

 Wave I In-Home Interview Data

Title	Wave I In-Home Interview Data
File Name	wave1.sas7bdat
Case Quantity	20745
Variable Count	2,240

 IMONTH - MONTH OF INTERVIEW-W1

Type	Code
Measurement Unit	numeric
IMONTH	Month Interview Completed

			Frequency	% of total	% of valid
Valid	1	January	11	0.05%	0.05%
	4	April	214	1.03%	1.03%
	5	May	4740	22.85%	22.85%
	6	June	5808	28%	28%
	7	July	3965	19.11%	19.11%
	8	August	3422	16.5%	16.5%
	9	September	1646	7.93%	7.93%
	10	October	654	3.15%	3.15%
	11	November	209	1.01%	1.01%
	12	December	76	0.37%	0.37%
		Total	20,745	100%	100%

Valid	Invalid	Minimum	Maximum
20745	0	1	12

 IDAY - DAY OF INTERVIEW-W1

Type	Numeric (Double)
IDAY	Day Interview Completed

Valid	Invalid	Minimum	Maximum	Mean	StdDev
20745	0	1	31	15.818558...	8.6505548...

 IYEAR - YEAR OF INTERVIEW-W1

Type	Code
Measurement Unit	numeric
IYEAR	Year Interview Completed

			Frequency	% of total	% of valid
Valid	94	1994	6	0.03%	0.03%
	95	1995	20739	99.97%	99.97%
		Total	20,745	100%	100%

Valid	Invalid	Minimum	Maximum
20745	0	94	95

### SCID - SCHOOL ID-W1

Type	Text
Constraints	Maximum Length: 3
SCID	Preloaded Variable - School Which the Respondent Attended During the 1994-1995 School Year

			Frequency	% of total	% of valid
Missing	999	not applicable	376	1.81%	
		Total	376	1.81%	

Valid	Invalid	Minimum	Maximum
20369	376	1	371

### SSCID - SISTER SCHOOL ID-W1

Type	Text
Constraints	Maximum Length: 3
SSCID	Preloaded Variable - "Other" School in Two-School Communities

			Frequency	% of total	% of valid
Missing	999	not applicable	376	1.81%	
		Total	376	1.81%	

Valid	Invalid	Minimum	Maximum
20369	376	1	371

### COMMID - COMMUNITY ID-W1

Type	Text
Constraints	Maximum Length: 3
COMMID	Community Identifier Number

Valid	Invalid	Minimum	Maximum

20745	0	401	496
-------	---	-----	-----

### MACNO - INTERVIEWER MACHINE NUMBER-W1

Type	Numeric (Double)
MACNO	Machine Number on Which the Adolescent Interview was Recorded

Valid	Invalid	Minimum	Maximum	Mean	StdDev
20745	0	100000	100500	100244.48...	144.07299...

### INTID - INTERVIEWER ID NUMBER

Type	Text
Constraints	Maximum Length: 6
INTID	Interviewer Identification Number

Valid	Invalid	Minimum	Maximum
20745	0	113560	999998

### SCH\_YR - 94-95 SCHOOL YEAR IN SESSION-W1

Type	Code
Measurement Unit	numeric
SCH_YR	Interviewer: Is the (1994-1995) School Year Currently in Session for this Respondent's School?

			Frequency	% of total	% of valid
Valid	0	no	13215	63.7%	63.71%
	1	yes	7529	36.29%	36.29%
	Total		20,744	100%	100%
Missing	6	refused	1	0%	
	Total		1	0%	

Valid	Invalid	Minimum	Maximum
20744	1	0	1

### BIO\_SEX - BIOLOGICAL SEX-W1

Type	Code
Measurement Unit	numeric
BIO_SEX	Interviewer, Please Confirm that Respondent's Sex is (Male) Female. (Ask if Necessary.)

			Frequency	% of total	% of valid
Valid	1	male	10263	49.47%	49.48%
	2	female	10480	50.52%	50.52%
		Total	20,743	99.99%	100%
Missing	6	refused	1	0%	
	8	don't know	1	0%	
		Total	2	0.01%	

Valid	Invalid	Minimum	Maximum
20743	2	1	2

### VERSION - QUESTIONNAIRE VERSION-W1

Type	Code
Measurement Unit	text
VERSION	Version Number of the Instrument Administered

			Frequency	% of total	% of valid
Valid	1	version 1	1058	5.1%	5.1%
	2	version 2	10	0.05%	0.05%
	3	version 3	6882	33.17%	33.19%
	4	version 4	4760	22.95%	22.95%
	5	version 5	8028	38.7%	38.71%
		Total	20,738	99.97%	100%
Missing	missing		7	0.03%	
	Total		7	0.03%	

Valid	Invalid	Minimum	Maximum
20738	7	1	5

### CORE1 - CORE WEIGHT WITHOUT POST-STRATIFICATION

Type	Numeric (Double)
CORE1	Core Sample Weight without Post-Stratification Adjustment

			Frequency	% of total	% of valid
Missing	.	missing	8642	41.66%	
	Total		8,642	41.66%	

Valid	Invalid	Minimum	Maximum	Mean	StdDev
12103	8642	82.7261	5000	1178.1867...	594.27901...

 CORE2 - CORE WEIGHT WITH POST-STRATIFICATION

Type	Numeric (Double)
CORE2	Core Sample Weight with Post-Stratification Adjustment

			Frequency	% of total	% of valid
Missing	.	missing	8642	41.66%	
		Total	8,642	41.66%	

Valid	Invalid	Minimum	Maximum	Mean	StdDev
12103	8642	134.8942	9097.1411	1836.9404...	927.23090...

 DISABLE - DISABLED SAMPLE WEIGHT

Type	Numeric (Double)
DISABLE	Disabled Sample Weight

			Frequency	% of total	% of valid
Missing	.	missing	20274	97.73%	
		Total	20,274	97.73%	

Valid	Invalid	Minimum	Maximum	Mean	StdDev
471	20274	88.6073	1675.3064	338.67575...	251.53176...

 HIEDBLK - HIGH EDUCATION BLACK SAMPLE WEIGHT

Type	Numeric (Double)
HIEDBLK	High Education Black Sample Weight

			Frequency	% of total	% of valid
Missing	.	missing	19707	95%	
		Total	19,707	95%	

Valid	Invalid	Minimum	Maximum	Mean	StdDev
1038	19707	191.0014	6170.3289	753.84685...	622.54460...

 CUBAN - CUBAN SAMPLE WEIGHT

Type	Numeric (Double)
CUBAN	Cuban Sample Weight

			Frequency	% of total	% of valid
Missing	.	missing	20296	97.84%	

		Total	20,296	97.84%	
--	--	-------	--------	--------	--

Valid	Invalid	Minimum	Maximum	Mean	StdDev
449	20296	123.9219	1455.066	193.71896...	251.64759...

### PRICAN - PUERTO RICAN SAMPLE WEIGHT

Type	Numeric (Double)
PRICAN	Puerto Rican Sample Weight

Missing	.	missing	Frequency	% of total	% of valid
		Total	20,308	97.89%	

Valid	Invalid	Minimum	Maximum	Mean	StdDev
437	20308	152.6993	8425.6053	483.01342...	584.91965...

### CHINESE - CHINESE SAMPLE WEIGHT

Type	Numeric (Double)
CHINESE	Chinese Sample Weight

Missing	.	missing	Frequency	% of total	% of valid
		Total	20,411	98.39%	

Valid	Invalid	Minimum	Maximum	Mean	StdDev
334	20411	91.9238	1170.8679	256.19822...	147.29702...

### H1GI1M - S1Q1 BIRTH MONTH-W1

Type	Code
Measurement Unit	numeric
Description	Birth dates were recoded to ensure that the number of respondents in each category was 10 or more. Therefore, birth dates were collapsed into the following categories: 3/74 = 4/74 and earlier, 7/74 = 5/74-8/74, 11/74 = 9/74-12/74, 2/75 = 1/75-2/75, 4/75 = 3/75-4/75, 6/75 = 5/75-6/75, 6/83 = 5/83-7/83, 10/83 = 8/83 and later. Birth dates between 7/75-4/83 required no adjustment.
H1GI1M	1M. What is your birth date (Month)?

Frequency	% of total	% of valid
-----------	------------	------------

Valid	1	January	1683	8.11%	8.12%
	2	February	1589	7.66%	7.67%
	3	March	1665	8.03%	8.03%
	4	April	1727	8.32%	8.33%
	5	May	1676	8.08%	8.09%
	6	June	1724	8.31%	8.32%
	7	July	1833	8.84%	8.84%
	8	August	1793	8.64%	8.65%
	9	September	1779	8.58%	8.58%
	10	October	1820	8.77%	8.78%
	11	November	1726	8.32%	8.33%
	12	December	1713	8.26%	8.26%
		Total	20,728	99.92%	100%
Missing	96	refused	17	0.08%	
		Total	17	0.08%	

Valid	Invalid	Minimum	Maximum
20728	17	1	12

### H1GI1Y - S1Q1 BIRTH YEAR-W1

Type	Code
Measurement Unit	numeric
Description	Birth dates were recoded to ensure that the number of respondents in each category was 10 or more. Therefore, birth dates were collapsed into the following categories: 3/74 = 4/74 and earlier, 7/74 = 5/74-8/74, 11/74 = 9/74-12/74, 2/75 = 1/75-2/75, 4/75 = 3/75-4/75, 6/75 = 5/75-6/75, 6/83 = 5/83-7/83, 10/83 = 8/83 and later. Birth dates between 7/75-4/83 required no adjustment.
H1GI1Y	1Y. What is your birth date (Year)?

			Frequency	% of total	% of valid
Valid	74	1974	35	0.17%	0.17%
	75	1975	155	0.75%	0.75%
	76	1976	1276	6.15%	6.16%
	77	1977	3853	18.57%	18.59%
	78	1978	4109	19.81%	19.82%
	79	1979	3921	18.9%	18.92%
	80	1980	3218	15.51%	15.52%
	81	1981	2491	12.01%	12.02%
	82	1982	1594	7.68%	7.69%
	83	1983	76	0.37%	0.37%

		Total	20,728	99.92%	100%
Missing	96	refused	17	0.08%	
		Total	17	0.08%	

Valid	Invalid	Minimum	Maximum
20728	17	74	83

### 

Type	Code
Measurement Unit	numeric
H1GI2	2. Think about the house or apartment building in which you lived in January 1990, when you were {AGE IN JANUARY 1990} years old. Do you still live there?

			Frequency	% of total	% of valid
Valid	0	no	9872	47.59%	47.67%
	1	yes	10839	52.25%	52.33%
		Total	20,711	99.84%	100%
Missing	6	refused	6	0.03%	
	8	don't know	28	0.13%	
		Total	34	0.16%	

Valid	Invalid	Minimum	Maximum
20711	34	0	1

### 

Type	Code
Measurement Unit	numeric
H1GI3	3. How old were you when you moved here to your current residence?

			Frequency	% of total	% of valid
--	--	--	-----------	------------	------------



Valid	0	lived here since birth or was under one year old when moved	3834	18.48%	18.65%
	1	one year old	438	2.11%	2.13%
	2	two years old	555	2.68%	2.7%
	3	three years old	458	2.21%	2.23%
	4	four years old	487	2.35%	2.37%
	5	five years old	670	3.23%	3.26%
	6	six years old	671	3.23%	3.26%
	7	seven years old	764	3.68%	3.72%
	8	eight years old	859	4.14%	4.18%
	9	nine years old	843	4.06%	4.1%
	10	ten years old	1143	5.51%	5.56%
	11	eleven years old	1238	5.97%	6.02%
	12	twelve years old	1652	7.96%	8.03%
	13	thirteen years old	1696	8.18%	8.25%
	14	fourteen years old	1584	7.64%	7.7%
	15	fifteen years old	1456	7.02%	7.08%
	16	sixteen years old	1102	5.31%	5.36%
	17	seventeen years old	724	3.49%	3.52%
	18	eighteen years old	348	1.68%	1.69%
	19	nineteen years old and older	40	0.19%	0.19%
		Total	20,562	99.12%	100%
Missing	.	missing	1	0%	
	96	refused	10	0.05%	
	98	don't know	170	0.82%	
	99	not applicable	2	0.01%	
		Total	183	0.88%	

Valid	Invalid	Minimum	Maximum
20562	183	0	19

### H1GI4 - S1Q4 ARE YOU OF HISPANIC ORIGIN-W1

Type	Code
Measurement Unit	numeric
H1GI4	4. Are you of Hispanic or Latino origin?

			Frequency	% of total	% of valid
Valid	0	no	17158	82.71%	82.96%
	1	yes	3525	16.99%	17.04%
		Total	20,683	99.7%	100%

Missing	6	refused	8	0.04%	
	8	don't know	54	0.26%	
		Total	62	0.3%	

Valid	Invalid	Minimum	Maximum
20683	62	0	1

### H1GI5A - S1Q5A HISPANIC-MEXICAN-W1

Type	Code
Measurement Unit	numeric
H1GI5A	5A. What is your Hispanic or Latino background (Mexican/Mexican American)? You may give more than one answer.

			Frequency	% of total	% of valid
Valid	0	not marked	1809	8.72%	51.52%
	1	marked	1702	8.2%	48.48%
		Total	3,511	16.92%	100%
Missing	7	legitimate skip	17220	83.01%	
	8	don't know	14	0.07%	
		Total	17,234	83.08%	

Valid	Invalid	Minimum	Maximum
3511	17234	0	1

### H1GI5B - S1Q5B HISPANIC-CHICANO-W1

Type	Code
Measurement Unit	numeric
H1GI5B	5B. What is your Hispanic or Latino background (Chicano/Chicana)? You may give more than one answer.

			Frequency	% of total	% of valid
Valid	0	not marked	3359	16.19%	95.67%
	1	marked	152	0.73%	4.33%
		Total	3,511	16.92%	100%
Missing	7	legitimate skip	17220	83.01%	
	8	don't know	14	0.07%	
		Total	17,234	83.08%	

Valid	Invalid	Minimum	Maximum
3511	17234	0	1

 H1GI5C - S1Q5C HISPANIC-CUBAN-W1

Type	Code
Measurement Unit	numeric
H1GI5C	5C. What is your Hispanic or Latino background (Cuban/Cuban American)? You may give more than one answer.

			Frequency	% of total	% of valid
Valid	0	not marked	2973	14.33%	84.68%
	1	marked	538	2.59%	15.32%
Total			3,511	16.92%	100%
Missing	7	legitimate skip	17220	83.01%	
	8	don't know	14	0.07%	
Total			17,234	83.08%	

Valid	Invalid	Minimum	Maximum
3511	17234	0	1

 H1GI5D - S1Q5D HISPANIC-PUERTO RICAN-W1

Type	Code
Measurement Unit	numeric
H1GI5D	5D. What is your Hispanic or Latino background (Puerto Rican)? You may give more than one answer.

			Frequency	% of total	% of valid
Valid	0	not marked	2878	13.87%	81.97%
	1	marked	633	3.05%	18.03%
Total			3,511	16.92%	100%
Missing	7	legitimate skip	17220	83.01%	
	8	don't know	14	0.07%	
Total			17,234	83.08%	

Valid	Invalid	Minimum	Maximum
3511	17234	0	1

 H1GI5E - S1Q5E HISPANIC-CENTRAL/SO AMER-W1

Type	Code
Measurement Unit	numeric

H1GI5E	5E. What is your Hispanic or Latino background (Central/South American)? You may give more than one answer.
--------	--

			Frequency	% of total	% of valid
Valid	0	not marked	3108	14.98%	88.52%
	1	marked	403	1.94%	11.48%
Total			3,511	16.92%	100%
Missing	7	legitimate skip	17220	83.01%	
	8	don't know	14	0.07%	
Total			17,234	83.08%	

Valid	Invalid	Minimum	Maximum
3511	17234	0	1

### H1GI5F - S1Q5F HISPANIC-OTHER-W1

Type	Code
Measurement Unit	numeric
H1GI5F	5F. What is your Hispanic or Latino background (Other Hispanic)? You may give more than one answer.

			Frequency	% of total	% of valid
Valid	0	not marked	3191	15.38%	90.89%
	1	marked	320	1.54%	9.11%
Total			3,511	16.92%	100%
Missing	7	legitimate skip	17220	83.01%	
	8	don't know	14	0.07%	
Total			17,234	83.08%	

Valid	Invalid	Minimum	Maximum
3511	17234	0	1

### H1GI6A - S1Q6A RACE-WHITE-W1

Type	Code
Measurement Unit	numeric
H1GI6A	6A. What is your race (White)? You may give more than one answer.

			Frequency	% of total	% of valid
Valid	0	not marked	7957	38.36%	38.43%
	1	marked	12747	61.45%	61.57%
Total			20,704	99.8%	100%

Missing	6	refused	13	0.06%	
	8	don't know	27	0.13%	
	9	not applicable	1	0%	
		Total	41	0.2%	

Valid	Invalid	Minimum	Maximum
20704	41	0	1

### H1GI6B - S1Q6B RACE-AFRICAN AMERICAN-W1

Type	Code
Measurement Unit	numeric
H1GI6B	6B. What is your race (Black or African American)? You may give more than one answer.

			Frequency	% of total	% of valid
Valid	0	not marked	15897	76.63%	76.78%
	1	marked	4807	23.17%	23.22%
		Total	20,704	99.8%	100%
Missing	6	refused	13	0.06%	
	8	don't know	27	0.13%	
	9	not applicable	1	0%	
		Total	41	0.2%	

Valid	Invalid	Minimum	Maximum
20704	41	0	1

### H1GI6C - S1Q6C RACE-AMERICAN INDIAN-W1

Type	Code
Measurement Unit	numeric
H1GI6C	6C. What is your race (American Indian or Native American)? You may give more than one answer.

			Frequency	% of total	% of valid
Valid	0	not marked	19964	96.24%	96.43%
	1	marked	740	3.57%	3.57%
		Total	20,704	99.8%	100%
Missing	6	refused	13	0.06%	
	8	don't know	27	0.13%	
	9	not applicable	1	0%	
		Total	41	0.2%	

Valid	Invalid	Minimum	Maximum
20704	41	0	1

### 

Type	Code
Measurement Unit	numeric
H1GI6D	6D. What is your race (Asian or Pacific Islander)? You may give more than one answer.

			Frequency	% of total	% of valid
Valid	0	not marked	19120	92.17%	92.35%
	1	marked	1584	7.64%	7.65%
	Total		20,704	99.8%	100%
Missing	6	refused	13	0.06%	
	8	don't know	27	0.13%	
	9	not applicable	1	0%	
	Total		41	0.2%	

Valid	Invalid	Minimum	Maximum
20704	41	0	1

### 

Type	Code
Measurement Unit	numeric
H1GI6E	6E. What is your race (Other)? You may give more than one answer.

			Frequency	% of total	% of valid
Valid	0	not marked	18746	90.36%	90.54%
	1	marked	1958	9.44%	9.46%
	Total		20,704	99.8%	100%
Missing	6	refused	13	0.06%	
	8	don't know	27	0.13%	
	9	not applicable	1	0%	
	Total		41	0.2%	

Valid	Invalid	Minimum	Maximum
20704	41	0	1

### 

Type	Code
------	------

Measurement Unit	numeric
H1GI7A	7A. What is your Asian background (Chinese)? You may give more than one answer.

			Frequency	% of total	% of valid
Valid	0	not marked	1176	5.67%	74.34%
	1	marked	406	1.96%	25.66%
	Total		1,582	7.63%	100%
Missing	7	legitimate skip	19161	92.36%	
	8	don't know	2	0.01%	
	Total		19,163	92.37%	

Valid	Invalid	Minimum	Maximum
1582	19163	0	1

### H1GI7B - S1Q7B ASIAN-FILIPINO-W1

Type	Code
Measurement Unit	numeric
H1GI7B	7B. What is your Asian background (Filipino)? You may give more than one answer.

			Frequency	% of total	% of valid
Valid	0	not marked	886	4.27%	56.01%
	1	marked	696	3.36%	43.99%
	Total		1,582	7.63%	100%
Missing	7	legitimate skip	19161	92.36%	
	8	don't know	2	0.01%	
	Total		19,163	92.37%	

Valid	Invalid	Minimum	Maximum
1582	19163	0	1

### H1GI7C - S1Q7C ASIAN-JAPANESE-W1

Type	Code
Measurement Unit	numeric
H1GI7C	7C. What is your Asian background (Japanese)? You may give more than one answer.

			Frequency	% of total	% of valid
Valid	0	not marked	1472	7.1%	93.05%
	1	marked	110	0.53%	6.95%

		Total	1,582	7.63%	100%
Missing	7	legitimate skip	19161	92.36%	
	8	don't know	2	0.01%	
		Total	19,163	92.37%	

Valid	Invalid	Minimum	Maximum
1582	19163	0	1

### H1GI7D - S1Q7D ASIAN-ASIAN INDIAN-W1

Type	Code
Measurement Unit	numeric
H1GI7D	7D. What is your Asian background (Asian Indian)? You may give more than one answer.

			Frequency	% of total	% of valid
Valid	0	not marked	1541	7.43%	97.41%
	1	marked	41	0.2%	2.59%
		Total	1,582	7.63%	100%
Missing	7	legitimate skip	19161	92.36%	
	8	don't know	2	0.01%	
		Total	19,163	92.37%	

Valid	Invalid	Minimum	Maximum
1582	19163	0	1

### H1GI7E - S1Q7E ASIAN-KOREAN-W1

Type	Code
Measurement Unit	numeric
H1GI7E	7E. What is your Asian background (Korean)? You may give more than one answer.

			Frequency	% of total	% of valid
Valid	0	not marked	1459	7.03%	92.23%
	1	marked	123	0.59%	7.77%
		Total	1,582	7.63%	100%
Missing	7	legitimate skip	19161	92.36%	
	8	don't know	2	0.01%	
		Total	19,163	92.37%	

Valid	Invalid	Minimum	Maximum
-------	---------	---------	---------



1582	19163	0	1
------	-------	---	---

### H1GI7F - S1Q7F ASIAN-VIETNAMESE-W1

Type	Code
Measurement Unit	numeric
H1GI7F	7F. What is your Asian background (Vietnamese)? You may give more than one answer.

			Frequency	% of total	% of valid
Valid	0	not marked	1493	7.2%	94.37%
	1	marked	89	0.43%	5.63%
	Total		1,582	7.63%	100%
Missing	7	legitimate skip	19161	92.36%	
	8	don't know	2	0.01%	
	Total		19,163	92.37%	

Valid	Invalid	Minimum	Maximum
1582	19163	0	1

### H1GI7G - S1Q7G ASIAN-OTHER-W1

Type	Code
Measurement Unit	numeric
H1GI7G	7G. What is your Asian background (Other)? You may give more than one answer.

			Frequency	% of total	% of valid
Valid	0	not marked	1304	6.29%	82.43%
	1	marked	278	1.34%	17.57%
	Total		1,582	7.63%	100%
Missing	7	legitimate skip	19161	92.36%	
	8	don't know	2	0.01%	
	Total		19,163	92.37%	

Valid	Invalid	Minimum	Maximum
1582	19163	0	1

### H1GI8 - S1Q8 RACE-SINGLE CATEGORY-W1

Type	Code
Measurement Unit	numeric

H1G18	8. Which one category best describes your racial background?
-------	--

			Frequency	% of total	% of valid
Valid	1	White	425	2.05%	42.33%
	2	Black or African American	292	1.41%	29.08%
	3	American Indian or Native American	91	0.44%	9.06%
	4	Asian or Pacific Islander	104	0.5%	10.36%
	5	Other	92	0.44%	9.16%
		Total	1,004	4.84%	100%
Missing	6	refused	11	0.05%	
	7	legitimate skip	19707	95%	
	8	don't know	22	0.11%	
	9	not applicable	1	0%	
		Total	19,741	95.16%	

Valid	Invalid	Minimum	Maximum
1004	19741	1	5

### H1G19 - S1Q9 RACE-INTERVIEWER OBSERVATION-W1

Type	Code
Measurement Unit	numeric
H1G19	9. Interviewer: Please code the race of the respondent from your observation alone.

			Frequency	% of total	% of valid
Valid	1	White	12888	62.13%	62.17%
	2	Black or African American	4777	23.03%	23.04%
	3	American Indian or Native American	250	1.21%	1.21%
	4	Asian or Pacific Islander	1447	6.98%	6.98%
	5	Other	1368	6.59%	6.6%
		Total	20,730	99.93%	100%
Missing	6	refused	4	0.02%	
	8	don't know	10	0.05%	
	9	not applicable	1	0%	
		Total	15	0.07%	

Valid	Invalid	Minimum	Maximum
20730	15	1	5

 H1GI10 - S1Q10 LANGUAGE SPOKEN AT HOME-W1

Type	Code
Measurement Unit	numeric
H1GI10	10. What language is usually spoken in your home?

			Frequency	% of total	% of valid
Valid	1	English	18364	88.52%	88.57%
	2	Spanish	1652	7.96%	7.97%
	3	other	719	3.47%	3.47%
		Total	20,735	99.95%	100%
Missing	6	refused	4	0.02%	
	8	don't know	6	0.03%	
		Total	10	0.05%	

Valid	Invalid	Minimum	Maximum
20735	10	1	3

 H1GI11 - S1Q11 BORN IN THE UNITED STATES-W1

Type	Code
Measurement Unit	numeric
H1GI11	11. Were you born in the United States?

			Frequency	% of total	% of valid
Valid	0	no	1903	9.17%	11.26%
	1	yes	14996	72.29%	88.74%
		Total	16,899	81.46%	100%
Missing	6	refused	5	0.02%	
	7	legitimate skip	3834	18.48%	
	8	don't know	7	0.03%	
		Total	3,846	18.54%	

Valid	Invalid	Minimum	Maximum
16899	3846	0	1

 H1GI12 - S1Q12 COUNTRY OF BIRTH-W1

Type	Code
Measurement Unit	numeric
H1GI12	12. In what country were you born?

	Frequency	% of total	% of valid
--	-----------	------------	------------

Valid	30	Cambodia	12	0.06%	0.64%
	32	Canada	27	0.13%	1.44%
	37	People's Republic of China	50	0.24%	2.67%
	38	Colombia	21	0.1%	1.12%
	43	Cuba	223	1.07%	11.89%
	51	The Dominican Republic	24	0.12%	1.28%
	52	Ecuador	11	0.05%	0.59%
	54	El Salvador	48	0.23%	2.56%
	75	Germany	76	0.37%	4.05%
	79	Guatemala	17	0.08%	0.91%
	83	Haiti	22	0.11%	1.17%
	84	Honduras	38	0.18%	2.03%
	87	India	15	0.07%	0.8%
	95	Jamaica	18	0.09%	0.96%
	96	Japan	15	0.07%	0.8%
	102	South Korea	77	0.37%	4.11%
	105	Laos	10	0.05%	0.53%
	123	Mexico	333	1.61%	17.76%
	142	Nicaragua	77	0.37%	4.11%
	151	Panama	12	0.06%	0.64%
	154	Peru	15	0.07%	0.8%
	155	The Philippines	330	1.59%	17.6%
	187	Taiwan	24	0.12%	1.28%
	190	Thailand	20	0.1%	1.07%
	193	Trinidad and Tobago	16	0.08%	0.85%
	202	Great Britain	14	0.07%	0.75%
	213	Hong Kong	37	0.18%	1.97%
	221	Puerto Rico	41	0.2%	2.19%
	231	Viet-Nam	61	0.29%	3.25%
	311	Eastern, North Africa	10	0.05%	0.53%
	313	Western, North Africa	14	0.07%	0.75%
	314	South Africa	13	0.06%	0.69%
	321	Middle East	14	0.07%	0.75%
	322	Central Asia	16	0.08%	0.85%
	331	Northern, Western Europe	10	0.05%	0.53%
	332	British Isles	11	0.05%	0.59%
	333	Southern, Western Europe	11	0.05%	0.59%
	334	Eastern Europe	12	0.06%	0.64%
	337	Southern Europe	10	0.05%	0.53%
	341	Oceania and Pacific Ocean Islands	26	0.13%	1.39%
361	Central and Northern South America	16	0.08%	0.85%	
362	Southern South America	11	0.05%	0.59%	
371	Greater and Lesser Antilles	17	0.08%	0.91%	

		Total	1,875	9.04%	100%
Missing	996	refused	2	0.01%	
	997	legitimate skip	18842	90.83%	
	998	don't know	5	0.02%	
	999	other or not applicable	21	0.1%	
		Total	18,870	90.96%	

Valid	Invalid	Minimum	Maximum
1875	18870	30	371

### 

Type	Code
Measurement Unit	numeric
H1GI13M	13M. In what month [and year] did you first move to the United States?

			Frequency	% of total	% of valid
Valid	1	January	165	0.8%	9.58%
	2	February	99	0.48%	5.75%
	3	March	115	0.55%	6.67%
	4	April	118	0.57%	6.85%
	5	May	161	0.78%	9.34%
	6	June	199	0.96%	11.55%
	7	July	192	0.93%	11.14%
	8	August	190	0.92%	11.03%
	9	September	136	0.66%	7.89%
	10	October	113	0.54%	6.56%
	11	November	103	0.5%	5.98%
	12	December	132	0.64%	7.66%
		Total	1,723	8.31%	100%
Missing	96	refused	5	0.02%	
	97	legitimate skip	18842	90.83%	
	98	don't know	174	0.84%	
	99	not applicable	1	0%	
		Total	19,022	91.69%	

Valid	Invalid	Minimum	Maximum
1723	19022	1	12

### 

Type	Code
------	------

Measurement Unit	numeric
H1GI13Y	13Y. In what [month and] year did you first move to the United States?

			Frequency	% of total	% of valid
Valid	77	1977	37	0.18%	2.04%
	78	1978	51	0.25%	2.81%
	79	1979	80	0.39%	4.41%
	80	1980	167	0.81%	9.2%
	81	1981	87	0.42%	4.79%
	82	1982	94	0.45%	5.18%
	83	1983	85	0.41%	4.68%
	84	1984	92	0.44%	5.07%
	85	1985	106	0.51%	5.84%
	86	1986	94	0.45%	5.18%
	87	1987	69	0.33%	3.8%
	88	1988	89	0.43%	4.9%
	89	1989	154	0.74%	8.48%
	90	1990	145	0.7%	7.98%
	91	1991	116	0.56%	6.39%
	92	1992	147	0.71%	8.09%
93	1993	109	0.53%	6%	
94	1994	94	0.45%	5.18%	
		Total	1,816	8.75%	100%
Missing	96	refused	5	0.02%	
	97	legitimate skip	18842	90.83%	
	98	don't know	81	0.39%	
	99	not applicable	1	0%	
		Total	18,929	91.25%	

Valid	Invalid	Minimum	Maximum
1816	18929	77	94

### H1GI14 - S1Q14 BORN A US CITIZEN-W1

Type	Code
Measurement Unit	numeric
H1GI14	14. Were you born a U.S. citizen?

			Frequency	% of total	% of valid
Valid	0	no	1655	7.98%	87.43%
	1	yes	238	1.15%	12.57%
		Total	1,893	9.13%	100%

Missing	6	refused	1	0%	
	7	legitimate skip	18842	90.83%	
	8	don't know	9	0.04%	
		Total	18,852	90.87%	

Valid	Invalid	Minimum	Maximum
1893	18852	0	1

### 

Type	Code
Measurement Unit	numeric
H1GI15	15. Have you ever been married?

			Frequency	% of total	% of valid
Valid	0	no	14988	72.25%	99.48%
	1	yes	79	0.38%	0.52%
		Total	15,067	72.63%	100%
Missing	6	refused	1	0%	
	7	legitimate skip	5676	27.36%	
	8	don't know	1	0%	
		Total	5,678	27.37%	

Valid	Invalid	Minimum	Maximum
15067	5678	0	1

### 

Type	Code
Measurement Unit	numeric
H1GI16M	16M. In what month [and year] were you married for the first time?

			Frequency	% of total	% of valid
Valid	1	January to March	19	0.09%	24.05%
	2	April to June	26	0.13%	32.91%
	3	July to September	20	0.1%	25.32%
	4	October to December	14	0.07%	17.72%
		Total	79	0.38%	100%
Missing	97	legitimate skip	20666	99.62%	
		Total	20,666	99.62%	

Valid	Invalid	Minimum	Maximum
79	20666	1	4



 H1GI16Y - S1Q16 YEAR MARRIED THE FIRST TIME-W1

Type	Code
Measurement Unit	numeric
H1GI16Y	16Y. In what [month and] year were you married for the first time?

			Frequency	% of total	% of valid
Valid	93	1991 to 1993	11	0.05%	13.92%
	94	1994	27	0.13%	34.18%
	95	1995	41	0.2%	51.9%
		Total	79	0.38%	100%
Missing	97	legitimate skip	20666	99.62%	
		Total	20,666	99.62%	

Valid	Invalid	Minimum	Maximum
79	20666	93	95

 H1GI18 - S1Q18 CURRENTLY IN SCHOOL-W1

Type	Code
Measurement Unit	numeric
H1GI18	18. [If school year:] Are you presently in school? [If summer:] Were you in school during the past school year?

			Frequency	% of total	% of valid
Valid	0	no	398	1.92%	1.92%
	1	yes	20337	98.03%	98.08%
		Total	20,735	99.95%	100%
Missing	6	refused	5	0.02%	
	8	don't know	5	0.02%	
		Total	10	0.05%	

Valid	Invalid	Minimum	Maximum
20735	10	0	1

 H1GI19 - S1Q19 ATTENDING [SAMPLE SCHOOL]-W1

Type	Code
Measurement Unit	numeric
H1GI19	19. {Are/Were} you attending either {Sample School} or {Sister School}?

			Frequency	% of total	% of valid
--	--	--	-----------	------------	------------

Valid	0	no	682	3.29%	3.35%
	1	yes	19646	94.7%	96.65%
		Total	20,328	97.99%	100%
Missing	6	refused	3	0.01%	
	7	legitimate skip	408	1.97%	
	8	don't know	6	0.03%	
		Total	417	2.01%	

Valid	Invalid	Minimum	Maximum
20328	417	0	1

### 

Type	Code
Measurement Unit	numeric
H1GI20	20. What grade {are/were} you in? [If school doesn't have grade levels of this kind, enter "99".]

			Frequency	% of total	% of valid
Valid	7	seventh grade	2716	13.09%	13.45%
	8	eighth grade	2718	13.1%	13.46%
	9	ninth grade	3620	17.45%	17.93%
	10	tenth grade	3967	19.12%	19.65%
	11	eleventh grade	3809	18.36%	18.87%
	12	twelfth grade	3356	16.18%	16.63%
		Total	20,186	97.31%	100%
Missing	96	refused	3	0.01%	
	97	legitimate skip	408	1.97%	
	98	don't know	8	0.04%	
	99	school doesn't have grade levels of this kind or not applicable	140	0.67%	
		Total	559	2.69%	

Valid	Invalid	Minimum	Maximum
20186	559	7	12

### 

Type	Code
Measurement Unit	numeric
H1GI21	21. Why {aren't/weren't} you going to school?

	Frequency	% of total	% of valid
--	-----------	------------	------------

Valid	1	suspended/expelled	48	0.23%	12.15%
	2	dropped out	121	0.58%	30.63%
	3	sick/injured/on leave	21	0.1%	5.32%
	4	graduated	101	0.49%	25.57%
	5	pregnant	20	0.1%	5.06%
	6	other	84	0.4%	21.27%
		Total	395	1.9%	100%
Missing	96	refused	6	0.03%	
	97	legitimate skip	20337	98.03%	
	98	don't know	7	0.03%	
		Total	20,350	98.1%	

Valid	Invalid	Minimum	Maximum
395	20350	1	6

### 

Type	Code
Measurement Unit	numeric
H1DA1	1. During the past week, how many times did you do work around the house, such as cleaning, cooking, laundry, yardwork, or caring for a pet?

			Frequency	% of total	% of valid
Valid	0	not at all	821	3.96%	3.96%
	1	1 or 2 times	5497	26.5%	26.53%
	2	3 or 4 times	6581	31.72%	31.76%
	3	5 or more times	7824	37.72%	37.76%
		Total	20,723	99.89%	100%
Missing	6	refused	10	0.05%	
	8	don't know	12	0.06%	
		Total	22	0.11%	

Valid	Invalid	Minimum	Maximum
20723	22	0	3

### 

Type	Code
Measurement Unit	numeric
H1DA2	2. During the past week, how many times did you do hobbies, such as collecting baseball cards, playing a musical instrument, reading, or doing arts and crafts?

			Frequency	% of total	% of valid
Valid	0	not at all	4472	21.56%	21.58%
	1	1 or 2 times	6979	33.64%	33.68%
	2	3 or 4 times	4539	21.88%	21.9%
	3	5 or more times	4733	22.82%	22.84%
		Total	20,723	99.89%	100%
Missing	6	refused	11	0.05%	
	8	don't know	11	0.05%	
	Total		22	0.11%	

Valid	Invalid	Minimum	Maximum
20723	22	0	3

### 

Type	Code
Measurement Unit	numeric
H1DA3	3. During the past week, how many times did you watch television or videos, or play video games?

			Frequency	% of total	% of valid
Valid	0	not at all	727	3.5%	3.51%
	1	1 or 2 times	3494	16.84%	16.86%
	2	3 or 4 times	4554	21.95%	21.97%
	3	5 or more times	11950	57.6%	57.66%
		Total	20,725	99.9%	100%
Missing	6	refused	11	0.05%	
	8	don't know	9	0.04%	
	Total		20	0.1%	

Valid	Invalid	Minimum	Maximum
20725	20	0	3

### 

Type	Code
Measurement Unit	numeric
H1DA4	4. During the past week, how many times did you go roller-blading, roller-skating, skate-boarding, or bicycling?

			Frequency	% of total	% of valid
--	--	--	-----------	------------	------------

Valid	0	not at all	12858	61.98%	62.04%
	1	1 or 2 times	4544	21.9%	21.93%
	2	3 or 4 times	1697	8.18%	8.19%
	3	5 or more times	1625	7.83%	7.84%
		Total	20,724	99.9%	100%
Missing	6	refused	12	0.06%	
	8	don't know	9	0.04%	
		Total	21	0.1%	

Valid	Invalid	Minimum	Maximum
20724	21	0	3

### 

Type	Code
Measurement Unit	numeric
H1DA5	5. During the past week, how many times did you play an active sport, such as baseball, softball, basketball, soccer, swimming, or football?

			Frequency	% of total	% of valid
Valid	0	not at all	6111	29.46%	29.49%
	1	1 or 2 times	5729	27.62%	27.65%
	2	3 or 4 times	3811	18.37%	18.39%
	3	5 or more times	5071	24.44%	24.47%
		Total	20,722	99.89%	100%
Missing	6	refused	12	0.06%	
	8	don't know	11	0.05%	
		Total	23	0.11%	

Valid	Invalid	Minimum	Maximum
20722	23	0	3

### 

Type	Code
Measurement Unit	numeric
H1DA6	6. During the past week, how many times did you exercise, such as jogging, walking, karate, jumping rope, gymnastics or dancing?

			Frequency	% of total	% of valid
--	--	--	-----------	------------	------------

Valid	0	not at all	3425	16.51%	16.53%
	1	1 or 2 times	6467	31.17%	31.21%
	2	3 or 4 times	5107	24.62%	24.64%
	3	5 or more times	5724	27.59%	27.62%
		Total	20,723	99.89%	100%
Missing	6	refused	13	0.06%	
	8	don't know	9	0.04%	
		Total	22	0.11%	

Valid	Invalid	Minimum	Maximum
20723	22	0	3

### 

Type	Code
Measurement Unit	numeric
H1DA7	7. During the past week, how many times did you just hang out with friends?

			Frequency	% of total	% of valid
Valid	0	not at all	1977	9.53%	9.54%
	1	1 or 2 times	4913	23.68%	23.71%
	2	3 or 4 times	5519	26.6%	26.63%
	3	5 or more times	8314	40.08%	40.12%
		Total	20,723	99.89%	100%
Missing	6	refused	13	0.06%	
	8	don't know	9	0.04%	
		Total	22	0.11%	

Valid	Invalid	Minimum	Maximum
20723	22	0	3

### 

Type	Numeric (Double)
H1DA8	8. How many hours a week do you watch television?

			Frequency	% of total	% of valid
Missing	.	missing	2	0.01%	
	996	refused	13	0.06%	
	998	don't know	83	0.4%	
	999	not applicable	1	0%	
		Total	99	0.48%	

Valid	Invalid	Minimum	Maximum	Mean	StdDev
20646	99	0	99	15.963334...	15.014027...

### H1DA9 - S2Q9 HRS/WK WATCH VIDEOS-W1

Type	Numeric (Double)
H1DA9	9. How many hours a week do you watch videos?

			Frequency	% of total	% of valid
Missing	.	missing	1	0%	
	996	refused	14	0.07%	
	998	don't know	44	0.21%	
Total			59	0.28%	

Valid	Invalid	Minimum	Maximum	Mean	StdDev
20686	59	0	99	4.3702020...	7.0327147...

### H1DA10 - S2Q10 HRS/WK PLAY COMPUTER GAMES-W1

Type	Numeric (Double)
H1DA10	10. How many hours a week do you play video or computer games?

			Frequency	% of total	% of valid
Missing	996	refused	13	0.06%	
	998	don't know	26	0.13%	
Total			39	0.19%	

Valid	Invalid	Minimum	Maximum	Mean	StdDev
20706	39	0	99	2.7703564...	6.5113392...

### H1DA11 - S2Q11 HRS/WK LISTEN TO RADIO-W1

Type	Numeric (Double)
H1DA11	11. How many hours a week do you listen to the radio?

			Frequency	% of total	% of valid
Missing	996	refused	13	0.06%	
	998	don't know	59	0.28%	
Total			72	0.35%	

Valid	Invalid	Minimum	Maximum	Mean	StdDev
20673	72	0	99	17.158854...	20.144507...

 H1GH1 - S3Q1 GENERAL HEALTH-W1

Type	Code
Measurement Unit	numeric
H1GH1	1. In general, how is your health? Would you say

			Frequency	% of total	% of valid
Valid	1	excellent	5835	28.13%	28.16%
	2	very good	8096	39.03%	39.08%
	3	good	5307	25.58%	25.61%
	4	fair	1374	6.62%	6.63%
	5	poor	107	0.52%	0.52%
Total			20,719	99.87%	100%
Missing	6	refused	13	0.06%	
	8	don't know	13	0.06%	
	Total			26	0.13%

Valid	Invalid	Minimum	Maximum
20719	26	1	5

 H1GH1A - S3Q1A DIFFICULTY USING LIMBS >12 MOS-W1

Type	Code
Measurement Unit	numeric
H1GH1A	1A. Do you have difficulty using your hands, arms, legs, or feet because of a physical condition that has lasted for the past twelve months or more?

			Frequency	% of total	% of valid
Valid	0	no	7648	36.87%	96.59%
	1	yes	270	1.3%	3.41%
	Total			7,918	38.17%
Missing	6	refused	11	0.05%	
	7	legitimate skip	12804	61.72%	
	8	don't know	12	0.06%	
	Total			12,827	61.83%

Valid	Invalid	Minimum	Maximum
7918	12827	0	1

 H1GH2 - S3Q2 FREQ-HEADACHES-W1

Type	Code
------	------



Measurement Unit	numeric
H1GH2	2. In the past 12 months, how often have you had a headache?

			Frequency	% of total	% of valid
Valid	0	never	1966	9.48%	9.49%
	1	just a few times	12977	62.55%	62.63%
	2	about once a week	4320	20.82%	20.85%
	3	almost every day	1251	6.03%	6.04%
	4	every day	207	1%	1%
		Total	20,721	99.88%	100%
Missing	6	refused	13	0.06%	
	8	don't know	11	0.05%	
		Total	24	0.12%	

Valid	Invalid	Minimum	Maximum
20721	24	0	4

### H1GH3 - S3Q3 FREQ-FEELING HOT-W1

Type	Code
Measurement Unit	numeric
H1GH3	3. In the past 12 months, how often have you felt hot all over suddenly, for no reason?

			Frequency	% of total	% of valid
Valid	0	never	12638	60.92%	61%
	1	just a few times	6618	31.9%	31.94%
	2	about once a week	965	4.65%	4.66%
	3	almost every day	372	1.79%	1.8%
	4	every day	125	0.6%	0.6%
		Total	20,718	99.87%	100%
Missing	6	refused	14	0.07%	
	8	don't know	13	0.06%	
		Total	27	0.13%	

Valid	Invalid	Minimum	Maximum
20718	27	0	4

### H1GH4 - S3Q4 FREQ-STOMACHACHE-W1

Type	Code
Measurement Unit	numeric

H1GH4	4. During the past 12 months, how often have you had a stomach ache or upset stomach?
-------	---

			Frequency	% of total	% of valid
Valid	0	never	2865	13.81%	13.83%
	1	just a few times	14174	68.32%	68.42%
	2	about once a week	2973	14.33%	14.35%
	3	almost every day	588	2.83%	2.84%
	4	every day	117	0.56%	0.56%
		Total	20,717	99.87%	100%
Missing	6	refused	13	0.06%	
	8	don't know	15	0.07%	
		Total	28	0.13%	

Valid	Invalid	Minimum	Maximum
20717	28	0	4

### H1GH5 - S3Q5 FREQ-COLD SWEATS-W1

Type	Code
Measurement Unit	numeric
H1GH5	5. During the past 12 months, how often have you had cold sweats?

			Frequency	% of total	% of valid
Valid	0	never	16311	78.63%	78.76%
	1	just a few times	3859	18.6%	18.63%
	2	about once a week	377	1.82%	1.82%
	3	almost every day	113	0.54%	0.55%
	4	every day	50	0.24%	0.24%
		Total	20,710	99.83%	100%
Missing	6	refused	13	0.06%	
	8	don't know	22	0.11%	
		Total	35	0.17%	

Valid	Invalid	Minimum	Maximum
20710	35	0	4

### H1GH6 - S3Q6 FREQ-FEELING PHYSICALLY WEAK-W1

Type	Code
Measurement Unit	numeric

H1GH6	6. During the past 12 months, how often have you felt physically weak for no reason?
-------	--

			Frequency	% of total	% of valid
Valid	0	never	11297	54.46%	54.53%
	1	just a few times	7547	36.38%	36.43%
	2	about once a week	1404	6.77%	6.78%
	3	almost every day	359	1.73%	1.73%
	4	every day	110	0.53%	0.53%
Total			20,717	99.87%	100%
Missing	6	refused	13	0.06%	
	8	don't know	15	0.07%	
Total			28	0.13%	

Valid	Invalid	Minimum	Maximum
20717	28	0	4

### H1GH7 - S3Q7 FREQ-SORE THROAT/COUGH-W1

Type	Code
Measurement Unit	numeric
H1GH7	7. During the past 12 months, how often have you had a sore throat or cough?

			Frequency	% of total	% of valid
Valid	0	never	3967	19.12%	19.15%
	1	just a few times	14651	70.62%	70.72%
	2	about once a week	1593	7.68%	7.69%
	3	almost every day	404	1.95%	1.95%
	4	every day	102	0.49%	0.49%
Total			20,717	99.87%	100%
Missing	6	refused	13	0.06%	
	8	don't know	15	0.07%	
Total			28	0.13%	

Valid	Invalid	Minimum	Maximum
20717	28	0	4

### H1GH8 - S3Q8 FREQ-VERY TIRED FOR NO REASON-W1

Type	Code
Measurement Unit	numeric

H1GH8	8. During the past 12 months, how often have you felt very tired for no reason?
-------	---

			Frequency	% of total	% of valid
Valid	0	never	8272	39.87%	39.93%
	1	just a few times	8066	38.88%	38.94%
	2	about once a week	2802	13.51%	13.53%
	3	almost every day	1150	5.54%	5.55%
	4	every day	425	2.05%	2.05%
Total			20,715	99.86%	100%
Missing	6	refused	14	0.07%	
	8	don't know	16	0.08%	
Total			30	0.14%	

Valid	Invalid	Minimum	Maximum
20715	30	0	4

### H1GH9 - S3Q9 FREQ-PAINFUL/OFTEN URINATION-W1

Type	Code
Measurement Unit	numeric
H1GH9	9. During the past 12 months, how often have you had painful or very frequent urination (or peeing)?

			Frequency	% of total	% of valid
Valid	0	never	17901	86.29%	86.44%
	1	just a few times	2272	10.95%	10.97%
	2	about once a week	265	1.28%	1.28%
	3	almost every day	171	0.82%	0.83%
	4	every day	99	0.48%	0.48%
Total			20,708	99.82%	100%
Missing	6	refused	17	0.08%	
	8	don't know	20	0.1%	
Total			37	0.18%	

Valid	Invalid	Minimum	Maximum
20708	37	0	4

### H1GH10 - S3Q10 FREQ-FEELING VERY SICK-W1

Type	Code
Measurement Unit	numeric

H1GH10	10. In the past 12 months, how often have you felt really sick?
--------	---

			Frequency	% of total	% of valid
Valid	0	never	10398	50.12%	50.19%
	1	just a few times	9531	45.94%	46.01%
	2	about once a week	608	2.93%	2.93%
	3	almost every day	141	0.68%	0.68%
	4	every day	39	0.19%	0.19%
Total			20,717	99.87%	100%
Missing	6	refused	15	0.07%	
	8	don't know	13	0.06%	
Total			28	0.13%	

Valid	Invalid	Minimum	Maximum
20717	28	0	4

### H1GH11 - S3Q11 FREQ-WAKE UP FEELING TIRED-W1

Type	Code
Measurement Unit	numeric
H1GH11	11. In the past 12 months, how often have you woken up feeling tired?

			Frequency	% of total	% of valid
Valid	0	never	3868	18.65%	18.67%
	1	just a few times	8424	40.61%	40.66%
	2	about once a week	3881	18.71%	18.73%
	3	almost every day	3042	14.66%	14.68%
	4	every day	1504	7.25%	7.26%
Total			20,719	99.87%	100%
Missing	6	refused	15	0.07%	
	8	don't know	11	0.05%	
Total			26	0.13%	

Valid	Invalid	Minimum	Maximum
20719	26	0	4

### H1GH12 - S3Q12 FREQ-SKIN PROBLEMS, ACNE-W1

Type	Code
Measurement Unit	numeric
H1GH12	12. In the past 12 months, how often have you had skin problems, such as itching or pimples?

			Frequency	% of total	% of valid
Valid	0	never	5089	24.53%	24.57%
	1	just a few times	9289	44.78%	44.85%
	2	about once a week	3456	16.66%	16.69%
	3	almost every day	1650	7.95%	7.97%
	4	every day	1228	5.92%	5.93%
		Total	20,712	99.84%	100%
Missing	6	refused	15	0.07%	
	8	don't know	18	0.09%	
		Total	33	0.16%	

Valid	Invalid	Minimum	Maximum
20712	33	0	4

### H1GH13 - S3Q13 FREQ-DIZZINESS-W1

Type	Code
Measurement Unit	numeric
H1GH13	13. In the past 12 months, how often have you been dizzy?

			Frequency	% of total	% of valid
Valid	0	never	12578	60.63%	60.72%
	1	just a few times	6642	32.02%	32.06%
	2	about once a week	1040	5.01%	5.02%
	3	almost every day	347	1.67%	1.68%
	4	every day	109	0.53%	0.53%
		Total	20,716	99.86%	100%
Missing	6	refused	15	0.07%	
	8	don't know	14	0.07%	
		Total	29	0.14%	

Valid	Invalid	Minimum	Maximum
20716	29	0	4

### H1GH14 - S3Q14 FREQ-CHEST PAINS-W1

Type	Code
Measurement Unit	numeric
H1GH14	14. In the past 12 months, how often have you had chest pains?

			Frequency	% of total	% of valid
--	--	--	-----------	------------	------------

Valid	0	never	15256	73.54%	73.64%
	1	just a few times	4610	22.22%	22.25%
	2	about once a week	638	3.08%	3.08%
	3	almost every day	167	0.81%	0.81%
	4	every day	47	0.23%	0.23%
		Total	20,718	99.87%	100%
Missing	6	refused	15	0.07%	
	8	don't know	12	0.06%	
		Total	27	0.13%	

Valid	Invalid	Minimum	Maximum
20718	27	0	4

### H1GH15 - S3Q15 FREQ-MUSCLE/JOINT ACHES/PAINS-W1

Type	Code
Measurement Unit	numeric
H1GH15	15. In the past 12 months, how often have you had aches, pains, or soreness in your muscles or joints?

			Frequency	% of total	% of valid
Valid	0	never	4453	21.47%	21.5%
	1	just a few times	10757	51.85%	51.93%
	2	about once a week	3949	19.04%	19.06%
	3	almost every day	1181	5.69%	5.7%
	4	every day	375	1.81%	1.81%
		Total	20,715	99.86%	100%
Missing	6	refused	16	0.08%	
	8	don't know	14	0.07%	
		Total	30	0.14%	

Valid	Invalid	Minimum	Maximum
20715	30	0	4

### H1GH16 - S3Q16 FREQ-MENSTRUAL CRAMPS-W1

Type	Code
Measurement Unit	numeric
H1GH16	16. In the past 12 months, how often have you had [if respondent is female] cramps during your menstrual period?

	Frequency	% of total	% of valid
--	-----------	------------	------------

Valid	0	never	1980	9.54%	18.93%
	1	just a few times	5636	27.17%	53.88%
	2	about once a week	1117	5.38%	10.68%
	3	almost every day	1116	5.38%	10.67%
	4	every day	611	2.95%	5.84%
		Total	10,460	50.42%	100%
Missing	6	refused	10	0.05%	
	7	legitimate skip	10265	49.48%	
	8	don't know	9	0.04%	
	9	not applicable	1	0%	
		Total	10,285	49.58%	

Valid	Invalid	Minimum	Maximum
10460	10285	0	4

### 

Type	Code
Measurement Unit	numeric
H1GH17	17. In the past 12 months, how often have you had a poor appetite?

			Frequency	% of total	% of valid
Valid	0	never	11384	54.88%	54.96%
	1	just a few times	6571	31.68%	31.72%
	2	about once a week	1830	8.82%	8.84%
	3	almost every day	688	3.32%	3.32%
	4	every day	240	1.16%	1.16%
		Total	20,713	99.85%	100%
Missing	6	refused	16	0.08%	
	8	don't know	16	0.08%	
		Total	32	0.15%	

Valid	Invalid	Minimum	Maximum
20713	32	0	4

### 

Type	Code
Measurement Unit	numeric
H1GH18	18. In the past 12 months, how often have you had trouble falling asleep or staying asleep?

			Frequency	% of total	% of valid
--	--	--	-----------	------------	------------



Valid	0	never	8649	41.69%	41.75%
	1	just a few times	7190	34.66%	34.71%
	2	about once a week	2816	13.57%	13.59%
	3	almost every day	1489	7.18%	7.19%
	4	every day	572	2.76%	2.76%
		Total	20,716	99.86%	100%
Missing	6	refused	16	0.08%	
	8	don't know	13	0.06%	
		Total	29	0.14%	

Valid	Invalid	Minimum	Maximum
20716	29	0	4

### H1GH19 - S3Q19 FREQ-TROUBLE RELAXING-W1

Type	Code
Measurement Unit	numeric
H1GH19	19. In the past 12 months, how often have you had trouble relaxing?

			Frequency	% of total	% of valid
Valid	0	never	10995	53%	53.07%
	1	just a few times	6603	31.83%	31.87%
	2	about once a week	1916	9.24%	9.25%
	3	almost every day	853	4.11%	4.12%
	4	every day	349	1.68%	1.68%
		Total	20,716	99.86%	100%
Missing	6	refused	15	0.07%	
	8	don't know	14	0.07%	
		Total	29	0.14%	

Valid	Invalid	Minimum	Maximum
20716	29	0	4

### H1GH20 - S3Q20 FREQ-MOODINESS-W1

Type	Code
Measurement Unit	numeric
H1GH20	20. In the past 12 months, how often have you been moody?

			Frequency	% of total	% of valid
--	--	--	-----------	------------	------------

Valid	0	never	4501	21.7%	21.75%
	1	just a few times	9077	43.76%	43.87%
	2	about once a week	4528	21.83%	21.88%
	3	almost every day	1699	8.19%	8.21%
	4	every day	886	4.27%	4.28%
		Total	20,691	99.74%	100%
Missing	6	refused	17	0.08%	
	8	don't know	37	0.18%	
		Total	54	0.26%	

Valid	Invalid	Minimum	Maximum
20691	54	0	4

### H1GH21 - S3Q21 FREQ-FREQUENT CRYING-W1

Type	Code
Measurement Unit	numeric
H1GH21	21. In the past 12 months, how often have you cried frequently?

			Frequency	% of total	% of valid
Valid	0	never	14282	68.85%	68.95%
	1	just a few times	5054	24.36%	24.4%
	2	about once a week	994	4.79%	4.8%
	3	almost every day	280	1.35%	1.35%
	4	every day	104	0.5%	0.5%
		Total	20,714	99.85%	100%
Missing	6	refused	18	0.09%	
	8	don't know	13	0.06%	
		Total	31	0.15%	

Valid	Invalid	Minimum	Maximum
20714	31	0	4

### H1GH22 - S3Q22 FREQ-FEARFULNESS-W1

Type	Code
Measurement Unit	numeric
H1GH22	22. In the past 12 months, how often have you felt fearful?

			Frequency	% of total	% of valid
--	--	--	-----------	------------	------------

Valid	0	never	11570	55.77%	55.86%
	1	just a few times	7779	37.5%	37.56%
	2	about once a week	902	4.35%	4.35%
	3	almost every day	321	1.55%	1.55%
	4	every day	140	0.67%	0.68%
		Total	20,712	99.84%	100%
Missing	6	refused	17	0.08%	
	8	don't know	16	0.08%	
		Total	33	0.16%	

Valid	Invalid	Minimum	Maximum
20712	33	0	4

### H1GH23A - S3Q23A HAVE FOR BREAKFAST-MILK-W1

Type	Code
Measurement Unit	numeric
H1GH23A	23A. What do you usually have for breakfast on a weekday morning (milk)?

			Frequency	% of total	% of valid
Valid	0	not marked	9023	43.49%	43.55%
	1	marked	11697	56.38%	56.45%
		Total	20,720	99.88%	100%
Missing	6	refused	14	0.07%	
	8	don't know	11	0.05%	
		Total	25	0.12%	

Valid	Invalid	Minimum	Maximum
20720	25	0	1

### H1GH23B - S3Q23B HAVE FOR BREAKFAST-COFFEE/TEA-W1

Type	Code
Measurement Unit	numeric
H1GH23B	23B. What do you usually have for breakfast on a weekday morning (coffee or tea)?

			Frequency	% of total	% of valid
Valid	0	not marked	19414	93.58%	93.7%
	1	marked	1306	6.3%	6.3%
		Total	20,720	99.88%	100%

Missing	6	refused	14	0.07%	
	8	don't know	11	0.05%	
		Total	25	0.12%	

Valid	Invalid	Minimum	Maximum
20720	25	0	1

### H1GH23C - S3Q23C HAVE FOR BREAKFAST-CEREAL-W1

Type	Code
Measurement Unit	numeric
H1GH23C	23C. What do you usually have for breakfast on a weekday morning (cereal)?

			Frequency	% of total	% of valid
Valid	0	not marked	10337	49.83%	49.89%
	1	marked	10383	50.05%	50.11%
		Total	20,720	99.88%	100%
Missing	6	refused	14	0.07%	
	8	don't know	11	0.05%	
		Total	25	0.12%	

Valid	Invalid	Minimum	Maximum
20720	25	0	1

### H1GH23D - S3Q23D HAVE FOR BREAKFAST-FRUIT/JUICE-W1

Type	Code
Measurement Unit	numeric
H1GH23D	23D. What do you usually have for breakfast on a weekday morning (fruit, juice)?

			Frequency	% of total	% of valid
Valid	0	not marked	13696	66.02%	66.1%
	1	marked	7024	33.86%	33.9%
		Total	20,720	99.88%	100%
Missing	6	refused	14	0.07%	
	8	don't know	11	0.05%	
		Total	25	0.12%	

Valid	Invalid	Minimum	Maximum
20720	25	0	1

 H1GH23E - S3Q23E HAVE FOR BREAKFAST-EGGS-W1

Type	Code
Measurement Unit	numeric
H1GH23E	23E. What do you usually have for breakfast on a weekday morning (eggs)?

			Frequency	% of total	% of valid
Valid	0	not marked	17091	82.39%	82.49%
	1	marked	3629	17.49%	17.51%
Total			20,720	99.88%	100%
Missing	6	refused	14	0.07%	
	8	don't know	11	0.05%	
Total			25	0.12%	

Valid	Invalid	Minimum	Maximum
20720	25	0	1

 H1GH23F - S3Q23F HAVE FOR BREAKFAST-MEAT-W1

Type	Code
Measurement Unit	numeric
H1GH23F	23F. What do you usually have for breakfast on a weekday morning (meat)?

			Frequency	% of total	% of valid
Valid	0	not marked	18339	88.4%	88.51%
	1	marked	2381	11.48%	11.49%
Total			20,720	99.88%	100%
Missing	6	refused	14	0.07%	
	8	don't know	11	0.05%	
Total			25	0.12%	

Valid	Invalid	Minimum	Maximum
20720	25	0	1

 H1GH23G - S3Q23G HAVE FOR BREAKFAST-SNACK FOODS-W1

Type	Code
Measurement Unit	numeric
H1GH23G	23G. What do you usually have for breakfast on a weekday morning (snack foods)?

			Frequency	% of total	% of valid
--	--	--	-----------	------------	------------

Valid	0	not marked	19256	92.82%	92.93%
	1	marked	1464	7.06%	7.07%
		Total	20,720	99.88%	100%
Missing	6	refused	14	0.07%	
	8	don't know	11	0.05%	
		Total	25	0.12%	

Valid	Invalid	Minimum	Maximum
20720	25	0	1

### H1GH23H - S3Q23H HAVE FOR BREAKFAST-BREAD/TOAST-W1

Type	Code
Measurement Unit	numeric
H1GH23H	23H. What do you usually have for breakfast on a weekday morning (bread, toast, or rolls)?

			Frequency	% of total	% of valid
Valid	0	not marked	13231	63.78%	63.86%
	1	marked	7489	36.1%	36.14%
		Total	20,720	99.88%	100%
Missing	6	refused	14	0.07%	
	8	don't know	11	0.05%	
		Total	25	0.12%	

Valid	Invalid	Minimum	Maximum
20720	25	0	1

### H1GH23I - S3Q23I HAVE FOR BREAKFAST-OTHER-W1

Type	Code
Measurement Unit	numeric
H1GH23I	23I. What do you usually have for breakfast on a weekday morning (other items)?

			Frequency	% of total	% of valid
Valid	0	not marked	18145	87.47%	87.57%
	1	marked	2575	12.41%	12.43%
		Total	20,720	99.88%	100%
Missing	6	refused	14	0.07%	
	8	don't know	11	0.05%	
		Total	25	0.12%	

Valid	Invalid	Minimum	Maximum
20720	25	0	1

### H1GH23J - S3Q23J HAVE FOR BREAKFAST-NOTHING-W1

Type	Code
Measurement Unit	numeric
H1GH23J	23J. What do you usually have for breakfast on a weekday morning (nothing)?

			Frequency	% of total	% of valid
Valid	0	not marked	16502	79.55%	79.64%
	1	marked	4218	20.33%	20.36%
	Total		20,720	99.88%	100%
Missing	6	refused	14	0.07%	
	8	don't know	11	0.05%	
	Total		25	0.12%	

Valid	Invalid	Minimum	Maximum
20720	25	0	1

### H1GH24 - S3Q24 LAST PHYSICAL EXAM-W1

Type	Code
Measurement Unit	numeric
H1GH24	24. When did you last have a physical examination by a doctor or nurse?

			Frequency	% of total	% of valid
Valid	1	less than a year ago	13836	66.7%	67.15%
	2	1 to 2 years ago	4476	21.58%	21.72%
	3	more than 2 years ago	1839	8.86%	8.93%
	4	never	453	2.18%	2.2%
		Total	20,604	99.32%	100%
Missing	6	refused	19	0.09%	
	8	don't know	121	0.58%	
	9	not applicable	1	0%	
		Total	141	0.68%	

Valid	Invalid	Minimum	Maximum
20604	141	1	4

### H1GH25 - S3Q25 LAST DENTAL EXAM-W1

Type	Code
------	------

Measurement Unit	numeric
H1GH25	25. When did you last have a dental examination by a dentist or hygienist?

			Frequency	% of total	% of valid
Valid	1	less than a year ago	13562	65.37%	65.64%
	2	1 to 2 years ago	4140	19.96%	20.04%
	3	more than 2 years ago	2418	11.66%	11.7%
	4	never	542	2.61%	2.62%
Total			20,662	99.6%	100%
Missing	6	refused	15	0.07%	
	8	don't know	67	0.32%	
	9	not applicable	1	0%	
Total			83	0.4%	

Valid	Invalid	Minimum	Maximum
20662	83	1	4

### H1GH26 - S3Q26 NEEDED BUT NOT GET MEDICAL CARE-W1

Type	Code
Measurement Unit	numeric
H1GH26	26. Has there been any time over the past year when you thought you should get medical care, but you did not?

			Frequency	% of total	% of valid
Valid	0	no	16514	79.6%	79.76%
	1	yes	4191	20.2%	20.24%
Total			20,705	99.81%	100%
Missing	6	refused	15	0.07%	
	8	don't know	25	0.12%	
Total			40	0.19%	

Valid	Invalid	Minimum	Maximum
20705	40	0	1

### H1GH27A - S3Q27A WHY-DIDNOT KNOW WHO TO SEE-W1

Type	Code
Measurement Unit	numeric
H1GH27A	27A. What kept you from seeing a health professional when you really needed to (didn't know whom to go see)? If there was more than one reason, choose more than one answer.



			Frequency	% of total	% of valid
Valid	0	not marked	3830	18.46%	91.54%
	1	marked	354	1.71%	8.46%
Total			4,184	20.17%	100%
Missing	6	refused	2	0.01%	
	7	legitimate skip	16554	79.8%	
	8	don't know	5	0.02%	
Total			16,561	79.83%	

Valid	Invalid	Minimum	Maximum
4184	16561	0	1

### 

Type	Code
Measurement Unit	numeric
H1GH27B	27B. What kept you from seeing a health professional when you really needed to (had no transportation)? If there was more than one reason, choose more than one answer.

			Frequency	% of total	% of valid
Valid	0	not marked	3813	18.38%	91.13%
	1	marked	371	1.79%	8.87%
Total			4,184	20.17%	100%
Missing	6	refused	2	0.01%	
	7	legitimate skip	16554	79.8%	
	8	don't know	5	0.02%	
Total			16,561	79.83%	

Valid	Invalid	Minimum	Maximum
4184	16561	0	1

### 

Type	Code
Measurement Unit	numeric
H1GH27C	27C. What kept you from seeing a health professional when you really needed to (no one available to go along)? If there was more than one reason, choose more than one answer.

			Frequency	% of total	% of valid
Valid	0	not marked	4002	19.29%	95.65%
	1	marked	182	0.88%	4.35%

		Total	4,184	20.17%	100%
Missing	6	refused	2	0.01%	
	7	legitimate skip	16554	79.8%	
	8	don't know	5	0.02%	
		Total	16,561	79.83%	

Valid	Invalid	Minimum	Maximum
4184	16561	0	1

### H1GH27D - S3Q27D WHY-PARENT WOULD NOT GO-W1

Type	Code
Measurement Unit	numeric
H1GH27D	27D. What kept you from seeing a health professional when you really needed to (parent or guardian would not go)? If there was more than one reason, choose more than one answer.

			Frequency	% of total	% of valid
Valid	0	not marked	3711	17.89%	88.7%
	1	marked	473	2.28%	11.3%
		Total	4,184	20.17%	100%
Missing	6	refused	2	0.01%	
	7	legitimate skip	16554	79.8%	
	8	don't know	5	0.02%	
		Total	16,561	79.83%	

Valid	Invalid	Minimum	Maximum
4184	16561	0	1

### H1GH27E - S3Q27E WHY-PARENTS NOT TO KNOW-W1

Type	Code
Measurement Unit	numeric
H1GH27E	27E. What kept you from seeing a health professional when you really needed to (didn't want parents to know)? If there was more than one reason, choose more than one answer.

			Frequency	% of total	% of valid
Valid	0	not marked	3672	17.7%	87.76%
	1	marked	512	2.47%	12.24%
		Total	4,184	20.17%	100%

Missing	6	refused	2	0.01%	
	7	legitimate skip	16554	79.8%	
	8	don't know	5	0.02%	
		Total	16,561	79.83%	

Valid	Invalid	Minimum	Maximum
4184	16561	0	1

### 

Type	Code
Measurement Unit	numeric
H1GH27F	27F. What kept you from seeing a health professional when you really needed to (difficult to make appointment)? If there was more than one reason, choose more than one answer.

			Frequency	% of total	% of valid
Valid	0	not marked	3822	18.42%	91.35%
	1	marked	362	1.74%	8.65%
		Total	4,184	20.17%	100%
Missing	6	refused	2	0.01%	
	7	legitimate skip	16554	79.8%	
	8	don't know	5	0.02%	
		Total	16,561	79.83%	

Valid	Invalid	Minimum	Maximum
4184	16561	0	1

### 

Type	Code
Measurement Unit	numeric
H1GH27G	27G. What kept you from seeing a health professional when you really needed to (afraid of what the doctor would say or do)? If there was more than one reason, choose more than one answer.

			Frequency	% of total	% of valid
Valid	0	not marked	3504	16.89%	83.75%
	1	marked	680	3.28%	16.25%
		Total	4,184	20.17%	100%
Missing	6	refused	2	0.01%	
	7	legitimate skip	16554	79.8%	
	8	don't know	5	0.02%	

		Total	16,561	79.83%	
--	--	-------	--------	--------	--

Valid	Invalid	Minimum	Maximum
4184	16561	0	1

### H1GH27H - S3Q27H WHY- PROB WILL GO AWAY-W1

Type	Code
Measurement Unit	numeric
H1GH27H	27H. What kept you from seeing a health professional when you really needed to (thought the problem would go away)? If there was more than one reason, choose more than one answer.

			Frequency	% of total	% of valid
Valid	0	not marked	1578	7.61%	37.72%
	1	marked	2606	12.56%	62.28%
		Total	4,184	20.17%	100%
Missing	6	refused	2	0.01%	
	7	legitimate skip	16554	79.8%	
	8	don't know	5	0.02%	
		Total	16,561	79.83%	

Valid	Invalid	Minimum	Maximum
4184	16561	0	1

### H1GH27I - S3Q27I WHY-COULD NOT PAY-W1

Type	Code
Measurement Unit	numeric
H1GH27I	27I. What kept you from seeing a health professional when you really needed to (couldn't pay)? If there was more than one reason, choose more than one answer.

			Frequency	% of total	% of valid
Valid	0	not marked	3609	17.4%	86.26%
	1	marked	575	2.77%	13.74%
		Total	4,184	20.17%	100%
Missing	6	refused	2	0.01%	
	7	legitimate skip	16554	79.8%	
	8	don't know	5	0.02%	
		Total	16,561	79.83%	

Valid	Invalid	Minimum	Maximum
-------	---------	---------	---------

4184	16561	0	1
------	-------	---	---

### H1GH27J - S3Q27J WHY-OTHER-W1

Type	Code
Measurement Unit	numeric
H1GH27J	27J. What kept you from seeing a health professional when you really needed to (other)? If there was more than one reason, choose more than one answer.

			Frequency	% of total	% of valid
Valid	0	not marked	3822	18.42%	91.35%
	1	marked	362	1.74%	8.65%
	Total		4,184	20.17%	100%
Missing	6	refused	2	0.01%	
	7	legitimate skip	16554	79.8%	
	8	don't know	5	0.02%	
	Total		16,561	79.83%	

Valid	Invalid	Minimum	Maximum
4184	16561	0	1

### H1GH28 - S3Q28 WEIGHT IMAGE-W1

Type	Code
Measurement Unit	numeric
H1GH28	28. How do you think of yourself in terms of weight?

			Frequency	% of total	% of valid
Valid	1	very underweight	439	2.12%	2.12%
	2	slightly underweight	3110	14.99%	15.02%
	3	about the right weight	10663	51.4%	51.5%
	4	slightly overweight	5706	27.51%	27.56%
	5	very overweight	786	3.79%	3.8%
		Total	20,704	99.8%	100%
Missing	6	refused	16	0.08%	
	8	don't know	25	0.12%	
	Total		41	0.2%	

Valid	Invalid	Minimum	Maximum
20704	41	1	5

### H1GH29 - S3Q29 TO GAIN/LOSE/MAINTAIN WEIGHT-W1

Type	Code
Measurement Unit	numeric
H1GH29	29. Are you trying to lose weight, gain weight, or stay the same weight?

			Frequency	% of total	% of valid
Valid	1	lose weight	7101	34.23%	34.28%
	2	gain weight	4070	19.62%	19.65%
	3	stay the same weight	7106	34.25%	34.31%
	4	not trying to do anything about weight	2437	11.75%	11.76%
		Total	20,714	99.85%	100%
Missing	6	refused	15	0.07%	
	8	don't know	16	0.08%	
		Total	31	0.15%	

Valid	Invalid	Minimum	Maximum
20714	31	1	4

### H1GH30A - S3Q30A WEIGHT LOSS METHOD-DIET-W1

Type	Code
Measurement Unit	numeric
H1GH30A	30A. During the past seven days, which of the following things did you do in order to lose weight or to keep from gaining weight (dieted)? [Read list and code all that apply.]

			Frequency	% of total	% of valid
Valid	0	not marked	11438	55.14%	80.5%
	1	marked	2771	13.36%	19.5%
		Total	14,209	68.49%	100%
Missing	6	refused	16	0.08%	
	7	legitimate skip	6507	31.37%	
	8	don't know	13	0.06%	
		Total	6,536	31.51%	

Valid	Invalid	Minimum	Maximum
14209	6536	0	1

### H1GH30B - S3Q30B WEIGHT LOSS METHOD-EXERCISE-W1

Type	Code
Measurement Unit	numeric

H1GH30B	30B. During the past seven days, which of the following things did you do in order to lose weight or to keep from gaining weight (exercised)? [Read list and code all that apply.]
---------	--

			Frequency	% of total	% of valid
Valid	0	not marked	5151	24.83%	36.25%
	1	marked	9058	43.66%	63.75%
		Total	14,209	68.49%	100%
Missing	6	refused	16	0.08%	
	7	legitimate skip	6507	31.37%	
	8	don't know	13	0.06%	
		Total	6,536	31.51%	

Valid	Invalid	Minimum	Maximum
14209	6536	0	1

### H1GH30C - S3Q30C WEIGHT LOSS METHOD-VOMIT-W1

Type	Code
Measurement Unit	numeric
H1GH30C	30C. During the past seven days, which of the following things did you do in order to lose weight or to keep from gaining weight (made yourself vomit)? [Read list and code all that apply.]

			Frequency	% of total	% of valid
Valid	0	not marked	14161	68.26%	99.66%
	1	marked	48	0.23%	0.34%
		Total	14,209	68.49%	100%
Missing	6	refused	16	0.08%	
	7	legitimate skip	6507	31.37%	
	8	don't know	13	0.06%	
		Total	6,536	31.51%	

Valid	Invalid	Minimum	Maximum
14209	6536	0	1

### H1GH30D - S3Q30D WEIGHT LOSS METHOD-DIET PILLS-W1

Type	Code
Measurement Unit	numeric
H1GH30D	30D. During the past seven days, which of the following things did you do in order to lose weight or to keep from gaining weight (took diet pills)? [Read list and code all that apply.]

			Frequency	% of total	% of valid
Valid	0	not marked	14071	67.83%	99.03%
	1	marked	138	0.67%	0.97%
Total			14,209	68.49%	100%
Missing	6	refused	16	0.08%	
	7	legitimate skip	6507	31.37%	
	8	don't know	13	0.06%	
Total			6,536	31.51%	

Valid	Invalid	Minimum	Maximum
14209	6536	0	1

### H1GH30E - S3Q30E WEIGHT LOSS METHOD-LAXATIVE-W1

Type	Code
Measurement Unit	numeric
H1GH30E	30E. During the past seven days, which of the following things did you do in order to lose weight or to keep from gaining weight (took laxatives)? [Read list and code all that apply.]

			Frequency	% of total	% of valid
Valid	0	not marked	14169	68.3%	99.72%
	1	marked	40	0.19%	0.28%
Total			14,209	68.49%	100%
Missing	6	refused	16	0.08%	
	7	legitimate skip	6507	31.37%	
	8	don't know	13	0.06%	
Total			6,536	31.51%	

Valid	Invalid	Minimum	Maximum
14209	6536	0	1

### H1GH30F - S3Q30F WEIGHT LOSS METHOD-OTHER-W1

Type	Code
Measurement Unit	numeric
H1GH30F	30F. During the past seven days, which of the following things did you do in order to lose weight or to keep from gaining weight (other)? [Read list and code all that apply.]

			Frequency	% of total	% of valid
Valid	0	not marked	13686	65.97%	96.32%
	1	marked	523	2.52%	3.68%



		Total	14,209	68.49%	100%
Missing	6	refused	16	0.08%	
	7	legitimate skip	6507	31.37%	
	8	don't know	13	0.06%	
		Total	6,536	31.51%	

Valid	Invalid	Minimum	Maximum
14209	6536	0	1

### H1GH30G - S3Q30G WEIGHT LOSS METHOD-NONE-W1

Type	Code
Measurement Unit	numeric
H1GH30G	30G. During the past seven days, which of the following things did you do in order to lose weight or to keep from gaining weight (none)? [Read list and code all that apply.]

			Frequency	% of total	% of valid
Valid	0	not marked	10273	49.52%	72.3%
	1	marked	3936	18.97%	27.7%
		Total	14,209	68.49%	100%
Missing	6	refused	16	0.08%	
	7	legitimate skip	6507	31.37%	
	8	don't know	13	0.06%	
		Total	6,536	31.51%	

Valid	Invalid	Minimum	Maximum
14209	6536	0	1

### H1GH31A - S3Q31A WEIGHT GAIN METHOD-DIET-W1

Type	Code
Measurement Unit	numeric
H1GH31A	31A. During the past seven days, which of the following things did you do in order to gain weight or to build muscle (dieted)? [Read list and code all that apply.]

			Frequency	% of total	% of valid
Valid	0	not marked	3560	17.16%	87.49%
	1	marked	509	2.45%	12.51%
		Total	4,069	19.61%	100%

Missing	7	legitimate skip	16675	80.38%	
	8	don't know	1	0%	
		Total	16,676	80.39%	

Valid	Invalid	Minimum	Maximum
4069	16676	0	1

### H1GH31B - S3Q31B WEIGHT GAIN METHOD-EXERCISE-W1

Type	Code
Measurement Unit	numeric
H1GH31B	31B. During the past seven days, which of the following things did you do in order to gain weight or to build muscle (exercised)? [Read list and code all that apply.]

			Frequency	% of total	% of valid
Valid	0	not marked	2104	10.14%	51.71%
	1	marked	1965	9.47%	48.29%
		Total	4,069	19.61%	100%
Missing	7	legitimate skip	16675	80.38%	
	8	don't know	1	0%	
		Total	16,676	80.39%	

Valid	Invalid	Minimum	Maximum
4069	16676	0	1

### H1GH31C - S3Q31C WEIGHT GAIN METHOD-LIFT WEIGHT-W1

Type	Code
Measurement Unit	numeric
H1GH31C	31C. During the past seven days, which of the following things did you do in order to gain weight or to build muscle (lifting weights)? [Read list and code all that apply.]

			Frequency	% of total	% of valid
Valid	0	not marked	2032	9.8%	49.94%
	1	marked	2037	9.82%	50.06%
		Total	4,069	19.61%	100%
Missing	7	legitimate skip	16675	80.38%	
	8	don't know	1	0%	
		Total	16,676	80.39%	

Valid	Invalid	Minimum	Maximum
-------	---------	---------	---------

4069	16676	0	1
------	-------	---	---

### H1GH31D - S3Q31D WEIGHT GAIN METHOD-FOOD SUPPLT-W1

Type	Code
Measurement Unit	numeric
H1GH31D	31D. During the past seven days, which of the following things did you do in order to gain weight or to build muscle (took food supplements)? [Read list and code all that apply.]

			Frequency	% of total	% of valid
Valid	0	not marked	3541	17.07%	87.02%
	1	marked	528	2.55%	12.98%
	Total		4,069	19.61%	100%
Missing	7	legitimate skip	16675	80.38%	
	8	don't know	1	0%	
	Total		16,676	80.39%	

Valid	Invalid	Minimum	Maximum
4069	16676	0	1

### H1GH31F - S3Q31F WEIGHT GAIN METHOD-OTHER-W1

Type	Code
Measurement Unit	numeric
H1GH31F	31F. During the past seven days, which of the following things did you do in order to gain weight or to build muscle (other)? [Read list and code all that apply.]

			Frequency	% of total	% of valid
Valid	0	not marked	3716	17.91%	91.32%
	1	marked	353	1.7%	8.68%
	Total		4,069	19.61%	100%
Missing	7	legitimate skip	16675	80.38%	
	8	don't know	1	0%	
	Total		16,676	80.39%	

Valid	Invalid	Minimum	Maximum
4069	16676	0	1

### H1GH31G - S3Q31G WEIGHT GAIN METHOD-NONE-W1

Type	Code
------	------

Measurement Unit	numeric
H1GH31G	31G. During the past seven days, which of the following things did you do in order to gain weight or to build muscle (none)? [Read list and code all that apply.]

			Frequency	% of total	% of valid
Valid	0	not marked	3503	16.89%	86.09%
	1	marked	566	2.73%	13.91%
	Total		4,069	19.61%	100%
Missing	7	legitimate skip	16675	80.38%	
	8	don't know	1	0%	
	Total		16,676	80.39%	

Valid	Invalid	Minimum	Maximum
4069	16676	0	1

### H1GH32 - S3Q32 ATE YESTERDAY-DAIRY PRODUCTS-W1

Type	Code
Measurement Unit	numeric
H1GH32	32. How often did you drink milk, or eat yogurt, or cheese yesterday?

			Frequency	% of total	% of valid
Valid	0	didn't eat	3625	17.47%	17.5%
	1	ate once	6635	31.98%	32.03%
	2	ate twice or more	10458	50.41%	50.48%
		Total	20,718	99.87%	100%
Missing	6	refused	15	0.07%	
	8	don't know	12	0.06%	
	Total		27	0.13%	

Valid	Invalid	Minimum	Maximum
20718	27	0	2

### H1GH33 - S3Q33 ATE YESTERDAY-FRUIT/FRUIT JUICE-W1

Type	Code
Measurement Unit	numeric
H1GH33	33. How often did you eat fruit or drink fruit juice yesterday?

			Frequency	% of total	% of valid
--	--	--	-----------	------------	------------

Valid	0	didn't eat	4396	21.19%	21.22%
	1	ate once	6644	32.03%	32.07%
	2	ate twice or more	9679	46.66%	46.72%
		Total	20,719	99.87%	100%
Missing	6	refused	15	0.07%	
	8	don't know	11	0.05%	
		Total	26	0.13%	

Valid	Invalid	Minimum	Maximum
20719	26	0	2

### H1GH34 - S3Q34 ATE YESTERDAY-VEGETABLES-W1

Type	Code
Measurement Unit	numeric
H1GH34	34. How often did you eat vegetables yesterday?

			Frequency	% of total	% of valid
Valid	0	didn't eat	6974	33.62%	33.67%
	1	ate once	7972	38.43%	38.49%
	2	ate twice or more	5768	27.8%	27.85%
		Total	20,714	99.85%	100%
Missing	6	refused	16	0.08%	
	8	don't know	15	0.07%	
		Total	31	0.15%	

Valid	Invalid	Minimum	Maximum
20714	31	0	2

### H1GH35 - S3Q35 ATE YESTERDAY-BREAD/PASTA/RICE-W1

Type	Code
Measurement Unit	numeric
H1GH35	35. How often did you eat bread, cereal, pretzels, rice, or pasta yesterday?

			Frequency	% of total	% of valid
Valid	0	didn't eat	1748	8.43%	8.44%
	1	ate once	6647	32.04%	32.08%
	2	ate twice or more	12323	59.4%	59.48%
		Total	20,718	99.87%	100%
Missing	6	refused	15	0.07%	
	8	don't know	12	0.06%	

		Total	27	0.13%	
--	--	-------	----	-------	--

Valid	Invalid	Minimum	Maximum
20718	27	0	2

### 

Type	Code
Measurement Unit	numeric
H1GH36	36. How often did you eat cookies, doughnuts, pie, or cake yesterday?

			Frequency	% of total	% of valid
Valid	0	didn't eat	9483	45.71%	45.77%
	1	ate once	6839	32.97%	33.01%
	2	ate twice or more	4398	21.2%	21.23%
		Total	20,720	99.88%	100%
Missing	6	refused	15	0.07%	
	8	don't know	10	0.05%	
		Total	25	0.12%	

Valid	Invalid	Minimum	Maximum
20720	25	0	2

### 

Type	Code
Measurement Unit	numeric
H1GH37	37. In an average week, on how many days do you go to physical education classes at school?

			Frequency	% of total	% of valid
Valid	0	0 days	2929	14.12%	40.45%
	1	1 day	196	0.94%	2.71%
	2	2 days	305	1.47%	4.21%
	3	3 days	836	4.03%	11.55%
	4	4 days	103	0.5%	1.42%
	5	5 days	2872	13.84%	39.66%
		Total	7,241	34.9%	100%
Missing	.	missing	1	0%	
	6	refused	4	0.02%	
	7	legitimate skip	13496	65.06%	
	8	don't know	3	0.01%	

		Total	13,504	65.1%	
--	--	-------	--------	-------	--

Valid	Invalid	Minimum	Maximum
7241	13504	0	5

### H1GH38 - S3Q38 MINUTES OF ACTIVITY IN PHYS ED-W1

Type	Code
Measurement Unit	numeric
H1GH38	38. During an average physical education class at school, how minutes do you spend actually exercising or playing sports?

			Frequency	% of total	% of valid
Valid	1	less than 10 minutes	173	0.83%	4.02%
	2	10 to 20 minutes	460	2.22%	10.68%
	3	21 to 30 minutes	981	4.73%	22.78%
	4	more than 30 minutes	2692	12.98%	62.52%
		Total	4,306	20.76%	100%
Missing	.	missing	1	0%	
	7	legitimate skip	16432	79.21%	
	8	don't know	6	0.03%	
		Total	16,439	79.24%	

Valid	Invalid	Minimum	Maximum
4306	16439	1	4

### H1GH39 - S3Q39 WEAR HELMET WHILE CYCLING-W1

Type	Code
Measurement Unit	numeric
H1GH39	39. How often do you wear a helmet when you ride a bicycle?

			Frequency	% of total	% of valid
Valid	0	never	12273	59.16%	59.24%
	1	rarely	754	3.63%	3.64%
	2	sometimes	580	2.8%	2.8%
	3	most of the time	413	1.99%	1.99%
	4	always	641	3.09%	3.09%
	5	never rides a bicycle	6058	29.2%	29.24%
		Total	20,719	99.87%	100%
Missing	6	refused	15	0.07%	
	8	don't know	10	0.05%	
	9	not applicable	1	0%	

		Total	26	0.13%	
--	--	-------	----	-------	--

Valid	Invalid	Minimum	Maximum
20719	26	0	5

### H1GH40 - S3Q40 FREQ-RIDE A MOTORCYCLE-W1

Type	Code
Measurement Unit	numeric
H1GH40	40. During the past 12 months, how often did you ride a motorcycle?

			Frequency	% of total	% of valid
Valid	0	never	16681	80.41%	80.51%
	1	once or twice	2442	11.77%	11.79%
	2	about once a month	656	3.16%	3.17%
	3	about once a week	509	2.45%	2.46%
	4	almost every day	431	2.08%	2.08%
		Total	20,719	99.87%	100%
Missing	6	refused	15	0.07%	
	8	don't know	10	0.05%	
	9	not applicable	1	0%	
		Total	26	0.13%	

Valid	Invalid	Minimum	Maximum
20719	26	0	4

### H1GH41 - S3Q41 FREQ-WEAR MOTORCYCLE HELMET-W1

Type	Code
Measurement Unit	numeric
H1GH41	41. When you rode a motorcycle during the past twelve months, how often did you wear a helmet?

			Frequency	% of total	% of valid
Valid	0	never	1294	6.24%	32.04%
	1	rarely	209	1.01%	5.17%
	2	sometimes	216	1.04%	5.35%
	3	most of the time	248	1.2%	6.14%
	4	always	2072	9.99%	51.3%
		Total	4,039	19.47%	100%



Missing	6	refused	15	0.07%	
	7	legitimate skip	16681	80.41%	
	8	don't know	9	0.04%	
	9	not applicable	1	0%	
		Total	16,706	80.53%	

Valid	Invalid	Minimum	Maximum
4039	16706	0	4

### H1GH42 - S3Q42 FREQ-WEAR SEAT BELT IN CAR-W1

Type	Code
Measurement Unit	numeric
H1GH42	42. How often do you wear a seatbelt when you are riding in or driving a car?

			Frequency	% of total	% of valid
Valid	0	never	982	4.73%	4.74%
	1	rarely	1582	7.63%	7.63%
	2	sometimes	2987	14.4%	14.41%
	3	most of the time	4300	20.73%	20.75%
	4	always	10871	52.4%	52.46%
		Total	20,722	99.89%	100%
Missing	6	refused	14	0.07%	
	8	don't know	9	0.04%	
		Total	23	0.11%	

Valid	Invalid	Minimum	Maximum
20722	23	0	4

### H1GH43 - S3Q43 FREQ-DRINK ALCOHOL AND DRIVE-W1

Type	Code
Measurement Unit	numeric
H1GH43	43. During the past 30 days, how often did you drive a car or other vehicle when you had been drinking alcohol?

			Frequency	% of total	% of valid
Valid	0	never	20009	96.45%	96.61%
	1	1 time	335	1.61%	1.62%
	2	2 or 3 times	249	1.2%	1.2%
	3	4 or 5 times	46	0.22%	0.22%
	4	6 or more times	72	0.35%	0.35%
		Total	20,711	99.84%	100%

Missing	6	refused	21	0.1%	
	8	don't know	9	0.04%	
	9	not applicable	4	0.02%	
		Total	34	0.16%	

Valid	Invalid	Minimum	Maximum
20711	34	0	4

### H1GH44 - S3Q44 CHANCES OF GETTING AIDS-W1

Type	Code
Measurement Unit	numeric
H1GH44	44. What do you think your chances are of getting AIDS?

			Frequency	% of total	% of valid
Valid	1	very high	403	1.94%	1.96%
	2	high	775	3.74%	3.76%
	3	low	3475	16.75%	16.88%
	4	very low	6426	30.98%	31.22%
	5	none	9507	45.83%	46.18%
		Total	20,586	99.23%	100%
Missing	6	refused	36	0.17%	
	8	don't know	123	0.59%	
		Total	159	0.77%	

Valid	Invalid	Minimum	Maximum
20586	159	1	5

### H1GH45 - S3Q45 NO OF ACQUAINTANCES WITH AIDS-W1

Type	Numeric (Double)
H1GH45	45. How many people do you know who have AIDS?

			Frequency	% of total	% of valid
Missing	.	missing	1	0%	
		Total	1	0%	

Valid	Invalid	Minimum	Maximum	Mean	StdDev
20744	1	0	99	0.8388449...	6.3332932...

### H1GH46 - S3Q46 CHANCES OF GETTING OTHER STDS-W1

Type	Code
------	------

Measurement Unit	numeric
H1GH46	46. What do you think your chances are of getting another sexually transmitted disease, such as gonorrhea or genital herpes? Would you say...

			Frequency	% of total	% of valid
Valid	1	very high	282	1.36%	1.37%
	2	high	681	3.28%	3.32%
	3	low	2857	13.77%	13.91%
	4	very low	5886	28.37%	28.66%
	5	no chance	10828	52.2%	52.73%
Total			20,534	98.98%	100%
Missing	6	refused	54	0.26%	
	8	don't know	156	0.75%	
	9	not applicable	1	0%	
Total			211	1.02%	

Valid	Invalid	Minimum	Maximum
20534	211	1	5

### H1GH47 - S3Q47 NO OF ACQUAINTANCES WITH STDS-W1

Type	Numeric (Double)
H1GH47	47. How many people do you know who have had another sexually transmitted disease, such as gonorrhea or genital herpes?

			Frequency	% of total	% of valid
Missing	.	missing	3	0.01%	
Total			3	0.01%	

Valid	Invalid	Minimum	Maximum	Mean	StdDev
20742	3	0	99	1.4672644...	8.3242798...

### H1GH48 - S3Q48 HEALTH CAUSE SCHOOL ABSENCE-W1

Type	Code
Measurement Unit	numeric
H1GH48	48. In the last month, how often did a health or emotional problem cause you to miss a day of school?

			Frequency	% of total	% of valid
--	--	--	-----------	------------	------------

Valid	0	never	13339	64.3%	64.66%
	1	just a few times	6291	30.33%	30.49%
	2	about once a week	764	3.68%	3.7%
	3	almost every day	156	0.75%	0.76%
	4	every day	81	0.39%	0.39%
		Total	20,631	99.45%	100%
Missing	6	refused	32	0.15%	
	8	don't know	41	0.2%	
	9	not applicable	41	0.2%	
		Total	114	0.55%	

Valid	Invalid	Minimum	Maximum
20631	114	0	4

### H1GH49 - S3Q49 HEALTH CAUSE SOCIAL ABSENCE-W1

Type	Code
Measurement Unit	numeric
H1GH49	49. In the last month, how often did a health or emotional problem cause you to miss a social or recreational activity?

			Frequency	% of total	% of valid
Valid	0	never	15271	73.61%	73.78%
	1	just a few times	4910	23.67%	23.72%
	2	about once a week	365	1.76%	1.76%
	3	almost every day	100	0.48%	0.48%
	4	every day	51	0.25%	0.25%
		Total	20,697	99.77%	100%
Missing	6	refused	20	0.1%	
	8	don't know	27	0.13%	
	9	not applicable	1	0%	
		Total	48	0.23%	

Valid	Invalid	Minimum	Maximum
20697	48	0	4

### H1GH50 - S3Q50 USUAL BEDTIME ON WEEKNIGHTS-W1

Type	Numeric (Integer)
H1GH50	50. What time do you usually go to bed on week nights? Type in time in this format HH:MM A for AM or HH:MM P for PM. Please remember that midnight is 12:00A and noon is 12:00P!

			Frequency	% of total	% of valid
Missing	999996	refused	36	0.17%	
	999998	don't know	62	0.3%	
	999999	not applicable	4	0.02%	
		Total	102	0.49%	

Valid	Invalid
20643	102

### H1GH51 - S3Q51 TYPICAL HOURS OF SLEEP-W1

Type	Numeric (Double)
H1GH51	51. How many hours of sleep do you usually get?

			Frequency	% of total	% of valid
Missing	96	refused	19	0.09%	
	98	don't know	49	0.24%	
	99	not applicable	1	0%	
		Total	69	0.33%	

Valid	Invalid	Minimum	Maximum	Mean	StdDev
20676	69	0	20	7.7235925...	1.4350481...

### H1GH52 - S3Q52 DO YOU GET ENOUGH SLEEP-W1

Type	Code
Measurement Unit	numeric
H1GH52	52. Do you usually get enough sleep?

			Frequency	% of total	% of valid
Valid	0	no	5857	28.23%	28.29%
	1	yes	14850	71.58%	71.71%
			Total	20,707	99.82%
Missing	6	refused	18	0.09%	
	8	don't know	20	0.1%	
			Total	38	0.18%

Valid	Invalid	Minimum	Maximum
20707	38	0	1

### H1GH53 - S3Q53 NIGHT FROM HOME W/O PERMISS-W1

Type	Code
------	------

Measurement Unit	numeric
H1GH53	53. During the past 12 months, have you ever spent the night away from home without permission?

			Frequency	% of total	% of valid
Valid	0	no	17757	85.6%	85.81%
	1	yes	2937	14.16%	14.19%
	Total		20,694	99.75%	100%
Missing	6	refused	22	0.11%	
	8	don't know	16	0.08%	
	9	not applicable	13	0.06%	
	Total		51	0.25%	

Valid	Invalid	Minimum	Maximum
20694	51	0	1

### H1GH54 - S3Q54 EXTENT OF WORST INJURY-W1

Type	Code
Measurement Unit	numeric
H1GH54	54. Which of these best describes your worst injury during the past year?

			Frequency	% of total	% of valid
Valid	1	very minor	9316	44.91%	45.08%
	2	minor	8194	39.5%	39.65%
	3	serious	2153	10.38%	10.42%
	4	very serious	563	2.71%	2.72%
	5	extremely serious	440	2.12%	2.13%
	Total		20,666	99.62%	100%
Missing	6	refused	38	0.18%	
	8	don't know	37	0.18%	
	9	not applicable	4	0.02%	
	Total		79	0.38%	

Valid	Invalid	Minimum	Maximum
20666	79	1	5

### H1GH55 - S3Q55 DO YOU HAVE A PERMANENT TATOO-W1

Type	Code
Measurement Unit	numeric
H1GH55	55. Do you have a permanent tattoo?

			Frequency	% of total	% of valid
Valid	0	no	19591	94.44%	94.57%
	1	yes	1124	5.42%	5.43%
		Total	20,715	99.86%	100%
Missing	6	refused	17	0.08%	
	8	don't know	13	0.06%	
		Total	30	0.14%	

Valid	Invalid	Minimum	Maximum
20715	30	0	1

### H1GH56 - S3Q56 DO YOU HAVE PIERCED EAR(S)-W1

Type	Code
Measurement Unit	numeric
H1GH56	56. Do you have one or both ears pierced?

			Frequency	% of total	% of valid
Valid	0	no	8947	43.13%	43.19%
	1	yes	11769	56.73%	56.81%
		Total	20,716	99.86%	100%
Missing	6	refused	18	0.09%	
	8	don't know	11	0.05%	
		Total	29	0.14%	

Valid	Invalid	Minimum	Maximum
20716	29	0	1

### H1GH57 - S3Q57 BRACES ON YOUR TEETH-W1

Type	Code
Measurement Unit	numeric
H1GH57	57. Do you wear braces on your teeth?

			Frequency	% of total	% of valid
Valid	0	no	19005	91.61%	91.75%
	1	yes	1710	8.24%	8.25%
		Total	20,715	99.86%	100%
Missing	6	refused	16	0.08%	
	8	don't know	14	0.07%	
		Total	30	0.14%	

Valid	Invalid	Minimum	Maximum
20715	30	0	1

### 

Type	Code
Measurement Unit	numeric
H1GH58	58. Have you ever worn braces?

			Frequency	% of total	% of valid
Valid	0	no	15741	75.88%	82.83%
	1	yes	3263	15.73%	17.17%
	Total		19,004	91.61%	100%
Missing	6	refused	16	0.08%	
	7	legitimate skip	1710	8.24%	
	8	don't know	15	0.07%	
	Total		1,741	8.39%	

Valid	Invalid	Minimum	Maximum
19004	1741	0	1

### 

Type	Code
Measurement Unit	numeric
H1GH59A	59A. What is your height in feet [and inches]?

			Frequency	% of total	% of valid
Valid	4	4 feet	697	3.36%	3.4%
	5	5 feet	17486	84.29%	85.25%
	6	6 feet	2329	11.23%	11.35%
	Total		20,512	98.88%	100%
Missing	.	missing	1	0%	
	96	refused	21	0.1%	
	98	don't know	209	1.01%	
	99	not applicable	2	0.01%	
	Total		233	1.12%	

Valid	Invalid	Minimum	Maximum
20512	233	4	6

###



Type	Code
Measurement Unit	numeric
H1GH59B	59B. What is your height in [feet and] inches?

			Frequency	% of total	% of valid
Valid	0	0 inches	1599	7.71%	7.81%
	1	1 inch	1464	7.06%	7.15%
	2	2 inches	1870	9.01%	9.13%
	3	3 inches	1986	9.57%	9.7%
	4	4 inches	2195	10.58%	10.72%
	5	5 inches	1794	8.65%	8.76%
	6	6 inches	2073	9.99%	10.12%
	7	7 inches	1812	8.73%	8.85%
	8	8 inches	1558	7.51%	7.61%
	9	9 inches	1392	6.71%	6.8%
	10	10 inches	1279	6.17%	6.24%
	11	11 inches	1459	7.03%	7.12%
		Total	20,481	98.73%	100%
Missing	.	missing	1	0%	
	96	refused	20	0.1%	
	98	don't know	240	1.16%	
	99	not applicable	3	0.01%	
		Total	264	1.27%	

Valid	Invalid	Minimum	Maximum
20481	264	0	11

### H1GH60 - S3Q60 WEIGHT-W1

Type	Numeric (Double)
H1GH60	60. What is your weight?

			Frequency	% of total	% of valid
Missing	996	refused	79	0.38%	
	998	don't know	323	1.56%	
	999	not applicable	4	0.02%	
		Total	406	1.96%	

Valid	Invalid	Minimum	Maximum	Mean	StdDev
20339	406	50	430	141.49884...	34.566862...

### H1TS1 - S4Q1 LEARNED-PROPER DIET-W1

Type	Code
Measurement Unit	numeric
H1TS1	1. Please tell me whether you have learned about each of the following things in a class at school: the foods you should and shouldn't eat

			Frequency	% of total	% of valid
Valid	0	no	2699	13.01%	13.04%
	1	yes	18003	86.78%	86.96%
	Total		20,702	99.79%	100%
Missing	6	refused	18	0.09%	
	8	don't know	25	0.12%	
	Total		43	0.21%	

Valid	Invalid	Minimum	Maximum
20702	43	0	1

### H1TS2 - S4Q2 LEARNED-IMPORTANCE OF EXERCISE-W1

Type	Code
Measurement Unit	numeric
H1TS2	2. Please tell me whether you have learned about each of the following things in a class at school: the importance of exercise

			Frequency	% of total	% of valid
Valid	0	no	1551	7.48%	7.49%
	1	yes	19158	92.35%	92.51%
	Total		20,709	99.83%	100%
Missing	6	refused	18	0.09%	
	8	don't know	18	0.09%	
	Total		36	0.17%	

Valid	Invalid	Minimum	Maximum
20709	36	0	1

### H1TS3 - S4Q3 LEARNED-SMOKING-W1

Type	Code
Measurement Unit	numeric
H1TS3	3. Please tell me whether you have learned about each of the following things in a class at school: smoking

			Frequency	% of total	% of valid
--	--	--	-----------	------------	------------

Valid	0	no	1627	7.84%	7.86%
	1	yes	19082	91.98%	92.14%
		Total	20,709	99.83%	100%
Missing	6	refused	20	0.1%	
	8	don't know	16	0.08%	
		Total	36	0.17%	

Valid	Invalid	Minimum	Maximum
20709	36	0	1

### H1TS4 - S4Q4 LEARNED-HEALTH PROBS OF OBESITY-W1

Type	Code
Measurement Unit	numeric
H1TS4	4. Please tell me whether you have learned about each of the following things in a class at school: the problems of being overweight

			Frequency	% of total	% of valid
Valid	0	no	8058	38.84%	38.92%
	1	yes	12646	60.96%	61.08%
		Total	20,704	99.8%	100%
Missing	6	refused	18	0.09%	
	8	don't know	23	0.11%	
		Total	41	0.2%	

Valid	Invalid	Minimum	Maximum
20704	41	0	1

### H1TS5 - S4Q5 LEARNED-DRINKING-W1

Type	Code
Measurement Unit	numeric
H1TS5	5. Please tell me whether you have learned about each of the following things in a class at school: drinking

			Frequency	% of total	% of valid
Valid	0	no	1245	6%	6.01%
	1	yes	19464	93.83%	93.99%
		Total	20,709	99.83%	100%
Missing	6	refused	19	0.09%	
	8	don't know	17	0.08%	
		Total	36	0.17%	

Valid	Invalid	Minimum	Maximum
20709	36	0	1

### H1TS6 - S4Q6 LEARNED-DRUG ABUSE-W1

Type	Code
Measurement Unit	numeric
H1TS6	6. Please tell me whether you have learned about each of the following things in a class at school: drug abuse

			Frequency	% of total	% of valid
Valid	0	no	855	4.12%	4.13%
	1	yes	19853	95.7%	95.87%
	Total		20,708	99.82%	100%
Missing	6	refused	19	0.09%	
	8	don't know	18	0.09%	
	Total		37	0.18%	

Valid	Invalid	Minimum	Maximum
20708	37	0	1

### H1TS7 - S4Q7 LEARNED-PREGNANCY-W1

Type	Code
Measurement Unit	numeric
H1TS7	7. Please tell me whether you have learned about each of the following things in a class at school: pregnancy

			Frequency	% of total	% of valid
Valid	0	no	2535	12.22%	12.25%
	1	yes	18160	87.54%	87.75%
	Total		20,695	99.76%	100%
Missing	6	refused	22	0.11%	
	8	don't know	28	0.13%	
	Total		50	0.24%	

Valid	Invalid	Minimum	Maximum
20695	50	0	1

### H1TS8 - S4Q8 LEARNED-AIDS-W1

Type	Code
Measurement Unit	numeric

H1TS8	8. Please tell me whether you have learned about each of the following things in a class at school: AIDS
-------	--

			Frequency	% of total	% of valid
Valid	0	no	1531	7.38%	7.4%
	1	yes	19169	92.4%	92.6%
Total			20,700	99.78%	100%
Missing	6	refused	21	0.1%	
	8	don't know	24	0.12%	
Total			45	0.22%	

Valid	Invalid	Minimum	Maximum
20700	45	0	1

### H1TS9 - S4Q9 LEARNED-STRANGER APPROACH-W1

Type	Code
Measurement Unit	numeric
H1TS9	9. Please tell me whether you have learned about each of the following things in a class at school: what to do if a stranger approaches you

			Frequency	% of total	% of valid
Valid	0	no	4805	23.16%	23.22%
	1	yes	15892	76.61%	76.78%
Total			20,697	99.77%	100%
Missing	6	refused	20	0.1%	
	8	don't know	28	0.13%	
Total			48	0.23%	

Valid	Invalid	Minimum	Maximum
20697	48	0	1

### H1TS10 - S4Q10 LEARNED-DENTAL CARE-W1

Type	Code
Measurement Unit	numeric
H1TS10	10. Please tell me whether you have learned about each of the following things in a class at school: taking care of your teeth

			Frequency	% of total	% of valid
Valid	0	no	4712	22.71%	22.76%
	1	yes	15989	77.07%	77.24%

		Total	20,701	99.79%	100%
Missing	6	refused	20	0.1%	
	8	don't know	24	0.12%	
		Total	44	0.21%	

Valid	Invalid	Minimum	Maximum
20701	44	0	1

### H1TS11 - S4Q11 LEARNED-HEIMLICH MANEUVER-W1

Type	Code
Measurement Unit	numeric
H1TS11	11. Please tell me whether you have learned about each of the following things in a class at school: what to do if someone chokes on food

			Frequency	% of total	% of valid
Valid	0	no	4945	23.84%	23.89%
	1	yes	15757	75.96%	76.11%
		Total	20,702	99.79%	100%
Missing	6	refused	19	0.09%	
	8	don't know	24	0.12%	
		Total	43	0.21%	

Valid	Invalid	Minimum	Maximum
20702	43	0	1

### H1TS12 - S4Q12 LEARNED-SAFETY AT HOME/PLAY-W1

Type	Code
Measurement Unit	numeric
H1TS12	12. Please tell me whether you have learned about each of the following things in a class at school: safety at home, school, or play

			Frequency	% of total	% of valid
Valid	0	no	3526	17%	17.04%
	1	yes	17172	82.78%	82.96%
		Total	20,698	99.77%	100%
Missing	6	refused	20	0.1%	
	8	don't know	27	0.13%	
		Total	47	0.23%	

Valid	Invalid	Minimum	Maximum
-------	---------	---------	---------

20698	47	0	1
-------	----	---	---

### H1TS13 - S4Q13 LEARNED-STRESS-W1

Type	Code
Measurement Unit	numeric
H1TS13	13. Please tell me whether you have learned about each of the following things in a class at school: stress

			Frequency	% of total	% of valid
Valid	0	no	7400	35.67%	35.79%
	1	yes	13274	63.99%	64.21%
	Total		20,674	99.66%	100%
Missing	6	refused	21	0.1%	
	8	don't know	49	0.24%	
	9	not applicable	1	0%	
	Total		71	0.34%	

Valid	Invalid	Minimum	Maximum
20674	71	0	1

### H1TS14 - S4Q14 LEARNED-HANDLE CONFLICT-W1

Type	Code
Measurement Unit	numeric
H1TS14	14. Please tell me whether you have learned about each of the following things in a class at school: how to handle conflict

			Frequency	% of total	% of valid
Valid	0	no	4673	22.53%	22.61%
	1	yes	15996	77.11%	77.39%
	Total		20,669	99.63%	100%
Missing	6	refused	22	0.11%	
	8	don't know	54	0.26%	
	Total		76	0.37%	

Valid	Invalid	Minimum	Maximum
20669	76	0	1

### H1TS15 - S4Q15 LEARNED-GET MEDICAL ATTENTION-W1

Type	Code
Measurement Unit	numeric

H1TS15	15. Please tell me whether you have learned about each of the following things in a class at school: where to go for help with a health problem
--------	---

			Frequency	% of total	% of valid
Valid	0	no	3498	16.86%	16.9%
	1	yes	17201	82.92%	83.1%
Total			20,699	99.78%	100%
Missing	6	refused	19	0.09%	
	8	don't know	27	0.13%	
Total			46	0.22%	

Valid	Invalid	Minimum	Maximum
20699	46	0	1

### H1TS16 - S4Q16 LEARNED-PROBLEMS OF UNDERWEIGHT-W1

Type	Code
Measurement Unit	numeric
H1TS16	16. Please tell me whether you have learned about each of the following things in a class at school: the problems of being underweight

			Frequency	% of total	% of valid
Valid	0	no	9128	44%	44.12%
	1	yes	11563	55.74%	55.88%
Total			20,691	99.74%	100%
Missing	6	refused	19	0.09%	
	8	don't know	35	0.17%	
Total			54	0.26%	

Valid	Invalid	Minimum	Maximum
20691	54	0	1

### H1TS17 - S4Q17 LEARNED-SUICIDE-W1

Type	Code
Measurement Unit	numeric
H1TS17	17. Please tell me whether you have learned about each of the following things in a class at school: suicide

			Frequency	% of total	% of valid
Valid	0	no	6368	30.7%	30.78%
	1	yes	14319	69.02%	69.22%



		Total	20,687	99.72%	100%
Missing	6	refused	21	0.1%	
	8	don't know	37	0.18%	
		Total	58	0.28%	

Valid	Invalid	Minimum	Maximum
20687	58	0	1

### 

Type	Code
Measurement Unit	numeric
H1ED1	1. [If school year]: During this school year... [If summer:] During the 1994-1995 school year... how many times {have you been/ were you} absent from school for a full day with an excuse--for example, because you were sick or out of town?

			Frequency	% of total	% of valid
Valid	0	never	2203	10.62%	10.86%
	1	1 or 2 times	6085	29.33%	29.99%
	2	3 to 10 times	9086	43.8%	44.77%
	3	more than 10 times	2919	14.07%	14.38%
		Total	20,293	97.82%	100%
Missing	6	refused	13	0.06%	
	7	legitimate skip	408	1.97%	
	8	don't know	29	0.14%	
	9	not applicable	2	0.01%	
		Total	452	2.18%	

Valid	Invalid	Minimum	Maximum
20293	452	0	3

### 

Type	Numeric (Double)
H1ED2	2. How many times {have you skipped/did you skip} school for a full day without an excuse?

			Frequency	% of total	% of valid
--	--	--	-----------	------------	------------

Missing	.	missing	3	0.01%	
	996	refused	20	0.1%	
	997	legitimate skip	408	1.97%	
	998	don't know	34	0.16%	
	999	not applicable	1	0%	
		Total	466	2.25%	

Valid	Invalid	Minimum	Maximum	Mean	StdDev
20279	466	0	99	2.3038118...	7.8519414...

### 

Type	Code
Measurement Unit	numeric
H1ED3	3. Have you ever skipped a grade?

			Frequency	% of total	% of valid
Valid	0	no	20112	96.95%	97.16%
	1	yes	588	2.83%	2.84%
		Total	20,700	99.78%	100%
Missing	6	refused	20	0.1%	
	8	don't know	24	0.12%	
	9	not applicable	1	0%	
		Total	45	0.22%	

Valid	Invalid	Minimum	Maximum
20700	45	0	1

### 

Type	Code
Measurement Unit	numeric
H1ED4A	4A. Which grades have you skipped (first)?

			Frequency	% of total	% of valid
Valid	0	not marked	495	2.39%	84.91%
	1	marked	88	0.42%	15.09%
		Total	583	2.81%	100%
Missing	6	refused	1	0%	
	7	legitimate skip	20157	97.17%	
	8	don't know	4	0.02%	
		Total	20,162	97.19%	

Valid	Invalid	Minimum	Maximum
583	20162	0	1

### H1ED4B - S5Q4B SKIPPED GRADE 2-W1

Type	Code
Measurement Unit	numeric
H1ED4B	4B. Which grades have you skipped (second)?

			Frequency	% of total	% of valid
Valid	0	not marked	527	2.54%	90.39%
	1	marked	56	0.27%	9.61%
	Total		583	2.81%	100%
Missing	6	refused	1	0%	
	7	legitimate skip	20157	97.17%	
	8	don't know	4	0.02%	
	Total		20,162	97.19%	

Valid	Invalid	Minimum	Maximum
583	20162	0	1

### H1ED4C - S5Q4C SKIPPED GRADE 3-W1

Type	Code
Measurement Unit	numeric
H1ED4C	4C. Which grades have you skipped (third)?

			Frequency	% of total	% of valid
Valid	0	not marked	544	2.62%	93.31%
	1	marked	39	0.19%	6.69%
	Total		583	2.81%	100%
Missing	6	refused	1	0%	
	7	legitimate skip	20157	97.17%	
	8	don't know	4	0.02%	
	Total		20,162	97.19%	

Valid	Invalid	Minimum	Maximum
583	20162	0	1

### H1ED4D - S5Q4D SKIPPED GRADE 4-W1

Type	Code
------	------

Measurement Unit	numeric
H1ED4D	4D. Which grades have you skipped (fourth)?

			Frequency	% of total	% of valid
Valid	0	not marked	547	2.64%	93.83%
	1	marked	36	0.17%	6.17%
Total			583	2.81%	100%
Missing	6	refused	1	0%	
	7	legitimate skip	20157	97.17%	
	8	don't know	4	0.02%	
Total			20,162	97.19%	

Valid	Invalid	Minimum	Maximum
583	20162	0	1

### H1ED4E - S5Q4E SKIPPED GRADE 5-W1

Type	Code
Measurement Unit	numeric
H1ED4E	4E. Which grades have you skipped (fifth)?

			Frequency	% of total	% of valid
Valid	0	not marked	520	2.51%	89.19%
	1	marked	63	0.3%	10.81%
Total			583	2.81%	100%
Missing	6	refused	1	0%	
	7	legitimate skip	20157	97.17%	
	8	don't know	4	0.02%	
Total			20,162	97.19%	

Valid	Invalid	Minimum	Maximum
583	20162	0	1

### H1ED4F - S5Q4F SKIPPED GRADE 6-W1

Type	Code
Measurement Unit	numeric
H1ED4F	4F. Which grades have you skipped (sixth)?

			Frequency	% of total	% of valid
Valid	0	not marked	500	2.41%	85.76%
	1	marked	83	0.4%	14.24%

		Total	583	2.81%	100%
Missing	6	refused	1	0%	
	7	legitimate skip	20157	97.17%	
	8	don't know	4	0.02%	
		Total	20,162	97.19%	

Valid	Invalid	Minimum	Maximum
583	20162	0	1

### H1ED4G - S5Q4G SKIPPED GRADE 7-W1

Type	Code
Measurement Unit	numeric
H1ED4G	4G. Which grades have you skipped (seventh)?

			Frequency	% of total	% of valid
Valid	0	not marked	506	2.44%	86.79%
	1	marked	77	0.37%	13.21%
		Total	583	2.81%	100%
Missing	6	refused	1	0%	
	7	legitimate skip	20157	97.17%	
	8	don't know	4	0.02%	
		Total	20,162	97.19%	

Valid	Invalid	Minimum	Maximum
583	20162	0	1

### H1ED4H - S5Q4H SKIPPED GRADE 8-W1

Type	Code
Measurement Unit	numeric
H1ED4H	4H. Which grades have you skipped (eighth)?

			Frequency	% of total	% of valid
Valid	0	not marked	524	2.53%	89.88%
	1	marked	59	0.28%	10.12%
		Total	583	2.81%	100%
Missing	6	refused	1	0%	
	7	legitimate skip	20157	97.17%	
	8	don't know	4	0.02%	
		Total	20,162	97.19%	

Valid	Invalid	Minimum	Maximum
583	20162	0	1

### H1ED4I - S5Q4I SKIPPED GRADE 9-W1

Type	Code
Measurement Unit	numeric
H1ED4I	4I. Which grades have you skipped (ninth)?

			Frequency	% of total	% of valid
Valid	0	not marked	559	2.69%	95.88%
	1	marked	24	0.12%	4.12%
	Total		583	2.81%	100%
Missing	6	refused	1	0%	
	7	legitimate skip	20157	97.17%	
	8	don't know	4	0.02%	
	Total		20,162	97.19%	

Valid	Invalid	Minimum	Maximum
583	20162	0	1

### H1ED4J - S5Q4J SKIPPED GRADE 10-W1

Type	Code
Measurement Unit	numeric
H1ED4J	4J. Which grades have you skipped (tenth)?

			Frequency	% of total	% of valid
Valid	0	not marked	562	2.71%	96.4%
	1	marked	21	0.1%	3.6%
	Total		583	2.81%	100%
Missing	6	refused	1	0%	
	7	legitimate skip	20157	97.17%	
	8	don't know	4	0.02%	
	Total		20,162	97.19%	

Valid	Invalid	Minimum	Maximum
583	20162	0	1

### H1ED4K - S5Q4K SKIPPED GRADE 11-W1

Type	Code
------	------

Measurement Unit	numeric
H1ED4K	4K. Which grades have you skipped (eleventh)?

			Frequency	% of total	% of valid
Valid	0	not marked	555	2.68%	95.2%
	1	marked	28	0.13%	4.8%
Total			583	2.81%	100%
Missing	6	refused	1	0%	
	7	legitimate skip	20157	97.17%	
	8	don't know	4	0.02%	
Total			20,162	97.19%	

Valid	Invalid	Minimum	Maximum
583	20162	0	1

### H1ED4M - S5Q4M SCHOOL NOT GRADED-W1

Type	Code
Measurement Unit	numeric
H1ED4M	4M. Which grades have you skipped (school not graded)?

			Frequency	% of total	% of valid
Valid	0	not marked	531	2.56%	91.08%
	1	marked	52	0.25%	8.92%
Total			583	2.81%	100%
Missing	6	refused	1	0%	
	7	legitimate skip	20157	97.17%	
	8	don't know	4	0.02%	
Total			20,162	97.19%	

Valid	Invalid	Minimum	Maximum
583	20162	0	1

### H1ED5 - S5Q5 HAVE YOU EVER REPEATED A GRADE-W1

Type	Code
Measurement Unit	numeric
H1ED5	5. Have you ever repeated a grade or been held back a grade?

			Frequency	% of total	% of valid
Valid	0	no	16044	77.34%	77.51%
	1	yes	4655	22.44%	22.49%

		Total	20,699	99.78%	100%
Missing	6	refused	19	0.09%	
	8	don't know	27	0.13%	
		Total	46	0.22%	

Valid	Invalid	Minimum	Maximum
20699	46	0	1

### 

Type	Code
Measurement Unit	numeric
H1ED6A	6A. Which grades have you repeated (first)?

			Frequency	% of total	% of valid
Valid	0	not marked	3253	15.68%	70.37%
	1	marked	1370	6.6%	29.63%
		Total	4,623	22.28%	100%
Missing	6	refused	2	0.01%	
	7	legitimate skip	16090	77.56%	
	8	don't know	28	0.13%	
	9	not applicable	2	0.01%	
		Total	16,122	77.72%	

Valid	Invalid	Minimum	Maximum
4623	16122	0	1

### 

Type	Code
Measurement Unit	numeric
H1ED6B	6B. Which grades have you repeated (second)?

			Frequency	% of total	% of valid
Valid	0	not marked	3864	18.63%	83.58%
	1	marked	759	3.66%	16.42%
		Total	4,623	22.28%	100%
Missing	6	refused	2	0.01%	
	7	legitimate skip	16090	77.56%	
	8	don't know	28	0.13%	
	9	not applicable	2	0.01%	
		Total	16,122	77.72%	



Valid	Invalid	Minimum	Maximum
4623	16122	0	1

### H1ED6C - S5Q6C REPEATED GRADE 3-W1

Type	Code
Measurement Unit	numeric
H1ED6C	6C. Which grades have you repeated (third)?

			Frequency	% of total	% of valid
Valid	0	not marked	4086	19.7%	88.38%
	1	marked	537	2.59%	11.62%
	Total		4,623	22.28%	100%
Missing	6	refused	2	0.01%	
	7	legitimate skip	16090	77.56%	
	8	don't know	28	0.13%	
	9	not applicable	2	0.01%	
	Total		16,122	77.72%	

Valid	Invalid	Minimum	Maximum
4623	16122	0	1

### H1ED6D - S5Q6D REPEATED GRADE 4-W1

Type	Code
Measurement Unit	numeric
H1ED6D	6D. Which grades have you repeated (fourth)?

			Frequency	% of total	% of valid
Valid	0	not marked	4259	20.53%	92.13%
	1	marked	364	1.75%	7.87%
	Total		4,623	22.28%	100%
Missing	6	refused	2	0.01%	
	7	legitimate skip	16090	77.56%	
	8	don't know	28	0.13%	
	9	not applicable	2	0.01%	
	Total		16,122	77.72%	

Valid	Invalid	Minimum	Maximum
4623	16122	0	1

### H1ED6E - S5Q6E REPEATED GRADE 5-W1

Type	Code
Measurement Unit	numeric
H1ED6E	6E. Which grades have you repeated (fifth)?

			Frequency	% of total	% of valid
Valid	0	not marked	4403	21.22%	95.24%
	1	marked	220	1.06%	4.76%
	Total		4,623	22.28%	100%
Missing	6	refused	2	0.01%	
	7	legitimate skip	16090	77.56%	
	8	don't know	28	0.13%	
	9	not applicable	2	0.01%	
	Total		16,122	77.72%	

Valid	Invalid	Minimum	Maximum
4623	16122	0	1

### H1ED6F - S5Q6F REPEATED GRADE 6-W1

Type	Code
Measurement Unit	numeric
H1ED6F	6F. Which grades have you repeated (sixth)?

			Frequency	% of total	% of valid
Valid	0	not marked	4349	20.96%	94.07%
	1	marked	274	1.32%	5.93%
	Total		4,623	22.28%	100%
Missing	6	refused	2	0.01%	
	7	legitimate skip	16090	77.56%	
	8	don't know	28	0.13%	
	9	not applicable	2	0.01%	
	Total		16,122	77.72%	

Valid	Invalid	Minimum	Maximum
4623	16122	0	1

### H1ED6G - S5Q6G REPEATED GRADE 7-W1

Type	Code
Measurement Unit	numeric
H1ED6G	6G. Which grades have you repeated (seventh)?

			Frequency	% of total	% of valid
--	--	--	-----------	------------	------------

Valid	0	not marked	4273	20.6%	92.43%
	1	marked	350	1.69%	7.57%
		Total	4,623	22.28%	100%
Missing	6	refused	2	0.01%	
	7	legitimate skip	16090	77.56%	
	8	don't know	28	0.13%	
	9	not applicable	2	0.01%	
		Total	16,122	77.72%	

Valid	Invalid	Minimum	Maximum
4623	16122	0	1

### H1ED6H - S5Q6H REPEATED GRADE 8-W1

Type	Code
Measurement Unit	numeric
H1ED6H	6H. Which grades have you repeated (eighth)?

			Frequency	% of total	% of valid
Valid	0	not marked	4393	21.18%	95.02%
	1	marked	230	1.11%	4.98%
		Total	4,623	22.28%	100%
Missing	6	refused	2	0.01%	
	7	legitimate skip	16090	77.56%	
	8	don't know	28	0.13%	
	9	not applicable	2	0.01%	
		Total	16,122	77.72%	

Valid	Invalid	Minimum	Maximum
4623	16122	0	1

### H1ED6I - S5Q6I REPEATED GRADE 9-W1

Type	Code
Measurement Unit	numeric
H1ED6I	6I. Which grades have you repeated (ninth)?

			Frequency	% of total	% of valid
Valid	0	not marked	4210	20.29%	91.07%
	1	marked	413	1.99%	8.93%
		Total	4,623	22.28%	100%

Missing	6	refused	2	0.01%	
	7	legitimate skip	16090	77.56%	
	8	don't know	28	0.13%	
	9	not applicable	2	0.01%	
		Total	16,122	77.72%	

Valid	Invalid	Minimum	Maximum
4623	16122	0	1

### H1ED6J - S5Q6J REPEATED GRADE 10-W1

Type	Code
Measurement Unit	numeric
H1ED6J	6J. Which grades have you repeated (tenth)?

			Frequency	% of total	% of valid
Valid	0	not marked	4375	21.09%	94.64%
	1	marked	248	1.2%	5.36%
		Total	4,623	22.28%	100%
Missing	6	refused	2	0.01%	
	7	legitimate skip	16090	77.56%	
	8	don't know	28	0.13%	
	9	not applicable	2	0.01%	
		Total	16,122	77.72%	

Valid	Invalid	Minimum	Maximum
4623	16122	0	1

### H1ED6K - S5Q6K REPEATED GRADE 11-W1

Type	Code
Measurement Unit	numeric
H1ED6K	6K. Which grades have you repeated (eleventh)?

			Frequency	% of total	% of valid
Valid	0	not marked	4499	21.69%	97.32%
	1	marked	124	0.6%	2.68%
		Total	4,623	22.28%	100%
Missing	6	refused	2	0.01%	
	7	legitimate skip	16090	77.56%	
	8	don't know	28	0.13%	
	9	not applicable	2	0.01%	

		Total	16,122	77.72%	
--	--	-------	--------	--------	--

Valid	Invalid	Minimum	Maximum
4623	16122	0	1

### H1ED6L - S5Q6L REPEATED GRADE 12-W1

Type	Code
Measurement Unit	numeric
H1ED6L	6L. Which grades have you repeated (twelfth)?

			Frequency	% of total	% of valid
Valid	0	not marked	4540	21.88%	98.2%
	1	marked	83	0.4%	1.8%
		Total	4,623	22.28%	100%
Missing	6	refused	2	0.01%	
	7	legitimate skip	16090	77.56%	
	8	don't know	28	0.13%	
	9	not applicable	2	0.01%	
		Total	16,122	77.72%	

Valid	Invalid	Minimum	Maximum
4623	16122	0	1

### H1ED6M - S5Q6M SCHOOL NOT GRADED-W1

Type	Code
Measurement Unit	numeric
H1ED6M	6M. Which grades have you repeated (school not graded)?

			Frequency	% of total	% of valid
Valid	0	not marked	4369	21.06%	94.51%
	1	marked	254	1.22%	5.49%
		Total	4,623	22.28%	100%
Missing	6	refused	2	0.01%	
	7	legitimate skip	16090	77.56%	
	8	don't know	28	0.13%	
	9	not applicable	2	0.01%	
		Total	16,122	77.72%	

Valid	Invalid	Minimum	Maximum
4623	16122	0	1

 H1ED7 - S5Q7 RECEIVED OUT-OF-SCHL SUSPENSION-W1

Type	Code
Measurement Unit	numeric
H1ED7	7. Have you ever received an out-of-school suspension?

			Frequency	% of total	% of valid
Valid	0	no	14741	71.06%	71.22%
	1	yes	5957	28.72%	28.78%
Total			20,698	99.77%	100%
Missing	.	missing	7	0.03%	
	6	refused	22	0.11%	
	8	don't know	18	0.09%	
Total			47	0.23%	

Valid	Invalid	Minimum	Maximum
20698	47	0	1

 H1ED8 - S5Q8 GRADE DURING SUSPENSION-W1

Type	Numeric (Double)
H1ED8	8. What grade were you in the last time you received an out-of-school suspension?

			Frequency	% of total	% of valid
Missing	.	missing	7	0.03%	
	96	refused	12	0.06%	
	97	legitimate skip	14781	71.25%	
	98	don't know	23	0.11%	
	99	not applicable	20	0.1%	
Total			14,843	71.55%	

Valid	Invalid	Minimum	Maximum	Mean	StdDev
5902	14843	1	12	8.4815316...	1.9166449...

 H1ED9 - S5Q9 EXPELLED FROM SCHOOL-W1

Type	Code
Measurement Unit	numeric
H1ED9	9. Have you ever been expelled from school?

			Frequency	% of total	% of valid
--	--	--	-----------	------------	------------

Valid	0	no	19681	94.87%	95.23%
	1	yes	986	4.75%	4.77%
		Total	20,667	99.62%	100%
Missing	.	missing	41	0.2%	
	6	refused	19	0.09%	
	8	don't know	18	0.09%	
		Total	78	0.38%	

Valid	Invalid	Minimum	Maximum
20667	78	0	1

### H1ED10 - S5Q10 GRADE DURING EXPULSION-W1

Type	Code
Measurement Unit	numeric
H1ED10	10. What grade were you in the last time this happened?

			Frequency	% of total	% of valid
Valid	3	first to third grade	24	0.12%	2.47%
	4	fourth grade	11	0.05%	1.13%
	5	fifth grade	24	0.12%	2.47%
	6	sixth grade	94	0.45%	9.69%
	7	seventh grade	192	0.93%	19.79%
	8	eighth grade	172	0.83%	17.73%
	9	ninth grade	206	0.99%	21.24%
	10	tenth grade	137	0.66%	14.12%
	11	eleventh grade	80	0.39%	8.25%
	12	twelfth grade	30	0.14%	3.09%
		Total	970	4.68%	100%
Missing	.	missing	41	0.2%	
	96	refused	2	0.01%	
	97	legitimate skip	19718	95.05%	
	98	don't know	7	0.03%	
	99	not applicable	7	0.03%	
		Total	19,775	95.32%	

Valid	Invalid	Minimum	Maximum
970	19775	3	12

### H1ED11 - S5Q11 MOST RECENT GRADE-ENGLISH-W1

Type	Code
------	------

Measurement Unit	numeric
H1ED11	11. At the {most recent grading period/last grading period in the spring}, what was your grade in English or language arts?

			Frequency	% of total	% of valid
Valid	1	A	5307	25.58%	26.26%
	2	B	7408	35.71%	36.66%
	3	C	4852	23.39%	24.01%
	4	D or lower	2196	10.59%	10.87%
	5	didn't take this subject	254	1.22%	1.26%
	6	took the subject, but it wasn't graded this way	193	0.93%	0.95%
		Total	20,210	97.42%	100%
Missing	96	refused	17	0.08%	
	97	legitimate skip	408	1.97%	
	98	don't know	107	0.52%	
	99	not applicable	3	0.01%	
		Total	535	2.58%	

Valid	Invalid	Minimum	Maximum
20210	535	1	6

## H1ED12 - S5Q12 MOST RECENT GRADE-MATH-W1

Type	Code
Measurement Unit	numeric
H1ED12	12. At the {most recent grading period/last grading period in the spring}, what was your grade in mathematics?

			Frequency	% of total	% of valid
Valid	1	A	4743	22.86%	23.43%
	2	B	5862	28.26%	28.96%
	3	C	4905	23.64%	24.23%
	4	D or lower	3333	16.07%	16.47%
	5	didn't take this subject	1197	5.77%	5.91%
	6	took the subject, but it wasn't graded this way	201	0.97%	0.99%
		Total	20,241	97.57%	100%
Missing	96	refused	15	0.07%	
	97	legitimate skip	408	1.97%	
	98	don't know	78	0.38%	
	99	not applicable	3	0.01%	



		Total	504	2.43%	
--	--	-------	-----	-------	--

Valid	Invalid	Minimum	Maximum
20241	504	1	6

### H1ED13 - S5Q13 MOST RECENT GRADE-HISTORY

Type	Code
Measurement Unit	numeric
H1ED13	13. At the {most recent grading period/last grading period in the spring}, what was your grade in history or social studies?

			Frequency	% of total	% of valid
Valid	1	A	5527	26.64%	27.33%
	2	B	5966	28.76%	29.5%
	3	C	4054	19.54%	20.05%
	4	D or lower	2241	10.8%	11.08%
	5	didn't take this subject	2271	10.95%	11.23%
	6	took the subject, but it wasn't graded this way	163	0.79%	0.81%
		Total	20,222	97.48%	100%
Missing	96	refused	17	0.08%	
	97	legitimate skip	408	1.97%	
	98	don't know	94	0.45%	
	99	not applicable	4	0.02%	
		Total	523	2.52%	

Valid	Invalid	Minimum	Maximum
20222	523	1	6

### H1ED14 - S5Q14 MOST RECENT GRADE-SCIENCE-W1

Type	Code
Measurement Unit	numeric
H1ED14	14. At the {most recent grading period/last grading period in the spring}, what was your grade in science?

	Frequency	% of total	% of valid
--	-----------	------------	------------

Valid	1	A	5206	25.1%	25.73%
	2	B	5764	27.79%	28.48%
	3	C	4359	21.01%	21.54%
	4	D or lower	2413	11.63%	11.92%
	5	didn't take this subject	2328	11.22%	11.5%
	6	took the subject, but it wasn't graded this way	167	0.81%	0.83%
		Total	20,237	97.55%	100%
Missing	96	refused	16	0.08%	
	97	legitimate skip	408	1.97%	
	98	don't know	81	0.39%	
	99	not applicable	3	0.01%	
		Total	508	2.45%	

Valid	Invalid	Minimum	Maximum
20237	508	1	6

### H1ED15 - S5Q15 TROUBLE-GETTING ALONG TEACHERS-W1

Type	Code
Measurement Unit	numeric
H1ED15	15. [If school year:] Since school started this year...[If summer:] During the 1994-1995 school year... how often have you had trouble getting along with your teachers?

			Frequency	% of total	% of valid
Valid	0	never	8349	40.25%	41.1%
	1	just a few times	8541	41.17%	42.04%
	2	about once a week	1769	8.53%	8.71%
	3	almost everyday	1086	5.23%	5.35%
	4	everyday	569	2.74%	2.8%
		Total	20,314	97.92%	100%
Missing	6	refused	13	0.06%	
	7	legitimate skip	408	1.97%	
	8	don't know	10	0.05%	
		Total	431	2.08%	

Valid	Invalid	Minimum	Maximum
20314	431	0	4

### H1ED16 - S5Q16 TROUBLE-PAYING ATTENTION-W1

Type	Code
Measurement Unit	numeric
H1ED16	16. [If school year:] Since school started this year...[If summer:] During the 1994-1995 school year... how often have you had trouble paying attention in school?

			Frequency	% of total	% of valid
Valid	0	never	4901	23.62%	24.13%
	1	just a few times	9351	45.08%	46.04%
	2	about once a week	3278	15.8%	16.14%
	3	almost everyday	2052	9.89%	10.1%
	4	everyday	729	3.51%	3.59%
		Total	20,311	97.91%	100%
Missing	6	refused	13	0.06%	
	7	legitimate skip	408	1.97%	
	8	don't know	13	0.06%	
		Total	434	2.09%	

Valid	Invalid	Minimum	Maximum
20311	434	0	4

### H1ED17 - S5Q17 TROUBLE-GETTING HOMEWORK DONE-W1

Type	Code
Measurement Unit	numeric
H1ED17	17. [If school year:] Since school started this year...[If summer:] During the 1994-1995 school year... how often have you had trouble getting your homework done?

			Frequency	% of total	% of valid
Valid	0	never	5826	28.08%	28.69%
	1	just a few times	8270	39.87%	40.72%
	2	about once a week	3439	16.58%	16.93%
	3	almost everyday	1873	9.03%	9.22%
	4	everyday	901	4.34%	4.44%
		Total	20,309	97.9%	100%
Missing	6	refused	15	0.07%	
	7	legitimate skip	408	1.97%	
	8	don't know	13	0.06%	
		Total	436	2.1%	

Valid	Invalid	Minimum	Maximum

20309	436	0	4
-------	-----	---	---

### H1ED18 - S5Q18 TROUBLE-WITH OTHER STUDENTS-W1

Type	Code
Measurement Unit	numeric
H1ED18	18. [If school year:] Since school started this year...[If summer:] During the 1994-1995 school year... how often have you had trouble getting along with other students?

			Frequency	% of total	% of valid
Valid	0	never	8378	40.39%	41.25%
	1	just a few times	8726	42.06%	42.96%
	2	about once a week	1548	7.46%	7.62%
	3	almost everyday	923	4.45%	4.54%
	4	everyday	736	3.55%	3.62%
		Total	20,311	97.91%	100%
Missing	6	refused	15	0.07%	
	7	legitimate skip	408	1.97%	
	8	don't know	11	0.05%	
		Total	434	2.09%	

Valid	Invalid	Minimum	Maximum
20311	434	0	4

### H1ED19 - S5Q19 FEEL CLOSE TO PEOPLE AT SCHOOL-W1

Type	Code
Measurement Unit	numeric
H1ED19	19. How much do you agree or disagree with the following statements: [If school year:] You feel close to people at your school. [If summer:] Last year, you felt close to people at your school.

			Frequency	% of total	% of valid
Valid	1	strongly agree	4024	19.4%	19.82%
	2	agree	9424	45.43%	46.41%
	3	neither agree nor disagree	4145	19.98%	20.41%
	4	disagree	1986	9.57%	9.78%
	5	strongly disagree	725	3.49%	3.57%
		Total	20,304	97.87%	100%
Missing	6	refused	16	0.08%	
	7	legitimate skip	408	1.97%	
	8	don't know	17	0.08%	

		Total	441	2.13%	
--	--	-------	-----	-------	--

Valid	Invalid	Minimum	Maximum
20304	441	1	5

### H1ED20 - S5Q20 FEEL PART OF YOUR SCHOOL-W1

Type	Code
Measurement Unit	numeric
H1ED20	20. How much do you agree or disagree with the following statements: [If school year:] You feel like you are a part of your school. [If summer:] Last year, you felt like you were a part of your school.

			Frequency	% of total	% of valid
Valid	1	strongly agree	5116	24.66%	25.2%
	2	agree	9557	46.07%	47.07%
	3	neither agree nor disagree	3030	14.61%	14.92%
	4	disagree	1881	9.07%	9.27%
	5	strongly disagree	718	3.46%	3.54%
		Total	20,302	97.86%	100%
Missing	6	refused	16	0.08%	
	7	legitimate skip	408	1.97%	
	8	don't know	19	0.09%	
		Total	443	2.14%	

Valid	Invalid	Minimum	Maximum
20302	443	1	5

### H1ED21 - S5Q21 STUDENTS AT SCHOOL PREJUDICED-W1

Type	Code
Measurement Unit	numeric
H1ED21	21. How much do you agree or disagree with the following statements: [If school year:] Students at your school are prejudiced. [If summer:] Last year, students at your school were prejudiced.

			Frequency	% of total	% of valid
Valid	1	strongly agree	2837	13.68%	14.01%
	2	agree	5603	27.01%	27.67%
	3	neither agree nor disagree	4933	23.78%	24.36%
	4	disagree	4861	23.43%	24%
	5	strongly disagree	2017	9.72%	9.96%
		Total	20,251	97.62%	100%

Missing	6	refused	20	0.1%	
	7	legitimate skip	408	1.97%	
	8	don't know	66	0.32%	
		Total	494	2.38%	

Valid	Invalid	Minimum	Maximum
20251	494	1	5

### 

Type	Code
Measurement Unit	numeric
H1ED22	22. How much do you agree or disagree with the following statements: [If school year:] You are happy to be at your school. [If summer:] Last year, you were happy to be at your school.

			Frequency	% of total	% of valid
Valid	1	strongly agree	4996	24.08%	24.6%
	2	agree	8462	40.79%	41.67%
	3	neither agree nor disagree	3644	17.57%	17.94%
	4	disagree	2101	10.13%	10.35%
	5	strongly disagree	1105	5.33%	5.44%
		Total	20,308	97.89%	100%
Missing	6	refused	15	0.07%	
	7	legitimate skip	408	1.97%	
	8	don't know	14	0.07%	
		Total	437	2.11%	

Valid	Invalid	Minimum	Maximum
20308	437	1	5

### 

Type	Code
Measurement Unit	numeric
H1ED23	23. How much do you agree or disagree with the following statements: [If school year:] the teachers at your school treat students fairly. [If summer:] Last year, the teachers at your school treated students fairly.

			Frequency	% of total	% of valid
--	--	--	-----------	------------	------------

Valid	1	strongly agree	3214	15.49%	15.83%
	2	agree	8483	40.89%	41.77%
	3	neither agree nor disagree	4572	22.04%	22.51%
	4	disagree	3135	15.11%	15.44%
	5	strongly disagree	904	4.36%	4.45%
		Total	20,308	97.89%	100%
Missing	6	refused	15	0.07%	
	7	legitimate skip	408	1.97%	
	8	don't know	14	0.07%	
		Total	437	2.11%	

Valid	Invalid	Minimum	Maximum
20308	437	1	5

### H1ED24 - S5Q24 FEEL SAFE IN YOUR SCHOOL-W1

Type	Code
Measurement Unit	numeric
H1ED24	24. How much do you agree or disagree with the following statements: [If school year:] You feel safe in your school. [If summer:] Last year, you felt safe in your school.

			Frequency	% of total	% of valid
Valid	1	strongly agree	4696	22.64%	23.12%
	2	agree	9106	43.89%	44.84%
	3	neither agree nor disagree	3614	17.42%	17.8%
	4	disagree	2138	10.31%	10.53%
	5	strongly disagree	754	3.63%	3.71%
		Total	20,308	97.89%	100%
Missing	6	refused	15	0.07%	
	7	legitimate skip	408	1.97%	
	8	don't know	14	0.07%	
		Total	437	2.11%	

Valid	Invalid	Minimum	Maximum
20308	437	1	5

### H1PL1 - S6Q1 DIFFICULTY USING HANDS/FT/LIMBS-W1

Type	Code
Measurement Unit	numeric

H1PL1	1. Do you have difficulty using your hands, arms, legs, or feet because of a permanent physical condition?
-------	--

			Frequency	% of total	% of valid
Valid	0	no	20132	97.05%	97.2%
	1	yes	579	2.79%	2.8%
Total			20,711	99.84%	100%
Missing	6	refused	20	0.1%	
	8	don't know	14	0.07%	
Total			34	0.16%	

Valid	Invalid	Minimum	Maximum
20711	34	0	1

### H1PL2 - S6Q2 PHYS COND INVOLVES HEART PROB-W1

Type	Code
Measurement Unit	numeric
H1PL2	2. Does the condition involve a heart problem?

			Frequency	% of total	% of valid
Valid	0	no	555	2.68%	96.19%
	1	yes	22	0.11%	3.81%
Total			577	2.78%	100%
Missing	7	legitimate skip	20166	97.21%	
	8	don't know	2	0.01%	
Total			20,168	97.22%	

Valid	Invalid	Minimum	Maximum
577	20168	0	1

### H1PL3 - S6Q3 PHYS COND INVOLVES ASTHMA-W1

Type	Code
Measurement Unit	numeric
H1PL3	3. Does the condition involve asthma?

			Frequency	% of total	% of valid
Valid	0	no	523	2.52%	90.48%
	1	yes	55	0.27%	9.52%
Total			578	2.79%	100%



Missing	7	legitimate skip	20166	97.21%	
	8	don't know	1	0%	
		Total	20,167	97.21%	

Valid	Invalid	Minimum	Maximum
578	20167	0	1

### 

Type	Code
Measurement Unit	numeric
H1PL4	4. Does the condition involve breathing difficulties?

			Frequency	% of total	% of valid
Valid	0	no	493	2.38%	85.15%
	1	yes	86	0.41%	14.85%
		Total	579	2.79%	100%
Missing	7	legitimate skip	20166	97.21%	
		Total	20,166	97.21%	

Valid	Invalid	Minimum	Maximum
579	20166	0	1

### 

Type	Code
Measurement Unit	numeric
H1PL5	5. Do you use a cane, crutches, walker, medically prescribed shoes, wheelchair, or scooter to get around because of a permanent physical condition?

			Frequency	% of total	% of valid
Valid	0	no	20578	99.19%	99.36%
	1	yes	132	0.64%	0.64%
		Total	20,710	99.83%	100%
Missing	6	refused	18	0.09%	
	8	don't know	17	0.08%	
		Total	35	0.17%	

Valid	Invalid	Minimum	Maximum
20710	35	0	1

 H1PL6 - S6Q6 WEAR BRACE ON ARMS OR LEG-W1

Type	Code
Measurement Unit	numeric
H1PL6	6. Do you use a brace for your hand, arm, leg, or foot because of a permanent physical condition?

			Frequency	% of total	% of valid
Valid	0	no	20193	97.34%	97.5%
	1	yes	517	2.49%	2.5%
Total			20,710	99.83%	100%
Missing	6	refused	18	0.09%	
	8	don't know	17	0.08%	
Total			35	0.17%	

Valid	Invalid	Minimum	Maximum
20710	35	0	1

 H1PL7 - S6Q7 USE ARTIFICIAL LIMB-W1

Type	Code
Measurement Unit	numeric
H1PL7	7. Do you use an artificial hand, arm, leg, or foot?

			Frequency	% of total	% of valid
Valid	0	no	20685	99.71%	99.88%
	1	yes	25	0.12%	0.12%
Total			20,710	99.83%	100%
Missing	6	refused	19	0.09%	
	8	don't know	16	0.08%	
Total			35	0.17%	

Valid	Invalid	Minimum	Maximum
20710	35	0	1

 H1PL8 - S6Q8 DIFFICULTY-WALKING UP 10 STEPS-W1

Type	Code
Measurement Unit	numeric
H1PL8	8. By yourself and not using aids, do you have difficulty walking up 10 steps without resting?

			Frequency	% of total	% of valid
Valid	0	no	934	4.5%	94.73%
	1	yes	52	0.25%	5.27%
		Total	986	4.75%	100%
Missing	6	refused	2	0.01%	
	7	legitimate skip	19756	95.23%	
	8	don't know	1	0%	
		Total	19,759	95.25%	

Valid	Invalid	Minimum	Maximum
986	19759	0	1

### H1PL9 - S6Q9 HOW DIFFICULT TO WALK UP STEPS-W1

Type	Code
Measurement Unit	numeric
H1PL9	9. How much difficulty do you have?

			Frequency	% of total	% of valid
Valid	1	some	32	0.15%	62.75%
	2	a lot/unable to do this	19	0.09%	37.25%
		Total	51	0.25%	100%
Missing	7	legitimate skip	20693	99.75%	
	8	don't know	1	0%	
		Total	20,694	99.75%	

Valid	Invalid	Minimum	Maximum
51	20694	1	2

### H1PL10 - S6Q10 DIFFICULTY-WALKING 1/4 MILE-W1

Type	Code
Measurement Unit	numeric
H1PL10	10. By yourself and not using aids, do you have difficulty walking one-quarter of a mile, or about three city blocks?

			Frequency	% of total	% of valid
Valid	0	no	872	4.2%	88.53%
	1	yes	113	0.54%	11.47%
		Total	985	4.75%	100%

Missing	6	refused	2	0.01%	
	7	legitimate skip	19756	95.23%	
	8	don't know	2	0.01%	
		Total	19,760	95.25%	

Valid	Invalid	Minimum	Maximum
985	19760	0	1

### H1PL11 - S6Q11 HOW DIFFICULT TO WALK 1/4 MILE-W1

Type	Code
Measurement Unit	numeric
H1PL11	11. How much difficulty do you have walking one-quarter of a mile, or about three city blocks?

			Frequency	% of total	% of valid
Valid	1	some	83	0.4%	73.45%
	2	a lot	17	0.08%	15.04%
	3	unable to do this	13	0.06%	11.5%
		Total	113	0.54%	100%
Missing	7	legitimate skip	20632	99.46%	
		Total	20,632	99.46%	

Valid	Invalid	Minimum	Maximum
113	20632	1	3

### H1PL12 - S6Q12 DIFFICULTY-STANDING 20 MINUTES-W1

Type	Code
Measurement Unit	numeric
H1PL12	12. By yourself and not using aids, do you have difficulty standing for about 20 minutes?

			Frequency	% of total	% of valid
Valid	0	no	863	4.16%	87.53%
	1	yes	123	0.59%	12.47%
		Total	986	4.75%	100%
Missing	6	refused	2	0.01%	
	7	legitimate skip	19756	95.23%	
	8	don't know	1	0%	
		Total	19,759	95.25%	

Valid	Invalid	Minimum	Maximum
-------	---------	---------	---------

986	19759	0	1
-----	-------	---	---

### H1PL13 - S6Q13 HOW DIFFICULT TO STAND 20 MIN-W1

Type	Code
Measurement Unit	numeric
H1PL13	13. How much difficulty do you have standing for about 20 minutes?

			Frequency	% of total	% of valid
Valid	1	some	89	0.43%	72.36%
	2	a lot	21	0.1%	17.07%
	3	unable to do this	13	0.06%	10.57%
Total			123	0.59%	100%
Missing	7	legitimate skip	20622	99.41%	
	Total		20,622	99.41%	

Valid	Invalid	Minimum	Maximum
123	20622	1	3

### H1PL14 - S6Q14 DIFFICULTY-EXTENDING YOUR ARM-W1

Type	Code
Measurement Unit	numeric
H1PL14	14. By yourself and not using aids, do you have difficulty reaching up over your head, or reaching out as if to shake someone's hand?

			Frequency	% of total	% of valid
Valid	0	no	958	4.62%	97.16%
	1	yes	28	0.13%	2.84%
Total			986	4.75%	100%
Missing	6	refused	2	0.01%	
	7	legitimate skip	19756	95.23%	
	8	don't know	1	0%	
Total			19,759	95.25%	

Valid	Invalid	Minimum	Maximum
986	19759	0	1

### H1PL15 - S6Q15 HOW DIFFICULT IS EXTENDING ARM-W1

Type	Code
Measurement Unit	numeric

H1PL15	15. How much difficulty do you have reaching up over your head, or reaching out as if to shake someone's hand?
--------	--

			Frequency	% of total	% of valid
Valid	1	some	21	0.1%	75%
	2	a lot/unable to do this	7	0.03%	25%
Total			28	0.13%	100%
Missing	7	legitimate skip	20717	99.87%	
	Total		20,717	99.87%	

Valid	Invalid	Minimum	Maximum
28	20717	1	2

### H1PL16 - S6Q16 DIFFICULTY-GRASPING WITH HAND-W1

Type	Code
Measurement Unit	numeric
H1PL16	16. By yourself and not using aids, do you have difficulty using your fingers to grasp or handle something, for example, picking up a glass?

			Frequency	% of total	% of valid
Valid	0	no	945	4.56%	95.94%
	1	yes	40	0.19%	4.06%
Total			985	4.75%	100%
Missing	6	refused	2	0.01%	
	7	legitimate skip	19756	95.23%	
	8	don't know	2	0.01%	
Total			19,760	95.25%	

Valid	Invalid	Minimum	Maximum
985	19760	0	1

### H1PL17 - S6Q17 HOW DIFFICULT TO GRASP-W1

Type	Code
Measurement Unit	numeric
H1PL17	17. How much difficulty do you have using your fingers to grasp or handle something, for example, picking up a glass?

			Frequency	% of total	% of valid
Valid	1	some	28	0.13%	70%
	2	a lot/unable to do this	12	0.06%	30%

		Total	40	0.19%	100%
Missing	7	legitimate skip	20705	99.81%	
		Total	20,705	99.81%	

Valid	Invalid	Minimum	Maximum
40	20705	1	2

### H1PL18 - S6Q18 DIFFICULTY-HOLDING A PENCIL-W1

Type	Code
Measurement Unit	numeric
H1PL18	18. By yourself and not using aids, do you have difficulty holding a pen or pencil?

			Frequency	% of total	% of valid
Valid	0	no	952	4.59%	96.65%
	1	yes	33	0.16%	3.35%
		Total	985	4.75%	100%
Missing	6	refused	2	0.01%	
	7	legitimate skip	19756	95.23%	
	8	don't know	2	0.01%	
		Total	19,760	95.25%	

Valid	Invalid	Minimum	Maximum
985	19760	0	1

### H1PL19 - S6Q19 HOW DIFFICULT TO HOLD A PENCIL-W1

Type	Code
Measurement Unit	numeric
H1PL19	19. How much difficulty do you have holding a pen or pencil?

			Frequency	% of total	% of valid
Valid	1	some	21	0.1%	63.64%
	2	a lot/unable to do this	12	0.06%	36.36%
		Total	33	0.16%	100%
Missing	7	legitimate skip	20712	99.84%	
		Total	20,712	99.84%	

Valid	Invalid	Minimum	Maximum
33	20712	1	2

 H1PL20 - S6Q20 DIFFICULTY-EATING-W1

Type	Code
Measurement Unit	numeric
H1PL20	20. Because of the difficulty in using your hands, arms, legs, or feet, do you need help from another person when eating?

			Frequency	% of total	% of valid
Valid	0	no	969	4.67%	98.58%
	1	yes	14	0.07%	1.42%
Total			983	4.74%	100%
Missing	6	refused	4	0.02%	
	7	legitimate skip	19756	95.23%	
	8	don't know	1	0%	
	9	not applicable	1	0%	
Total			19,762	95.26%	

Valid	Invalid	Minimum	Maximum
983	19762	0	1

 H1PL21 - S6Q21 DIFFICULTY-BATHING-W1

Type	Code
Measurement Unit	numeric
H1PL21	21. Because of the difficulty in using your hands, arms, legs, or feet, do you need help from another person when bathing?

			Frequency	% of total	% of valid
Valid	0	no	966	4.66%	98.37%
	1	yes	16	0.08%	1.63%
Total			982	4.73%	100%
Missing	6	refused	5	0.02%	
	7	legitimate skip	19756	95.23%	
	8	don't know	1	0%	
	9	not applicable	1	0%	
Total			19,763	95.27%	

Valid	Invalid	Minimum	Maximum
982	19763	0	1

 H1PL22 - S6Q22 DIFFICULTY-DRESSING-W1



Type	Code
Measurement Unit	numeric
H1PL22	22. Because of the difficulty in using your hands, arms, legs, or feet, do you need help from another person when dressing?

			Frequency	% of total	% of valid
Valid	0	no	970	4.68%	98.78%
	1	yes	12	0.06%	1.22%
Total			982	4.73%	100%
Missing	6	refused	5	0.02%	
	7	legitimate skip	19756	95.23%	
	8	don't know	1	0%	
	9	not applicable	1	0%	
Total			19,763	95.27%	

Valid	Invalid	Minimum	Maximum
982	19763	0	1

### H1PL23 - S6Q23 DIFFICULTY-TOILET-W1

Type	Code
Measurement Unit	numeric
H1PL23	23. Because of the difficulty in using your hands, arms, legs, or feet, do you need help from another person when getting on or off the toilet?

			Frequency	% of total	% of valid
Valid	0	no	969	4.67%	98.68%
	1	yes	13	0.06%	1.32%
Total			982	4.73%	100%
Missing	6	refused	5	0.02%	
	7	legitimate skip	19756	95.23%	
	8	don't know	1	0%	
	9	not applicable	1	0%	
Total			19,763	95.27%	

Valid	Invalid	Minimum	Maximum
982	19763	0	1

### H1PL24 - S6Q24 USE AID TO SHOP-W1

Type	Code
Measurement Unit	numeric

H1PL24	24. Because of the difficulty in using your hands, arms, legs, or feet, do you need help from another person when shopping?
--------	---

			Frequency	% of total	% of valid
Valid	0	no	943	4.55%	96.03%
	1	yes	39	0.19%	3.97%
Total			982	4.73%	100%
Missing	6	refused	5	0.02%	
	7	legitimate skip	19756	95.23%	
	8	don't know	1	0%	
	9	not applicable	1	0%	
Total			19,763	95.27%	

Valid	Invalid	Minimum	Maximum
982	19763	0	1

### H1PL25 - S6Q25 USE AID TO EAT,DRESS,TOILET-W1

Type	Code
Measurement Unit	numeric
H1PL25	25. Because of the difficulty in using your hands, arms, legs, or feet, do you use special equipment in eating, dressing, or getting on or off the toilet?

			Frequency	% of total	% of valid
Valid	0	no	971	4.68%	98.88%
	1	yes	11	0.05%	1.12%
Total			982	4.73%	100%
Missing	6	refused	5	0.02%	
	7	legitimate skip	19756	95.23%	
	8	don't know	1	0%	
	9	not applicable	1	0%	
Total			19,763	95.27%	

Valid	Invalid	Minimum	Maximum
982	19763	0	1

### H1PL26 - S6Q26 USE AID TO BATH-W1

Type	Code
Measurement Unit	numeric
H1PL26	26. Because of the difficulty in using your hands, arms, legs, or feet, do you use special equipment in bathing?

			Frequency	% of total	% of valid
Valid	0	no	970	4.68%	98.78%
	1	yes	12	0.06%	1.22%
		Total	982	4.73%	100%
Missing	6	refused	5	0.02%	
	7	legitimate skip	19756	95.23%	
	8	don't know	1	0%	
	9	not applicable	1	0%	
		Total	19,763	95.27%	

Valid	Invalid	Minimum	Maximum
982	19763	0	1

### H1PL29 - S6Q29 USE AID TO SHOP-W1

Type	Code
Measurement Unit	numeric
H1PL29	29. Because of the difficulty in using your hands, arms, legs, or feet, do you use special equipment in shopping?

			Frequency	% of total	% of valid
Valid	0	no	971	4.68%	98.98%
	1	yes	10	0.05%	1.02%
		Total	981	4.73%	100%
Missing	6	refused	6	0.03%	
	7	legitimate skip	19756	95.23%	
	8	don't know	1	0%	
	9	not applicable	1	0%	
		Total	19,764	95.27%	

Valid	Invalid	Minimum	Maximum
981	19764	0	1

### H1PL30 - S6Q30 USE CANE-W1

Type	Code
Measurement Unit	numeric
H1PL30	30. Because of the difficulty in using your hands, arms, legs, or feet, do you use a cane?

			Frequency	% of total	% of valid
Valid	0	no	974	4.7%	98.88%
	1	yes	11	0.05%	1.12%

		Total	985	4.75%	100%
Missing	6	refused	3	0.01%	
	7	legitimate skip	19756	95.23%	
	8	don't know	1	0%	
		Total	19,760	95.25%	

Valid	Invalid	Minimum	Maximum
985	19760	0	1

### H1PL31 - S6Q31 USE CRUTCHES OR WALKER-W1

Type	Code
Measurement Unit	numeric
H1PL31	31. Because of the difficulty in using your hands, arms, legs, or feet, do you use crutches or a walker?

			Frequency	% of total	% of valid
Valid	0	no	951	4.58%	96.55%
	1	yes	34	0.16%	3.45%
		Total	985	4.75%	100%
Missing	6	refused	3	0.01%	
	7	legitimate skip	19756	95.23%	
	8	don't know	1	0%	
		Total	19,760	95.25%	

Valid	Invalid	Minimum	Maximum
985	19760	0	1

### H1PL33 - S6Q33 USE MEDICALLY PRESCRIBED SHOES-W1

Type	Code
Measurement Unit	numeric
H1PL33	33. Because of the difficulty in using your hands, arms, legs, or feet, do you use medically prescribed shoes?

			Frequency	% of total	% of valid
Valid	0	no	948	4.57%	96.24%
	1	yes	37	0.18%	3.76%
		Total	985	4.75%	100%
Missing	6	refused	3	0.01%	
	7	legitimate skip	19756	95.23%	
	8	don't know	1	0%	

	Total	19,760	95.25%	
--	-------	--------	--------	--

Valid	Invalid	Minimum	Maximum
985	19760	0	1

### 

Type	Code
Measurement Unit	numeric
H1PL34	34. Because of the difficulty in using your hands, arms, legs, or feet, do you use a manual wheelchair, a powered wheelchair, or a scooter?

			Frequency	% of total	% of valid
Valid	0	no	963	4.64%	97.77%
	1	yes	22	0.11%	2.23%
	Total		985	4.75%	100%
Missing	6	refused	3	0.01%	
	7	legitimate skip	19756	95.23%	
	8	don't know	1	0%	
	Total		19,760	95.25%	

Valid	Invalid	Minimum	Maximum
985	19760	0	1

### 

Type	Code
Measurement Unit	numeric
H1PL37	37. Do you consider yourself to have a disability?

			Frequency	% of total	% of valid
Valid	0	no	876	4.22%	89.48%
	1	yes	103	0.5%	10.52%
	Total		979	4.72%	100%
Missing	6	refused	4	0.02%	
	7	legitimate skip	19756	95.23%	
	8	don't know	6	0.03%	
	Total		19,766	95.28%	

Valid	Invalid	Minimum	Maximum
979	19766	0	1

 H1PL38 - S6Q38 OTHERS CONSIDER WITH DISABILITY-W1

Type	Code
Measurement Unit	numeric
H1PL38	38. Do you think other people consider you to have a disability?

			Frequency	% of total	% of valid
Valid	0	no	874	4.21%	89.37%
	1	yes	104	0.5%	10.63%
Total			978	4.71%	100%
Missing	6	refused	4	0.02%	
	7	legitimate skip	19756	95.23%	
	8	don't know	7	0.03%	
Total			19,767	95.29%	

Valid	Invalid	Minimum	Maximum
978	19767	0	1

 H1HS1 - S7Q1 ROUTINE PHYSICAL EXAM-W1

Type	Code
Measurement Unit	numeric
H1HS1	1. In the past year, have you had a routine physical examination?

			Frequency	% of total	% of valid
Valid	0	no	7351	35.44%	35.56%
	1	yes	13321	64.21%	64.44%
Total			20,672	99.65%	100%
Missing	6	refused	19	0.09%	
	8	don't know	54	0.26%	
Total			73	0.35%	

Valid	Invalid	Minimum	Maximum
20672	73	0	1

 H1HS2A - S7Q2A LOCATION - PRIVATE DR-W1

Type	Code
Measurement Unit	numeric
H1HS2A	2A. Where did you have this examination (Code all that apply): private doctor's office

			Frequency	% of total	% of valid
Valid	0	not marked	5860	28.25%	44.03%
	1	marked	7450	35.91%	55.97%
		Total	13,310	64.16%	100%
Missing	7	legitimate skip	7424	35.79%	
	8	don't know	11	0.05%	
		Total	7,435	35.84%	

Valid	Invalid	Minimum	Maximum
13310	7435	0	1

### H1HS2B - S7Q2B LOCATION - HEALTH CLINIC-W1

Type	Code
Measurement Unit	numeric
H1HS2B	2B. Where did you have this examination (Code all that apply): community health clinic

			Frequency	% of total	% of valid
Valid	0	not marked	10543	50.82%	79.21%
	1	marked	2767	13.34%	20.79%
		Total	13,310	64.16%	100%
Missing	7	legitimate skip	7424	35.79%	
	8	don't know	11	0.05%	
		Total	7,435	35.84%	

Valid	Invalid	Minimum	Maximum
13310	7435	0	1

### H1HS2C - S7Q2C LOCATION - SCHOOL-W1

Type	Code
Measurement Unit	numeric
H1HS2C	2C. Where did you have this examination (Code all that apply): school

			Frequency	% of total	% of valid
Valid	0	not marked	11277	54.36%	84.73%
	1	marked	2033	9.8%	15.27%
		Total	13,310	64.16%	100%
Missing	7	legitimate skip	7424	35.79%	
	8	don't know	11	0.05%	
		Total	7,435	35.84%	

Valid	Invalid	Minimum	Maximum
13310	7435	0	1

### H1HS2D - S7Q2D LOCATION - HOSPITAL-W1

Type	Code
Measurement Unit	numeric
H1HS2D	2D. Where did you have this examination (Code all that apply): hospital

			Frequency	% of total	% of valid
Valid	0	not marked	11650	56.16%	87.53%
	1	marked	1660	8%	12.47%
	Total		13,310	64.16%	100%
Missing	7	legitimate skip	7424	35.79%	
	8	don't know	11	0.05%	
	Total		7,435	35.84%	

Valid	Invalid	Minimum	Maximum
13310	7435	0	1

### H1HS2E - S7Q2E LOCATION - OTHER-W1

Type	Code
Measurement Unit	numeric
H1HS2E	2E. Where did you have this examination (Code all that apply): some other place

			Frequency	% of total	% of valid
Valid	0	not marked	12865	62.01%	96.66%
	1	marked	445	2.15%	3.34%
	Total		13,310	64.16%	100%
Missing	7	legitimate skip	7424	35.79%	
	8	don't know	11	0.05%	
	Total		7,435	35.84%	

Valid	Invalid	Minimum	Maximum
13310	7435	0	1

### H1HS3 - S7Q3 PSYCHOLOGICAL COUNSELING-W1

Type	Code
Measurement Unit	numeric



H1HS3	3. In the past year, have you received psychological or emotional counseling?
-------	---

			Frequency	% of total	% of valid
Valid	0	no	18133	87.41%	87.65%
	1	yes	2556	12.32%	12.35%
Total			20,689	99.73%	100%
Missing	6	refused	24	0.12%	
	8	don't know	32	0.15%	
Total			56	0.27%	

Valid	Invalid	Minimum	Maximum
20689	56	0	1

### H1HS4A - S7Q4A LOCATION - PRIVATE DR-W1

Type	Code
Measurement Unit	numeric
H1HS4A	4A. Where did you receive this counseling (Code all that apply): private doctor's office

			Frequency	% of total	% of valid
Valid	0	not marked	1719	8.29%	67.25%
	1	marked	837	4.03%	32.75%
Total			2,556	12.32%	100%
Missing	7	legitimate skip	18189	87.68%	
	Total		18,189	87.68%	

Valid	Invalid	Minimum	Maximum
2556	18189	0	1

### H1HS4B - S7Q4B LOCATION - HEALTH CLINIC-W1

Type	Code
Measurement Unit	numeric
H1HS4B	4B. Where did you receive this counseling (Code all that apply): community health clinic

			Frequency	% of total	% of valid
Valid	0	not marked	2181	10.51%	85.33%
	1	marked	375	1.81%	14.67%
Total			2,556	12.32%	100%
Missing	7	legitimate skip	18189	87.68%	

		Total	18,189	87.68%	
--	--	-------	--------	--------	--

Valid	Invalid	Minimum	Maximum
2556	18189	0	1

### H1HS4C - S7Q4C LOCATION - SCHOOL-W1

Type	Code
Measurement Unit	numeric
H1HS4C	4C. Where did you receive this counseling (Code all that apply): school

			Frequency	% of total	% of valid
Valid	0	not marked	1658	7.99%	64.87%
	1	marked	898	4.33%	35.13%
Total			2,556	12.32%	100%
Missing	7	legitimate skip	18189	87.68%	
	Total		18,189	87.68%	

Valid	Invalid	Minimum	Maximum
2556	18189	0	1

### H1HS4D - S7Q4D LOCATION - HOSPITAL-W1

Type	Code
Measurement Unit	numeric
H1HS4D	4D. Where did you receive this counseling (Code all that apply): hospital

			Frequency	% of total	% of valid
Valid	0	not marked	2334	11.25%	91.31%
	1	marked	222	1.07%	8.69%
Total			2,556	12.32%	100%
Missing	7	legitimate skip	18189	87.68%	
	Total		18,189	87.68%	

Valid	Invalid	Minimum	Maximum
2556	18189	0	1

### H1HS4E - S7Q4E LOCATION - OTHER-W1

Type	Code
Measurement Unit	numeric

H1HS4E	4E. Where did you receive this counseling (Code all that apply): some other place
--------	---

			Frequency	% of total	% of valid
Valid	0	not marked	2059	9.93%	80.56%
	1	marked	497	2.4%	19.44%
Total			2,556	12.32%	100%
Missing	7	legitimate skip	18189	87.68%	
	Total		18,189	87.68%	

Valid	Invalid	Minimum	Maximum
2556	18189	0	1

### H1HS5 - S7Q5 SUBSTANCE ABUSE PROGRAM-W1

Type	Code
Measurement Unit	numeric
H1HS5	5. In the past year, have you attended a drug abuse or alcohol abuse treatment program?

			Frequency	% of total	% of valid
Valid	0	no	20125	97.01%	97.2%
	1	yes	579	2.79%	2.8%
Total			20,704	99.8%	100%
Missing	6	refused	21	0.1%	
	8	don't know	20	0.1%	
Total			41	0.2%	

Valid	Invalid	Minimum	Maximum
20704	41	0	1

### H1HS6A - S7Q6A LOCATION - PRIVATE DR-W1

Type	Code
Measurement Unit	numeric
H1HS6A	6A. Where did you receive this counseling (Code all that apply): private doctor's office

			Frequency	% of total	% of valid
Valid	0	not marked	544	2.62%	93.96%
	1	marked	35	0.17%	6.04%
Total			579	2.79%	100%

Missing	7	legitimate skip	20166	97.21%	
		Total	20,166	97.21%	

Valid	Invalid	Minimum	Maximum
579	20166	0	1

### H1HS6B - S7Q6B LOCATION - HEALTH CLINIC-W1

Type	Code
Measurement Unit	numeric
H1HS6B	6B. Where did you receive this counseling (Code all that apply): community health clinic

			Frequency	% of total	% of valid
Valid	0	not marked	489	2.36%	84.46%
	1	marked	90	0.43%	15.54%
		Total	579	2.79%	100%
Missing	7	legitimate skip	20166	97.21%	
		Total	20,166	97.21%	

Valid	Invalid	Minimum	Maximum
579	20166	0	1

### H1HS6C - S7Q6C LOCATION - SCHOOL-W1

Type	Code
Measurement Unit	numeric
H1HS6C	6C. Where did you receive this counseling (Code all that apply): school

			Frequency	% of total	% of valid
Valid	0	not marked	342	1.65%	59.07%
	1	marked	237	1.14%	40.93%
		Total	579	2.79%	100%
Missing	7	legitimate skip	20166	97.21%	
		Total	20,166	97.21%	

Valid	Invalid	Minimum	Maximum
579	20166	0	1

### H1HS6D - S7Q6D LOCATION - HOSPITAL-W1

Type	Code
------	------

Measurement Unit	numeric
H1HS6D	6D. Where did you receive this counseling (Code all that apply): hospital

			Frequency	% of total	% of valid
Valid	0	not marked	514	2.48%	88.77%
	1	marked	65	0.31%	11.23%
		Total	579	2.79%	100%
Missing	7	legitimate skip	20166	97.21%	
	Total		20,166	97.21%	

Valid	Invalid	Minimum	Maximum
579	20166	0	1

### H1HS6E - S7Q6E LOCATION - OTHER-W1

Type	Code
Measurement Unit	numeric
H1HS6E	6E. Where did you receive this counseling (Code all that apply): some other place

			Frequency	% of total	% of valid
Valid	0	not marked	401	1.93%	69.26%
	1	marked	178	0.86%	30.74%
		Total	579	2.79%	100%
Missing	7	legitimate skip	20166	97.21%	
	Total		20,166	97.21%	

Valid	Invalid	Minimum	Maximum
579	20166	0	1

### H1HS7 - S7Q7 FAMILY PLANNING SERVICES-W1

Type	Code
Measurement Unit	numeric
H1HS7	7. In the past year have you received family planning counseling or services?

			Frequency	% of total	% of valid
Valid	0	no	19458	93.8%	94.08%
	1	yes	1224	5.9%	5.92%
		Total	20,682	99.7%	100%
Missing	6	refused	28	0.13%	
	8	don't know	35	0.17%	

		Total	63	0.3%	
--	--	-------	----	------	--

Valid	Invalid	Minimum	Maximum
20682	63	0	1

### 

Type	Code
Measurement Unit	numeric
H1HS8A	8A. Where did you receive family planning counseling or services (Code all that apply): private doctor's office

			Frequency	% of total	% of valid
Valid	0	not marked	919	4.43%	75.27%
	1	marked	302	1.46%	24.73%
		Total	1,221	5.89%	100%
Missing	7	legitimate skip	19521	94.1%	
	8	don't know	3	0.01%	
		Total	19,524	94.11%	

Valid	Invalid	Minimum	Maximum
1221	19524	0	1

### 

Type	Code
Measurement Unit	numeric
H1HS8B	8B. Where did you receive family planning counseling or services (Code all that apply): community health clinic

			Frequency	% of total	% of valid
Valid	0	not marked	795	3.83%	65.11%
	1	marked	426	2.05%	34.89%
		Total	1,221	5.89%	100%
Missing	7	legitimate skip	19521	94.1%	
	8	don't know	3	0.01%	
		Total	19,524	94.11%	

Valid	Invalid	Minimum	Maximum
1221	19524	0	1

###

Type	Code
Measurement Unit	numeric
H1HS8C	8C. Where did you receive family planning counseling or services (Code all that apply): school

			Frequency	% of total	% of valid
Valid	0	not marked	1048	5.05%	85.83%
	1	marked	173	0.83%	14.17%
	Total		1,221	5.89%	100%
Missing	7	legitimate skip	19521	94.1%	
	8	don't know	3	0.01%	
	Total		19,524	94.11%	

Valid	Invalid	Minimum	Maximum
1221	19524	0	1

### H1HS8D - S7Q8D LOCATION - HOSPITAL-W1

Type	Code
Measurement Unit	numeric
H1HS8D	8D. Where did you receive family planning counseling or services (Code all that apply): hospital

			Frequency	% of total	% of valid
Valid	0	not marked	1111	5.36%	90.99%
	1	marked	110	0.53%	9.01%
	Total		1,221	5.89%	100%
Missing	7	legitimate skip	19521	94.1%	
	8	don't know	3	0.01%	
	Total		19,524	94.11%	

Valid	Invalid	Minimum	Maximum
1221	19524	0	1

### H1HS8E - S7Q8E LOCATION - OTHER-W1

Type	Code
Measurement Unit	numeric
H1HS8E	8E. Where did you receive family planning counseling or services (Code all that apply): some other place

			Frequency	% of total	% of valid
--	--	--	-----------	------------	------------

Valid	0	not marked	934	4.5%	76.49%
	1	marked	287	1.38%	23.51%
		Total	1,221	5.89%	100%
Missing	7	legitimate skip	19521	94.1%	
	8	don't know	3	0.01%	
		Total	19,524	94.11%	

Valid	Invalid	Minimum	Maximum
1221	19524	0	1

### H1HS9 - S7Q9 TESTING/TREATMENT FOR STDs-W1

Type	Code
Measurement Unit	numeric
H1HS9	9. In the past year, have you received testing or treatment for a sexually transmitted disease or AIDS?

			Frequency	% of total	% of valid
Valid	0	no	19405	93.54%	93.8%
	1	yes	1283	6.18%	6.2%
		Total	20,688	99.73%	100%
Missing	6	refused	30	0.14%	
	8	don't know	27	0.13%	
		Total	57	0.27%	

Valid	Invalid	Minimum	Maximum
20688	57	0	1

### H1HS10A - S7Q10A LOCATION - PRIVATE DR-W1

Type	Code
Measurement Unit	numeric
H1HS10A	10A. Where did you receive this testing or treatment (Code all that apply): private doctor's office

			Frequency	% of total	% of valid
Valid	0	not marked	891	4.3%	69.45%
	1	marked	392	1.89%	30.55%
		Total	1,283	6.18%	100%
Missing	7	legitimate skip	19462	93.82%	
		Total	19,462	93.82%	



Valid	Invalid	Minimum	Maximum
1283	19462	0	1

### H1HS10B - S7Q10B LOCATION - HEALTH CLINIC-W1

Type	Code
Measurement Unit	numeric
H1HS10B	10B. Where did you receive this testing or treatment (Code all that apply): community health clinic

			Frequency	% of total	% of valid
Valid	0	not marked	794	3.83%	61.89%
	1	marked	489	2.36%	38.11%
Total			1,283	6.18%	100%
Missing	7	legitimate skip	19462	93.82%	
	Total		19,462	93.82%	

Valid	Invalid	Minimum	Maximum
1283	19462	0	1

### H1HS10C - S7Q10C LOCATION - SCHOOL-W1

Type	Code
Measurement Unit	numeric
H1HS10C	10C. Where did you receive this testing or treatment (Code all that apply): school

			Frequency	% of total	% of valid
Valid	0	not marked	1162	5.6%	90.57%
	1	marked	121	0.58%	9.43%
Total			1,283	6.18%	100%
Missing	7	legitimate skip	19462	93.82%	
	Total		19,462	93.82%	

Valid	Invalid	Minimum	Maximum
1283	19462	0	1

### H1HS10D - S7Q10D LOCATION - HOSPITAL-W1

Type	Code
Measurement Unit	numeric

H1HS10D	10D. Where did you receive this testing or treatment (Code all that apply): hospital
---------	---

			Frequency	% of total	% of valid
Valid	0	not marked	1037	5%	80.83%
	1	marked	246	1.19%	19.17%
Total			1,283	6.18%	100%
Missing	7	legitimate skip	19462	93.82%	
	Total		19,462	93.82%	

Valid	Invalid	Minimum	Maximum
1283	19462	0	1

### H1HS10E - S7Q10E LOCATION - OTHER-W1

Type	Code
Measurement Unit	numeric
H1HS10E	10E. Where did you receive this testing or treatment (Code all that apply): some other place

			Frequency	% of total	% of valid
Valid	0	not marked	1182	5.7%	92.13%
	1	marked	101	0.49%	7.87%
Total			1,283	6.18%	100%
Missing	7	legitimate skip	19462	93.82%	
	Total		19,462	93.82%	

Valid	Invalid	Minimum	Maximum
1283	19462	0	1

### H1HS11 - S7Q11 PRENATAL/POST PARTUM CARE-W1

Type	Code
Measurement Unit	numeric
H1HS11	11. [If respondent is female, ask Q11 and Q12:] In the past year, have you received prenatal/post partum health care?

			Frequency	% of total	% of valid
Valid	0	no	9918	47.81%	95.07%
	1	yes	514	2.48%	4.93%
Total			10,432	50.29%	100%

Missing	6	refused	14	0.07%	
	7	legitimate skip	10263	49.47%	
	8	don't know	36	0.17%	
		Total	10,313	49.71%	

Valid	Invalid	Minimum	Maximum
10432	10313	0	1

### H1HS12A - S7Q12A LOCATION - PRIVATE DR-W1

Type	Code
Measurement Unit	numeric
H1HS12A	12A. Where did you receive this care (Code all that apply): private doctor's office

			Frequency	% of total	% of valid
Valid	0	not marked	280	1.35%	54.47%
	1	marked	234	1.13%	45.53%
		Total	514	2.48%	100%
Missing	7	legitimate skip	20231	97.52%	
		Total	20,231	97.52%	

Valid	Invalid	Minimum	Maximum
514	20231	0	1

### H1HS12B - S7Q12B LOCATION - HEALTH CLINIC-W1

Type	Code
Measurement Unit	numeric
H1HS12B	12B. Where did you receive this care (Code all that apply): community health clinic

			Frequency	% of total	% of valid
Valid	0	not marked	352	1.7%	68.48%
	1	marked	162	0.78%	31.52%
		Total	514	2.48%	100%
Missing	7	legitimate skip	20231	97.52%	
		Total	20,231	97.52%	

Valid	Invalid	Minimum	Maximum
514	20231	0	1

 H1HS12C - S7Q12C LOCATION - SCHOOL-W1

Type	Code
Measurement Unit	numeric
H1HS12C	12C. Where did you receive this care (Code all that apply): school

			Frequency	% of total	% of valid
Valid	0	not marked	492	2.37%	95.72%
	1	marked	22	0.11%	4.28%
		Total	514	2.48%	100%
Missing	7	legitimate skip	20231	97.52%	
	Total		20,231	97.52%	

Valid	Invalid	Minimum	Maximum
514	20231	0	1

 H1HS12D - S7Q12D LOCATION - HOSPITAL-W1

Type	Code
Measurement Unit	numeric
H1HS12D	12D. Where did you receive this care (Code all that apply): hospital

			Frequency	% of total	% of valid
Valid	0	not marked	366	1.76%	71.21%
	1	marked	148	0.71%	28.79%
		Total	514	2.48%	100%
Missing	7	legitimate skip	20231	97.52%	
	Total		20,231	97.52%	

Valid	Invalid	Minimum	Maximum
514	20231	0	1

 H1HS12E - S7Q12E LOCATION - OTHER-W1

Type	Code
Measurement Unit	numeric
H1HS12E	12E. Where did you receive this care (Code all that apply): some other place

			Frequency	% of total	% of valid
Valid	0	not marked	498	2.4%	96.89%
	1	marked	16	0.08%	3.11%

		Total	514	2.48%	100%
Missing	7	legitimate skip	20231	97.52%	
		Total	20,231	97.52%	

Valid	Invalid	Minimum	Maximum
514	20231	0	1

### 

Type	Code
Measurement Unit	numeric
H1RP1	1. Do you agree or disagree with the following statement? Getting (If respondent is male, add: someone) pregnant at this time in your life is one of the worst things that could happen to you.

			Frequency	% of total	% of valid
Valid	1	strongly agree	8653	41.71%	57.78%
	2	agree	3814	18.39%	25.47%
	3	neither agree nor disagree	1326	6.39%	8.85%
	4	disagree	869	4.19%	5.8%
	5	strongly disagree	313	1.51%	2.09%
		Total	14,975	72.19%	100%
Missing	6	refused	24	0.12%	
	7	legitimate skip	5676	27.36%	
	8	don't know	69	0.33%	
	9	not applicable	1	0%	
		Total	5,770	27.81%	

Valid	Invalid	Minimum	Maximum
14975	5770	1	5

### 

Type	Code
Measurement Unit	numeric
H1RP2	2. Do you agree or disagree with the following statement? It wouldn't be all that bad if you got (If respondent is male, add: someone) pregnant at this time in your life.

			Frequency	% of total	% of valid
--	--	--	-----------	------------	------------

Valid	1	strongly agree	321	1.55%	2.14%
	2	agree	1115	5.37%	7.45%
	3	neither agree nor disagree	1487	7.17%	9.93%
	4	disagree	4812	23.2%	32.14%
	5	strongly disagree	7237	34.89%	48.34%
		Total	14,972	72.17%	100%
Missing	6	refused	23	0.11%	
	7	legitimate skip	5676	27.36%	
	8	don't know	73	0.35%	
	9	not applicable	1	0%	
		Total	5,773	27.83%	

Valid	Invalid	Minimum	Maximum
14972	5773	1	5

### 

Type	Code
Measurement Unit	numeric
H1RP3	3. Do you agree or disagree with the following statement? If you got the AIDS virus, you would suffer a great deal.

			Frequency	% of total	% of valid
Valid	1	strongly agree	9110	43.91%	60.9%
	2	agree	3739	18.02%	25%
	3	neither agree nor disagree	1240	5.98%	8.29%
	4	disagree	570	2.75%	3.81%
	5	strongly disagree	299	1.44%	2%
		Total	14,958	72.1%	100%
Missing	6	refused	21	0.1%	
	7	legitimate skip	5676	27.36%	
	8	don't know	90	0.43%	
		Total	5,787	27.9%	

Valid	Invalid	Minimum	Maximum
14958	5787	1	5

### 

Type	Code
Measurement Unit	numeric

H1RP4	4. Do you agree or disagree with the following statement? It would be a big hassle to do the things necessary to completely protect yourself from getting a sexually transmitted disease.
-------	---

			Frequency	% of total	% of valid
Valid	1	strongly agree	1300	6.27%	8.72%
	2	agree	1600	7.71%	10.74%
	3	neither agree nor disagree	1195	5.76%	8.02%
	4	disagree	4811	23.19%	32.28%
	5	strongly disagree	5996	28.9%	40.24%
Total			14,902	71.83%	100%
Missing	6	refused	26	0.13%	
	7	legitimate skip	5676	27.36%	
	8	don't know	140	0.67%	
	9	not applicable	1	0%	
Total			5,843	28.17%	

Valid	Invalid	Minimum	Maximum
14902	5843	1	5

### H1RP5 - S8Q5 RISK OF PREGNANCY W/O PROTECTION-W1

Type	Code
Measurement Unit	numeric
H1RP5	5. Imagine that sometime soon you were to have sexual intercourse with someone just once, but were unable to use any method of birth control for some reason. What is the chance that you would get (If respondent is male, add: your partner) pregnant?

			Frequency	% of total	% of valid
Valid	1	almost no chance	961	4.63%	6.47%
	2	some chance, but probably not	1828	8.81%	12.31%
	3	a 50-50 chance	6541	31.53%	44.03%
	4	a good chance	4153	20.02%	27.96%
	5	almost certain	1372	6.61%	9.24%
Total			14,855	71.61%	100%
Missing	6	refused	40	0.19%	
	7	legitimate skip	5676	27.36%	
	8	don't know	171	0.82%	
	9	not applicable	3	0.01%	
Total			5,890	28.39%	

Valid	Invalid	Minimum	Maximum

14855	5890	1	5
-------	------	---	---

### 

Type	Code
Measurement Unit	numeric
H1RP6	6. Suppose that sometime soon you had sexual intercourse for a whole month, as often as you wanted to, without using any protection. What is the chance that you would get the AIDS virus?

			Frequency	% of total	% of valid
Valid	1	almost no chance	1135	5.47%	7.65%
	2	some chance, but probably not	1700	8.19%	11.45%
	3	a 50-50 chance	3534	17.04%	23.81%
	4	a good chance	5272	25.41%	35.52%
	5	almost certain	3202	15.44%	21.57%
		Total	14,843	71.55%	100%
Missing	6	refused	48	0.23%	
	7	legitimate skip	5676	27.36%	
	8	don't know	174	0.84%	
	9	not applicable	4	0.02%	
		Total	5,902	28.45%	

Valid	Invalid	Minimum	Maximum
14843	5902	1	5

### 

Type	Code
Measurement Unit	numeric
H1SE1	1. If you wanted to use birth control, how sure are you that you could stop yourself and use birth control once you were highly aroused or turned on?

			Frequency	% of total	% of valid
Valid	1	very sure	7006	33.77%	47.74%
	2	moderately sure	3069	14.79%	20.91%
	3	neither sure nor unsure	2747	13.24%	18.72%
	4	moderately unsure	678	3.27%	4.62%
	5	very unsure	724	3.49%	4.93%
	6	I never want to use birth control	452	2.18%	3.08%
		Total	14,676	70.74%	100%



Missing	96	refused	89	0.43%	
	97	legitimate skip	5676	27.36%	
	98	don't know	299	1.44%	
	99	not applicable	5	0.02%	
		Total	6,069	29.26%	

Valid	Invalid	Minimum	Maximum
14676	6069	1	6

### H1SE2 - S9Q2 BIRTHCONTROL-ADVANCED PLANNING-W1

Type	Code
Measurement Unit	numeric
H1SE2	2. How sure are you that you could plan ahead to have some form of birth control available?

			Frequency	% of total	% of valid
Valid	1	very sure	8890	42.85%	60.15%
	2	moderately sure	3314	15.97%	22.42%
	3	neither sure nor unsure	1486	7.16%	10.05%
	4	moderately unsure	361	1.74%	2.44%
	5	very unsure	383	1.85%	2.59%
	6	I never want to use birth control	346	1.67%	2.34%
		Total	14,780	71.25%	100%
Missing	96	refused	68	0.33%	
	97	legitimate skip	5676	27.36%	
	98	don't know	216	1.04%	
	99	not applicable	5	0.02%	
		Total	5,965	28.75%	

Valid	Invalid	Minimum	Maximum
14780	5965	1	6

### H1SE3 - S9Q3 RESIST SEX IF NO BIRTH CONTROL-W1

Type	Code
Measurement Unit	numeric
H1SE3	3. How sure are you that you could resist sexual intercourse if your partner did not want to use some form of birth control?

			Frequency	% of total	% of valid
--	--	--	-----------	------------	------------

Valid	1	very sure	8191	39.48%	55.39%
	2	moderately sure	2665	12.85%	18.02%
	3	neither sure nor unsure	2233	10.76%	15.1%
	4	moderately unsure	706	3.4%	4.77%
	5	very unsure	772	3.72%	5.22%
	6	I never want to use birth control	221	1.07%	1.49%
		Total	14,788	71.28%	100%
Missing	96	refused	60	0.29%	
	97	legitimate skip	5676	27.36%	
	98	don't know	216	1.04%	
	99	not applicable	5	0.02%	
		Total	5,957	28.72%	

Valid	Invalid	Minimum	Maximum
14788	5957	1	6

### 

Type	Code
Measurement Unit	numeric
H1SE4	4. Compared with other people your age, how intelligent are you?

			Frequency	% of total	% of valid
Valid	1	moderately below average	271	1.31%	1.31%
	2	slightly below average	1022	4.93%	4.95%
	3	about average	8213	39.59%	39.78%
	4	slightly above average	4459	21.49%	21.6%
	5	moderately above average	5331	25.7%	25.82%
	6	extremely above average	1348	6.5%	6.53%
		Total	20,644	99.51%	100%
Missing	96	refused	31	0.15%	
	98	don't know	70	0.34%	
		Total	101	0.49%	

Valid	Invalid	Minimum	Maximum
20644	101	1	6

### 

Type	Code
Measurement Unit	numeric

H1FS1	1. How often was the following true during the past week? You were bothered by things that don't usually bother you.
-------	--

			Frequency	% of total	% of valid
Valid	0	never or rarely	12143	58.53%	58.71%
	1	sometimes	6752	32.55%	32.65%
	2	a lot of the time	1355	6.53%	6.55%
	3	most of the time or all of the time	433	2.09%	2.09%
		Total	20,683	99.7%	100%
Missing	6	refused	27	0.13%	
	8	don't know	34	0.16%	
	9	not applicable	1	0%	
		Total	62	0.3%	

Valid	Invalid	Minimum	Maximum
20683	62	0	3

### H1FS2 - S10Q2 POOR APPETITE-W1

Type	Code
Measurement Unit	numeric
H1FS2	2. How often was the following true during the past week? You didn't feel like eating, your appetite was poor.

			Frequency	% of total	% of valid
Valid	0	never or rarely	13166	63.47%	63.61%
	1	sometimes	5668	27.32%	27.38%
	2	a lot of the time	1441	6.95%	6.96%
	3	most of the time or all of the time	423	2.04%	2.04%
		Total	20,698	99.77%	100%
Missing	6	refused	24	0.12%	
	8	don't know	23	0.11%	
		Total	47	0.23%	

Valid	Invalid	Minimum	Maximum
20698	47	0	3

### H1FS3 - S10Q3 HAD THE BLUES-W1

Type	Code
Measurement Unit	numeric

H1FS3	3. How often was the following true during the past week? You felt that you could not shake off the blues, even with help from your family and your friends.
-------	--

			Frequency	% of total	% of valid
Valid	0	never or rarely	14474	69.77%	70%
	1	sometimes	4429	21.35%	21.42%
	2	a lot of the time	1293	6.23%	6.25%
	3	most of the time or all of the time	481	2.32%	2.33%
Total			20,677	99.67%	100%
Missing	6	refused	23	0.11%	
	8	don't know	45	0.22%	
Total			68	0.33%	

Valid	Invalid	Minimum	Maximum
20677	68	0	3

### H1FS4 - S10Q4 JUST AS GOOD AS OTHER PEOPLE-W1

Type	Code
Measurement Unit	numeric
H1FS4	4. How often was the following true during the past week? You felt you were just as good as other people.

			Frequency	% of total	% of valid
Valid	0	never or rarely	2462	11.87%	11.9%
	1	sometimes	4682	22.57%	22.64%
	2	a lot of the time	6545	31.55%	31.65%
	3	most of the time or all of the time	6993	33.71%	33.81%
Total			20,682	99.7%	100%
Missing	6	refused	25	0.12%	
	8	don't know	38	0.18%	
Total			63	0.3%	

Valid	Invalid	Minimum	Maximum
20682	63	0	3

### H1FS5 - S10Q5 TROUBLE KEEPING MIND FOCUSED-W1

Type	Code
Measurement Unit	numeric

H1FS5	5. How often was the following true during the past week? You had trouble keeping your mind on what you were doing.
-------	---

			Frequency	% of total	% of valid
Valid	0	never or rarely	8105	39.07%	39.17%
	1	sometimes	8983	43.3%	43.42%
	2	a lot of the time	2690	12.97%	13%
	3	most of the time or all of the time	912	4.4%	4.41%
		Total	20,690	99.73%	100%
Missing	6	refused	24	0.12%	
	8	don't know	31	0.15%	
		Total	55	0.27%	

Valid	Invalid	Minimum	Maximum
20690	55	0	3

### H1FS6 - S10Q6 FELT DEPRESSED-W1

Type	Code
Measurement Unit	numeric
H1FS6	6. How often was the following true during the past week? You felt depressed.

			Frequency	% of total	% of valid
Valid	0	never or rarely	12338	59.47%	59.62%
	1	sometimes	6192	29.85%	29.92%
	2	a lot of the time	1539	7.42%	7.44%
	3	most of the time or all of the time	624	3.01%	3.02%
		Total	20,693	99.75%	100%
Missing	6	refused	25	0.12%	
	8	don't know	27	0.13%	
		Total	52	0.25%	

Valid	Invalid	Minimum	Maximum
20693	52	0	3

### H1FS7 - S10Q7 TOO TIRED TO DO THINGS-W1

Type	Code
Measurement Unit	numeric

H1FS7	7. How often was the following true during the past week? You felt that you were too tired to do things.
-------	--

			Frequency	% of total	% of valid
Valid	0	never or rarely	8542	41.18%	41.27%
	1	sometimes	9425	45.43%	45.54%
	2	a lot of the time	2149	10.36%	10.38%
	3	most of the time or all of the time	581	2.8%	2.81%
Total			20,697	99.77%	100%
Missing	6	refused	24	0.12%	
	8	don't know	24	0.12%	
Total			48	0.23%	

Valid	Invalid	Minimum	Maximum
20697	48	0	3

### H1FS8 - S10Q8 HOPEFUL ABOUT THE FUTURE-W1

Type	Code
Measurement Unit	numeric
H1FS8	8. How often was the following true during the past week? You felt hopeful about the future.

			Frequency	% of total	% of valid
Valid	0	never or rarely	2412	11.63%	11.67%
	1	sometimes	5378	25.92%	26.03%
	2	a lot of the time	6871	33.12%	33.25%
	3	most of the time or all of the time	6001	28.93%	29.04%
Total			20,662	99.6%	100%
Missing	6	refused	26	0.13%	
	8	don't know	57	0.27%	
Total			83	0.4%	

Valid	Invalid	Minimum	Maximum
20662	83	0	3

### H1FS9 - S10Q9 LIFE HAD BEEN A FAILURE-W1

Type	Code
Measurement Unit	numeric

H1FS9	9. How often was the following true during the past week? You thought your life had been a failure.
-------	---

			Frequency	% of total	% of valid
Valid	0	never or rarely	17044	82.16%	82.45%
	1	sometimes	2809	13.54%	13.59%
	2	a lot of the time	541	2.61%	2.62%
	3	most of the time or all of the time	277	1.34%	1.34%
Total			20,671	99.64%	100%
Missing	6	refused	30	0.14%	
	8	don't know	44	0.21%	
Total			74	0.36%	

Valid	Invalid	Minimum	Maximum
20671	74	0	3

### H1FS10 - S10Q10 FEARFUL-W1

Type	Code
Measurement Unit	numeric
H1FS10	10. How often was the following true during the past week? You felt fearful.

			Frequency	% of total	% of valid
Valid	0	never or rarely	14832	71.5%	71.69%
	1	sometimes	5096	24.56%	24.63%
	2	a lot of the time	558	2.69%	2.7%
	3	most of the time or all of the time	203	0.98%	0.98%
Total			20,689	99.73%	100%
Missing	6	refused	28	0.13%	
	8	don't know	28	0.13%	
Total			56	0.27%	

Valid	Invalid	Minimum	Maximum
20689	56	0	3

### H1FS11 - S10Q11 HAPPY-W1

Type	Code
Measurement Unit	numeric
H1FS11	11. How often was the following true during the past week? You were happy.

			Frequency	% of total	% of valid
Valid	0	never or rarely	620	2.99%	3%
	1	sometimes	4178	20.14%	20.18%
	2	a lot of the time	8564	41.28%	41.37%
	3	most of the time or all of the time	7339	35.38%	35.45%
Total			20,701	99.79%	100%
Missing	6	refused	23	0.11%	
	8	don't know	21	0.1%	
Total			44	0.21%	

Valid	Invalid	Minimum	Maximum
20701	44	0	3

### 

Type	Code
Measurement Unit	numeric
H1FS12	12. How often was the following true during the past week? You talked less than usual.

			Frequency	% of total	% of valid
Valid	0	never or rarely	11297	54.46%	54.6%
	1	sometimes	7229	34.85%	34.94%
	2	a lot of the time	1606	7.74%	7.76%
	3	most of the time or all of the time	557	2.68%	2.69%
Total			20,689	99.73%	100%
Missing	6	refused	25	0.12%	
	8	don't know	31	0.15%	
Total			56	0.27%	

Valid	Invalid	Minimum	Maximum
20689	56	0	3

### 

Type	Code
Measurement Unit	numeric
H1FS13	13. How often was the following true during the past week? You felt lonely.

			Frequency	% of total	% of valid
--	--	--	-----------	------------	------------



Valid	0	never or rarely	13021	62.77%	62.93%
	1	sometimes	5935	28.61%	28.68%
	2	a lot of the time	1269	6.12%	6.13%
	3	most of the time or all of the time	466	2.25%	2.25%
		Total	20,691	99.74%	100%
Missing	6	refused	26	0.13%	
	8	don't know	28	0.13%	
		Total	54	0.26%	

Valid	Invalid	Minimum	Maximum
20691	54	0	3

### 

Type	Code
Measurement Unit	numeric
H1FS14	14. How often was the following true during the past week? People were unfriendly to you.

			Frequency	% of total	% of valid
Valid	0	never or rarely	13611	65.61%	65.78%
	1	sometimes	6039	29.11%	29.19%
	2	a lot of the time	764	3.68%	3.69%
	3	most of the time or all of the time	278	1.34%	1.34%
		Total	20,692	99.74%	100%
Missing	6	refused	26	0.13%	
	8	don't know	27	0.13%	
		Total	53	0.26%	

Valid	Invalid	Minimum	Maximum
20692	53	0	3

### 

Type	Code
Measurement Unit	numeric
H1FS15	15. How often was the following true during the past week? You enjoyed life.

			Frequency	% of total	% of valid
--	--	--	-----------	------------	------------

Valid	0	never or rarely	870	4.19%	4.2%
	1	sometimes	3688	17.78%	17.82%
	2	a lot of the time	6638	32%	32.08%
	3	most of the time or all of the time	9497	45.78%	45.89%
		Total	20,693	99.75%	100%
Missing	6	refused	27	0.13%	
	8	don't know	25	0.12%	
		Total	52	0.25%	

Valid	Invalid	Minimum	Maximum
20693	52	0	3

### H1FS16 - S10Q16 FELT SAD-W1

Type	Code
Measurement Unit	numeric
H1FS16	16. How often was the following true during the past week? You felt sad.

			Frequency	% of total	% of valid
Valid	0	never or rarely	10471	50.47%	50.59%
	1	sometimes	8657	41.73%	41.83%
	2	a lot of the time	1175	5.66%	5.68%
	3	most of the time or all of the time	395	1.9%	1.91%
		Total	20,698	99.77%	100%
Missing	6	refused	25	0.12%	
	8	don't know	22	0.11%	
		Total	47	0.23%	

Valid	Invalid	Minimum	Maximum
20698	47	0	3

### H1FS17 - S10Q17 FELT PEOPLE DISLIKE YOU-W1

Type	Code
Measurement Unit	numeric
H1FS17	17. How often was the following true during the past week? You felt that people disliked you.

			Frequency	% of total	% of valid
--	--	--	-----------	------------	------------

Valid	0	never or rarely	13474	64.95%	65.14%
	1	sometimes	6085	29.33%	29.42%
	2	a lot of the time	828	3.99%	4%
	3	most of the time or all of the time	298	1.44%	1.44%
		Total	20,685	99.71%	100%
Missing	6	refused	28	0.13%	
	8	don't know	32	0.15%	
		Total	60	0.29%	

Valid	Invalid	Minimum	Maximum
20685	60	0	3

### H1FS18 - S10Q18 HARD TO START DOING THINGS-W1

Type	Code
Measurement Unit	numeric
H1FS18	18. How often was the following true during the past week? It was hard to get started doing things.

			Frequency	% of total	% of valid
Valid	0	never or rarely	9789	47.19%	47.31%
	1	sometimes	8992	43.35%	43.46%
	2	a lot of the time	1562	7.53%	7.55%
	3	most of the time or all of the time	348	1.68%	1.68%
		Total	20,691	99.74%	100%
Missing	6	refused	26	0.13%	
	8	don't know	28	0.13%	
		Total	54	0.26%	

Valid	Invalid	Minimum	Maximum
20691	54	0	3

### H1FS19 - S10Q19 LIFE NOT WORTH LIVING-W1

Type	Code
Measurement Unit	numeric
H1FS19	19. How often was the following true during the past week? You felt life was not worth living.

	Frequency	% of total	% of valid
--	-----------	------------	------------

Valid	0	never or rarely	18088	87.19%	87.45%
	1	sometimes	1911	9.21%	9.24%
	2	a lot of the time	450	2.17%	2.18%
	3	most of the time or all of the time	234	1.13%	1.13%
		Total	20,683	99.7%	100%
Missing	6	refused	28	0.13%	
	8	don't know	34	0.16%	
		Total	62	0.3%	

Valid	Invalid	Minimum	Maximum
20683	62	0	3

### H1HR2A - S11Q2A HH MEMBER 1-GENDER-W1

Type	Code
Measurement Unit	numeric
H1HR2A	2A. 1st Household Member: Is {NAME} male or female?

			Frequency	% of total	% of valid
Valid	1	male	7928	38.22%	38.38%
	2	female	12729	61.36%	61.62%
		Total	20,657	99.58%	100%
Missing	6	refused	26	0.13%	
	7	legitimate skip	45	0.22%	
	8	don't know	16	0.08%	
	9	not applicable	1	0%	
		Total	88	0.42%	

Valid	Invalid	Minimum	Maximum
20657	88	1	2

### H1HR3A - S11Q3A HH MEMBER 1-RELATION TO YOU-W1

Type	Code
Measurement Unit	numeric
H1HR3A	3A. 1st Household Member: What is {NAME}'s relationship to you?

	Frequency	% of total	% of valid
--	-----------	------------	------------

Valid	1	wife or husband	57	0.27%	0.28%
	2	partner	92	0.44%	0.45%
	3	son	15	0.07%	0.07%
	4	daughter	19	0.09%	0.09%
	5	brother	1355	6.53%	6.56%
	6	brother's wife	4	0.02%	0.02%
	7	brother's partner	5	0.02%	0.02%
	8	sister	1325	6.39%	6.42%
	9	sister's husband	10	0.05%	0.05%
	10	sister's partner	4	0.02%	0.02%
	11	father	5815	28.03%	28.15%
	12	father's wife	24	0.12%	0.12%
	13	father's partner	10	0.05%	0.05%
	14	mother	10348	49.88%	50.1%
	15	mother's husband	111	0.54%	0.54%
	16	mother's partner	38	0.18%	0.18%
	17	father-in-law	6	0.03%	0.03%
	18	mother-in-law	4	0.02%	0.02%
	19	grandfather	126	0.61%	0.61%
	20	grandmother	492	2.37%	2.38%
	21	great-grandfather	1	0%	0%
	22	great-grandmother	12	0.06%	0.06%
	23	uncle	78	0.38%	0.38%
	24	aunt	205	0.99%	0.99%
	25	cousin	112	0.54%	0.54%
	26	nephew	9	0.04%	0.04%
	27	niece	9	0.04%	0.04%
	28	other relative	45	0.22%	0.22%
	29	other non-relative	323	1.56%	1.56%
		Total	20,654	99.56%	100%
Missing	96	refused	28	0.13%	
	97	legitimate skip	45	0.22%	
	98	don't know	17	0.08%	
	99	not applicable	1	0%	
		Total	91	0.44%	

Valid	Invalid	Minimum	Maximum
20654	91	1	29



Type	Code
------	------

Measurement Unit	numeric
H1HR4A	4A. 1st Household Member: [If relative ="son" or "daughter":] Which description best fits {NAME}'s relationship to you?

			Frequency	% of total	% of valid
Valid	1	biological son	15	0.07%	44.12%
	2	step son	0	0%	0%
	3	adopted son	0	0%	0%
	4	step/adopted son	0	0%	0%
	5	foster son	0	0%	0%
	6	other	0	0%	0%
	7	biological daughter	19	0.09%	55.88%
	8	step daughter	0	0%	0%
	9	adopted daughter	0	0%	0%
	10	step/adopted daughter	0	0%	0%
	11	foster daughter	0	0%	0%
	12	other	0	0%	0%
		Total	34	0.16%	100%
Missing	97	legitimate skip	20711	99.84%	
		Total	20,711	99.84%	

Valid	Invalid	Minimum	Maximum
34	20711	1	7

### H1HR5A - S11Q5A HH MEMBER 1-SIBLING-W1

Type	Code
Measurement Unit	numeric
H1HR5A	5A. 1st Household Member: [If relative="brother" or "sister":] Which description best fits {NAME}'s relationship to you?

			Frequency	% of total	% of valid
--	--	--	-----------	------------	------------

Valid	1	full brother	1132	5.46%	42.25%
	2	half-brother	145	0.7%	5.41%
	3	step brother	37	0.18%	1.38%
	4	adoptive brother	31	0.15%	1.16%
	5	foster brother	5	0.02%	0.19%
	6	other	5	0.02%	0.19%
	7	full sister	1103	5.32%	41.17%
	8	half-sister	154	0.74%	5.75%
	9	step sister	30	0.14%	1.12%
	10	adoptive sister	31	0.15%	1.16%
	11	foster sister	3	0.01%	0.11%
	12	other	3	0.01%	0.11%
		Total	2,679	12.91%	100%
Missing	96	refused	1	0%	
	97	legitimate skip	18065	87.08%	
		Total	18,066	87.09%	

Valid	Invalid	Minimum	Maximum
2679	18066	1	12

### H1HR6A - S11Q6A HH MEMBER 1-PARENT-W1

Type	Code
Measurement Unit	numeric
H1HR6A	6A. 1st Household Member: [If relative="father" or "mother":] Which description best fits {NAME}'s relationship to you?

			Frequency	% of total	% of valid
Valid	1	biological father	5173	24.94%	32%
	2	stepfather	368	1.77%	2.28%
	3	adoptive father	223	1.07%	1.38%
	4	step/adoptive father	30	0.14%	0.19%
	5	foster father	14	0.07%	0.09%
	6	other	6	0.03%	0.04%
	7	biological mother	9855	47.51%	60.97%
	8	step mother	138	0.67%	0.85%
	9	adoptive mother	297	1.43%	1.84%
	10	step/adoptive mother	8	0.04%	0.05%
	11	foster mother	37	0.18%	0.23%
	12	other	15	0.07%	0.09%
		Total	16,164	77.92%	100%

Missing	96	refused	1	0%	
	97	legitimate skip	4580	22.08%	
		Total	4,581	22.08%	

Valid	Invalid	Minimum	Maximum
16164	4581	1	12

### H1HR7A - S11Q7A HH MEMBER 1-AGE-W1

Type	Numeric (Double)
H1HR7A	7A. 1st Household Member: How old is {NAME}? If less than a year enter "0."

			Frequency	% of total	% of valid
Missing	.	missing	1	0%	
	996	refused	44	0.21%	
	997	legitimate skip	45	0.22%	
	998	don't know	327	1.58%	
	999	not applicable	3	0.01%	
		Total	420	2.02%	

Valid	Invalid	Minimum	Maximum	Mean	StdDev
20325	420	0	91	38.821569...	12.297797...

### H1HR8A - S11Q8A HH MEMBER 1-APPROXIMATE AGE-W1

Type	Numeric (Double)
H1HR8A	8A. 1st Household Member: About how old is {NAME}?

			Frequency	% of total	% of valid
Missing	996	refused	1	0%	
	997	legitimate skip	20418	98.42%	
	998	don't know	94	0.45%	
		Total	20,513	98.88%	

Valid	Invalid	Minimum	Maximum	Mean	StdDev
232	20513	19	75	42.512931...	8.2828674...

### H1HR9A - S11Q9A HH MEMBER 1-SAME HH-W1

Type	Code
Measurement Unit	numeric
H1HR9A	9A. 1st Household Member: Have you and {NAME} always lived in the same household?



			Frequency	% of total	% of valid
Valid	0	no	3634	17.52%	17.6%
	1	yes	17019	82.04%	82.4%
Total			20,653	99.56%	100%
Missing	6	refused	30	0.14%	
	7	legitimate skip	45	0.22%	
	8	don't know	16	0.08%	
	9	not applicable	1	0%	
Total			92	0.44%	

Valid	Invalid	Minimum	Maximum
20653	92	0	1

### H1HR10A - S11Q10A HH MEMBER 1-YRS IN SAME HH-W1

Type	Numeric (Double)
H1HR10A	10A. 1st Household Member: For how many years have you and {NAME} lived in the same household? Enter "0" if less than a year.
OutputVariableName	If refused or don't know, skip the next household member or to Q12.

			Frequency	% of total	% of valid
Missing	96	refused	31	0.15%	
	97	legitimate skip	17064	82.26%	
	98	don't know	27	0.13%	
	99	not applicable	1	0%	
Total			17,123	82.54%	

Valid	Invalid	Minimum	Maximum	Mean	StdDev
3622	17123	0	19	6.9075096...	5.5270671...

### H1HR11A - S11Q11A HH MEMBER 1-MOS IN SAME HH-W1

Type	Numeric (Double)
H1HR11A	11A. 1st Household Member: For how many months have you and {NAME} lived in the same household?

			Frequency	% of total	% of valid
Missing	97	legitimate skip	20231	97.52%	
	99	not applicable	1	0%	
Total			20,232	97.53%	

Valid	Invalid	Minimum	Maximum	Mean	StdDev
513	20232	0	11	4.2456140...	2.9656406...

 H1HR2B - S11Q2B HH MEMBER 2-GENDER-W1

Type	Code
Measurement Unit	numeric
H1HR2B	2B. 2nd Household Member: Is {NAME} male or female?

			Frequency	% of total	% of valid
Valid	1	male	9971	48.06%	50.87%
	2	female	9629	46.42%	49.13%
Total			19,600	94.48%	100%
Missing	6	refused	22	0.11%	
	7	legitimate skip	1109	5.35%	
	8	don't know	13	0.06%	
	9	not applicable	1	0%	
Total			1,145	5.52%	

Valid	Invalid	Minimum	Maximum
19600	1145	1	2

 H1HR3B - S11Q3B HH MEMBER 2-RELATION TO YOU-W1

Type	Code
Measurement Unit	numeric
H1HR3B	3B. 2nd Household Member: What is {NAME}'s relationship to you?

			Frequency	% of total	% of valid
--	--	--	-----------	------------	------------

Valid	1	wife or husband	14	0.07%	0.07%
	2	partner	43	0.21%	0.22%
	3	son	43	0.21%	0.22%
	4	daughter	29	0.14%	0.15%
	5	brother	2598	12.52%	13.26%
	6	brother's wife	11	0.05%	0.06%
	7	brother's partner	6	0.03%	0.03%
	8	sister	2470	11.91%	12.6%
	9	sister's husband	26	0.13%	0.13%
	10	sister's partner	9	0.04%	0.05%
	11	father	5861	28.25%	29.91%
	12	father's wife	62	0.3%	0.32%
	13	father's partner	44	0.21%	0.22%
	14	mother	6060	29.21%	30.92%
	15	mother's husband	291	1.4%	1.48%
	16	mother's partner	231	1.11%	1.18%
	17	father-in-law	8	0.04%	0.04%
	18	mother-in-law	11	0.05%	0.06%
	19	grandfather	182	0.88%	0.93%
	20	grandmother	346	1.67%	1.77%
	21	great-grandfather	1	0%	0.01%
	22	great-grandmother	10	0.05%	0.05%
	23	uncle	207	1%	1.06%
	24	aunt	199	0.96%	1.02%
	25	cousin	223	1.07%	1.14%
	26	nephew	37	0.18%	0.19%
	27	niece	32	0.15%	0.16%
	28	other relative	79	0.38%	0.4%
	29	other non-relative	465	2.24%	2.37%
		Total	19,598	94.47%	100%
Missing	96	refused	23	0.11%	
	97	legitimate skip	1109	5.35%	
	98	don't know	13	0.06%	
	99	not applicable	2	0.01%	
		Total	1,147	5.53%	

Valid	Invalid	Minimum	Maximum
19598	1147	1	29



Type	Code
------	------

Measurement Unit	numeric
H1HR4B	4B. 2nd Household Member: [If relative="son" or "daughter":] Which description best fits {NAME}'s relationship to you?

			Frequency	% of total	% of valid
Valid	1	biological son	37	0.18%	51.39%
	2	step son	5	0.02%	6.94%
	6	other	1	0%	1.39%
	7	biological daughter	26	0.13%	36.11%
	8	step daughter	2	0.01%	2.78%
	12	other	1	0%	1.39%
Total			72	0.35%	100%
Missing	97	legitimate skip	20673	99.65%	
	Total		20,673	99.65%	

Valid	Invalid	Minimum	Maximum
72	20673	1	12

### H1HR5B - S11Q5B HH MEMBER 2-SIBLING-W1

Type	Code
Measurement Unit	numeric
H1HR5B	5B. 2nd Household Member: [If relative="brother" or "sister":] Which description best fits {NAME}'s relationship to you?

			Frequency	% of total	% of valid
Valid	1	full brother	2025	9.76%	39.96%
	2	half-brother	456	2.2%	9%
	3	step brother	40	0.19%	0.79%
	4	adoptive brother	50	0.24%	0.99%
	5	foster brother	19	0.09%	0.37%
	6	other	8	0.04%	0.16%
	7	full sister	1925	9.28%	37.99%
	8	half-sister	451	2.17%	8.9%
	9	step sister	33	0.16%	0.65%
	10	adoptive sister	43	0.21%	0.85%
	11	foster sister	12	0.06%	0.24%
	12	other	5	0.02%	0.1%
Total			5,067	24.43%	100%
Missing	97	legitimate skip	15677	75.57%	
	98	don't know	1	0%	
	Total		15,678	75.57%	

Valid	Invalid	Minimum	Maximum
5067	15678	1	12

### H1HR6B - S11Q6B HH MEMBER 2-PARENT-W1

Type	Code
Measurement Unit	numeric
H1HR6B	6B. 2nd Household Member: [If relative="father" or "mother":] Which description best fits {NAME}'s relationship to you?

			Frequency	% of total	% of valid
Valid	1	biological father	4669	22.51%	39.16%
	2	stepfather	878	4.23%	7.36%
	3	adoptive father	240	1.16%	2.01%
	4	step/adoptive father	49	0.24%	0.41%
	5	foster father	13	0.06%	0.11%
	6	other	12	0.06%	0.1%
	7	biological mother	5610	27.04%	47.06%
	8	step mother	224	1.08%	1.88%
	9	adoptive mother	195	0.94%	1.64%
	10	step/adoptive mother	12	0.06%	0.1%
	11	foster mother	14	0.07%	0.12%
	12	other	6	0.03%	0.05%
		Total	11,922	57.47%	100%
Missing	96	refused	1	0%	
	97	legitimate skip	8822	42.53%	
		Total	8,823	42.53%	

Valid	Invalid	Minimum	Maximum
11922	8823	1	12

### H1HR7B - S11Q7B HH MEMBER 2-AGE-W1

Type	Numeric (Double)
H1HR7B	7B. 2nd Household Member: How old is {NAME}?

			Frequency	% of total	% of valid
Missing	.	missing	1	0%	
	996	refused	31	0.15%	
	997	legitimate skip	1109	5.35%	
	998	don't know	233	1.12%	
	999	not applicable	3	0.01%	
		Total	1,377	6.64%	

Valid	Invalid	Minimum	Maximum	Mean	StdDev
19368	1377	0	120	35.008741...	15.157668...

### H1HR8B - S11Q8B HH MEMBER 2-APPROXIMATE AGE-W1

Type	Numeric (Double)
H1HR8B	8B. 2nd Household Member: About how old is {NAME}?

			Frequency	% of total	% of valid
Missing	997	legitimate skip	20512	98.88%	
	998	don't know	75	0.36%	
Total			20,587	99.24%	

Valid	Invalid	Minimum	Maximum	Mean	StdDev
158	20587	8	84	43.841772...	10.340398...

### H1HR9B - S11Q9B HH MEMBER 2-SAME HH-W1

Type	Code
Measurement Unit	numeric
H1HR9B	9B. 2nd Household Member: Have you and {NAME} always lived in the same household?

			Frequency	% of total	% of valid
Valid	0	no	4522	21.8%	23.07%
	1	yes	15076	72.67%	76.93%
Total			19,598	94.47%	100%
Missing	6	refused	22	0.11%	
	7	legitimate skip	1109	5.35%	
	8	don't know	13	0.06%	
	9	not applicable	3	0.01%	
Total			1,147	5.53%	

Valid	Invalid	Minimum	Maximum
19598	1147	0	1

### H1HR10B - S11Q10B HH MEMBER 2-YRS IN SAME HH-W1

Type	Numeric (Double)
H1HR10B	10B. 2nd Household Member: For how many years have you and {NAME} lived in the same household?
OutputVariableName	If refused or don't know, skip the next household member or to Q12.

			Frequency	% of total	% of valid
Missing	96	refused	23	0.11%	
	97	legitimate skip	16185	78.02%	
	98	don't know	39	0.19%	
	99	not applicable	2	0.01%	
Total			16,249	78.33%	

Valid	Invalid	Minimum	Maximum	Mean	StdDev
4496	16249	0	20	6.1125444...	5.1007001...

### H1HR11B - S11Q11B HH MEMBER 2-MOS IN SAME HH-W1

Type	Numeric (Double)
H1HR11B	11B. 2nd Household Member: For how many months have you and {NAME} lived in the same household?

			Frequency	% of total	% of valid
Missing	96	refused	1	0%	
	97	legitimate skip	20108	96.93%	
	98	don't know	1	0%	
	99	not applicable	1	0%	
Total			20,111	96.94%	

Valid	Invalid	Minimum	Maximum	Mean	StdDev
634	20111	0	11	4.3611987...	2.9283938...

### H1HR2C - S11Q2C HH MEMBER 3-GENDER-W1

Type	Code
Measurement Unit	numeric
H1HR2C	2C. 3rd Household Member: Is {NAME} male or female?

			Frequency	% of total	% of valid
Valid	1	male	8374	40.37%	52.42%
	2	female	7601	36.64%	47.58%
	Total		15,975	77.01%	100%
Missing	6	refused	20	0.1%	
	7	legitimate skip	4739	22.84%	
	8	don't know	11	0.05%	
	Total		4,770	22.99%	

Valid	Invalid	Minimum	Maximum
15975	4770	1	2

 H1HR3C - S11Q3C HH MEMBER 3-RELATION TO YOU-W1

Type	Code
Measurement Unit	numeric
H1HR3C	3C. 3rd Household Member: What is {NAME}'s relationship to you?

			Frequency	% of total	% of valid
Valid	1	wife or husband	11	0.05%	0.07%
	2	partner	30	0.14%	0.19%
	3	son	34	0.16%	0.21%
	4	daughter	33	0.16%	0.21%
	5	brother	6099	29.4%	38.18%
	6	brother's wife	11	0.05%	0.07%
	7	brother's partner	8	0.04%	0.05%
	8	sister	5424	26.15%	33.95%
	9	sister's husband	10	0.05%	0.06%
	10	sister's partner	4	0.02%	0.03%
	11	father	1139	5.49%	7.13%
	12	father's wife	11	0.05%	0.07%
	13	father's partner	7	0.03%	0.04%
	14	mother	1160	5.59%	7.26%
	15	mother's husband	50	0.24%	0.31%
	16	mother's partner	112	0.54%	0.7%
	17	father-in-law	3	0.01%	0.02%
	18	mother-in-law	3	0.01%	0.02%
	19	grandfather	119	0.57%	0.74%
	20	grandmother	235	1.13%	1.47%
	21	great-grandfather	4	0.02%	0.03%
	22	great-grandmother	10	0.05%	0.06%
	23	uncle	202	0.97%	1.26%
	24	aunt	185	0.89%	1.16%
	25	cousin	380	1.83%	2.38%
	26	nephew	89	0.43%	0.56%
	27	niece	77	0.37%	0.48%
	28	other relative	57	0.27%	0.36%
	29	other non-relative	468	2.26%	2.93%
		Total	15,975	77.01%	100%
Missing	96	refused	20	0.1%	
	97	legitimate skip	4739	22.84%	
	98	don't know	11	0.05%	
		Total	4,770	22.99%	



Valid	Invalid	Minimum	Maximum
15975	4770	1	29

### H1HR4C - S11Q4C HH MEMBER 3-OFFSPRING-W1

Type	Code
Measurement Unit	numeric
H1HR4C	4C. 3rd Household Member: [If relative="son" or "daughter":] Which description best fits {NAME}'s relationship to you?

			Frequency	% of total	% of valid
Valid	1	biological son	33	0.16%	49.25%
	6	other	1	0%	1.49%
	7	biological daughter	29	0.14%	43.28%
	8	step daughter	3	0.01%	4.48%
	12	other	1	0%	1.49%
		Total	67	0.32%	100%
Missing	97	legitimate skip	20678	99.68%	
		Total	20,678	99.68%	

Valid	Invalid	Minimum	Maximum
67	20678	1	12

### H1HR5C - S11Q5C HH MEMBER 3-SIBLING-W1

Type	Code
Measurement Unit	numeric
H1HR5C	5C. 3rd Household Member: [If relative="brother" or "sister":] Which description best fits {NAME}'s relationship to you?

			Frequency	% of total	% of valid
Valid	1	full brother	4982	24.02%	43.23%
	2	half-brother	754	3.63%	6.54%
	3	step brother	184	0.89%	1.6%
	4	adoptive brother	140	0.67%	1.21%
	5	foster brother	30	0.14%	0.26%
	6	other	9	0.04%	0.08%
	7	full sister	4456	21.48%	38.66%
	8	half-sister	676	3.26%	5.87%
	9	step sister	129	0.62%	1.12%
	10	adoptive sister	136	0.66%	1.18%
	11	foster sister	20	0.1%	0.17%
	12	other	9	0.04%	0.08%

		Total	11,525	55.56%	100%
Missing	97	legitimate skip	9220	44.44%	
		Total	9,220	44.44%	

Valid	Invalid	Minimum	Maximum
11525	9220	1	12

### H1HR6C - S11Q6C HH MEMBER 3-PARENT-W1

Type	Code
Measurement Unit	numeric
H1HR6C	6C. 3rd Household Member: [If relative="father" or "mother":] Which description best fits {NAME}'s relationship to you?

			Frequency	% of total	% of valid
Valid	1	biological father	895	4.31%	38.93%
	2	stepfather	189	0.91%	8.22%
	3	adoptive father	35	0.17%	1.52%
	4	step/adoptive father	9	0.04%	0.39%
	5	foster father	7	0.03%	0.3%
	6	other	4	0.02%	0.17%
	7	biological mother	1085	5.23%	47.19%
	8	step mother	36	0.17%	1.57%
	9	adoptive mother	31	0.15%	1.35%
	10	step/adoptive mother	1	0%	0.04%
	11	foster mother	6	0.03%	0.26%
	12	other	1	0%	0.04%
		Total	2,299	11.08%	100%
Missing	97	legitimate skip	18446	88.92%	
		Total	18,446	88.92%	

Valid	Invalid	Minimum	Maximum
2299	18446	1	12

### H1HR7C - S11Q7C HH MEMBER 3-AGE-W1

Type	Numeric (Double)
H1HR7C	7C. 3rd Household Member: How old is {NAME}?

			Frequency	% of total	% of valid
--	--	--	-----------	------------	------------

Missing	.	missing	1	0%	
	996	refused	25	0.12%	
	997	legitimate skip	4739	22.84%	
	998	don't know	116	0.56%	
	999	not applicable	3	0.01%	
		Total	4,884	23.54%	

Valid	Invalid	Minimum	Maximum	Mean	StdDev
15861	4884	0	118	20.857638...	14.334933...

### H1HR8C - S11Q8C HH MEMBER 3-APPROXIMATE AGE-W1

Type	Numeric (Double)
H1HR8C	8C. 3rd Household Member: About how old is {NAME}?

			Frequency	% of total	% of valid
Missing	997	legitimate skip	20629	99.44%	
	998	don't know	41	0.2%	
		Total	20,670	99.64%	

Valid	Invalid	Minimum	Maximum	Mean	StdDev
75	20670	7	75	41.573333...	13.270749...

### H1HR9C - S11Q9C HH MEMBER 3-SAME HH-W1

Type	Code
Measurement Unit	numeric
H1HR9C	9C. 3rd Household Member: Have you and {NAME} always lived in the same household?

			Frequency	% of total	% of valid
Valid	0	no	3255	15.69%	20.38%
	1	yes	12720	61.32%	79.62%
		Total	15,975	77.01%	100%
Missing	6	refused	20	0.1%	
	7	legitimate skip	4739	22.84%	
	8	don't know	11	0.05%	
		Total	4,770	22.99%	

Valid	Invalid	Minimum	Maximum
15975	4770	0	1

 H1HR10C - S11Q10C HH MEMBER 3-YRS IN SAME HH-W1

Type	Numeric (Double)
H1HR10C	10C. 3rd Household Member: For how many years have you and {NAME} lived in the same household?
OutputVariableName	If refused or don't know, skip the next household member or to Q12.

			Frequency	% of total	% of valid
Missing	96	refused	21	0.1%	
	97	legitimate skip	17459	84.16%	
	98	don't know	25	0.12%	
Total			17,505	84.38%	

Valid	Invalid	Minimum	Maximum	Mean	StdDev
3240	17505	0	18	5.2475308...	5.0682126...

 H1HR11C - S11Q11C HH MEMBER 3-MOS IN SAME HH-W1

Type	Numeric (Double)
H1HR11C	11C. 3rd Household Member: For how many months have you and {NAME} lived in the same household?

			Frequency	% of total	% of valid
Missing	97	legitimate skip	20143	97.1%	
	98	don't know	1	0%	
Total			20,144	97.1%	

Valid	Invalid	Minimum	Maximum	Mean	StdDev
601	20144	0	11	3.9866888...	2.9399244...

 H1HR2D - S11Q2D HH MEMBER 4-GENDER-W1

Type	Code
Measurement Unit	numeric
H1HR2D	2D. 4th Household Member: Is {NAME} male or female?

			Frequency	% of total	% of valid
Valid	1	male	4875	23.5%	51.36%
	2	female	4616	22.25%	48.64%
Total			9,491	45.75%	100%

Missing	6	refused	18	0.09%	
	7	legitimate skip	11228	54.12%	
	8	don't know	8	0.04%	
		Total	11,254	54.25%	

Valid	Invalid	Minimum	Maximum
9491	11254	1	2

### H1HR3D - S11Q3D HH MEMBER 4-RELATION TO YOU-W1

Type	Code
Measurement Unit	numeric
H1HR3D	3D. 4th Household Member: What is {NAME}'s relationship to you?

	Frequency	% of total	% of valid
--	-----------	------------	------------

Valid	1	wife or husband	8	0.04%	0.08%
	2	partner	14	0.07%	0.15%
	3	son	27	0.13%	0.28%
	4	daughter	31	0.15%	0.33%
	5	brother	3294	15.88%	34.71%
	6	brother's wife	18	0.09%	0.19%
	7	brother's partner	15	0.07%	0.16%
	8	sister	3090	14.9%	32.56%
	9	sister's husband	27	0.13%	0.28%
	10	sister's partner	9	0.04%	0.09%
	11	father	598	2.88%	6.3%
	12	father's wife	5	0.02%	0.05%
	13	father's partner	7	0.03%	0.07%
	14	mother	534	2.57%	5.63%
	15	mother's husband	20	0.1%	0.21%
	16	mother's partner	64	0.31%	0.67%
	17	father-in-law	1	0%	0.01%
	18	mother-in-law	2	0.01%	0.02%
	19	grandfather	85	0.41%	0.9%
	20	grandmother	203	0.98%	2.14%
	21	great-grandfather	5	0.02%	0.05%
	22	great-grandmother	16	0.08%	0.17%
	23	uncle	163	0.79%	1.72%
	24	aunt	112	0.54%	1.18%
	25	cousin	416	2.01%	4.38%
	26	nephew	104	0.5%	1.1%
	27	niece	154	0.74%	1.62%
	28	other relative	49	0.24%	0.52%
	29	other non-relative	418	2.01%	4.41%
		Total	9,489	45.74%	100%
Missing	96	refused	19	0.09%	
	97	legitimate skip	11228	54.12%	
	98	don't know	9	0.04%	
		Total	11,256	54.26%	

Valid	Invalid	Minimum	Maximum
9489	11256	1	29

 H1HR4D - S11Q4D HH MEMBER 4-OFFSPRING-W1

Type	Code
Measurement Unit	numeric

H1HR4D	4D. 4th Household Member: [If relative="son" or "daughter":] Which description best fits {NAME}'s relationship to you?
--------	--

			Frequency	% of total	% of valid
Valid	1	biological son	27	0.13%	46.55%
	7	biological daughter	30	0.14%	51.72%
	8	step daughter	1	0%	1.72%
		Total	58	0.28%	100%
Missing	97	legitimate skip	20687	99.72%	
		Total	20,687	99.72%	

Valid	Invalid	Minimum	Maximum
58	20687	1	8

### H1HR5D - S11Q5D HH MEMBER 4-SIBLING-W1

Type	Code
Measurement Unit	numeric
H1HR5D	5D. 4th Household Member: [If relative="brother" or "sister":] Which description best fits {NAME}'s relationship to you?

			Frequency	% of total	% of valid
Valid	1	full brother	2565	12.36%	40.18%
	2	half-brother	486	2.34%	7.61%
	3	step brother	140	0.67%	2.19%
	4	adoptive brother	65	0.31%	1.02%
	5	foster brother	29	0.14%	0.45%
	6	other	8	0.04%	0.13%
	7	full sister	2410	11.62%	37.76%
	8	half-sister	481	2.32%	7.54%
	9	step sister	112	0.54%	1.75%
	10	adoptive sister	66	0.32%	1.03%
	11	foster sister	18	0.09%	0.28%
	12	other	3	0.01%	0.05%
		Total	6,383	30.77%	100%
Missing	97	legitimate skip	14361	69.23%	
	98	don't know	1	0%	
		Total	14,362	69.23%	

Valid	Invalid	Minimum	Maximum
6383	14362	1	12

 H1HR6D - S11Q6D HH MEMBER 4-PARENT-W1

Type	Code
Measurement Unit	numeric
H1HR6D	6D. 4th Household Member: [If relative="father" or "mother":] Which description best fits {NAME}'s relationship to you?

			Frequency	% of total	% of valid
Valid	1	biological father	450	2.17%	39.75%
	2	stepfather	119	0.57%	10.51%
	3	adoptive father	15	0.07%	1.33%
	4	step/adoptive father	10	0.05%	0.88%
	5	foster father	2	0.01%	0.18%
	6	other	2	0.01%	0.18%
	7	biological mother	497	2.4%	43.9%
	8	step mother	21	0.1%	1.86%
	9	adoptive mother	14	0.07%	1.24%
	10	step/adoptive mother	2	0.01%	0.18%
		Total	1,132	5.46%	100%
Missing	97	legitimate skip	19613	94.54%	
		Total	19,613	94.54%	

Valid	Invalid	Minimum	Maximum
1132	19613	1	10

 H1HR7D - S11Q7D HH MEMBER 4-AGE-W1

Type	Numeric (Double)
H1HR7D	7D. 4th Household Member: How old is {NAME}?

			Frequency	% of total	% of valid
Missing	996	refused	18	0.09%	
	997	legitimate skip	11228	54.12%	
	998	don't know	94	0.45%	
	999	not applicable	3	0.01%	
		Total	11,343	54.68%	

Valid	Invalid	Minimum	Maximum	Mean	StdDev
9402	11343	0	95	19.327377...	15.410326...

 H1HR8D - S11Q8D HH MEMBER 4-APPROXIMATE AGE-W1



Type	Numeric (Double)
H1HR8D	8D. 4th Household Member: About how old is {NAME}?

			Frequency	% of total	% of valid
Missing	997	legitimate skip	20651	99.55%	
	998	don't know	30	0.14%	
Total			20,681	99.69%	

Valid	Invalid	Minimum	Maximum	Mean	StdDev
64	20681	11	77	43.953125	14.235468...

### H1HR9D - S11Q9D HH MEMBER 4-SAME HH-W1

Type	Code
Measurement Unit	numeric
H1HR9D	9D. 4th Household Member: Have you and {NAME} always lived in the same household?

			Frequency	% of total	% of valid
Valid	0	no	2438	11.75%	25.69%
	1	yes	7052	33.99%	74.31%
	Total		9,490	45.75%	100%
Missing	6	refused	18	0.09%	
	7	legitimate skip	11228	54.12%	
	8	don't know	9	0.04%	
	Total		11,255	54.25%	

Valid	Invalid	Minimum	Maximum
9490	11255	0	1

### H1HR10D - S11Q10D HH MEMBER 4-YRS IN SAME HH-W1

Type	Numeric (Double)
H1HR10D	10D. 4th Household Member: For how many years have you and {NAME} lived in the same household?
OutputVariableName	If refused or don't know, skip the next household member or to Q12.

			Frequency	% of total	% of valid
Missing	96	refused	18	0.09%	
	97	legitimate skip	18280	88.12%	
	98	don't know	21	0.1%	
	99	not applicable	1	0%	
Total			18,320	88.31%	

Valid	Invalid	Minimum	Maximum	Mean	StdDev
2425	18320	0	19	4.3175257...	4.5538357...

### H1HR11D - S11Q211D HH MEMBER 4-MOS IN SAME HH-W1

Type	Numeric (Double)
H1HR11D	11D. 4th Household Member: For how many months have you and {NAME} lived in the same household?

			Frequency	% of total	% of valid
Missing	97	legitimate skip	20215	97.45%	
	98	don't know	1	0%	
Total			20,216	97.45%	

Valid	Invalid	Minimum	Maximum	Mean	StdDev
529	20216	0	11	4.0018903...	2.8247412...

### H1HR2E - S11Q2E HH MEMBER 5-GENDER-W1

Type	Code
Measurement Unit	numeric
H1HR2E	2E. 5th Household Member: Is {NAME} male or female?

			Frequency	% of total	% of valid
Valid	1	male	2458	11.85%	52.23%
	2	female	2248	10.84%	47.77%
	Total		4,706	22.68%	100%
Missing	6	refused	15	0.07%	
	7	legitimate skip	16018	77.21%	
	8	don't know	6	0.03%	
	Total		16,039	77.32%	

Valid	Invalid	Minimum	Maximum
4706	16039	1	2

### H1HR3E - S11Q3E HH MEMBER 5-RELATION TO YOU-W1

Type	Code
Measurement Unit	numeric
H1HR3E	3E. 5th Household Member: What is {NAME}'s relationship to you?

			Frequency	% of total	% of valid
--	--	--	-----------	------------	------------

Valid	1	wife or husband	1	0%	0.02%
	2	partner	8	0.04%	0.17%
	3	son	17	0.08%	0.36%
	4	daughter	23	0.11%	0.49%
	5	brother	1412	6.81%	30%
	6	brother's wife	17	0.08%	0.36%
	7	brother's partner	13	0.06%	0.28%
	8	sister	1300	6.27%	27.62%
	9	sister's husband	16	0.08%	0.34%
	10	sister's partner	11	0.05%	0.23%
	11	father	263	1.27%	5.59%
	12	father's wife	1	0%	0.02%
	13	father's partner	2	0.01%	0.04%
	14	mother	239	1.15%	5.08%
	15	mother's husband	13	0.06%	0.28%
	16	mother's partner	17	0.08%	0.36%
	17	father-in-law	1	0%	0.02%
	18	mother-in-law	2	0.01%	0.04%
	19	grandfather	79	0.38%	1.68%
	20	grandmother	119	0.57%	2.53%
	21	great-grandfather	1	0%	0.02%
	22	great-grandmother	9	0.04%	0.19%
	23	uncle	116	0.56%	2.46%
	24	aunt	92	0.44%	1.95%
	25	cousin	350	1.69%	7.44%
	26	nephew	137	0.66%	2.91%
	27	niece	135	0.65%	2.87%
	28	other relative	28	0.13%	0.59%
	29	other non-relative	284	1.37%	6.03%
		Total	4,706	22.68%	100%
Missing	96	refused	15	0.07%	
	97	legitimate skip	16018	77.21%	
	98	don't know	6	0.03%	
		Total	16,039	77.32%	

Valid	Invalid	Minimum	Maximum
4706	16039	1	29

 H1HR4E - S11Q4E HH MEMBER 5-OFFSPRING-W1

Type	Code
Measurement Unit	numeric

H1HR4E	4E. 5th Household Member: [If relative="son" or "daughter":] Which description best fits {NAME}'s relationship to you?
--------	--

			Frequency	% of total	% of valid
Valid	1	biological son	17	0.08%	42.5%
	7	biological daughter	23	0.11%	57.5%
		Total	40	0.19%	100%
Missing	97	legitimate skip	20705	99.81%	
		Total	20,705	99.81%	

Valid	Invalid	Minimum	Maximum
40	20705	1	7

### H1HR5E - S11Q5E HH MEMBER 5-SIBLING-W1

Type	Code
Measurement Unit	numeric
H1HR5E	5E. 5th Household Member: [If relative="brother" or "sister":] Which description best fits {NAME}'s relationship to you?

			Frequency	% of total	% of valid
Valid	1	full brother	1043	5.03%	38.46%
	2	half-brother	244	1.18%	9%
	3	step brother	73	0.35%	2.69%
	4	adoptive brother	32	0.15%	1.18%
	5	foster brother	16	0.08%	0.59%
	6	other	4	0.02%	0.15%
	7	full sister	978	4.71%	36.06%
	8	half-sister	202	0.97%	7.45%
	9	step sister	69	0.33%	2.54%
	10	adoptive sister	33	0.16%	1.22%
	11	foster sister	13	0.06%	0.48%
	12	other	5	0.02%	0.18%
		Total	2,712	13.07%	100%
Missing	97	legitimate skip	18033	86.93%	
		Total	18,033	86.93%	

Valid	Invalid	Minimum	Maximum
2712	18033	1	12

### H1HR6E - S11Q6E HH MEMBER 5-PARENT-W1

Type	Code
------	------

Measurement Unit	numeric
H1HR6E	6E. 5th Household Member: [If relative="father" or "mother":] Which description best fits {NAME}'s relationship to you?

			Frequency	% of total	% of valid
Valid	1	biological father	192	0.93%	38.25%
	2	stepfather	51	0.25%	10.16%
	3	adoptive father	8	0.04%	1.59%
	4	step/adoptive father	9	0.04%	1.79%
	5	foster father	1	0%	0.2%
	6	other	2	0.01%	0.4%
	7	biological mother	215	1.04%	42.83%
	8	step mother	19	0.09%	3.78%
	9	adoptive mother	4	0.02%	0.8%
	10	step/adoptive mother	1	0%	0.2%
		Total	502	2.42%	100%
Missing	97	legitimate skip	20243	97.58%	
	Total		20,243	97.58%	

Valid	Invalid	Minimum	Maximum
502	20243	1	10

### H1HR7E - S11Q7E HH MEMBER 5-AGE-W1

Type	Numeric (Double)
H1HR7E	7E. 5th Household Member: How old is {NAME}?

			Frequency	% of total	% of valid
Missing	.	missing	1	0%	
	996	refused	15	0.07%	
	997	legitimate skip	16018	77.21%	
	998	don't know	57	0.27%	
		Total	16,091	77.57%	

Valid	Invalid	Minimum	Maximum	Mean	StdDev
4654	16091	0	98	19.080360...	17.134779...

### H1HR8E - S11Q8E HH MEMBER 5-APPROXIMATE AGE-W1

Type	Numeric (Double)
H1HR8E	8E. 5th Household Member: About how old is {NAME}?

			Frequency	% of total	% of valid
--	--	--	-----------	------------	------------

Missing	997	legitimate skip	20688	99.73%	
	998	don't know	22	0.11%	
		Total	20,710	99.83%	

Valid	Invalid	Minimum	Maximum	Mean	StdDev
35	20710	14	84	40.142857...	15.136910...

### H1HR9E - S11Q9E HH MEMBER 5-SAME HH-W1

Type	Code
Measurement Unit	numeric
H1HR9E	9E. 5th Household Member: Have you and {NAME} always lived in the same household?

			Frequency	% of total	% of valid
Valid	0	no	1568	7.56%	33.33%
	1	yes	3137	15.12%	66.67%
		Total	4,705	22.68%	100%
Missing	6	refused	14	0.07%	
	7	legitimate skip	16018	77.21%	
	8	don't know	7	0.03%	
	9	not applicable	1	0%	
		Total	16,040	77.32%	

Valid	Invalid	Minimum	Maximum
4705	16040	0	1

### H1HR10E - S11Q10E HH MEMBER 5-YRS IN SAME HH-W1

Type	Numeric (Double)
H1HR10E	10E. 5th Household Member: For how many years have you and {NAME} lived in the same household?
OutputVariableName	If refused or don't know, skip the next household member or to Q12.

			Frequency	% of total	% of valid
Missing	96	refused	14	0.07%	
	97	legitimate skip	19155	92.34%	
	98	don't know	14	0.07%	
	99	not applicable	1	0%	
		Total	19,184	92.48%	

Valid	Invalid	Minimum	Maximum	Mean	StdDev
1561	19184	0	18	3.5336322...	4.1190990...

 H1HR11E - S11Q211E HH MEMBER 5-MOS IN SAME HH-W1

Type	Numeric (Double)
H1HR11E	11E. 5th Household Member: For how many months have you and {NAME} lived in the same household?

			Frequency	% of total	% of valid
Missing	97	legitimate skip	20352	98.11%	
	98	don't know	2	0.01%	
	99	not applicable	1	0%	
Total			20,355	98.12%	

Valid	Invalid	Minimum	Maximum	Mean	StdDev
390	20355	0	11	3.9153846...	2.8932185...

 H1HR2F - S11Q2F HH MEMBER 6-GENDER-W1

Type	Code
Measurement Unit	numeric
H1HR2F	2F. 6th Household Member: Is {NAME} male or female?

			Frequency	% of total	% of valid
Valid	1	male	1086	5.23%	49.41%
	2	female	1112	5.36%	50.59%
	Total		2,198	10.6%	100%
Missing	6	refused	14	0.07%	
	7	legitimate skip	18526	89.3%	
	8	don't know	6	0.03%	
	9	not applicable	1	0%	
	Total		18,547	89.4%	

Valid	Invalid	Minimum	Maximum
2198	18547	1	2

 H1HR3F - S11Q3F HH MEMBER 6-RELATION TO YOU-W1

Type	Code
Measurement Unit	numeric
H1HR3F	3F. 6th Household Member: What is {NAME}'s relationship to you?

			Frequency	% of total	% of valid
--	--	--	-----------	------------	------------

Valid	1	wife or husband	3	0.01%	0.14%	
	2	partner	9	0.04%	0.41%	
	3	son	12	0.06%	0.55%	
	4	daughter	6	0.03%	0.27%	
	5	brother	510	2.46%	23.2%	
	6	brother's wife	7	0.03%	0.32%	
	7	brother's partner	3	0.01%	0.14%	
	8	sister	551	2.66%	25.07%	
	9	sister's husband	9	0.04%	0.41%	
	10	sister's partner	2	0.01%	0.09%	
	11	father	96	0.46%	4.37%	
	13	father's partner	2	0.01%	0.09%	
	14	mother	126	0.61%	5.73%	
	15	mother's husband	2	0.01%	0.09%	
	16	mother's partner	5	0.02%	0.23%	
	17	father-in-law	3	0.01%	0.14%	
	19	grandfather	26	0.13%	1.18%	
	20	grandmother	61	0.29%	2.78%	
	22	great-grandmother	3	0.01%	0.14%	
	23	uncle	87	0.42%	3.96%	
	24	aunt	54	0.26%	2.46%	
	25	cousin	245	1.18%	11.15%	
	26	nephew	87	0.42%	3.96%	
	27	niece	92	0.44%	4.19%	
	28	other relative	32	0.15%	1.46%	
	29	other non-relative	165	0.8%	7.51%	
			Total	2,198	10.6%	100%
	Missing	96	refused	15	0.07%	
		97	legitimate skip	18526	89.3%	
98		don't know	6	0.03%		
		Total	18,547	89.4%		

Valid	Invalid	Minimum	Maximum
2198	18547	1	29

### H1HR4F - S11Q4F HH MEMBER 6-OFFSPRING-W1

Type	Code
Measurement Unit	numeric
H1HR4F	4F. 6th Household Member: [If relative="son" or "daughter":] Which description best fits {NAME}'s relationship to you?

	Frequency	% of total	% of valid
--	-----------	------------	------------



Valid	1	biological son	12	0.06%	66.67%
	7	biological daughter	6	0.03%	33.33%
		Total	18	0.09%	100%
Missing	97	legitimate skip	20727	99.91%	
		Total	20,727	99.91%	

Valid	Invalid	Minimum	Maximum
18	20727	1	7

### H1HR5F - S11Q5F HH MEMBER 6-SIBLING-W1

Type	Code
Measurement Unit	numeric
H1HR5F	5F. 6th Household Member: [If relative="brother" or "sister":] Which description best fits {NAME}'s relationship to you?

			Frequency	% of total	% of valid
Valid	1	full brother	383	1.85%	36.1%
	2	half-brother	79	0.38%	7.45%
	3	step brother	30	0.14%	2.83%
	4	adoptive brother	9	0.04%	0.85%
	5	foster brother	7	0.03%	0.66%
	6	other	2	0.01%	0.19%
	7	full sister	395	1.9%	37.23%
	8	half-sister	90	0.43%	8.48%
	9	step sister	36	0.17%	3.39%
	10	adoptive sister	17	0.08%	1.6%
	11	foster sister	9	0.04%	0.85%
	12	other	4	0.02%	0.38%
	Total	1,061	5.11%	100%	
Missing	97	legitimate skip	19684	94.89%	
		Total	19,684	94.89%	

Valid	Invalid	Minimum	Maximum
1061	19684	1	12

### H1HR6F - S11Q6F HH MEMBER 6-PARENT-W1

Type	Code
Measurement Unit	numeric
H1HR6F	6F. 6th Household Member: [If relative="father" or "mother":] Which description best fits {NAME}'s relationship to you?

			Frequency	% of total	% of valid
Valid	1	biological father	77	0.37%	34.68%
	2	stepfather	16	0.08%	7.21%
	3	adoptive father	3	0.01%	1.35%
	7	biological mother	114	0.55%	51.35%
	8	step mother	7	0.03%	3.15%
	9	adoptive mother	4	0.02%	1.8%
	11	foster mother	1	0%	0.45%
		Total	222	1.07%	100%
Missing	97	legitimate skip	20523	98.93%	
		Total	20,523	98.93%	

Valid	Invalid	Minimum	Maximum
222	20523	1	11

### H1HR7F - S11Q7F HH MEMBER 6-AGE-W1

Type	Numeric (Double)
H1HR7F	7F. 6th Household Member: How old is {NAME}?

			Frequency	% of total	% of valid
Missing	996	refused	16	0.08%	
	997	legitimate skip	18526	89.3%	
	998	don't know	27	0.13%	
	999	not applicable	1	0%	
		Total	18,570	89.52%	

Valid	Invalid	Minimum	Maximum	Mean	StdDev
2175	18570	0	91	18.941149...	17.448102...

### H1HR8F - S11Q8F HH MEMBER 6-APPROXIMATE AGE-W1

Type	Numeric (Double)
H1HR8F	8F. 6th Household Member: About how old is {NAME}?

			Frequency	% of total	% of valid
Missing	997	legitimate skip	20718	99.87%	
	998	don't know	10	0.05%	
		Total	20,728	99.92%	

Valid	Invalid	Minimum	Maximum	Mean	StdDev
17	20728	9	70	40	16.647071...

 H1HR9F - S11Q9F HH MEMBER 6-SAME HH-W1

Type	Code
Measurement Unit	numeric
H1HR9F	9F. 6th Household Member: Have you and {NAME} always lived in the same household?

			Frequency	% of total	% of valid
Valid	0	no	862	4.16%	39.22%
	1	yes	1336	6.44%	60.78%
Total			2,198	10.6%	100%
Missing	6	refused	15	0.07%	
	7	legitimate skip	18526	89.3%	
	8	don't know	6	0.03%	
Total			18,547	89.4%	

Valid	Invalid	Minimum	Maximum
2198	18547	0	1

 H1HR10F - S11Q10F HH MEMBER 6-YRS IN SAME HH-W1

Type	Numeric (Double)
H1HR10F	10F. 6th Household Member: For how many years have you and {NAME} lived in the same household?
OutputVariableName	If refused or don't know, skip the next household member or to Q12.

			Frequency	% of total	% of valid
Missing	96	refused	15	0.07%	
	97	legitimate skip	19862	95.74%	
	98	don't know	9	0.04%	
Total			19,886	95.86%	

Valid	Invalid	Minimum	Maximum	Mean	StdDev
859	19886	0	17	3.1094295...	3.7618056...

 H1HR11F - S11Q211F HH MEMBER 6-MOS IN SAME HH-W1

Type	Numeric (Double)
H1HR11F	11F. 6th Household Member: For how many months have you and {NAME} lived in the same household?

			Frequency	% of total	% of valid
--	--	--	-----------	------------	------------

Missing	97	legitimate skip	20499	98.81%	
		Total	20,499	98.81%	

Valid	Invalid	Minimum	Maximum	Mean	StdDev
246	20499	0	11	4.0528455...	2.9125436...

### H1HR2G - S11Q2G HH MEMBER 7-GENDER-W1

Type	Code
Measurement Unit	numeric
H1HR2G	2G. 7th Household Member: Is {NAME} male or female?

			Frequency	% of total	% of valid
Valid	1	male	612	2.95%	54.35%
	2	female	514	2.48%	45.65%
		Total	1,126	5.43%	100%
Missing	6	refused	15	0.07%	
	7	legitimate skip	19598	94.47%	
	8	don't know	6	0.03%	
		Total	19,619	94.57%	

Valid	Invalid	Minimum	Maximum
1126	19619	1	2

### H1HR3G - S11Q3G HH MEMBER 7-RELATION TO YOU-W1

Type	Code
Measurement Unit	numeric
H1HR3G	3G. 7th Household Member: What is {NAME}'s relationship to you?

			Frequency	% of total	% of valid
--	--	--	-----------	------------	------------

Valid	1	wife or husband	2	0.01%	0.18%	
	2	partner	2	0.01%	0.18%	
	3	son	8	0.04%	0.71%	
	4	daughter	6	0.03%	0.53%	
	5	brother	240	1.16%	21.31%	
	6	brother's wife	2	0.01%	0.18%	
	8	sister	212	1.02%	18.83%	
	9	sister's husband	5	0.02%	0.44%	
	10	sister's partner	3	0.01%	0.27%	
	11	father	55	0.27%	4.88%	
	12	father's wife	2	0.01%	0.18%	
	14	mother	43	0.21%	3.82%	
	15	mother's husband	4	0.02%	0.36%	
	16	mother's partner	3	0.01%	0.27%	
	18	mother-in-law	1	0%	0.09%	
	19	grandfather	21	0.1%	1.87%	
	20	grandmother	32	0.15%	2.84%	
	22	great-grandmother	1	0%	0.09%	
	23	uncle	42	0.2%	3.73%	
	24	aunt	33	0.16%	2.93%	
	25	cousin	152	0.73%	13.5%	
	26	nephew	82	0.4%	7.28%	
	27	niece	56	0.27%	4.97%	
	28	other relative	18	0.09%	1.6%	
	29	other non-relative	101	0.49%	8.97%	
			Total	1,126	5.43%	100%
	Missing	96	refused	15	0.07%	
		97	legitimate skip	19598	94.47%	
		98	don't know	6	0.03%	
		Total	19,619	94.57%		

Valid	Invalid	Minimum	Maximum
1126	19619	1	29

### H1HR4G - S11Q4G HH MEMBER 7-OFFSPRING-W1

Type	Code
Measurement Unit	numeric
H1HR4G	4G. 7th Household Member: [If relative="son" or "daughter":] Which description best fits {NAME}'s relationship to you?

	Frequency	% of total	% of valid
--	-----------	------------	------------

Valid	1	biological son	8	0.04%	57.14%
	7	biological daughter	6	0.03%	42.86%
		Total	14	0.07%	100%
Missing	97	legitimate skip	20731	99.93%	
		Total	20,731	99.93%	

Valid	Invalid	Minimum	Maximum
14	20731	1	7

### H1HR5G - S11Q5G HH MEMBER 7-SIBLING-W1

Type	Code
Measurement Unit	numeric
H1HR5G	5G. 7th Household Member: [If relative="brother" or "sister":] Which description best fits {NAME}'s relationship to you?

			Frequency	% of total	% of valid
Valid	1	full brother	168	0.81%	37.17%
	2	half-brother	49	0.24%	10.84%
	3	step brother	13	0.06%	2.88%
	4	adoptive brother	3	0.01%	0.66%
	5	foster brother	5	0.02%	1.11%
	6	other	2	0.01%	0.44%
	7	full sister	148	0.71%	32.74%
	8	half-sister	37	0.18%	8.19%
	9	step sister	12	0.06%	2.65%
	10	adoptive sister	8	0.04%	1.77%
	11	foster sister	6	0.03%	1.33%
	12	other	1	0%	0.22%
		Total	452	2.18%	100%
Missing	97	legitimate skip	20293	97.82%	
		Total	20,293	97.82%	

Valid	Invalid	Minimum	Maximum
452	20293	1	12

### H1HR6G - S11Q6G HH MEMBER 7-PARENT-W1

Type	Code
Measurement Unit	numeric
H1HR6G	6G. 7th Household Member: [If relative="father" or "mother":] Which description best fits {NAME}'s relationship to you?

			Frequency	% of total	% of valid
Valid	1	biological father	42	0.2%	42.86%
	2	stepfather	11	0.05%	11.22%
	4	step/adoptive father	1	0%	1.02%
	5	foster father	1	0%	1.02%
	7	biological mother	36	0.17%	36.73%
	8	step mother	6	0.03%	6.12%
	9	adoptive mother	1	0%	1.02%
		Total	98	0.47%	100%
Missing	97	legitimate skip	20647	99.53%	
		Total	20,647	99.53%	

Valid	Invalid	Minimum	Maximum
98	20647	1	9

### H1HR7G - S11Q7G HH MEMBER 7-AGE-W1

Type	Numeric (Double)
H1HR7G	7G. 7th Household Member: How old is {NAME}?

			Frequency	% of total	% of valid
Missing	996	refused	15	0.07%	
	997	legitimate skip	19598	94.47%	
	998	don't know	25	0.12%	
		Total	19,638	94.66%	

Valid	Invalid	Minimum	Maximum	Mean	StdDev
1107	19638	0	113	17.986449...	18.527356...

### H1HR8G - S11Q8G HH MEMBER 7-APPROXIMATE AGE-W1

Type	Numeric (Double)
H1HR8G	8G. 7th Household Member: About how old is {NAME}?

			Frequency	% of total	% of valid
Missing	997	legitimate skip	20720	99.88%	
	998	don't know	11	0.05%	
		Total	20,731	99.93%	

Valid	Invalid	Minimum	Maximum	Mean	StdDev
14	20731	8	76	38.642857...	19.602225...

 H1HR9G - S11Q9G HH MEMBER 7-SAME HH-W1

Type	Code
Measurement Unit	numeric
H1HR9G	9G. 7th Household Member: Have you and {NAME} always lived in the same household?

			Frequency	% of total	% of valid
Valid	0	no	479	2.31%	42.5%
	1	yes	648	3.12%	57.5%
Total			1,127	5.43%	100%
Missing	6	refused	14	0.07%	
	7	legitimate skip	19598	94.47%	
	8	don't know	6	0.03%	
Total			19,618	94.57%	

Valid	Invalid	Minimum	Maximum
1127	19618	0	1

 H1HR10G - S11Q10G HH MEMBER 7-YRS IN SAME HH-W1

Type	Numeric (Double)
H1HR10G	10G. 7th Household Member: For how many years have you and {NAME} lived in the same household?
OutputVariableName	If refused or don't know, skip the next household member or to Q12.

			Frequency	% of total	% of valid
Missing	96	refused	14	0.07%	
	97	legitimate skip	20246	97.59%	
	98	don't know	9	0.04%	
Total			20,269	97.71%	

Valid	Invalid	Minimum	Maximum	Mean	StdDev
476	20269	0	16	2.8718487...	3.3438656...

 H1HR11G - S11Q211G HH MEMBER 7-MOS IN SAME HH-W1

Type	Numeric (Double)
H1HR11G	11G. 7th Household Member: For how many months have you and {NAME} lived in the same household?

			Frequency	% of total	% of valid
--	--	--	-----------	------------	------------



Missing	97	legitimate skip	20609	99.34%	
		Total	20,609	99.34%	

Valid	Invalid	Minimum	Maximum	Mean	StdDev
136	20609	0	11	3.8088235...	3.0587208...

### H1HR2H - S11Q2H HH MEMBER 8-GENDER-W1

Type	Code
Measurement Unit	numeric
H1HR2H	2H. 8th Household Member: Is {NAME} male or female?

			Frequency	% of total	% of valid
Valid	1	male	281	1.35%	49.21%
	2	female	290	1.4%	50.79%
		Total	571	2.75%	100%
Missing	6	refused	13	0.06%	
	7	legitimate skip	20154	97.15%	
	8	don't know	7	0.03%	
		Total	20,174	97.25%	

Valid	Invalid	Minimum	Maximum
571	20174	1	2

### H1HR3H - S11Q3H HH MEMBER 8-RELATION TO YOU-W1

Type	Code
Measurement Unit	numeric
H1HR3H	3H. 8th Household Member: What is {NAME}'s relationship to you?

	Frequency	% of total	% of valid
--	-----------	------------	------------

Valid	2	partner	2	0.01%	0.35%
	3	son	3	0.01%	0.53%
	4	daughter	2	0.01%	0.35%
	5	brother	98	0.47%	17.19%
	6	brother's wife	2	0.01%	0.35%
	7	brother's partner	1	0%	0.18%
	8	sister	103	0.5%	18.07%
	9	sister's husband	4	0.02%	0.7%
	11	father	21	0.1%	3.68%
	14	mother	25	0.12%	4.39%
	15	mother's husband	3	0.01%	0.53%
	16	mother's partner	2	0.01%	0.35%
	19	grandfather	6	0.03%	1.05%
	20	grandmother	19	0.09%	3.33%
	23	uncle	21	0.1%	3.68%
	24	aunt	25	0.12%	4.39%
	25	cousin	99	0.48%	17.37%
	26	nephew	30	0.14%	5.26%
	27	niece	37	0.18%	6.49%
	28	other relative	7	0.03%	1.23%
29	other non-relative	60	0.29%	10.53%	
		Total	570	2.75%	100%
Missing	96	refused	14	0.07%	
	97	legitimate skip	20154	97.15%	
	98	don't know	7	0.03%	
		Total	20,175	97.25%	

Valid	Invalid	Minimum	Maximum
570	20175	2	29

### H1HR4H - S11Q4H HH MEMBER 8-OFFSPRING-W1

Type	Code
Measurement Unit	numeric
H1HR4H	4H. 8th Household Member: [If relative="son" or "daughter":] Which description best fits {NAME}'s relationship to you?

			Frequency	% of total	% of valid
Valid	1	biological son	3	0.01%	60%
	7	biological daughter	2	0.01%	40%
		Total	5	0.02%	100%
Missing	97	legitimate skip	20740	99.98%	

		Total	20,740	99.98%	
--	--	-------	--------	--------	--

Valid	Invalid	Minimum	Maximum
5	20740	1	7

### H1HR5H - S11Q5H HH MEMBER 8-SIBLING-W1

Type	Code
Measurement Unit	numeric
H1HR5H	5H. 8th Household Member: [If relative="brother" or "sister":] Which description best fits {NAME}'s relationship to you?

			Frequency	% of total	% of valid
Valid	1	full brother	71	0.34%	35.32%
	2	half-brother	16	0.08%	7.96%
	3	step brother	7	0.03%	3.48%
	4	adoptive brother	1	0%	0.5%
	5	foster brother	3	0.01%	1.49%
	7	full sister	66	0.32%	32.84%
	8	half-sister	20	0.1%	9.95%
	9	step sister	7	0.03%	3.48%
	10	adoptive sister	6	0.03%	2.99%
	11	foster sister	3	0.01%	1.49%
	12	other	1	0%	0.5%
		Total		201	0.97%
Missing	97	legitimate skip	20544	99.03%	
		Total	20,544	99.03%	

Valid	Invalid	Minimum	Maximum
201	20544	1	12

### H1HR6H - S11Q6H HH MEMBER 8-PARENT-W1

Type	Code
Measurement Unit	numeric
H1HR6H	6H. 8th Household Member: [If relative="father" or "mother":] Which description best fits {NAME}'s relationship to you?

			Frequency	% of total	% of valid
--	--	--	-----------	------------	------------

Valid	1	biological father	9	0.04%	19.57%
	2	stepfather	10	0.05%	21.74%
	3	adoptive father	1	0%	2.17%
	4	step/adoptive father	1	0%	2.17%
	7	biological mother	23	0.11%	50%
	8	step mother	1	0%	2.17%
	9	adoptive mother	1	0%	2.17%
		Total	46	0.22%	100%
Missing	97	legitimate skip	20699	99.78%	
		Total	20,699	99.78%	

Valid	Invalid	Minimum	Maximum
46	20699	1	9

### H1HR7H - S11Q7H HH MEMBER 8-AGE-W1

Type	Numeric (Double)
H1HR7H	7H. 8th Household Member: How old is {NAME}?

			Frequency	% of total	% of valid
Missing	996	refused	14	0.07%	
	997	legitimate skip	20154	97.15%	
	998	don't know	18	0.09%	
		Total	20,186	97.31%	

Valid	Invalid	Minimum	Maximum	Mean	StdDev
559	20186	0	83	17.833631...	17.543776...

### H1HR8H - S11Q8H HH MEMBER 8-APPROXIMATE AGE-W1

Type	Numeric (Double)
H1HR8H	8H. 8th Household Member: About how old is {NAME}?

			Frequency	% of total	% of valid
Missing	997	legitimate skip	20727	99.91%	
	998	don't know	8	0.04%	
		Total	20,735	99.95%	

Valid	Invalid	Minimum	Maximum	Mean	StdDev
10	20735	6	60	33.5	15.636495...

### H1HR9H - S11Q9H HH MEMBER 8-SAME HH-W1

Type	Code
Measurement Unit	numeric
H1HR9H	9H. 8th Household Member: Have you and {NAME} always lived in the same household?

			Frequency	% of total	% of valid
Valid	0	no	273	1.32%	47.89%
	1	yes	297	1.43%	52.11%
	Total		570	2.75%	100%
Missing	6	refused	14	0.07%	
	7	legitimate skip	20154	97.15%	
	8	don't know	7	0.03%	
	Total		20,175	97.25%	

Valid	Invalid	Minimum	Maximum
570	20175	0	1

### H1HR10H - S11Q10H HH MEMBER 8-YRS IN SAME HH-W1

Type	Numeric (Double)
H1HR10H	10H. 8th Household Member: For how many years have you and {NAME} lived in the same household?
OutputVariableName	If refused or don't know, skip the next household member or to Q12.

			Frequency	% of total	% of valid
Missing	.		1	0%	
	96	refused	14	0.07%	
	97	legitimate skip	20451	98.58%	
	98	don't know	9	0.04%	
Total		20,475	98.7%		

Valid	Invalid	Minimum	Maximum	Mean	StdDev
270	20475	0	17	3.0814814...	3.7088297...

### H1HR11H - S11Q211H HH MEMBER 8-MOS IN SAME HH-W1

Type	Numeric (Double)
H1HR11H	11H. 8th Household Member: For how many months have you and {NAME} lived in the same household?

			Frequency	% of total	% of valid
Missing	97	legitimate skip	20671	99.64%	
Total			20,671	99.64%	

Valid	Invalid	Minimum	Maximum	Mean	StdDev
74	20671	0	11	4.3378378...	2.9622142...

### H1HR2I - S11Q2I HH MEMBER 9-GENDER-W1

Type	Code
Measurement Unit	numeric
H1HR2I	2I. 9th Household Member: Is {NAME} male or female?

			Frequency	% of total	% of valid
Valid	1	male	147	0.71%	49.66%
	2	female	149	0.72%	50.34%
	Total		296	1.43%	100%
Missing	6	refused	13	0.06%	
	7	legitimate skip	20429	98.48%	
	8	don't know	7	0.03%	
	Total		20,449	98.57%	

Valid	Invalid	Minimum	Maximum
296	20449	1	2

### H1HR3I - S11Q3I HH MEMBER 9-RELATION TO YOU-W1

Type	Code
Measurement Unit	numeric
H1HR3I	3I. 9th Household Member: What is {NAME}'s relationship to you?

			Frequency	% of total	% of valid
--	--	--	-----------	------------	------------

Valid	1	wife or husband	1	0%	0.34%	
	5	brother	40	0.19%	13.51%	
	7	brother's partner	3	0.01%	1.01%	
	8	sister	48	0.23%	16.22%	
	9	sister's husband	2	0.01%	0.68%	
	11	father	14	0.07%	4.73%	
	14	mother	6	0.03%	2.03%	
	15	mother's husband	1	0%	0.34%	
	19	grandfather	7	0.03%	2.36%	
	20	grandmother	7	0.03%	2.36%	
	23	uncle	15	0.07%	5.07%	
	24	aunt	12	0.06%	4.05%	
	25	cousin	51	0.25%	17.23%	
	26	nephew	19	0.09%	6.42%	
	27	niece	28	0.13%	9.46%	
	28	other relative	7	0.03%	2.36%	
	29	other non-relative	35	0.17%	11.82%	
			Total	296	1.43%	100%
	Missing	96	refused	14	0.07%	
97		legitimate skip	20429	98.48%		
98		don't know	6	0.03%		
		Total	20,449	98.57%		

Valid	Invalid	Minimum	Maximum
296	20449	1	29

### H1HR4I - S11Q4I HH MEMBER 9-OFFSPRING-W1

Type	Numeric (Double)
H1HR4I	4I. 9th Household Member: [If relative="son" or "daughter":] Which description best fits {NAME}'s relationship to you?

			Frequency
Missing	97	legitimate skip	20745

Valid	Invalid
0	20745

### H1HR5I - S11Q5I HH MEMBER 9-SIBLING-W1

Type	Code
Measurement Unit	numeric

H1HR5I	5I. 9th Household Member: [If relative="brother" or "sister":] Which description best fits {NAME}'s relationship to you?
--------	--

			Frequency	% of total	% of valid
Valid	1	full brother	28	0.13%	31.82%
	2	half-brother	6	0.03%	6.82%
	3	step brother	3	0.01%	3.41%
	5	foster brother	1	0%	1.14%
	6	other	2	0.01%	2.27%
	7	full sister	36	0.17%	40.91%
	8	half-sister	8	0.04%	9.09%
	9	step sister	2	0.01%	2.27%
	10	adoptive sister	2	0.01%	2.27%
			Total	88	0.42%
Missing	97	legitimate skip	20657	99.58%	
		Total	20,657	99.58%	

Valid	Invalid	Minimum	Maximum
88	20657	1	10

### H1HR6I - S11Q6I HH MEMBER 9-PARENT-W1

Type	Code
Measurement Unit	numeric
H1HR6I	6I. 9th Household Member: [If relative="father" or "mother":] Which description best fits {NAME}'s relationship to you?

			Frequency	% of total	% of valid
Valid	1	biological father	12	0.06%	60%
	2	stepfather	1	0%	5%
	3	adoptive father	1	0%	5%
	7	biological mother	6	0.03%	30%
		Total	20	0.1%	100%
Missing	97	legitimate skip	20725	99.9%	
		Total	20,725	99.9%	

Valid	Invalid	Minimum	Maximum
20	20725	1	7

### H1HR7I - S11Q7I HH MEMBER 9-AGE-W1

Type	Numeric (Double)
H1HR7I	7I. 9th Household Member: How old is {NAME}?



			Frequency	% of total	% of valid
Missing	996	refused	13	0.06%	
	997	legitimate skip	20429	98.48%	
	998	don't know	13	0.06%	
		Total	20,455	98.6%	

Valid	Invalid	Minimum	Maximum	Mean	StdDev
290	20455	0	86	18.162068...	18.100200...

### H1HR8I - S11Q8I HH MEMBER 9-APPROXIMATE AGE-W1

Type	Numeric (Double)
H1HR8I	8I. 9th Household Member: About how old is {NAME}?

			Frequency	% of total	% of valid
Missing	997	legitimate skip	20732	99.94%	
	998	don't know	9	0.04%	
	Total		20,741	99.98%	

Valid	Invalid	Minimum	Maximum	Mean	StdDev
4	20741	4	50	28	19.663841...

### H1HR9I - S11Q9I HH MEMBER 9-SAME HH-W1

Type	Code
Measurement Unit	numeric
H1HR9I	9I. 9th Household Member: Have you and {NAME} always lived in the same household?

			Frequency	% of total	% of valid
Valid	0	no	150	0.72%	50.68%
	1	yes	146	0.7%	49.32%
	Total		296	1.43%	100%
Missing	6	refused	13	0.06%	
	7	legitimate skip	20429	98.48%	
	8	don't know	7	0.03%	
	Total		20,449	98.57%	

Valid	Invalid	Minimum	Maximum
296	20449	0	1

### H1HR10I - S11Q10I HH MEMBER 9-YRS IN SAME HH-W1

Type	Numeric (Double)
H1HR10I	10I. 9th Household Member: For how many years have you and {NAME} lived in the same household?
OutputVariableName	If refused or don't know, skip the next household member or to Q12.

			Frequency	% of total	% of valid
Missing	96	refused	13	0.06%	
	97	legitimate skip	20575	99.18%	
	98	don't know	8	0.04%	
		Total	20,596	99.28%	

Valid	Invalid	Minimum	Maximum	Mean	StdDev
149	20596	0	16	2.4295302...	3.1241323...

### H1HR11I - S11Q211I HH MEMBER 9-MOS IN SAME HH-W1

Type	Numeric (Double)
H1HR11I	11I. 9th Household Member: For how many months have you and {NAME} lived in the same household?

			Frequency	% of total	% of valid
Missing	97	legitimate skip	20692	99.74%	
	Total		20,692	99.74%	

Valid	Invalid	Minimum	Maximum	Mean	StdDev
53	20692	0	11	3.9245283...	2.8477322...

### H1HR2J - S11Q2J HH MEMBER 10-GENDER-W1

Type	Code
Measurement Unit	numeric
H1HR2J	2J. 10th Household Member: Is {NAME} male or female?

			Frequency	% of total	% of valid
Valid	1	male	80	0.39%	49.08%
	2	female	83	0.4%	50.92%
	Total		163	0.79%	100%
Missing	6	refused	13	0.06%	
	7	legitimate skip	20562	99.12%	
	8	don't know	7	0.03%	
	Total		20,582	99.21%	

Valid	Invalid	Minimum	Maximum
-------	---------	---------	---------

163	20582	1	2
-----	-------	---	---

### H1HR3J - S11Q3J HH MEMBER 10-RELATION TO YOU-W1

Type	Code
Measurement Unit	numeric
H1HR3J	3J. 10th Household Member: What is {NAME}'s relationship to you?

			Frequency	% of total	% of valid
Valid	3	son	2	0.01%	1.23%
	4	daughter	1	0%	0.61%
	5	brother	16	0.08%	9.82%
	6	brother's wife	1	0%	0.61%
	7	brother's partner	2	0.01%	1.23%
	8	sister	19	0.09%	11.66%
	9	sister's husband	2	0.01%	1.23%
	10	sister's partner	3	0.01%	1.84%
	11	father	5	0.02%	3.07%
	14	mother	5	0.02%	3.07%
	15	mother's husband	1	0%	0.61%
	17	father-in-law	1	0%	0.61%
	19	grandfather	3	0.01%	1.84%
	20	grandmother	5	0.02%	3.07%
	23	uncle	4	0.02%	2.45%
	24	aunt	11	0.05%	6.75%
	25	cousin	31	0.15%	19.02%
	26	nephew	15	0.07%	9.2%
	27	niece	13	0.06%	7.98%
	28	other relative	3	0.01%	1.84%
29	other non-relative	20	0.1%	12.27%	
	Total	163	0.79%	100%	
Missing	96	refused	13	0.06%	
	97	legitimate skip	20562	99.12%	
	98	don't know	7	0.03%	
	Total	20,582	99.21%		

Valid	Invalid	Minimum	Maximum
163	20582	3	29

### H1HR4J - S11Q4J HH MEMBER 10-OFFSPRING-W1

Type	Code
Measurement Unit	numeric

H1HR4J	4J. 10th Household Member: [If relative="son" or "daughter":] Which description best fits {NAME}'s relationship to you?
--------	---

			Frequency	% of total	% of valid
Valid	1	biological son	2	0.01%	66.67%
	7	biological daughter	1	0%	33.33%
		Total	3	0.01%	100%
Missing	97	legitimate skip	20742	99.99%	
		Total	20,742	99.99%	

Valid	Invalid	Minimum	Maximum
3	20742	1	7

### H1HR5J - S11Q5J HH MEMBER 10-SIBLING-W1

Type	Code
Measurement Unit	numeric
H1HR5J	5J. 10th Household Member: [If relative="brother" or "sister":] Which description best fits {NAME}'s relationship to you?

			Frequency	% of total	% of valid
Valid	1	full brother	10	0.05%	28.57%
	2	half-brother	1	0%	2.86%
	3	step brother	2	0.01%	5.71%
	4	adoptive brother	2	0.01%	5.71%
	6	other	1	0%	2.86%
	7	full sister	16	0.08%	45.71%
	8	half-sister	3	0.01%	8.57%
		Total	35	0.17%	100%
Missing	97	legitimate skip	20710	99.83%	
		Total	20,710	99.83%	

Valid	Invalid	Minimum	Maximum
35	20710	1	8

### H1HR6J - S11Q6J HH MEMBER 10-PARENT-W1

Type	Code
Measurement Unit	numeric
H1HR6J	6J. 10th Household Member: [If relative="father" or "mother":] Which description best fits {NAME}'s relationship to you?

			Frequency	% of total	% of valid
--	--	--	-----------	------------	------------

Valid	1	biological father	2	0.01%	20%
	2	stepfather	2	0.01%	20%
	3	adoptive father	1	0%	10%
	7	biological mother	5	0.02%	50%
		Total	10	0.05%	100%
Missing	97	legitimate skip	20735	99.95%	
		Total	20,735	99.95%	

Valid	Invalid	Minimum	Maximum
10	20735	1	7

### H1HR7J - S11Q7J HH MEMBER 10-AGE-W1

Type	Numeric (Double)
H1HR7J	7J. 10th Household Member: How old is {NAME}?

			Frequency	% of total	% of valid
Missing	996	refused	13	0.06%	
	997	legitimate skip	20562	99.12%	
	998	don't know	13	0.06%	
		Total	20,588	99.24%	

Valid	Invalid	Minimum	Maximum	Mean	StdDev
157	20588	0	87	16.949044...	18.748605...

### H1HR8J - S11Q8J HH MEMBER 10-APPROXIMATE AGE-W1

Type	Numeric (Double)
H1HR8J	8J. 10th Household Member: About how old is {NAME}?

			Frequency	% of total	% of valid
Missing	997	legitimate skip	20732	99.94%	
	998	don't know	10	0.05%	
		Total	20,742	99.99%	

Valid	Invalid	Minimum	Maximum	Mean	StdDev
3	20742	30	40	35	5

### H1HR9J - S11Q9J HH MEMBER 10-SAME HH-W1

Type	Code
Measurement Unit	numeric

H1HR9J	9J. 10th Household Member: Have you and {NAME} always lived in the same household?
--------	--

			Frequency	% of total	% of valid
Valid	0	no	83	0.4%	50.92%
	1	yes	80	0.39%	49.08%
Total			163	0.79%	100%
Missing	6	refused	13	0.06%	
	7	legitimate skip	20562	99.12%	
	8	don't know	7	0.03%	
Total			20,582	99.21%	

Valid	Invalid	Minimum	Maximum
163	20582	0	1

### H1HR10J - S11Q10J HH MEMBER 10-YRS IN SAME HH-W1

Type	Numeric (Double)
H1HR10J	10J. 10th Household Member: For how many years have you and {NAME} lived in the same household?
OutputVariableName	If refused or don't know, skip the next household member or to Q12.

			Frequency	% of total	% of valid
Missing	96	refused	13	0.06%	
	97	legitimate skip	20642	99.5%	
	98	don't know	7	0.03%	
Total			20,662	99.6%	

Valid	Invalid	Minimum	Maximum	Mean	StdDev
83	20662	0	12	2.4457831...	2.8252045...

### H1HR11J - S11Q211J HH MEMBER 10-MOS IN SAME HH-W1

Type	Numeric (Double)
H1HR11J	11J. 10th Household Member: For how many months have you and {NAME} lived in the same household?

			Frequency	% of total	% of valid
Missing	97	legitimate skip	20721	99.88%	
	Total		20,721	99.88%	

Valid	Invalid	Minimum	Maximum	Mean	StdDev
24	20721	0	11	5.4166666...	3.2291695...

 H1HR2K - S11Q2K HH MEMBER 11-GENDER-W1

Type	Code
Measurement Unit	numeric
H1HR2K	2K. 11th Household Member: Is {NAME} male or female?

			Frequency	% of total	% of valid
Valid	1	male	34	0.16%	40.96%
	2	female	49	0.24%	59.04%
	Total		83	0.4%	100%
Missing	6	refused	13	0.06%	
	7	legitimate skip	20642	99.5%	
	8	don't know	7	0.03%	
	Total		20,662	99.6%	

Valid	Invalid	Minimum	Maximum
83	20662	1	2

 H1HR3K - S11Q3K HH MEMBER 11-RELATION TO YOU-W1

Type	Code
Measurement Unit	numeric
H1HR3K	3K. 11th Household Member: What is {NAME}'s relationship to you?

			Frequency	% of total	% of valid
Valid	4	daughter	2	0.01%	2.41%
	5	brother	8	0.04%	9.64%
	6	brother's wife	1	0%	1.2%
	8	sister	13	0.06%	15.66%
	9	sister's husband	2	0.01%	2.41%
	13	father's partner	1	0%	1.2%
	14	mother	2	0.01%	2.41%
	20	grandmother	3	0.01%	3.61%
	23	uncle	3	0.01%	3.61%
	24	aunt	3	0.01%	3.61%
	25	cousin	14	0.07%	16.87%
	26	nephew	9	0.04%	10.84%
	27	niece	11	0.05%	13.25%
	28	other relative	1	0%	1.2%
	29	other non-relative	10	0.05%	12.05%
Total		83	0.4%	100%	

Missing	96	refused	13	0.06%	
	97	legitimate skip	20642	99.5%	
	98	don't know	7	0.03%	
		Total	20,662	99.6%	

Valid	Invalid	Minimum	Maximum
83	20662	4	29

### H1HR4K - S11Q4K HH MEMBER 11-OFFSPRING-W1

Type	Code
Measurement Unit	numeric
H1HR4K	4K. 11th Household Member: [If relative="son" or "daughter":] Which description best fits {NAME}'s relationship to you?

			Frequency	% of total	% of valid
Valid	7	biological daughter	2	0.01%	100%
		Total	2	0.01%	100%
Missing	97	legitimate skip	20743	99.99%	
		Total	20,743	99.99%	

Valid	Invalid	Minimum	Maximum
2	20743	7	7

### H1HR5K - S11Q5K HH MEMBER 11-SIBLING-W1

Type	Code
Measurement Unit	numeric
H1HR5K	5K. 11th Household Member: [If relative="brother" or "sister":] Which description best fits {NAME}'s relationship to you?

			Frequency	% of total	% of valid
Valid	1	full brother	8	0.04%	38.1%
	7	full sister	10	0.05%	47.62%
	8	half-sister	2	0.01%	9.52%
	12	other	1	0%	4.76%
		Total	21	0.1%	100%
Missing	97	legitimate skip	20724	99.9%	
		Total	20,724	99.9%	

Valid	Invalid	Minimum	Maximum
21	20724	1	12



 H1HR6K - S11Q6K HH MEMBER 11-PARENT-W1

Type	Code
Measurement Unit	numeric
H1HR6K	6K. 11th Household Member: [If relative="father" or "mother":] Which description best fits {NAME}'s relationship to you?

			Frequency	% of total	% of valid
Valid	7	biological mother	2	0.01%	100%
		Total	2	0.01%	100%
Missing	97	legitimate skip	20743	99.99%	
		Total	20,743	99.99%	

Valid	Invalid	Minimum	Maximum
2	20743	7	7

 H1HR7K - S11Q7K HH MEMBER 11-AGE-W1

Type	Numeric (Double)
H1HR7K	7K. 11th Household Member: How old is {NAME}?

			Frequency	% of total	% of valid
Missing	996	refused	13	0.06%	
		legitimate skip	20642	99.5%	
		don't know	10	0.05%	
		Total	20,665	99.61%	

Valid	Invalid	Minimum	Maximum	Mean	StdDev
80	20665	0	68	12.7625	15.308013...

 H1HR8K - S11Q8K HH MEMBER 11-APPROXIMATE AGE-W1

Type	Code
Measurement Unit	numeric
H1HR8K	8K. 11th Household Member: About how old is {NAME}?

			Frequency
Missing	997	legitimate skip	20735
		don't know	10

Valid	Invalid
0	20745

 H1HR9K - S11Q9K HH MEMBER 11-SAME HH-W1

Type	Code
Measurement Unit	numeric
H1HR9K	9K. 11th Household Member: Have you and {NAME} always lived in the same household?

			Frequency	% of total	% of valid
Valid	0	no	37	0.18%	44.58%
	1	yes	46	0.22%	55.42%
Total			83	0.4%	100%
Missing	6	refused	13	0.06%	
	7	legitimate skip	20642	99.5%	
	8	don't know	7	0.03%	
Total			20,662	99.6%	

Valid	Invalid	Minimum	Maximum
83	20662	0	1

 H1HR10K - S11Q10K HH MEMBER 11-YRS IN SAME HH-W1

Type	Numeric (Double)
H1HR10K	10K. 11th Household Member: For how many years have you and {NAME} lived in the same household?
OutputVariableName	If refused or don't know, skip the next household member or to Q12.

			Frequency	% of total	% of valid
Missing	96	refused	12	0.06%	
	97	legitimate skip	20688	99.73%	
	98	don't know	7	0.03%	
Total			20,707	99.82%	

Valid	Invalid	Minimum	Maximum	Mean	StdDev
38	20707	0	10	1.9210526...	2.1102270...

 H1HR11K - S11Q211K HH MEMBER 11-MOS IN SAME HH-W1

Type	Numeric (Double)
H1HR11K	11K. 11th Household Member: For how many months have you and {NAME} lived in the same household?

			Frequency	% of total	% of valid
--	--	--	-----------	------------	------------

Missing	96	refused	1	0%	
	97	legitimate skip	20732	99.94%	
		Total	20,733	99.94%	

Valid	Invalid	Minimum	Maximum	Mean	StdDev
12	20733	1	7	3.8333333...	1.9462473...

### H1HR2L - S11Q2L HH MEMBER 12-GENDER-W1

Type	Code
Measurement Unit	numeric
H1HR2L	2L. 12th Household Member: Is {NAME} male or female?

			Frequency	% of total	% of valid
Valid	1	male	31	0.15%	60.78%
	2	female	20	0.1%	39.22%
		Total	51	0.25%	100%
Missing	6	refused	13	0.06%	
	7	legitimate skip	20674	99.66%	
	8	don't know	7	0.03%	
		Total	20,694	99.75%	

Valid	Invalid	Minimum	Maximum
51	20694	1	2

### H1HR3L - S11Q3L HH MEMBER 12-RELATION TO YOU-W1

Type	Code
Measurement Unit	numeric
H1HR3L	3L. 12th Household Member: What is {NAME}'s relationship to you?

			Frequency	% of total	% of valid
Valid	5	brother	8	0.04%	15.69%
	8	sister	7	0.03%	13.73%
	9	sister's husband	1	0%	1.96%
	11	father	1	0%	1.96%
	19	grandfather	1	0%	1.96%
	20	grandmother	1	0%	1.96%
	23	uncle	2	0.01%	3.92%
	25	cousin	8	0.04%	15.69%
	26	nephew	8	0.04%	15.69%
	27	niece	4	0.02%	7.84%
	29	other non-relative	10	0.05%	19.61%

		Total	51	0.25%	100%
Missing	96	refused	13	0.06%	
	97	legitimate skip	20674	99.66%	
	98	don't know	7	0.03%	
		Total	20,694	99.75%	

Valid	Invalid	Minimum	Maximum
51	20694	5	29

### H1HR4L - S11Q4L HH MEMBER 12-OFFSPRING-W1

Type	Numeric (Double)
H1HR4L	4L. 12th Household Member: [If relative="son" or "daughter":] Which description best fits {NAME}'s relationship to you?

			Frequency
Missing	97	legitimate skip	20745

Valid	Invalid
0	20745

### H1HR5L - S11Q5L HH MEMBER 12-SIBLING-W1

Type	Code
Measurement Unit	numeric
H1HR5L	5L. 12th Household Member: [If relative="brother" or "sister":] Which description best fits {NAME}'s relationship to you?

			Frequency	% of total	% of valid
Valid	1	full brother	6	0.03%	40%
	2	half-brother	2	0.01%	13.33%
	7	full sister	6	0.03%	40%
	12	other	1	0%	6.67%
		Total	15	0.07%	100%
Missing	97	legitimate skip	20730	99.93%	
		Total	20,730	99.93%	

Valid	Invalid	Minimum	Maximum
15	20730	1	12

### H1HR6L - S11Q6L HH MEMBER 12-PARENT-W1

Type	Code
------	------

Measurement Unit	numeric
H1HR6L	6L. 12th Household Member: [If relative="father" or "mother":] Which description best fits {NAME}'s relationship to you?

			Frequency	% of total	% of valid
Valid	1	biological father	1	0%	100%
		Total	1	0%	100%
Missing	97	legitimate skip	20744	100%	
		Total	20,744	100%	

Valid	Invalid	Minimum	Maximum
1	20744	1	1

### H1HR7L - S11Q7L HH MEMBER 12-AGE-W1

Type	Numeric (Double)
H1HR7L	7L. 12th Household Member: How old is {NAME}?

			Frequency	% of total	% of valid
Missing	996	refused	13	0.06%	
	997	legitimate skip	20674	99.66%	
	998	don't know	8	0.04%	
		Total	20,695	99.76%	

Valid	Invalid	Minimum	Maximum	Mean	StdDev
50	20695	0	73	14.02	15.875137...

### H1HR8L - S11Q8L HH MEMBER 12-APPROXIMATE AGE-W1

Type	Code
Measurement Unit	numeric
H1HR8L	8L. 12th Household Member: About how old is {NAME}?

			Frequency
Missing	997	legitimate skip	20737
	998	don't know	8

Valid	Invalid
0	20745

### H1HR9L - S11Q9L HH MEMBER 12-SAME HH-W1

Type	Code
Measurement Unit	numeric

H1HR9L	9L. 12th Household Member: Have you and {NAME} always lived in the same household?
--------	--

			Frequency	% of total	% of valid
Valid	0	no	26	0.13%	50%
	1	yes	26	0.13%	50%
Total			52	0.25%	100%
Missing	6	refused	12	0.06%	
	7	legitimate skip	20674	99.66%	
	8	don't know	7	0.03%	
Total			20,693	99.75%	

Valid	Invalid	Minimum	Maximum
52	20693	0	1

### H1HR10L - S11Q10L HH MEMBER 12-YRS IN SAME HH-W1

Type	Numeric (Double)
H1HR10L	10L. 12th Household Member: For how many years have you and {NAME} lived in the same household?
OutputVariableName	If refused or don't know, skip the next household member or to Q12.

			Frequency	% of total	% of valid
Missing	96	refused	12	0.06%	
	97	legitimate skip	20700	99.78%	
	98	don't know	7	0.03%	
Total			20,719	99.87%	

Valid	Invalid	Minimum	Maximum	Mean	StdDev
26	20719	0	14	2.3076923...	3.8342585...

### H1HR11L - S11Q211L HH MEMBER 12-MOS IN SAME HH-W1

Type	Numeric (Double)
H1HR11L	11L. 12th Household Member: For how many months have you and {NAME} lived in the same household?

			Frequency	% of total	% of valid
Missing	97	legitimate skip	20735	99.95%	
	Total		20,735	99.95%	

Valid	Invalid	Minimum	Maximum	Mean	StdDev
10	20735	0	9	3.9	3.3813212...

 H1HR2M - S11Q2M HH MEMBER 13-GENDER-W1

Type	Code
Measurement Unit	numeric
H1HR2M	2M. 13th Household Member: Is {NAME} male or female?

			Frequency	% of total	% of valid
Valid	1	male	14	0.07%	58.33%
	2	female	10	0.05%	41.67%
	Total		24	0.12%	100%
Missing	6	refused	12	0.06%	
	7	legitimate skip	20703	99.8%	
	8	don't know	6	0.03%	
	Total		20,721	99.88%	

Valid	Invalid	Minimum	Maximum
24	20721	1	2

 H1HR3M - S11Q3M HH MEMBER 13-RELATION TO YOU-W1

Type	Code
Measurement Unit	numeric
H1HR3M	3M. 13th Household Member: What is {NAME}'s relationship to you?

			Frequency	% of total	% of valid
Valid	5	brother	3	0.01%	12.5%
	8	sister	4	0.02%	16.67%
	11	father	3	0.01%	12.5%
	24	aunt	1	0%	4.17%
	25	cousin	8	0.04%	33.33%
	27	niece	2	0.01%	8.33%
	29	other non-relative	3	0.01%	12.5%
	Total		24	0.12%	100%
Missing	96	refused	12	0.06%	
	97	legitimate skip	20703	99.8%	
	98	don't know	6	0.03%	
	Total		20,721	99.88%	

Valid	Invalid	Minimum	Maximum
24	20721	5	29

 H1HR4M - S11Q4M HH MEMBER 13-OFFSPRING-W1

Type	Numeric (Double)
H1HR4M	4M. 13th Household Member: [If relative="son" or "daughter":] Which description best fits {NAME}'s relationship to you?

			Frequency
Missing	97	legitimate skip	20745

Valid	Invalid
0	20745

 H1HR5M - S11Q5M HH MEMBER 13-SIBLING-W1

Type	Code
Measurement Unit	numeric
H1HR5M	5M. 13th Household Member: [If relative="brother" or "sister":] Which description best fits {NAME}'s relationship to you?

			Frequency	% of total	% of valid
Valid	1	full brother	3	0.01%	42.86%
	7	full sister	3	0.01%	42.86%
	12	other	1	0%	14.29%
		Total	7	0.03%	100%
Missing	97	legitimate skip	20738	99.97%	
		Total	20,738	99.97%	

Valid	Invalid	Minimum	Maximum
7	20738	1	12

 H1HR6M - S11Q6M HH MEMBER 13-PARENT-W1

Type	Code
Measurement Unit	numeric
H1HR6M	6M. 13th Household Member: [If relative="father" or "mother":] Which description best fits {NAME}'s relationship to you?

			Frequency	% of total	% of valid
Valid	1	biological father	1	0%	33.33%
	2	stepfather	1	0%	33.33%
	4	step/adoptive father	1	0%	33.33%
		Total	3	0.01%	100%



Missing	97	legitimate skip	20742	99.99%	
		Total	20,742	99.99%	

Valid	Invalid	Minimum	Maximum
3	20742	1	4

### H1HR7M - S11Q7M HH MEMBER 13-AGE-W1

Type	Numeric (Double)
H1HR7M	7M. 13th Household Member: How old is {NAME}?

			Frequency	% of total	% of valid
Missing	996	refused	12	0.06%	
	997	legitimate skip	20703	99.8%	
	998	don't know	6	0.03%	
		Total	20,721	99.88%	

Valid	Invalid	Minimum	Maximum	Mean	StdDev
24	20721	0	67	14.625	16.568205...

### H1HR8M - S11Q8M HH MEMBER 13-APPROXIMATE AGE-W1

Type	Code
Measurement Unit	numeric
H1HR8M	8M. 13th Household Member: About how old is {NAME}?

			Frequency
Missing	997	legitimate skip	20739
	998	don't know	6

Valid	Invalid
0	20745

### H1HR9M - S11Q9M HH MEMBER 13-SAME HH-W1

Type	Code
Measurement Unit	numeric
H1HR9M	9M. 13th Household Member: Have you and {NAME} always lived in the same household?

			Frequency	% of total	% of valid
Valid	0	no	14	0.07%	58.33%
	1	yes	10	0.05%	41.67%
		Total	24	0.12%	100%

Missing	6	refused	12	0.06%	
	7	legitimate skip	20703	99.8%	
	8	don't know	6	0.03%	
		Total	20,721	99.88%	

Valid	Invalid	Minimum	Maximum
24	20721	0	1

### H1HR10M - S11Q10M HH MEMBER 13-YRS IN SAME HH-W1

Type	Numeric (Double)
H1HR10M	10M. 13th Household Member: For how many years have you and {NAME} lived in the same household?
OutputVariableName	If refused or don't know, skip the next household member or to Q12.

			Frequency	% of total	% of valid
Missing	96	refused	12	0.06%	
	97	legitimate skip	20713	99.85%	
	98	don't know	6	0.03%	
		Total	20,731	99.93%	

Valid	Invalid	Minimum	Maximum	Mean	StdDev
14	20731	0	16	4.2857142...	4.9525218...

### H1HR11M - S11Q211M HH MEMBER 13-MOS IN SAME HH-W1

Type	Numeric (Double)
H1HR11M	11M. 13th Household Member: For how many months have you and {NAME} lived in the same household?

			Frequency	% of total	% of valid
Missing	97	legitimate skip	20742	99.99%	
		Total	20,742	99.99%	

Valid	Invalid	Minimum	Maximum	Mean	StdDev
3	20742	2	11	5.3333333...	4.9328828...

### H1HR2N - S11Q2N HH MEMBER 14-GENDER-W1

Type	Code
Measurement Unit	numeric
H1HR2N	2N. 14th Household Member: Is {NAME} male or female?

			Frequency	% of total	% of valid
--	--	--	-----------	------------	------------

Valid	1	male	6	0.03%	46.15%
	2	female	7	0.03%	53.85%
		Total	13	0.06%	100%
Missing	6	refused	12	0.06%	
	7	legitimate skip	20714	99.85%	
	8	don't know	6	0.03%	
		Total	20,732	99.94%	

Valid	Invalid	Minimum	Maximum
13	20732	1	2

### H1HR3N - S11Q3N HH MEMBER 14-RELATION TO YOU-W1

Type	Code
Measurement Unit	numeric
H1HR3N	3N. 14th Household Member: What is {NAME}'s relationship to you?

			Frequency	% of total	% of valid
Valid	5	brother	2	0.01%	15.38%
	8	sister	2	0.01%	15.38%
	24	aunt	1	0%	7.69%
	25	cousin	3	0.01%	23.08%
	27	niece	2	0.01%	15.38%
	29	other non-relative	3	0.01%	23.08%
		Total	13	0.06%	100%
Missing	96	refused	12	0.06%	
	97	legitimate skip	20714	99.85%	
	98	don't know	6	0.03%	
		Total	20,732	99.94%	

Valid	Invalid	Minimum	Maximum
13	20732	5	29

### H1HR4N - S11Q4N HH MEMBER 14-OFFSPRING-W1

Type	Numeric (Double)
H1HR4N	4N. 14th Household Member: [If relative="son" or "daughter":] Which description best fits {NAME}'s relationship to you?

			Frequency
Missing	97	legitimate skip	20745

Valid	Invalid

0	20745
---	-------

### H1HR5N - S11Q5N HH MEMBER 14-SIBLING-W1

Type	Code
Measurement Unit	numeric
H1HR5N	5N. 14th Household Member: [If relative="brother" or "sister":] Which description best fits {NAME}'s relationship to you?

			Frequency	% of total	% of valid
Valid	1	full brother	2	0.01%	50%
	7	full sister	1	0%	25%
	8	half-sister	1	0%	25%
		Total	4	0.02%	100%
Missing	97	legitimate skip	20741	99.98%	
		Total	20,741	99.98%	

Valid	Invalid	Minimum	Maximum
4	20741	1	8

### H1HR6N - S11Q6N HH MEMBER 14-PARENT-W1

Type	Code
Measurement Unit	numeric
H1HR6N	6N. 14th Household Member: [If relative="father" or "mother":] Which description best fits {NAME}'s relationship to you?

			Frequency
Missing	97	legitimate skip	20745

Valid	Invalid
0	20745

### H1HR7N - S11Q7N HH MEMBER 14-AGE-W1

Type	Numeric (Double)
H1HR7N	7N. 14th Household Member: How old is {NAME}?

			Frequency	% of total	% of valid
Missing	996	refused	12	0.06%	
	997	legitimate skip	20714	99.85%	
	998	don't know	6	0.03%	
		Total	20,732	99.94%	

Valid	Invalid	Minimum	Maximum	Mean	StdDev
13	20732	0	52	15.923076...	17.693979...

### H1HR8N - S11Q8N HH MEMBER 14-APPROXIMATE AGE-W1

Type	Code
Measurement Unit	numeric
H1HR8N	8N. 14th Household Member: About how old is {NAME}?

			Frequency
Missing	997	legitimate skip	20739
	998	don't know	6

Valid	Invalid
0	20745

### H1HR9N - S11Q9N HH MEMBER 14-SAME HH-W1

Type	Code
Measurement Unit	numeric
H1HR9N	9N. 14th Household Member: Have you and {NAME} always lived in the same household?

			Frequency	% of total	% of valid
Valid	0	no	6	0.03%	46.15%
	1	yes	7	0.03%	53.85%
	Total		13	0.06%	100%
Missing	6	refused	12	0.06%	
	7	legitimate skip	20714	99.85%	
	8	don't know	6	0.03%	
	Total		20,732	99.94%	

Valid	Invalid	Minimum	Maximum
13	20732	0	1

### H1HR10N - S11Q10N HH MEMBER 14-YRS IN SAME HH-W1

Type	Numeric (Double)
H1HR10N	10N. 14th Household Member: For how many years have you and {NAME} lived in the same household?
OutputVariableName	If refused or don't know, skip the next household member or to Q12.

			Frequency	% of total	% of valid
--	--	--	-----------	------------	------------

Missing	96	refused	12	0.06%	
	97	legitimate skip	20721	99.88%	
	98	don't know	6	0.03%	
		Total	20,739	99.97%	

Valid	Invalid	Minimum	Maximum	Mean	StdDev
6	20739	0	9	2.5	3.5071355...

### H1HR11N - S11Q211N HH MEMBER 14-MOS IN SAME HH-W1

Type	Numeric (Double)
H1HR11N	11N. 14th Household Member: For how many months have you and {NAME} lived in the same household?

			Frequency	% of total	% of valid
Missing	97	legitimate skip	20742	99.99%	
		Total	20,742	99.99%	

Valid	Invalid	Minimum	Maximum	Mean	StdDev
3	20742	0	11	5.6666666...	5.5075705...

### H1HR20 - S11Q20 HH MEMBER 15-GENDER-W1

Type	Code
Measurement Unit	numeric
H1HR20	20. 15th Household Member: Is {NAME} male or female?

			Frequency	% of total	% of valid
Valid	1	male	4	0.02%	57.14%
	2	female	3	0.01%	42.86%
		Total	7	0.03%	100%
Missing	6	refused	10	0.05%	
	7	legitimate skip	20722	99.89%	
	8	don't know	6	0.03%	
		Total	20,738	99.97%	

Valid	Invalid	Minimum	Maximum
7	20738	1	2

### H1HR30 - S11Q30 HH MEMBER 15-RELATION TO YOU-W1

Type	Code
Measurement Unit	numeric

H1HR30	3O. 15th Household Member: What is {NAME}'s relationship to you?
--------	--

			Frequency	% of total	% of valid
Valid	5	brother	2	0.01%	28.57%
	24	aunt	1	0%	14.29%
	25	cousin	2	0.01%	28.57%
	29	other non-relative	2	0.01%	28.57%
		Total	7	0.03%	100%
Missing	96	refused	10	0.05%	
	97	legitimate skip	20722	99.89%	
	98	don't know	6	0.03%	
		Total	20,738	99.97%	

Valid	Invalid	Minimum	Maximum
7	20738	5	29

### H1HR40 - S11Q40 HH MEMBER 15-OFFSPRING-W1

Type	Numeric (Double)
H1HR40	4O. 15th Household Member: [If relative="son" or "daughter":] Which description best fits {NAME}'s relationship to you?

			Frequency
Missing	97	legitimate skip	20745

Valid	Invalid
0	20745

### H1HR50 - S11Q50 HH MEMBER 15-SIBLING-W1

Type	Code
Measurement Unit	numeric
H1HR50	5O. 15th Household Member: [If relative="brother" or "sister":] Which description best fits {NAME}'s relationship to you?

			Frequency	% of total	% of valid
Valid	1	full brother	1	0%	50%
	2	half-brother	1	0%	50%
		Total	2	0.01%	100%
Missing	97	legitimate skip	20743	99.99%	
		Total	20,743	99.99%	

Valid	Invalid	Minimum	Maximum

2	20743	1	2
---	-------	---	---

### H1HR60 - S11Q60 HH MEMBER 15-PARENT-W1

Type	Code
Measurement Unit	numeric
H1HR60	60. 15th Household Member: [If relative="father" or "mother":] Which description best fits {NAME}'s relationship to you?

			Frequency
Missing	97	legitimate skip	20745

Valid	Invalid
0	20745

### H1HR70 - S11Q70 HH MEMBER 15-AGE-W1

Type	Numeric (Double)
H1HR70	70. 15th Household Member: How old is {NAME}?

			Frequency	% of total	% of valid
Missing	996	refused	11	0.05%	
	997	legitimate skip	20722	99.89%	
	998	don't know	5	0.02%	
Total			20,738	99.97%	

Valid	Invalid	Minimum	Maximum	Mean	StdDev
7	20738	2	38	17.857142...	12.824827...

### H1HR80 - S11Q80 HH MEMBER 15-APPROXIMATE AGE-W1

Type	Code
Measurement Unit	numeric
H1HR80	80. 15th Household Member: About how old is {NAME}?

			Frequency
Missing	997	legitimate skip	20740
	998	don't know	5

Valid	Invalid
0	20745

### H1HR90 - S11Q90 HH MEMBER 15-SAME HH-W1

Type	Code
------	------



Measurement Unit	numeric
H1HR90	90. 15th Household Member: Have you and {NAME} always lived in the same household?

			Frequency	% of total	% of valid
Valid	0	no	6	0.03%	85.71%
	1	yes	1	0%	14.29%
	Total		7	0.03%	100%
Missing	6	refused	11	0.05%	
	7	legitimate skip	20722	99.89%	
	8	don't know	5	0.02%	
	Total		20,738	99.97%	

Valid	Invalid	Minimum	Maximum
7	20738	0	1

### H1HR100 - S11Q100 HH MEMBER 15-YRS IN SAME HH-W1

Type	Numeric (Double)
H1HR100	100. 15th Household Member: For how many years have you and {NAME} lived in the same household?
OutputVariableName	If refused or don't know, skip the next household member or to Q12.

			Frequency	% of total	% of valid
Missing	96	refused	11	0.05%	
	97	legitimate skip	20723	99.89%	
	98	don't know	5	0.02%	
Total		20,739	99.97%		

Valid	Invalid	Minimum	Maximum	Mean	StdDev
6	20739	1	10	4.6666666...	3.3266599...

### H1HR110 - S11Q211O HH MEMBER 15-MOS IN SAME HH-W1

Type	Code
Measurement Unit	numeric
H1HR110	110. 15th Household Member: For how many months have you and {NAME} lived in the same household?

			Frequency
Missing	97	legitimate skip	20745

Valid	Invalid
0	20745

 H1HR2P - S11Q2P HH MEMBER 16-GENDER-W1

Type	Code
Measurement Unit	numeric
H1HR2P	2P. 16th Household Member: Is {NAME} male or female?

			Frequency	% of total	% of valid
Valid	1	male	2	0.01%	100%
	Total		2	0.01%	100%
Missing	6	refused	10	0.05%	
	7	legitimate skip	20728	99.92%	
	8	don't know	5	0.02%	
Total			20,743	99.99%	

Valid	Invalid	Minimum	Maximum
2	20743	1	1

 H1HR3P - S11Q3P HH MEMBER 16-RELATION TO YOU-W1

Type	Code
Measurement Unit	numeric
H1HR3P	3P. 16th Household Member: What is {NAME}'s relationship to you?

			Frequency	% of total	% of valid
Valid	5	brother	1	0%	50%
	25	cousin	1	0%	50%
Total			2	0.01%	100%
Missing	96	refused	10	0.05%	
	97	legitimate skip	20728	99.92%	
	98	don't know	5	0.02%	
Total			20,743	99.99%	

Valid	Invalid	Minimum	Maximum
2	20743	5	25

 H1HR4P - S11Q4P HH MEMBER 16-OFFSPRING-W1

Type	Numeric (Double)
H1HR4P	4P. 16th Household Member: [If relative="son" or "daughter":] Which description best fits {NAME}'s relationship to you?

Frequency
-----------

Missing	97	legitimate skip	20745
---------	----	-----------------	-------

Valid	Invalid
0	20745

### H1HR5P - S11Q5P HH MEMBER 16-SIBLING-W1

Type	Code
Measurement Unit	numeric
H1HR5P	5P. 16th Household Member: [If relative="brother" or "sister":] Which description best fits {NAME}'s relationship to you?

			Frequency	% of total	% of valid
Valid	1	full brother	1	0%	100%
		Total	1	0%	100%
Missing	97	legitimate skip	20744	100%	
		Total	20,744	100%	

Valid	Invalid	Minimum	Maximum
1	20744	1	1

### H1HR6P - S11Q6P HH MEMBER 16-PARENT-W1

Type	Code
Measurement Unit	numeric
H1HR6P	6P. 16th Household Member: [If relative="father" or "mother":] Which description best fits {NAME}'s relationship to you?

			Frequency
Missing	97	legitimate skip	20745

Valid	Invalid
0	20745

### H1HR7P - S11Q7P HH MEMBER 16-AGE-W1

Type	Numeric (Double)
H1HR7P	7P. 16th Household Member: How old is {NAME}?

			Frequency	% of total	% of valid
Missing	996	refused	10	0.05%	
	997	legitimate skip	20728	99.92%	
	998	don't know	5	0.02%	
		Total	20,743	99.99%	

Valid	Invalid	Minimum	Maximum	Mean	StdDev
2	20743	12	22	17	7.0710678...

### H1HR8P - S11Q8P HH MEMBER 16-APPROXIMATE AGE-W1

Type	Code
Measurement Unit	numeric
H1HR8P	8P. 16th Household Member: About how old is {NAME}?

			Frequency
Missing	997	legitimate skip	20740
	998	don't know	5

Valid	Invalid
0	20745

### H1HR9P - S11Q9P HH MEMBER 16-SAME HH-W1

Type	Code
Measurement Unit	numeric
H1HR9P	9P. 16th Household Member: Have you and {NAME} always lived in the same household?

			Frequency	% of total	% of valid
Valid	0	no	1	0%	50%
	1	yes	1	0%	50%
Total			2	0.01%	100%
Missing	6	refused	10	0.05%	
	7	legitimate skip	20728	99.92%	
	8	don't know	5	0.02%	
Total			20,743	99.99%	

Valid	Invalid	Minimum	Maximum
2	20743	0	1

### H1HR10P - S11Q10P HH MEMBER 16-YRS IN SAME HH-W1

Type	Numeric (Double)
H1HR10P	10P. 16th Household Member: For how many years have you and {NAME} lived in the same household?
OutputVariableName	If refused or don't know, skip the next household member or to Q12.

			Frequency	% of total	% of valid
--	--	--	-----------	------------	------------

Missing	96	refused	10	0.05%	
	97	legitimate skip	20729	99.92%	
	98	don't know	5	0.02%	
		Total	20,744	100%	

Valid	Invalid	Minimum	Maximum	Mean	StdDev
1	20744	8	8	8	NaN

### H1HR11P - S11Q211P HH MEMBER 16-MOS IN SAME HH-W1

Type	Code
Measurement Unit	numeric
H1HR11P	11P. 16th Household Member: For how many months have you and {NAME} lived in the same household?

			Frequency
Missing	97	legitimate skip	20745

Valid	Invalid
0	20745

### H1HR2Q - S11Q2Q HH MEMBER 17-GENDER-W1

Type	Code
Measurement Unit	numeric
H1HR2Q	2Q. 17th Household Member: Is {NAME} male or female?

			Frequency	% of total	% of valid
Valid	1	male	1	0%	100%
		Total	1	0%	100%
Missing	6	refused	10	0.05%	
	7	legitimate skip	20729	99.92%	
	8	don't know	5	0.02%	
		Total	20,744	100%	

Valid	Invalid	Minimum	Maximum
1	20744	1	1

### H1HR3Q - S11Q3Q HH MEMBER 17-RELATION TO YOU-W1

Type	Code
Measurement Unit	numeric
H1HR3Q	3Q. 17th Household Member: What is {NAME}'s relationship to you?

			Frequency	% of total	% of valid
Valid	23	uncle	1	0%	100%
		Total	1	0%	100%
Missing	96	refused	10	0.05%	
	97	legitimate skip	20729	99.92%	
	98	don't know	5	0.02%	
		Total	20,744	100%	

Valid	Invalid	Minimum	Maximum
1	20744	23	23

### H1HR4Q - S11Q4Q HH MEMBER 17-OFFSPRING-W1

Type	Numeric (Double)
H1HR4Q	4Q. 17th Household Member: [If relative="son" or "daughter":] Which description best fits {NAME}'s relationship to you?

			Frequency
Missing	97	legitimate skip	20745

Valid	Invalid
0	20745

### H1HR5Q - S11Q5Q HH MEMBER 17-SIBLING-W1

Type	Numeric (Double)
H1HR5Q	5Q. 17th Household Member: [If relative="brother" or "sister":] Which description best fits {NAME}'s relationship to you?

			Frequency
Missing	97	legitimate skip	20745

Valid	Invalid
0	20745

### H1HR6Q - S11Q6Q HH MEMBER 17-PARENT-W1

Type	Code
Measurement Unit	numeric
H1HR6Q	6Q. 17th Household Member: [If relative="father" or "mother":] Which description best fits {NAME}'s relationship to you?

			Frequency
Missing	97	legitimate skip	20745

Valid	Invalid
0	20745

### H1HR7Q - S11Q7Q HH MEMBER 17-AGE-W1

Type	Numeric (Double)
H1HR7Q	7Q. 17th Household Member: How old is {NAME}?

			Frequency	% of total	% of valid
Missing	996	refused	10	0.05%	
	997	legitimate skip	20729	99.92%	
	998	don't know	5	0.02%	
Total			20,744	100%	

Valid	Invalid	Minimum	Maximum	Mean	StdDev
1	20744	67	67	67	NaN

### H1HR8Q - S11Q8Q HH MEMBER 17-APPROXIMATE AGE-W1

Type	Code
Measurement Unit	numeric
H1HR8Q	8Q. 17th Household Member: About how old is {NAME}?

			Frequency
Missing	997	legitimate skip	20740
	998	don't know	5

Valid	Invalid
0	20745

### H1HR9Q - S11Q9Q HH MEMBER 17-SAME HH-W1

Type	Code
Measurement Unit	numeric
H1HR9Q	9Q. 17th Household Member: Have you and {NAME} always lived in the same household?

			Frequency	% of total	% of valid
Valid	0	no	1	0%	100%
	Total		1	0%	100%
Missing	6	refused	10	0.05%	
	7	legitimate skip	20729	99.92%	
	8	don't know	5	0.02%	

		Total	20,744	100%	
--	--	-------	--------	------	--

Valid	Invalid	Minimum	Maximum
1	20744	0	0

### H1HR10Q - S11Q10Q HH MEMBER 17-YRS IN SAME HH-W1

Type	Numeric (Double)
H1HR10Q	10Q. 17th Household Member: For how many years have you and {NAME} lived in the same household?
OutputVariableName	If refused or don't know, skip the next household member or to Q12.

			Frequency	% of total	% of valid
Missing	96	refused	10	0.05%	
	97	legitimate skip	20729	99.92%	
	98	don't know	5	0.02%	
Total			20,744	100%	

Valid	Invalid	Minimum	Maximum	Mean	StdDev
1	20744	10	10	10	NaN

### H1HR11Q - S11Q211Q HH MEMBER 17-MOS IN SAME HH-W1

Type	Code
Measurement Unit	numeric
H1HR11Q	11Q. 17th Household Member: For how many months have you and {NAME} lived in the same household?

			Frequency
Missing	97	legitimate skip	20745

Valid	Invalid
0	20745

### H1HR2R - S11Q2R HH MEMBER 18-GENDER-W1

Type	Code
Measurement Unit	numeric
H1HR2R	2R. 18th Household Member: Is {NAME} male or female?

			Frequency
Missing	6	refused	10
	7	legitimate skip	20730
	8	don't know	5



Valid	Invalid
0	20745

### H1HR3R - S11Q3R HH MEMBER 18-RELATION TO YOU-W1

Type	Numeric (Double)
H1HR3R	3R. 18th Household Member: What is {NAME}'s relationship to you?

			Frequency
Missing	96	refused	10
	97	legitimate skip	20730
	98	don't know	5

Valid	Invalid
0	20745

### H1HR4R - S11Q4R HH MEMBER 18-OFFSPRING-W1

Type	Numeric (Double)
H1HR4R	4R. 18th Household Member: [If relative="son" or "daughter":] Which description best fits {NAME}'s relationship to you?

			Frequency
Missing	97	legitimate skip	20745

Valid	Invalid
0	20745

### H1HR5R - S11Q5R HH MEMBER 18-SIBLING-W1

Type	Numeric (Double)
H1HR5R	5R. 18th Household Member: [If relative="brother" or "sister":] Which description best fits {NAME}'s relationship to you?

			Frequency
Missing	97	legitimate skip	20745

Valid	Invalid
0	20745

### H1HR6R - S11Q6R HH MEMBER 18-PARENT-W1

Type	Code
Measurement Unit	numeric

H1HR6R	6R. 18th Household Member: [If relative="father" or "mother":] Which description best fits {NAME}'s relationship to you?
--------	--

			Frequency
Missing	97	legitimate skip	20745

Valid	Invalid
0	20745

### H1HR7R - S11Q7R HH MEMBER 18-AGE-W1

Type	Code
Measurement Unit	numeric
H1HR7R	7R. 18th Household Member: How old is {NAME}?

			Frequency
Missing	996	refused	10
	997	legitimate skip	20730
	998	don't know	5

Valid	Invalid
0	20745

### H1HR8R - S11Q8R HH MEMBER 18-APPROXIMATE AGE-W1

Type	Code
Measurement Unit	numeric
H1HR8R	8R. 18th Household Member: About how old is {NAME}?

			Frequency
Missing	997	legitimate skip	20740
	998	don't know	5

Valid	Invalid
0	20745

### H1HR9R - S11Q9R HH MEMBER 18-SAME HH-W1

Type	Code
Measurement Unit	numeric
H1HR9R	9R. 18th Household Member: Have you and {NAME} always lived in the same household?

			Frequency
--	--	--	-----------

Missing	6	refused	10
	7	legitimate skip	20730
	8	don't know	5

Valid	Invalid
0	20745

### H1HR10R - S11Q10R HH MEMBER 18-YRS IN SAME HH-W1

Type	Numeric (Double)
H1HR10R	10R. 18th Household Member: For how many years have you and {NAME} lived in the same household?
OutputVariableName	If refused or don't know, skip the next household member or to Q12.

			Frequency
Missing	96	refused	10
	97	legitimate skip	20730
	98	don't know	5

Valid	Invalid
0	20745

### H1HR11R - S11Q211R HH MEMBER 18-MOS IN SAME HH-W1

Type	Code
Measurement Unit	numeric
H1HR11R	11R. 18th Household Member: For how many months have you and {NAME} lived in the same household?

			Frequency
Missing	97	legitimate skip	20745

Valid	Invalid
0	20745

### H1HR2S - S11Q2S HH MEMBER 19-GENDER-W1

Type	Code
Measurement Unit	numeric
H1HR2S	2S. 19th Household Member: Is {NAME} male or female?

			Frequency
Missing	6	refused	10
	7	legitimate skip	20730
	8	don't know	5

Valid	Invalid
0	20745

### H1HR3S - S11Q3S HH MEMBER 19-RELATION TO YOU-W1

Type	Numeric (Double)
H1HR3S	3S. 19th Household Member: What is {NAME}'s relationship to you?

			Frequency
Missing	96	refused	10
	97	legitimate skip	20730
	98	don't know	5

Valid	Invalid
0	20745

### H1HR4S - S11Q4S HH MEMBER 19-OFFSPRING-W1

Type	Numeric (Double)
H1HR4S	4S. 19th Household Member: [If relative="son" or "daughter":] Which description best fits {NAME}'s relationship to you?

			Frequency
Missing	97	legitimate skip	20745

Valid	Invalid
0	20745

### H1HR5S - S11Q5S HH MEMBER 19-SIBLING-W1

Type	Numeric (Double)
H1HR5S	5S. 19th Household Member: [If relative="brother" or "sister":] Which description best fits {NAME}'s relationship to you?

			Frequency
Missing	97	legitimate skip	20745

Valid	Invalid
0	20745

### H1HR6S - S11Q6S HH MEMBER 19-PARENT-W1

Type	Code
Measurement Unit	numeric

H1HR6S	6S. 19th Household Member: [If relative="father" or "mother":] Which description best fits {NAME}'s relationship to you?
--------	--

			Frequency
Missing	97	legitimate skip	20745

Valid	Invalid
0	20745

### H1HR7S - S11Q7S HH MEMBER 19-AGE-W1

Type	Code
Measurement Unit	numeric
H1HR7S	7S. 19th Household Member: How old is {NAME}?

Valid	Invalid	Minimum	Maximum
20745	0	996	998

### H1HR8S - S11Q8S HH MEMBER 19-APPROXIMATE AGE-W1

Type	Code
Measurement Unit	numeric
H1HR8S	8S. 19th Household Member: About how old is {NAME}?

			Frequency
Missing	997	legitimate skip	20740
	998	don't know	5

Valid	Invalid
0	20745

### H1HR9S - S11Q9S HH MEMBER 19-SAME HH-W1

Type	Code
Measurement Unit	numeric
H1HR9S	9S. 19th Household Member: Have you and {NAME} always lived in the same household?

			Frequency
Missing	6	refused	10
	7	legitimate skip	20730
	8	don't know	5

Valid	Invalid
0	20745

 H1HR10S - S11Q10S HH MEMBER 19-YRS IN SAME HH-W1

Type	Numeric (Double)
H1HR10S	10S. 19th Household Member: For how many years have you and {NAME} lived in the same household?
OutputVariableName	If refused or don't know, skip the next household member or to Q12.

			Frequency
Missing	96	refused	10
	97	legitimate skip	20730
	98	don't know	5

Valid	Invalid
0	20745

 H1HR11S - S11Q211S HH MEMBER 19-MOS IN SAME HH-W1

Type	Code
Measurement Unit	numeric
H1HR11S	11S. 19th Household Member: For how many months have you and {NAME} lived in the same household?

			Frequency
Missing	97	legitimate skip	20745

Valid	Invalid
0	20745

 H1HR2T - S11Q2T HH MEMBER 20-GENDER-W1

Type	Code
Measurement Unit	numeric
H1HR2T	2T. 20th Household Member: Is {NAME} male or female?

			Frequency
Missing	6	refused	9
	7	legitimate skip	20731
	8	don't know	5

Valid	Invalid
0	20745

 H1HR3T - S11Q3T HH MEMBER 20-RELATION TO YOU-W1

Type	Code
Measurement Unit	numeric
H1HR3T	3T. 20th Household Member: What is {NAME}'s relationship to you?

			Frequency	% of total	% of valid
Valid	1	wife or husband	1	0%	100%
	Total		1	0%	100%
Missing	96	refused	8	0.04%	
	97	legitimate skip	20731	99.93%	
	98	don't know	5	0.02%	
Total			20,744	100%	

Valid	Invalid	Minimum	Maximum
1	20744	1	1

### H1HR4T - S11Q4T HH MEMBER 20-OFFSPRING-W1

Type	Numeric (Double)
H1HR4T	4T. 20th Household Member: [If relative="son" or "daughter":] Which description best fits {NAME}'s relationship to you?

			Frequency
Missing	97	legitimate skip	20745

Valid	Invalid
0	20745

### H1HR5T - S11Q5T HH MEMBER 20-SIBLING-W1

Type	Code
Measurement Unit	numeric
H1HR5T	5T. 20th Household Member: [If relative="brother" or "sister":] Which description best fits {NAME}'s relationship to you?

			Frequency
Missing	97	legitimate skip	20745

Valid	Invalid
0	20745

### H1HR6T - S11Q6T HH MEMBER 20-PARENT-W1

Type	Code
Measurement Unit	numeric

H1HR6T	6T. 20th Household Member: [If relative="father" or "mother":] Which description best fits {NAME}'s relationship to you?
--------	--

			Frequency
Missing	97	legitimate skip	20745

Valid	Invalid
0	20745

### H1HR7T - S11Q7T HH MEMBER 20-AGE-W1

Type	Code
Measurement Unit	numeric
H1HR7T	7T. 20th Household Member: How old is {NAME}?

			Frequency
Missing	996	refused	9
	997	legitimate skip	20731
	998	don't know	5

Valid	Invalid
0	20745

### H1HR8T - S11Q8T HH MEMBER 20-APPROXIMATE AGE-W1

Type	Code
Measurement Unit	numeric
H1HR8T	8T. 20th Household Member: About how old is {NAME}?

			Frequency
Missing	997	legitimate skip	20740
	998	don't know	5

Valid	Invalid
0	20745

### H1HR9T - S11Q9T HH MEMBER 20-SAME HH-W1

Type	Code
Measurement Unit	numeric
H1HR9T	9T. 20th Household Member: Have you and {NAME} always lived in the same household?

			Frequency
--	--	--	-----------



Missing	6	refused	9
	7	legitimate skip	20731
	8	don't know	5

Valid	Invalid
0	20745

### H1HR10T - S11Q10T HH MEMBER 20-YRS IN SAME HH-W1

Type	Numeric (Double)
H1HR10T	10T. 20th Household Member: For how many years have you and {NAME} lived in the same household?
OutputVariableName	If refused or don't know, skip the next household member or to Q12.

			Frequency
Missing	96	refused	9
	97	legitimate skip	20731
	98	don't know	5

Valid	Invalid
0	20745

### H1HR11T - S11Q211T HH MEMBER 20-MOS IN SAME HH-W1

Type	Code
Measurement Unit	numeric
H1HR11T	11T. 20th Household Member: For how many months have you and {NAME} lived in the same household?

			Frequency
Missing	97	legitimate skip	20745

Valid	Invalid
0	20745

### H1HR12 - S11Q12 WHO ACTS AS THE MOTHER TO YOU-W1

Type	Code
Measurement Unit	numeric
H1HR12	12. You have not indicated that any member of your household is either your mother or your father. Who in your household acts in the place of a mother to you?

			Frequency	% of total	% of valid
--	--	--	-----------	------------	------------

Valid	0	no one	384	1.85%	28.83%
	1	first household member	620	2.99%	46.55%
	2	second household member	190	0.92%	14.26%
	3	third household member	64	0.31%	4.8%
	4	fourth household member	27	0.13%	2.03%
	5	fifth household member	22	0.11%	1.65%
	6	sixth household member	8	0.04%	0.6%
	7	seventh household member	9	0.04%	0.68%
	8	eighth household member	4	0.02%	0.3%
	9	ninth household member	3	0.01%	0.23%
	11	eleventh household member	1	0%	0.08%
		Total	1,332	6.42%	100%
Missing	96	refused	29	0.14%	
	97	legitimate skip	19369	93.37%	
	98	don't know	15	0.07%	
		Total	19,413	93.58%	

Valid	Invalid	Minimum	Maximum
1332	19413	0	11

### 

Type	Code
Measurement Unit	numeric
H1HR13	13. Who in your household acts in the place of a father to you?

			Frequency	% of total	% of valid
Valid	0	no one	734	3.54%	55.02%
	1	first household member	251	1.21%	18.82%
	2	second household member	222	1.07%	16.64%
	3	third household member	50	0.24%	3.75%
	4	fourth household member	41	0.2%	3.07%
	5	fifth household member	16	0.08%	1.2%
	6	sixth household member	11	0.05%	0.82%
	7	seventh household member	1	0%	0.07%
	8	eighth household member	4	0.02%	0.3%
	9	ninth household member	2	0.01%	0.15%
	10	tenth household member	1	0%	0.07%
14	fourteenth household member	1	0%	0.07%	
		Total	1,334	6.43%	100%

Missing	96	refused	31	0.15%	
	97	legitimate skip	19369	93.37%	
	98	don't know	11	0.05%	
		Total	19,411	93.57%	

Valid	Invalid	Minimum	Maximum
1334	19411	0	14

### H1HR14 - S11Q14 NO OF CHILDREN FRM BIO PARENTS-W1

Type	Numeric (Double)
H1HR14	14. How many children have your biological parents had together?

			Frequency	% of total	% of valid
Missing	.	missing	9	0.04%	
	96	refused	32	0.15%	
	98	don't know	273	1.32%	
	99	not applicable	2	0.01%	
		Total	316	1.52%	

Valid	Invalid	Minimum	Maximum	Mean	StdDev
20429	316	1	15	2.6260218...	1.4936522...

### H1HR15 - S11Q15 WHICH NUMBER ARE YOU-W1

Type	Code
Measurement Unit	numeric
H1HR15	15. Which child are you--the first, the second, or what?

			Frequency	% of total	% of valid
--	--	--	-----------	------------	------------

Valid	1	1st child	6078	29.3%	37.34%
	2	2nd child	6026	29.05%	37.02%
	3	3rd child	2557	12.33%	15.71%
	4	4th child	897	4.32%	5.51%
	5	5th child	336	1.62%	2.06%
	6	6th child	170	0.82%	1.04%
	7	7th child	83	0.4%	0.51%
	8	8th child	55	0.27%	0.34%
	9	9th child	36	0.17%	0.22%
	10	10th child	14	0.07%	0.09%
	11	11th child	13	0.06%	0.08%
	12	12th child	6	0.03%	0.04%
	13	13th child	1	0%	0.01%
	14	14th child	3	0.01%	0.02%
	15	15th child	1	0%	0.01%
		Total	16,276	78.46%	100%
Missing	.	missing	2	0.01%	
	96	refused	5	0.02%	
	97	legitimate skip	4443	21.42%	
	98	don't know	18	0.09%	
	99	not applicable	1	0%	
		Total	4,469	21.54%	

Valid	Invalid	Minimum	Maximum
16276	4469	1	15

### H1NM1 - S12Q1 KNOW ANYTHING ABOUT BIO MOM-W1

Type	Code
Measurement Unit	numeric
H1NM1	1. Do you know anything about your biological mother--the woman who gave birth to you?

			Frequency	% of total	% of valid
Valid	0	no	488	2.35%	15.02%
	1	yes	2762	13.31%	84.98%
		Total	3,250	15.67%	100%
Missing	6	refused	28	0.13%	
	7	legitimate skip	17444	84.09%	
	8	don't know	22	0.11%	
	9	not applicable	1	0%	
		Total	17,495	84.33%	

Valid	Invalid	Minimum	Maximum
3250	17495	0	1

### H1NM2 - S12Q2 IS SHE STILL LIVING-W1

Type	Code
Measurement Unit	numeric
H1NM2	2. Is she [biological mother] still living?

			Frequency	% of total	% of valid
Valid	0	no	330	1.59%	12.19%
	1	yes	2378	11.46%	87.81%
	Total		2,708	13.05%	100%
Missing	7	legitimate skip	17983	86.69%	
	8	don't know	54	0.26%	
	Total		18,037	86.95%	

Valid	Invalid	Minimum	Maximum
2708	18037	0	1

### H1NM3 - S12Q3 YOUR AGE WHEN SHE DIED-W1

Type	Code
Measurement Unit	numeric
H1NM3	3. How old were you when she [biological mother] died?

			Frequency	% of total	% of valid
--	--	--	-----------	------------	------------

Valid	1	one year and younger	19	0.09%	5.94%
	2	two years old	15	0.07%	4.69%
	3	three years old	15	0.07%	4.69%
	4	four years old	19	0.09%	5.94%
	5	five years old	14	0.07%	4.38%
	6	six years old	20	0.1%	6.25%
	7	seven years old	25	0.12%	7.81%
	8	eight years old	15	0.07%	4.69%
	9	nine years old	15	0.07%	4.69%
	10	ten years old	20	0.1%	6.25%
	11	eleven years old	23	0.11%	7.19%
	12	twelve years old	24	0.12%	7.5%
	13	thirteen years old	25	0.12%	7.81%
	14	fourteen years old	17	0.08%	5.31%
	15	fifteen years old	16	0.08%	5%
	16	sixteen years old	19	0.09%	5.94%
	17	seventeen years old or older	19	0.09%	5.94%
		Total	320	1.54%	100%
Missing	96	refused	2	0.01%	
	97	legitimate skip	20415	98.41%	
	98	don't know	8	0.04%	
		Total	20,425	98.46%	

Valid	Invalid	Minimum	Maximum
320	20425	1	17

H1NM4 - S12Q4 EDUCATION LEVEL OF BIO MOM-W1	
Type	Code
Measurement Unit	numeric
H1NM4	4. How far in school did your biological mother go?

	Frequency	% of total	% of valid
--	-----------	------------	------------

Valid	1	eighth grade or less	173	0.83%	6.42%
	2	more than eighth grade, but did not graduate from high school	416	2.01%	15.43%
	3	went to a business, trade, or vocational school instead of high school	17	0.08%	0.63%
	4	high school graduate	880	4.24%	32.64%
	5	completed a GED	123	0.59%	4.56%
	6	went to a business, trade, or vocational school after high school	127	0.61%	4.71%
	7	went to college, but did not graduate	268	1.29%	9.94%
	8	graduated from a college or university	307	1.48%	11.39%
	9	professional training beyond a four-year college or university	102	0.49%	3.78%
	10	she never went to school	10	0.05%	0.37%
	11	she went to school, but respondent doesn't know what level	156	0.75%	5.79%
	12	respondent doesn't know if she went to school	117	0.56%	4.34%
		Total	2,696	13%	100%
Missing	96	refused	6	0.03%	
	97	legitimate skip	17983	86.69%	
	98	don't know	60	0.29%	
		Total	18,049	87%	

Valid	Invalid	Minimum	Maximum
2696	18049	1	12

### H1NM5 - S12Q5 BIO MOM DISABLED-W1

Type	Code
Measurement Unit	numeric
H1NM5	5. {IS/WAS} she [biological mother] disabled--that is, mentally or physically handicapped?

			Frequency	% of total	% of valid
Valid	0	no	2512	12.11%	92.39%
	1	yes	207	1%	7.61%
		Total	2,719	13.11%	100%

Missing	6	refused	4	0.02%	
	7	legitimate skip	17983	86.69%	
	8	don't know	39	0.19%	
		Total	18,026	86.89%	

Valid	Invalid	Minimum	Maximum
2719	18026	0	1

### 

Type	Code
Measurement Unit	numeric
H1NM6	6. Was she [biological mother] born in the United States?

			Frequency	% of total	% of valid
Valid	0	no	493	2.38%	18.07%
	1	yes	2236	10.78%	81.93%
		Total	2,729	13.15%	100%
Missing	6	refused	2	0.01%	
	7	legitimate skip	17983	86.69%	
	8	don't know	31	0.15%	
		Total	18,016	86.85%	

Valid	Invalid	Minimum	Maximum
2729	18016	0	1

### 

Type	Code
Measurement Unit	numeric
H1NM7	7. Did you ever live with her [biological mother]?

			Frequency	% of total	% of valid
Valid	0	no	229	1.1%	8.31%
	1	yes	2526	12.18%	91.69%
		Total	2,755	13.28%	100%
Missing	6	refused	3	0.01%	
	7	legitimate skip	17983	86.69%	
	8	don't know	4	0.02%	
		Total	17,990	86.72%	

Valid	Invalid	Minimum	Maximum
2755	17990	0	1



 H1NM8 - S12Q8 YOUR AGE LAST LIVED WITH HER-W1

Type	Code
Measurement Unit	numeric
H1NM8	8. How old were you when you last lived with her [biological mother]? If less than a year, enter "0".

			Frequency	% of total	% of valid
Valid	0	less than a year	91	0.44%	3.64%
	1	one year old	45	0.22%	1.8%
	2	two years old	75	0.36%	3%
	3	three years old	80	0.39%	3.2%
	4	four years old	59	0.28%	2.36%
	5	five years old	77	0.37%	3.08%
	6	six years old	73	0.35%	2.92%
	7	seven years old	96	0.46%	3.84%
	8	eight years old	82	0.4%	3.28%
	9	nine years old	93	0.45%	3.72%
	10	ten years old	123	0.59%	4.92%
	11	eleven years old	122	0.59%	4.88%
	12	twelve years old	183	0.88%	7.32%
	13	thirteen years old	220	1.06%	8.8%
	14	fourteen years old	234	1.13%	9.36%
	15	fifteen years old	248	1.2%	9.92%
	16	sixteen years old	245	1.18%	9.8%
	17	seventeen years old	203	0.98%	8.12%
	18	eighteen years old	139	0.67%	5.56%
	19	nineteen years old	13	0.06%	0.52%
	Total	2,501	12.06%	100%	
Missing	.	missing	1	0%	
	96	refused	3	0.01%	
	97	legitimate skip	18219	87.82%	
	98	don't know	21	0.1%	
	Total	18,244	87.94%		

Valid	Invalid	Minimum	Maximum
2501	18244	0	19

 H1NM9 - S12Q9 DURATION LIVED WITH HER-W1

Type	Code
Measurement Unit	numeric

H1NM9	9. For how many years had you been living with her [non-resident, biological mother] at that point?
-------	---

			Frequency	% of total	% of valid
Valid	0	less than 1 year	43	0.21%	1.82%
	1	one year	82	0.4%	3.48%
	2	two years	106	0.51%	4.5%
	3	three years	106	0.51%	4.5%
	4	four years	79	0.38%	3.35%
	5	five years	95	0.46%	4.03%
	6	six years	89	0.43%	3.78%
	7	seven years	91	0.44%	3.86%
	8	eight years	85	0.41%	3.61%
	9	nine years	87	0.42%	3.69%
	10	ten years	128	0.62%	5.43%
	11	eleven years	105	0.51%	4.45%
	12	twelve years old	162	0.78%	6.87%
	13	thirteen years	189	0.91%	8.02%
	14	fourteen years	206	0.99%	8.74%
	15	fifteen years	203	0.98%	8.61%
	16	sixteen years	214	1.03%	9.08%
	17	seventeen years	168	0.81%	7.13%
	18	eighteen years	109	0.53%	4.62%
	19	nineteen years	10	0.05%	0.42%
	Total	2,357	11.36%	100%	
Missing	.	missing	1	0%	
	97	legitimate skip	18379	88.59%	
	98	don't know	6	0.03%	
	99	not applicable	2	0.01%	
	Total	18,388	88.64%		

Valid	Invalid	Minimum	Maximum
2357	18388	0	19

### 

Type	Code
Measurement Unit	numeric
H1NM10	10. In the last 12 months, about how often have you stayed overnight with her [biological mother]?

			Frequency	% of total	% of valid
--	--	--	-----------	------------	------------

Valid	0	not at all	801	3.86%	33.93%
	1	once or twice	279	1.34%	11.82%
	2	several times	485	2.34%	20.54%
	3	about once a month	159	0.77%	6.73%
	4	about once a week	148	0.71%	6.27%
	5	more than once a week	489	2.36%	20.71%
		Total	2,361	11.38%	100%
Missing	6	refused	7	0.03%	
	7	legitimate skip	18367	88.54%	
	8	don't know	6	0.03%	
	9	not applicable	4	0.02%	
		Total	18,384	88.62%	

Valid	Invalid	Minimum	Maximum
2361	18384	0	5

### H1NM11 - S12Q11 FREQ-COMMUNICATED W/ HER-W1

Type	Code
Measurement Unit	numeric
H1NM11	11. In the last 12 months, about how often have you talked to her [biological mother] in person or on the telephone, or received a letter from her?

			Frequency	% of total	% of valid
Valid	0	not at all	216	1.04%	9.13%
	1	once or twice	178	0.86%	7.52%
	2	several times	491	2.37%	20.75%
	3	about once a month	174	0.84%	7.35%
	4	about once a week	319	1.54%	13.48%
	5	more than once a week	988	4.76%	41.76%
		Total	2,366	11.41%	100%
Missing	6	refused	7	0.03%	
	7	legitimate skip	18367	88.54%	
	8	don't know	3	0.01%	
	9	not applicable	2	0.01%	
		Total	18,379	88.59%	

Valid	Invalid	Minimum	Maximum
2366	18379	0	5

### H1NM12A - S12Q12A BIO MOM-WENT SHOPPING-W1

Type	Code
Measurement Unit	numeric
H1NM12A	12A. Which of the following things have you done with your biological mother in the past four weeks: Have you gone shopping?

			Frequency	% of total	% of valid
Valid	0	no	1258	6.06%	57.92%
	1	yes	914	4.41%	42.08%
	Total		2,172	10.47%	100%
Missing	6	refused	4	0.02%	
	7	legitimate skip	18566	89.5%	
	8	don't know	1	0%	
	9	not applicable	2	0.01%	
	Total		18,573	89.53%	

Valid	Invalid	Minimum	Maximum
2172	18573	0	1

### H1NM12B - S12Q12B BIO MOM-PLAYED A SPORT-W1

Type	Code
Measurement Unit	numeric
H1NM12B	12B. Which of the following things have you done with your biological mother in the past four weeks: Have you played a sport?

			Frequency	% of total	% of valid
Valid	0	no	1959	9.44%	90.11%
	1	yes	215	1.04%	9.89%
	Total		2,174	10.48%	100%
Missing	6	refused	3	0.01%	
	7	legitimate skip	18566	89.5%	
	9	not applicable	2	0.01%	
	Total		18,571	89.52%	

Valid	Invalid	Minimum	Maximum
2174	18571	0	1

### H1NM12C - S12Q12C BIO MOM-RELIGIOUS SERVICE-W1

Type	Code
Measurement Unit	numeric

H1NM12C	12C. Which of the following things have you done with your biological mother in the past four weeks: Have you gone to a religious service or church-related event?
---------	--

			Frequency	% of total	% of valid
Valid	0	no	1754	8.46%	80.72%
	1	yes	419	2.02%	19.28%
Total			2,173	10.47%	100%
Missing	6	refused	3	0.01%	
	7	legitimate skip	18566	89.5%	
	8	don't know	1	0%	
	9	not applicable	2	0.01%	
Total			18,572	89.53%	

Valid	Invalid	Minimum	Maximum
2173	18572	0	1

### H1NM12D - S12Q12D BIO MOM-DISCUSSED YOUR LIFE-W1

Type	Code
Measurement Unit	numeric
H1NM12D	12D. Which of the following things have you done with your biological mother in the past four weeks: Have you talked about someone you're dating, or a party you went to?

			Frequency	% of total	% of valid
Valid	0	no	1013	4.88%	46.62%
	1	yes	1160	5.59%	53.38%
Total			2,173	10.47%	100%
Missing	6	refused	4	0.02%	
	7	legitimate skip	18566	89.5%	
	9	not applicable	2	0.01%	
Total			18,572	89.53%	

Valid	Invalid	Minimum	Maximum
2173	18572	0	1

### H1NM12E - S12Q12E BIO MOM-WENT TO MOVIE/ETC-W1

Type	Code
Measurement Unit	numeric

H1NM12E	12E. Which of the following things have you done with your biological mother in the past four weeks: Have you gone to a movie, play, museum, concert, or sports event?
---------	--

			Frequency	% of total	% of valid
Valid	0	no	1634	7.88%	75.16%
	1	yes	540	2.6%	24.84%
Total			2,174	10.48%	100%
Missing	6	refused	3	0.01%	
	7	legitimate skip	18566	89.5%	
	9	not applicable	2	0.01%	
Total			18,571	89.52%	

Valid	Invalid	Minimum	Maximum
2174	18571	0	1

### H1NM12F - S12Q12F BIO MOM-DISCUSS PERSONAL PROB-W1

Type	Code
Measurement Unit	numeric
H1NM12F	12F. Which of the following things have you done with your biological mother in the past four weeks: Have you had a talk about a personal problem you were having?

			Frequency	% of total	% of valid
Valid	0	no	1181	5.69%	54.32%
	1	yes	992	4.78%	45.63%
Total			2,174	10.48%	100%
Missing	6	refused	4	0.02%	
	7	legitimate skip	18566	89.5%	
	9	not applicable	1	0%	
Total			18,571	89.52%	

Valid	Invalid	Minimum	Maximum
2174	18571	0	8

### H1NM12G - S12Q12G BIO MOM-ARGUED ABOUT BEHAVIOR-W1

Type	Code
Measurement Unit	numeric
H1NM12G	12G. Which of the following things have you done with your biological mother in the past four weeks: Have you had a serious argument about your behavior?

			Frequency	% of total	% of valid
Valid	0	no	1654	7.97%	76.15%
	1	yes	518	2.5%	23.85%
		Total	2,172	10.47%	100%
Missing	6	refused	4	0.02%	
	7	legitimate skip	18566	89.5%	
	8	don't know	1	0%	
	9	not applicable	2	0.01%	
		Total	18,573	89.53%	

Valid	Invalid	Minimum	Maximum
2172	18573	0	1

### H1NM12H - S12Q12H BIO MOM-TALKED SCH-GRADES-W1

Type	Code
Measurement Unit	numeric
H1NM12H	12H. Which of the following things have you done with your biological mother in the past four weeks: Have you talked about your school work or grades?

			Frequency	% of total	% of valid
Valid	0	no	805	3.88%	37.15%
	1	yes	1362	6.57%	62.85%
		Total	2,167	10.45%	100%
Missing	6	refused	5	0.02%	
	7	legitimate skip	18566	89.5%	
	8	don't know	1	0%	
	9	not applicable	6	0.03%	
		Total	18,578	89.55%	

Valid	Invalid	Minimum	Maximum
2167	18578	0	1

### H1NM12I - S12Q12I BIO MOM-WORKED SCH-PROJECT-W1

Type	Code
Measurement Unit	numeric
H1NM12I	12I. Which of the following things have you done with your biological mother in the past four weeks: Have you worked on a project for school?

			Frequency	% of total	% of valid
Valid	0	no	1838	8.86%	84.78%
	1	yes	330	1.59%	15.22%

		Total	2,168	10.45%	100%
Missing	6	refused	5	0.02%	
	7	legitimate skip	18566	89.5%	
	9	not applicable	6	0.03%	
		Total	18,577	89.55%	

Valid	Invalid	Minimum	Maximum
2168	18577	0	1

### 

Type	Code
Measurement Unit	numeric
H1NM12J	12J. Which of the following things have you done with your biological mother in the past four weeks: Have you talked about other things you're doing in school?

			Frequency	% of total	% of valid
Valid	0	no	1074	5.18%	49.56%
	1	yes	1093	5.27%	50.44%
		Total	2,167	10.45%	100%
Missing	6	refused	5	0.02%	
	7	legitimate skip	18566	89.5%	
	8	don't know	1	0%	
	9	not applicable	6	0.03%	
		Total	18,578	89.55%	

Valid	Invalid	Minimum	Maximum
2167	18578	0	1

### 

Type	Code
Measurement Unit	numeric
H1NM13	13. Has your biological mother ever smoked cigarettes?

			Frequency	% of total	% of valid
Valid	0	no	768	3.7%	33.2%
	1	yes	1545	7.45%	66.8%
		Total	2,313	11.15%	100%



Missing	6	refused	5	0.02%	
	7	legitimate skip	18367	88.54%	
	8	don't know	59	0.28%	
	9	not applicable	1	0%	
		Total	18,432	88.85%	

Valid	Invalid	Minimum	Maximum
2313	18432	0	1

### 

Type	Code
Measurement Unit	numeric
H1NM14	14. How close do you feel to your biological mother?

			Frequency	% of total	% of valid
Valid	1	not close at all	288	1.39%	12.16%
	2	not very close	209	1.01%	8.83%
	3	somewhat close	440	2.12%	18.58%
	4	quite close	553	2.67%	23.35%
	5	extremely close	878	4.23%	37.08%
		Total	2,368	11.41%	100%
Missing	6	refused	6	0.03%	
	7	legitimate skip	18367	88.54%	
	8	don't know	3	0.01%	
	9	not applicable	1	0%	
		Total	18,377	88.59%	

Valid	Invalid	Minimum	Maximum
2368	18377	1	5

### 

Type	Code
Measurement Unit	numeric
H1NF1	1. Do you know anything about your biological father?

			Frequency	% of total	% of valid
Valid	0	no	1964	9.47%	21.44%
	1	yes	7196	34.69%	78.56%
		Total	9,160	44.16%	100%

Missing	6	refused	37	0.18%	
	7	legitimate skip	11520	55.53%	
	8	don't know	26	0.13%	
	9	not applicable	2	0.01%	
		Total	11,585	55.84%	

Valid	Invalid	Minimum	Maximum
9160	11585	0	1

### 

Type	Code
Measurement Unit	numeric
H1NF2	2. Is he [biological father] still living?

			Frequency	% of total	% of valid
Valid	0	no	788	3.8%	11.07%
	1	yes	6328	30.5%	88.93%
		Total	7,116	34.3%	100%
Missing	6	refused	1	0%	
	7	legitimate skip	13549	65.31%	
	8	don't know	79	0.38%	
		Total	13,629	65.7%	

Valid	Invalid	Minimum	Maximum
7116	13629	0	1

### 

Type	Code
Measurement Unit	numeric
H1NF3	3. How old were you when he [biological father] died?

			Frequency	% of total	% of valid
--	--	--	-----------	------------	------------

Valid	0	less than 1 year old	32	0.15%	4.12%
	1	one year old	24	0.12%	3.09%
	2	two years old	34	0.16%	4.38%
	3	three years old	32	0.15%	4.12%
	4	four years old	24	0.12%	3.09%
	5	five years old	42	0.2%	5.41%
	6	six years old	42	0.2%	5.41%
	7	seven years old	36	0.17%	4.64%
	8	eight years old	35	0.17%	4.51%
	9	nine years old	66	0.32%	8.51%
	10	ten years old	55	0.27%	7.09%
	11	eleven years old	47	0.23%	6.06%
	12	twelve years old	84	0.4%	10.82%
	13	thirteen years old	58	0.28%	7.47%
	14	fourteen years old	57	0.27%	7.35%
	15	fifteen years old	45	0.22%	5.8%
	16	sixteen years old	35	0.17%	4.51%
	17	seventeen years old	18	0.09%	2.32%
	18	eighteen years old or older	10	0.05%	1.29%
		Total	776	3.74%	100%
Missing	97	legitimate skip	19957	96.2%	
	98	don't know	12	0.06%	
		Total	19,969	96.26%	

Valid	Invalid	Minimum	Maximum
776	19969	0	18

### H1NF4 - S13Q4 EDUCATION LEVEL OF BIO DAD-W1

Type	Code
Measurement Unit	numeric
H1NF4	4. How far in school did your biological father go?

	Frequency	% of total	% of valid
--	-----------	------------	------------

Valid	1	eighth grade or less	379	1.83%	5.4%
	2	more than eighth grade, but did not graduate from high school	793	3.82%	11.3%
	3	went to a business, trade, or vocational school instead of high school	44	0.21%	0.63%
	4	high school graduate	2373	11.44%	33.82%
	5	completed a GED	198	0.95%	2.82%
	6	went to a business, trade, or vocational school after high school	293	1.41%	4.18%
	7	went to college, but did not graduate	603	2.91%	8.59%
	8	graduated from a college or university	968	4.67%	13.8%
	9	professional training beyond a four-year college or university	347	1.67%	4.95%
	10	he never went to school	12	0.06%	0.17%
	11	he went to school, but respondent doesn't know what level	651	3.14%	9.28%
	12	respondent doesn't know if he went to school	355	1.71%	5.06%
		Total	7,016	33.82%	100%
Missing	96	refused	6	0.03%	
	97	legitimate skip	13549	65.31%	
	98	don't know	174	0.84%	
		Total	13,729	66.18%	

Valid	Invalid	Minimum	Maximum
7016	13729	1	12

### 

Type	Code
Measurement Unit	numeric
H1NF5	5. {IS/WAS} he [non-resident, biological father] disabled--that is, mentally or physically handicapped?

			Frequency	% of total	% of valid
Valid	0	no	6517	31.41%	91.67%
	1	yes	592	2.85%	8.33%
		Total	7,109	34.27%	100%

Missing	6	refused	3	0.01%	
	7	legitimate skip	13549	65.31%	
	8	don't know	84	0.4%	
		Total	13,636	65.73%	

Valid	Invalid	Minimum	Maximum
7109	13636	0	1

### H1NF6 - S13Q6 BIO DAD BORN IN THE US-W1

Type	Code
Measurement Unit	numeric
H1NF6	6. Was he [non-resident father] born in the United States?

			Frequency	% of total	% of valid
Valid	0	no	1168	5.63%	16.42%
	1	yes	5944	28.65%	83.58%
		Total	7,112	34.28%	100%
Missing	6	refused	2	0.01%	
	7	legitimate skip	13549	65.31%	
	8	don't know	82	0.4%	
		Total	13,633	65.72%	

Valid	Invalid	Minimum	Maximum
7112	13633	0	1

### H1NF7 - S13Q7 EVER LIVE WITH BIO DAD-W1

Type	Code
Measurement Unit	numeric
H1NF7	7. Did you ever live with him [biological father]?

			Frequency	% of total	% of valid
Valid	0	no	1627	7.84%	22.69%
	1	yes	5544	26.72%	77.31%
		Total	7,171	34.57%	100%
Missing	6	refused	2	0.01%	
	7	legitimate skip	13549	65.31%	
	8	don't know	23	0.11%	
		Total	13,574	65.43%	

Valid	Invalid	Minimum	Maximum
7171	13574	0	1

 H1NF8 - S13Q8 YOUR AGE LAST LIVED WITH HIM-W1

Type	Code
Measurement Unit	numeric
H1NF8	8. How old were you when you last lived with him [biological father]?

			Frequency	% of total	% of valid
Valid	0	less than 1 year old	209	1.01%	3.81%
	1	one year old	234	1.13%	4.27%
	2	two years old	399	1.92%	7.28%
	3	three years old	380	1.83%	6.94%
	4	four years old	294	1.42%	5.37%
	5	five years old	410	1.98%	7.48%
	6	six years old	287	1.38%	5.24%
	7	seven years old	299	1.44%	5.46%
	8	eight years old	282	1.36%	5.15%
	9	nine years old	284	1.37%	5.18%
	10	ten years old	316	1.52%	5.77%
	11	eleven years old	274	1.32%	5%
	12	twelve years old	354	1.71%	6.46%
	13	thirteen years old	349	1.68%	6.37%
	14	fourteen years old	305	1.47%	5.57%
	15	fifteen years old	279	1.34%	5.09%
	16	sixteen years old	260	1.25%	4.75%
	17	seventeen years old	171	0.82%	3.12%
	18	eighteen years old or older	93	0.45%	1.7%
	Total	5,479	26.41%	100%	
Missing	96	refused	2	0.01%	
	97	legitimate skip	15201	73.28%	
	98	don't know	62	0.3%	
	99	not applicable	1	0%	
	Total	15,266	73.59%		

Valid	Invalid	Minimum	Maximum
5479	15266	0	18

 H1NF9 - S13Q9 DURATION LIVED WITH HIM-W1

Type	Code
Measurement Unit	numeric
H1NF9	9. For how many years had you been living with him [biological father] at that point?

			Frequency	% of total	% of valid
Valid	0	less than 1 year	206	0.99%	4.1%
	1	one year	224	1.08%	4.46%
	2	two years	528	2.55%	10.52%
	3	three years	434	2.09%	8.65%
	4	four years	335	1.61%	6.67%
	5	five years	432	2.08%	8.61%
	6	six years	291	1.4%	5.8%
	7	seven years	285	1.37%	5.68%
	8	eight years	272	1.31%	5.42%
	9	nine years	256	1.23%	5.1%
	10	ten years	293	1.41%	5.84%
	11	eleven years	217	1.05%	4.32%
	12	twelve years	268	1.29%	5.34%
	13	thirteen years	240	1.16%	4.78%
	14	fourteen years	211	1.02%	4.2%
	15	fifteen years	182	0.88%	3.63%
	16	sixteen years	157	0.76%	3.13%
	17	seventeen years	115	0.55%	2.29%
	18	eighteen years or longer	73	0.35%	1.45%
		Total	5,019	24.19%	100%
Missing	96	refused	1	0%	
	97	legitimate skip	15709	75.72%	
	98	don't know	15	0.07%	
	99	not applicable	1	0%	
		Total	15,726	75.81%	

Valid	Invalid	Minimum	Maximum
5019	15726	0	18

### 

Type	Code
Measurement Unit	numeric
H1NF10	10. In the last 12 months, about how often have you stayed overnight with him [biological father]?

	Frequency	% of total	% of valid
--	-----------	------------	------------

Valid	0	not at all	3337	16.09%	52.9%
	1	once or twice	728	3.51%	11.54%
	2	several times	989	4.77%	15.68%
	3	about once a month	383	1.85%	6.07%
	4	about once a week	330	1.59%	5.23%
	5	more than once a week	541	2.61%	8.58%
		Total	6,308	30.41%	100%
Missing	6	refused	7	0.03%	
	7	legitimate skip	14417	69.5%	
	8	don't know	12	0.06%	
	9	not applicable	1	0%	
		Total	14,437	69.59%	

Valid	Invalid	Minimum	Maximum
6308	14437	0	5

### H1NF11 - S13Q11 FREQ-COMMUNICATED W/ HIM-W1

Type	Code
Measurement Unit	numeric
H1NF11	11. In the last 12 months, about how often have you talked to him [biological father] in person or on the telephone, or received a letter from him?

			Frequency	% of total	% of valid
Valid	0	not at all	1046	5.04%	16.57%
	1	once or twice	913	4.4%	14.46%
	2	several times	1360	6.56%	21.55%
	3	about once a month	627	3.02%	9.93%
	4	about once a week	847	4.08%	13.42%
	5	more than once a week	1519	7.32%	24.07%
		Total	6,312	30.43%	100%
Missing	6	refused	6	0.03%	
	7	legitimate skip	14417	69.5%	
	8	don't know	9	0.04%	
	9	not applicable	1	0%	
		Total	14,433	69.57%	

Valid	Invalid	Minimum	Maximum
6312	14433	0	5

### H1NF12A - S13Q12A BIO DAD-WENT SHOPPING-W1



Type	Code
Measurement Unit	numeric
H1NF12A	12A. Which of the following things have you done with your biological father in the past four weeks: Have you gone shopping?

			Frequency	% of total	% of valid
Valid	0	no	3898	18.79%	73.26%
	1	yes	1423	6.86%	26.74%
Total			5,321	25.65%	100%
Missing	6	refused	4	0.02%	
	7	legitimate skip	15415	74.31%	
	8	don't know	4	0.02%	
	9	not applicable	1	0%	
Total			15,424	74.35%	

Valid	Invalid	Minimum	Maximum
5321	15424	0	1

### H1NF12B - S13Q12B BIO DAD-PLAYED A SPORT-W1

Type	Code
Measurement Unit	numeric
H1NF12B	12B. Which of the following things have you done with your biological father in the past four weeks: Have you played a sport?

			Frequency	% of total	% of valid
Valid	0	no	4315	20.8%	81.03%
	1	yes	1010	4.87%	18.97%
Total			5,325	25.67%	100%
Missing	6	refused	1	0%	
	7	legitimate skip	15415	74.31%	
	8	don't know	3	0.01%	
	9	not applicable	1	0%	
Total			15,420	74.33%	

Valid	Invalid	Minimum	Maximum
5325	15420	0	1

### H1NF12C - S13Q12C BIO DAD-RELIGIOUS SERVICE-W1

Type	Code
Measurement Unit	numeric

H1NF12C	12C. Which of the following things have you done with your biological father in the past four weeks: Have you gone to a religious service or church-related event?
---------	--

			Frequency	% of total	% of valid
Valid	0	no	4647	22.4%	87.3%
	1	yes	676	3.26%	12.7%
Total			5,323	25.66%	100%
Missing	6	refused	2	0.01%	
	7	legitimate skip	15415	74.31%	
	8	don't know	4	0.02%	
	9	not applicable	1	0%	
Total			15,422	74.34%	

Valid	Invalid	Minimum	Maximum
5323	15422	0	1

### H1NF12D - S13Q12D BIO DAD-DISCUSSED YOUR LIFE-W1

Type	Code
Measurement Unit	numeric
H1NF12D	12D. Which of the following things have you done with your biological father in the past four weeks: Have you talked about someone you're dating, or a party you went to?

			Frequency	% of total	% of valid
Valid	0	no	3352	16.16%	62.96%
	1	yes	1972	9.51%	37.04%
Total			5,324	25.66%	100%
Missing	6	refused	2	0.01%	
	7	legitimate skip	15415	74.31%	
	8	don't know	3	0.01%	
	9	not applicable	1	0%	
Total			15,421	74.34%	

Valid	Invalid	Minimum	Maximum
5324	15421	0	1

### H1NF12E - S13Q12E BIO DAD-WENT TO MOVIE/ETC-W1

Type	Code
Measurement Unit	numeric

H1NF12E	12E. Which of the following things have you done with your biological father in the past four weeks: Have you gone to a movie, play, museum, concert, or sports event?
---------	--

			Frequency	% of total	% of valid
Valid	0	no	4110	19.81%	77.2%
	1	yes	1214	5.85%	22.8%
Total			5,324	25.66%	100%
Missing	6	refused	2	0.01%	
	7	legitimate skip	15415	74.31%	
	8	don't know	3	0.01%	
	9	not applicable	1	0%	
Total			15,421	74.34%	

Valid	Invalid	Minimum	Maximum
5324	15421	0	1

### H1NF12F - S13Q12F BIO DAD-DISCUSS PERSONAL PROB-W1

Type	Code
Measurement Unit	numeric
H1NF12F	12F. Which of the following things have you done with your biological father in the past four weeks: Have you had a talk about a personal problem you were having?

			Frequency	% of total	% of valid
Valid	0	no	3941	19%	74.02%
	1	yes	1383	6.67%	25.98%
Total			5,324	25.66%	100%
Missing	6	refused	2	0.01%	
	7	legitimate skip	15415	74.31%	
	8	don't know	3	0.01%	
	9	not applicable	1	0%	
Total			15,421	74.34%	

Valid	Invalid	Minimum	Maximum
5324	15421	0	1

### H1NF12G - S13Q12G BIO DAD-ARGUED ABOUT BEHAVIOR-W1

Type	Code
Measurement Unit	numeric

H1NF12G	12G. Which of the following things have you done with your biological father in the past four weeks: Have you had a serious argument about your behavior?
---------	---

			Frequency	% of total	% of valid
Valid	0	no	4557	21.97%	85.59%
	1	yes	767	3.7%	14.41%
Total			5,324	25.66%	100%
Missing	6	refused	2	0.01%	
	7	legitimate skip	15415	74.31%	
	8	don't know	3	0.01%	
	9	not applicable	1	0%	
Total			15,421	74.34%	

Valid	Invalid	Minimum	Maximum
5324	15421	0	1

### H1NF12H - S13Q12H BIO DAD-TALKED SCH-GRADES-W1

Type	Code
Measurement Unit	numeric
H1NF12H	12H. Which of the following things have you done with your biological father in the past four weeks: Have you talked about your school work or grades?

			Frequency	% of total	% of valid
Valid	0	no	2174	10.48%	40.86%
	1	yes	3146	15.17%	59.14%
Total			5,320	25.64%	100%
Missing	6	refused	2	0.01%	
	7	legitimate skip	15415	74.31%	
	8	don't know	3	0.01%	
	9	not applicable	5	0.02%	
Total			15,425	74.36%	

Valid	Invalid	Minimum	Maximum
5320	15425	0	1

### H1NF12I - S13Q12I BIO DAD-WORKED SCH-PROJECT-W1

Type	Code
Measurement Unit	numeric
H1NF12I	12I. Which of the following things have you done with your biological father in the past four weeks: Have you worked on a project for school?

			Frequency	% of total	% of valid
Valid	0	no	4744	22.87%	89.16%
	1	yes	577	2.78%	10.84%
Total			5,321	25.65%	100%
Missing	6	refused	1	0%	
	7	legitimate skip	15415	74.31%	
	8	don't know	3	0.01%	
	9	not applicable	5	0.02%	
Total			15,424	74.35%	

Valid	Invalid	Minimum	Maximum
5321	15424	0	1

### H1NF12J - S13Q12J BIO DAD-TALKED SCH-OTHIM-W1

Type	Code
Measurement Unit	numeric
H1NF12J	12J. Which of the following things have you done with your biological father in the past four weeks: Have you talked about other things you're doing in school?

			Frequency	% of total	% of valid
Valid	0	no	2788	13.44%	52.45%
	1	yes	2528	12.19%	47.55%
Total			5,316	25.63%	100%
Missing	6	refused	2	0.01%	
	7	legitimate skip	15415	74.31%	
	8	don't know	7	0.03%	
	9	not applicable	5	0.02%	
Total			15,429	74.37%	

Valid	Invalid	Minimum	Maximum
5316	15429	0	1

### H1NF13 - S13Q13 BIO DAD EVER SMOKED CIGARETTES-W1

Type	Code
Measurement Unit	numeric
H1NF13	13. Has your biological father ever smoked cigarettes?

			Frequency	% of total	% of valid
Valid	0	no	1812	8.73%	30.07%
	1	yes	4213	20.31%	69.93%

		Total	6,025	29.04%	100%
Missing	6	refused	13	0.06%	
	7	legitimate skip	14417	69.5%	
	8	don't know	287	1.38%	
	9	not applicable	3	0.01%	
		Total	14,720	70.96%	

Valid	Invalid	Minimum	Maximum
6025	14720	0	1

### 

Type	Code
Measurement Unit	numeric
H1NF14	14. How close do you feel to your biological father?

			Frequency	% of total	% of valid
Valid	1	not close at all	1439	6.94%	22.81%
	2	not very close	831	4.01%	13.17%
	3	somewhat close	1496	7.21%	23.71%
	4	quite close	1266	6.1%	20.06%
	5	extremely close	1278	6.16%	20.25%
		Total	6,310	30.42%	100%
Missing	6	refused	8	0.04%	
	7	legitimate skip	14417	69.5%	
	8	don't know	10	0.05%	
		Total	14,435	69.58%	

Valid	Invalid	Minimum	Maximum
6310	14435	1	5

### 

Type	Code
Measurement Unit	numeric
H1RM1	1. How far in school did she [resident mother] go?

	Frequency	% of total	% of valid
--	-----------	------------	------------

Valid	1	eighth grade or less	1085	5.23%	5.62%
	2	more than eighth grade, but did not graduate from high school	1939	9.35%	10.05%
	3	went to a business, trade, or vocational school instead of high school	148	0.71%	0.77%
	4	high school graduate	5719	27.57%	29.63%
	5	completed a GED	707	3.41%	3.66%
	6	went to a business, trade, or vocational school after high school	1237	5.96%	6.41%
	7	went to college, but did not graduate	2447	11.8%	12.68%
	8	graduated from a college or university	3640	17.55%	18.86%
	9	professional training beyond a four-year college or university	1459	7.03%	7.56%
	10	she never went to school	32	0.15%	0.17%
	11	she went to school, but respondent doesn't know what level	674	3.25%	3.49%
	12	respondent doesn't know if she went to school	216	1.04%	1.12%
		Total	19,303	93.05%	100%
Missing	96	refused	12	0.06%	
	97	legitimate skip	1256	6.05%	
	98	don't know	174	0.84%	
		Total	1,442	6.95%	

Valid	Invalid	Minimum	Maximum
19303	1442	1	12

### H1RM2 - S14Q2 RES MOM-BORN IN US-W1

Type	Code
Measurement Unit	numeric
H1RM2	2. Was she [resident mother] born in the United States?

			Frequency	% of total	% of valid
Valid	0	no	3686	17.77%	18.96%
	1	yes	15755	75.95%	81.04%
		Total	19,441	93.71%	100%

Missing	6	refused	6	0.03%	
	7	legitimate skip	1256	6.05%	
	8	don't know	42	0.2%	
		Total	1,304	6.29%	

Valid	Invalid	Minimum	Maximum
19441	1304	0	1

### H1RM3 - S14Q3 RES MOM-COUNTRY BORN IN-W1

Type	Code
Measurement Unit	numeric
H1RM3	3. In what country was she [resident mother] born?

	Frequency	% of total	% of valid
--	-----------	------------	------------



Valid	17	Barbados	10	0.05%	0.28%
	30	Cambodia	22	0.11%	0.61%
	32	Canada	37	0.18%	1.02%
	37	People's Republic of China	126	0.61%	3.48%
	38	Colombia	36	0.17%	0.99%
	43	Cuba	445	2.15%	12.29%
	51	The Dominican Republic	45	0.22%	1.24%
	52	Ecuador	15	0.07%	0.41%
	54	El Salvador	63	0.3%	1.74%
	61	France	10	0.05%	0.28%
	75	Germany	83	0.4%	2.29%
	79	Guatemala	25	0.12%	0.69%
	83	Haiti	29	0.14%	0.8%
	84	Honduras	52	0.25%	1.44%
	87	India	29	0.14%	0.8%
	93	Italy	38	0.18%	1.05%
	95	Jamaica	44	0.21%	1.21%
	96	Japan	24	0.12%	0.66%
	102	South Korea	89	0.43%	2.46%
	105	Laos	18	0.09%	0.5%
	123	Mexico	901	4.34%	24.88%
	142	Nicaragua	81	0.39%	2.24%
	144	Nigeria	11	0.05%	0.3%
	151	Panama	20	0.1%	0.55%
	154	Peru	25	0.12%	0.69%
	155	The Philippines	536	2.58%	14.8%
	157	Portugal	29	0.14%	0.8%
	187	Taiwan	56	0.27%	1.55%
	190	Thailand	11	0.05%	0.3%
	193	Trinidad and Tobago	21	0.1%	0.58%
	202	Great Britain	25	0.12%	0.69%
	213	Hong Kong	45	0.22%	1.24%
	221	Puerto Rico	149	0.72%	4.11%
	222	American Samoa	41	0.2%	1.13%
	231	Viet-Nam	88	0.42%	2.43%
232	Western Samoa	13	0.06%	0.36%	
311	Eastern, North Africa	13	0.06%	0.36%	
312	Central, North Africa	10	0.05%	0.28%	
313	Western, North Africa	12	0.06%	0.33%	
314	South Africa	14	0.07%	0.39%	
321	Middle East	30	0.14%	0.83%	
322	Central Asia	26	0.13%	0.72%	
323	Southeast Asia	16	0.08%	0.44%	
331	Northern, Western Europe	19	0.09%	0.52%	
332	British Isles	25	0.12%	0.69%	
333	Southern, Western Europe	13	0.06%	0.36%	
334	Northern, Eastern Europe	11	0.05%	0.3%	
335	Southern, Eastern Europe	22	0.11%	0.61%	

		Total	3,622	17.46%	100%
Missing	996	refused	2	0.01%	
	997	legitimate skip	17060	82.24%	
	998	don't know	13	0.06%	
	999	other or not applicable	48	0.23%	
		Total	17,123	82.54%	

Valid	Invalid	Minimum	Maximum
3622	17123	17	373

### H1RM4 - S14Q4 RES MOM-WORK-W1

Type	Code
Measurement Unit	numeric
H1RM4	4. What kind of work does she [resident mother] do? If she does more than one kind of work, tell me the one for which she is paid the most or at which she spends the most time.

	Frequency	% of total	% of valid
--	-----------	------------	------------

Valid	1	professional 1, such as doctor, lawyer, scientist	333	1.61%	1.72%
	2	professional 2, such as teacher, librarian, nurse	3497	16.86%	18.03%
	3	manager, such as executive, director	994	4.79%	5.13%
	4	technical, such as computer specialist, radiologist	620	2.99%	3.2%
	5	office worker, such as bookkeeper, office clerk, secretary	3328	16.04%	17.16%
	6	sales worker, such as insurance agent, store clerk	1023	4.93%	5.28%
	7	restaurant worker or personal service, such as waitress, housekeeper	1659	8%	8.55%
	8	craftsperson, such as toolmaker, woodworker	157	0.76%	0.81%
	9	construction worker, such as carpenter, crane operator	56	0.27%	0.29%
	10	mechanic, such as electrician, plumber, machinist	55	0.27%	0.28%
	11	factory worker or laborer, such as assembler, janitor	1219	5.88%	6.29%
	12	transportation, such as bus driver, taxi driver	121	0.58%	0.62%
	13	military or security, such as police officer, soldier, fire fighter	89	0.43%	0.46%
	14	farm or fishery worker	90	0.43%	0.46%
	15	other	3135	15.11%	16.17%
	16	none	3017	14.54%	15.56%
		Total	19,393	93.48%	100%
Missing	96	refused	15	0.07%	
	97	legitimate skip	1256	6.05%	
	98	don't know	80	0.39%	
	99	not applicable	1	0%	
		Total	1,352	6.52%	

Valid	Invalid	Minimum	Maximum
19393	1352	1	16

 H1RM5 - S14Q5 RES MOM-WORK FOR PAY-W1

Type	Code
Measurement Unit	numeric
H1RM5	5. Does she [resident mother] work for pay?

			Frequency	% of total	% of valid
Valid	0	no	1520	7.33%	9.24%
	1	yes	14925	71.95%	90.76%
	Total		16,445	79.27%	100%
Missing	6	refused	9	0.04%	
	7	legitimate skip	4273	20.6%	
	8	don't know	18	0.09%	
	Total		4,300	20.73%	

Valid	Invalid	Minimum	Maximum
16445	4300	0	1

### H1RM6 - S14Q6 RES MOM-WORK LAST 12 MOS-W1

Type	Code
Measurement Unit	numeric
H1RM6	6. Has she [resident mother] worked for pay at any time in the last 12 months?

			Frequency	% of total	% of valid
Valid	0	no	3293	15.87%	72.82%
	1	yes	1229	5.92%	27.18%
	Total		4,522	21.8%	100%
Missing	6	refused	7	0.03%	
	7	legitimate skip	16181	78%	
	8	don't know	35	0.17%	
	Total		16,223	78.2%	

Valid	Invalid	Minimum	Maximum
4522	16223	0	1

### H1RM7 - S14Q7 RES MOM-WORK HRS/WEEK-W1

Type	Numeric (Double)
H1RM7	7. Approximately how many hours a week does she [resident mother] work for pay?

			Frequency	% of total	% of valid
--	--	--	-----------	------------	------------

Missing	996	refused	7	0.03%	
	997	legitimate skip	5820	28.05%	
	998	don't know	425	2.05%	
	999	not applicable	3	0.01%	
		Total	6,255	30.15%	

Valid	Invalid	Minimum	Maximum	Mean	StdDev
14490	6255	1	168	37.794133...	12.437142...

### 

Type	Code
Measurement Unit	numeric
H1RM8	8. Does she [resident mother] work at home or outside the home?

			Frequency	% of total	% of valid
Valid	1	at home	747	3.6%	5.01%
	2	outside the home	13370	64.45%	89.64%
	3	both at home and outside the home	799	3.85%	5.36%
		Total	14,916	71.9%	100%
Missing	6	refused	3	0.01%	
	7	legitimate skip	5820	28.05%	
	8	don't know	6	0.03%	
		Total	5,829	28.1%	

Valid	Invalid	Minimum	Maximum
14916	5829	1	3

### 

Type	Code
Measurement Unit	numeric
H1RM9	9. Does she [resident mother] receive public assistance, such as welfare?

			Frequency	% of total	% of valid
Valid	0	no	17136	82.6%	89.06%
	1	yes	2105	10.15%	10.94%
		Total	19,241	92.75%	100%
Missing	6	refused	16	0.08%	
	7	legitimate skip	1256	6.05%	
	8	don't know	230	1.11%	
	9	not applicable	2	0.01%	

	Total	1,504	7.25%
--	-------	-------	-------

Valid	Invalid	Minimum	Maximum
19241	1504	0	1

### 

Type	Code
Measurement Unit	numeric
H1RM10	10. Is she [resident mother] disabled--that is, mentally or physically handicapped?

			Frequency	% of total	% of valid
Valid	0	no	18525	89.3%	95.26%
	1	yes	922	4.44%	4.74%
		Total	19,447	93.74%	100%
Missing	6	refused	8	0.04%	
	7	legitimate skip	1256	6.05%	
	8	don't know	34	0.16%	
		Total	1,298	6.26%	

Valid	Invalid	Minimum	Maximum
19447	1298	0	1

### 

Type	Code
Measurement Unit	numeric
H1RM11	11. How often is she [resident mother] at home when you leave for school?

			Frequency	% of total	% of valid
Valid	1	always	11225	54.11%	57.8%
	2	most of the time	2447	11.8%	12.6%
	3	some of the time	1657	7.99%	8.53%
	4	almost never	1095	5.28%	5.64%
	5	never	1872	9.02%	9.64%
	6	she takes me to school	1126	5.43%	5.8%
	Total	19,422	93.62%	100%	
Missing	96	refused	16	0.08%	
	97	legitimate skip	1256	6.05%	
	98	don't know	37	0.18%	
	99	not applicable	14	0.07%	

		Total	1,323	6.38%	
--	--	-------	-------	-------	--

Valid	Invalid	Minimum	Maximum
19422	1323	1	6

### H1RM12 - S14Q12 RES MOM-AT HOME WHEN RETURN-W1

Type	Code
Measurement Unit	numeric
H1RM12	12. How often is she [resident mother] at home when you return from school?

			Frequency	% of total	% of valid
Valid	1	always	5407	26.06%	27.84%
	2	most of the time	4091	19.72%	21.06%
	3	some of the time	3409	16.43%	17.55%
	4	almost never	2306	11.12%	11.87%
	5	never	3609	17.4%	18.58%
	6	she brings me home from school	600	2.89%	3.09%
		Total	19,422	93.62%	100%
Missing	96	refused	17	0.08%	
	97	legitimate skip	1256	6.05%	
	98	don't know	36	0.17%	
	99	not applicable	14	0.07%	
		Total	1,323	6.38%	

Valid	Invalid	Minimum	Maximum
19422	1323	1	6

### H1RM13 - S14Q13 RES MOM-AT HOME WHEN BED-W1

Type	Code
Measurement Unit	numeric
H1RM13	13. How often is she [resident mother] at home when you go to bed?

			Frequency	% of total	% of valid
Valid	1	always	15128	72.92%	77.73%
	2	most of the time	2977	14.35%	15.3%
	3	some of the time	824	3.97%	4.23%
	4	almost never	275	1.33%	1.41%
	5	never	259	1.25%	1.33%
		Total	19,463	93.82%	100%

Missing	96	refused	6	0.03%	
	97	legitimate skip	1256	6.05%	
	98	don't know	16	0.08%	
	99	not applicable	4	0.02%	
		Total	1,282	6.18%	

Valid	Invalid	Minimum	Maximum
19463	1282	1	5

### 

Type	Code
Measurement Unit	numeric
H1RM14	14. Has she [resident mother] ever smoked cigarettes?

			Frequency	% of total	% of valid
Valid	0	no	10343	49.86%	53.34%
	1	yes	9049	43.62%	46.66%
		Total	19,392	93.48%	100%
Missing	6	refused	6	0.03%	
	7	legitimate skip	1256	6.05%	
	8	don't know	91	0.44%	
		Total	1,353	6.52%	

Valid	Invalid	Minimum	Maximum
19392	1353	0	1

### 

Type	Code
Measurement Unit	numeric
H1RF1	1. How far in school did he [resident father] go?

			Frequency	% of total	% of valid
--	--	--	-----------	------------	------------



Valid	1	eighth grade or less	909	4.38%	6.36%
	2	more than eighth grade, but did not graduate from high school	1202	5.79%	8.41%
	3	went to a business, trade, or vocational school instead of high school	100	0.48%	0.7%
	4	high school graduate	3986	19.21%	27.9%
	5	completed a GED	386	1.86%	2.7%
	6	went to a business, trade, or vocational school after high school	854	4.12%	5.98%
	7	went to college, but did not graduate	1618	7.8%	11.32%
	8	graduated from a college or university	2822	13.6%	19.75%
	9	professional training beyond a four-year college or university	1536	7.4%	10.75%
	10	he never went to school	29	0.14%	0.2%
	11	he went to school, but respondent doesn't know what level	629	3.03%	4.4%
	12	respondent doesn't know if he went to school	216	1.04%	1.51%
		Total	14,287	68.87%	100%
Missing	96	refused	17	0.08%	
	97	legitimate skip	6282	30.28%	
	98	don't know	157	0.76%	
	99	not applicable	2	0.01%	
		Total	6,458	31.13%	

Valid	Invalid	Minimum	Maximum
14287	6458	1	12

### H1RF2 - S15Q2 RES DAD-BORN IN US-W1

Type	Code
Measurement Unit	numeric
H1RF2	2. Was he [resident father] born in the United States?

			Frequency	% of total	% of valid
Valid	0	no	2950	14.22%	20.47%
	1	yes	11461	55.25%	79.53%
		Total	14,411	69.47%	100%

Missing	6	refused	11	0.05%	
	7	legitimate skip	6282	30.28%	
	8	don't know	40	0.19%	
	9	not applicable	1	0%	
		Total	6,334	30.53%	

Valid	Invalid	Minimum	Maximum
14411	6334	0	1

### H1RF3 - S15Q3 RES DAD-COUNTRY BORN IN-W1

Type	Code
Measurement Unit	numeric
H1RF3	3. In what country was he [resident father] born?

	Frequency	% of total	% of valid
--	-----------	------------	------------

Valid	30	Cambodia	16	0.08%	0.55%
	32	Canada	29	0.14%	1%
	37	People's Republic of China	145	0.7%	5.01%
	38	Colombia	15	0.07%	0.52%
	43	Cuba	322	1.55%	11.11%
	51	The Dominican Republic	26	0.13%	0.9%
	52	Ecuador	16	0.08%	0.55%
	54	El Salvador	38	0.18%	1.31%
	75	Germany	30	0.14%	1.04%
	79	Guatemala	24	0.12%	0.83%
	83	Haiti	31	0.15%	1.07%
	84	Honduras	23	0.11%	0.79%
	87	India	36	0.17%	1.24%
	89	Iran	11	0.05%	0.38%
	93	Italy	33	0.16%	1.14%
	95	Jamaica	22	0.11%	0.76%
	96	Japan	16	0.08%	0.55%
	102	South Korea	59	0.28%	2.04%
	105	Laos	19	0.09%	0.66%
	123	Mexico	796	3.84%	27.48%
	142	Nicaragua	50	0.24%	1.73%
	144	Nigeria	18	0.09%	0.62%
	150	Pakistan	10	0.05%	0.35%
	151	Panama	10	0.05%	0.35%
	154	Peru	20	0.1%	0.69%
	155	The Philippines	445	2.15%	15.36%
	157	Portugal	25	0.12%	0.86%
	187	Taiwan	38	0.18%	1.31%
	193	Trinidad and Tobago	12	0.06%	0.41%
	202	Great Britain	12	0.06%	0.41%
	213	Hong Kong	28	0.13%	0.97%
	221	Puerto Rico	103	0.5%	3.56%
	222	American Samoa	36	0.17%	1.24%
	231	Viet-Nam	78	0.38%	2.69%
	232	Western Samoa	19	0.09%	0.66%
	311	Eastern, North Africa	18	0.09%	0.62%
312	Central, North Africa	12	0.06%	0.41%	
313	Western, North Africa	17	0.08%	0.59%	
314	South Africa	8	0.04%	0.28%	
321	Middle East	24	0.12%	0.83%	
322	Central Asia	13	0.06%	0.45%	
323	Southeast Asia	20	0.1%	0.69%	
331	Northern, Western Europe	22	0.11%	0.76%	
332	British Isles	19	0.09%	0.66%	
333	Southern, Western Europe	12	0.06%	0.41%	
334	Northern, Eastern Europe	13	0.06%	0.45%	
335	Southern, Eastern Europe	24	0.12%	0.83%	
336	Southern Europe	19	0.09%	0.66%	

		Total	2,897	13.96%	100%
Missing	996	refused	3	0.01%	
	997	legitimate skip	17795	85.78%	
	998	don't know	9	0.04%	
	999	other or not applicable	41	0.2%	
		Total	17,848	86.04%	

Valid	Invalid	Minimum	Maximum
2897	17848	30	371

### H1RF4 - S15Q4 RES DAD-WORK-W1

Type	Code
Measurement Unit	numeric
H1RF4	4. What kind of work does he [resident father] do? If he does more than one kind of work, tell me the one for which he is paid the most or at which he spends the most time.

	Frequency	% of total	% of valid
--	-----------	------------	------------

Valid	1	professional 1, such as doctor, lawyer, scientist	851	4.1%	5.93%
	2	professional 2, such as teacher, librarian, nurse	758	3.65%	5.28%
	3	manager, such as executive, director	1603	7.73%	11.17%
	4	technical, such as computer specialist, radiologist	861	4.15%	6%
	5	office worker, such as bookkeeper, office clerk, secretary	331	1.6%	2.31%
	6	sales worker, such as insurance agent, store clerk	631	3.04%	4.4%
	7	restaurant worker or personal service, such as waitress, housekeeper	314	1.51%	2.19%
	8	craftsperson, such as toolmaker, woodworker	491	2.37%	3.42%
	9	construction worker, such as carpenter, crane operator	1444	6.96%	10.06%
	10	mechanic, such as electrician, plumber, machinist	1533	7.39%	10.68%
	11	factory worker or laborer, such as assembler, janitor	1494	7.2%	10.41%
	12	transportation, such as bus driver, taxi driver	503	2.42%	3.5%
	13	military or security, such as police officer, soldier, fire fighter	521	2.51%	3.63%
	14	farm or fishery worker	234	1.13%	1.63%
	15	other	1998	9.63%	13.92%
	16	none	790	3.81%	5.5%
		Total	14,357	69.21%	100%
Missing	96	refused	22	0.11%	
	97	legitimate skip	6282	30.28%	
	98	don't know	82	0.4%	
	99	not applicable	2	0.01%	
		Total	6,388	30.79%	

Valid	Invalid	Minimum	Maximum
14357	6388	1	16

 H1RF5 - S15Q5 RES DAD-WORK FOR PAY-W1

Type	Code
Measurement Unit	numeric
H1RF5	5. Does he [resident father] work for pay?

			Frequency	% of total	% of valid
Valid	0	no	410	1.98%	3%
	1	yes	13234	63.79%	97%
	Total		13,644	65.77%	100%
Missing	6	refused	14	0.07%	
	7	legitimate skip	7072	34.09%	
	8	don't know	14	0.07%	
	9	not applicable	1	0%	
	Total		7,101	34.23%	

Valid	Invalid	Minimum	Maximum
13644	7101	0	1

### H1RF6 - S15Q6 RES DAD-WORK LAST 12 MOS-W1

Type	Code
Measurement Unit	numeric
H1RF6	6. Has he [resident father] worked for pay at any time in the last 12 months?

			Frequency	% of total	% of valid
Valid	0	no	850	4.1%	71.19%
	1	yes	344	1.66%	28.81%
	Total		1,194	5.76%	100%
Missing	6	refused	13	0.06%	
	7	legitimate skip	19516	94.08%	
	8	don't know	21	0.1%	
	9	not applicable	1	0%	
	Total		19,551	94.24%	

Valid	Invalid	Minimum	Maximum
1194	19551	0	1

### H1RF7 - S15Q7 RES DAD-WORK HRS/WEEK-W1

Type	Numeric (Double)
H1RF7	7. Approximately how many hours a week does he [resident father] work for pay?

			Frequency	% of total	% of valid
--	--	--	-----------	------------	------------

Missing	996	refused	6	0.03%	
	997	legitimate skip	7511	36.21%	
	998	don't know	419	2.02%	
	999	not applicable	3	0.01%	
		Total	7,939	38.27%	

Valid	Invalid	Minimum	Maximum	Mean	StdDev
12806	7939	1	168	44.977588...	11.951132...

### 

Type	Code
Measurement Unit	numeric
H1RF8	8. Does he [resident father] work at home or outside the home?

			Frequency	% of total	% of valid
Valid	1	at home	245	1.18%	1.85%
	2	outside the home	12064	58.15%	91.18%
	3	both at home and outside the home	922	4.44%	6.97%
		Total	13,231	63.78%	100%
Missing	6	refused	1	0%	
	7	legitimate skip	7511	36.21%	
	8	don't know	2	0.01%	
		Total	7,514	36.22%	

Valid	Invalid	Minimum	Maximum
13231	7514	1	3

### 

Type	Code
Measurement Unit	numeric
H1RF9	9. Does he [resident father] receive public assistance, such as welfare?

			Frequency	% of total	% of valid
Valid	0	no	13840	66.71%	96.48%
	1	yes	505	2.43%	3.52%
		Total	14,345	69.15%	100%
Missing	6	refused	16	0.08%	
	7	legitimate skip	6282	30.28%	
	8	don't know	101	0.49%	
	9	not applicable	1	0%	

		Total	6,400	30.85%	
--	--	-------	-------	--------	--

Valid	Invalid	Minimum	Maximum
14345	6400	0	1

### H1RF10 - S15Q10 RES DAD-DISABLED-W1

Type	Code
Measurement Unit	numeric
H1RF10	10. Is he [resident father] disabled--that is, mentally or physically handicapped?

			Frequency	% of total	% of valid
Valid	0	no	13555	65.34%	93.96%
	1	yes	871	4.2%	6.04%
		Total	14,426	69.54%	100%
Missing	6	refused	15	0.07%	
	7	legitimate skip	6282	30.28%	
	8	don't know	21	0.1%	
	9	not applicable	1	0%	
		Total	6,319	30.46%	

Valid	Invalid	Minimum	Maximum
14426	6319	0	1

### H1RF11 - S15Q11 RES DAD-AT HOME WHEN LEAVE-W1

Type	Code
Measurement Unit	numeric
H1RF11	11. How often is he [resident father] at home when you leave for school?

			Frequency	% of total	% of valid
Valid	1	always	5031	24.25%	34.95%
	2	most of the time	1895	9.13%	13.16%
	3	some of the time	2165	10.44%	15.04%
	4	almost never	1480	7.13%	10.28%
	5	never	3449	16.63%	23.96%
	6	he takes me to school	376	1.81%	2.61%
		Total	14,396	69.4%	100%
Missing	96	refused	23	0.11%	
	97	legitimate skip	6282	30.28%	
	98	don't know	29	0.14%	
	99	not applicable	15	0.07%	



	Total	6,349	30.6%
--	-------	-------	-------

Valid	Invalid	Minimum	Maximum
14396	6349	1	6

### H1RF12 - S15Q12 RES DAD-AT HOME WHEN RETURN-W1

Type	Code
Measurement Unit	numeric
H1RF12	12. How often is he [resident father] at home when you return from school?

			Frequency	% of total	% of valid
Valid	1	always	2272	10.95%	15.78%
	2	most of the time	1758	8.47%	12.21%
	3	some of the time	3127	15.07%	21.72%
	4	almost never	2370	11.42%	16.47%
	5	never	4725	22.78%	32.83%
	6	he brings me home from school	142	0.68%	0.99%
Total			14,394	69.39%	100%
Missing	96	refused	22	0.11%	
	97	legitimate skip	6282	30.28%	
	98	don't know	31	0.15%	
	99	not applicable	16	0.08%	
Total			6,351	30.61%	

Valid	Invalid	Minimum	Maximum
14394	6351	1	6

### H1RF13 - S15Q13 RES DAD-AT HOME WHEN BED-W1

Type	Code
Measurement Unit	numeric
H1RF13	13. How often is he [resident father] at home when you go to bed?

			Frequency	% of total	% of valid
Valid	1	always	8915	42.97%	61.8%
	2	most of the time	2877	13.87%	19.94%
	3	some of the time	1632	7.87%	11.31%
	4	almost never	450	2.17%	3.12%
	5	never	551	2.66%	3.82%
Total			14,425	69.53%	100%

Missing	96	refused	14	0.07%	
	97	legitimate skip	6282	30.28%	
	98	don't know	18	0.09%	
	99	not applicable	6	0.03%	
		Total	6,320	30.47%	

Valid	Invalid	Minimum	Maximum
14425	6320	1	5

### 

Type	Code
Measurement Unit	numeric
H1RF14	14. Has he [resident father] ever smoked cigarettes?

			Frequency	% of total	% of valid
Valid	0	no	6078	29.3%	42.35%
	1	yes	8273	39.88%	57.65%
		Total	14,351	69.18%	100%
Missing	6	refused	17	0.08%	
	7	legitimate skip	6282	30.28%	
	8	don't know	94	0.45%	
	9	not applicable	1	0%	
		Total	6,394	30.82%	

Valid	Invalid	Minimum	Maximum
14351	6394	0	1

### 

Type	Code
Measurement Unit	numeric
H1WP1	1. Do your parents let you make your own decisions about the time you must be home on weekend nights?

			Frequency	% of total	% of valid
Valid	0	no	13221	63.73%	65.26%
	1	yes	7039	33.93%	34.74%
		Total	20,260	97.66%	100%
Missing	6	refused	15	0.07%	
	7	legitimate skip	435	2.1%	
	8	don't know	33	0.16%	
	9	not applicable	2	0.01%	
		Total			

	Total	485	2.34%	
--	-------	-----	-------	--

Valid	Invalid	Minimum	Maximum
20260	485	0	1

### H1WP2 - S16Q2 MAKE OWN DECISION-FRIEND-W1

Type	Code
Measurement Unit	numeric
H1WP2	2. Do your parents let you make your own decisions about the people you hang around with?

			Frequency	% of total	% of valid
Valid	0	no	3263	15.73%	16.1%
	1	yes	17008	81.99%	83.9%
		Total	20,271	97.72%	100%
Missing	6	refused	6	0.03%	
	7	legitimate skip	435	2.1%	
	8	don't know	31	0.15%	
	9	not applicable	2	0.01%	
		Total	474	2.28%	

Valid	Invalid	Minimum	Maximum
20271	474	0	1

### H1WP3 - S16Q3 MAKE OWN DECISION-CLOTHING-W1

Type	Code
Measurement Unit	numeric
H1WP3	3. Do your parents let you make your own decisions about what you wear?

			Frequency	% of total	% of valid
Valid	0	no	2077	10.01%	10.24%
	1	yes	18207	87.77%	89.76%
		Total	20,284	97.78%	100%
Missing	6	refused	9	0.04%	
	7	legitimate skip	435	2.1%	
	8	don't know	16	0.08%	
	9	not applicable	1	0%	
		Total	461	2.22%	

Valid	Invalid	Minimum	Maximum
20284	461	0	1

 H1WP4 - S16Q4 MAKE OWN DECISION-AMOUNT OF TV-W1

Type	Code
Measurement Unit	numeric
H1WP4	4. Do your parents let you make your own decisions about how much television you watch?

			Frequency	% of total	% of valid
Valid	0	no	3639	17.54%	17.94%
	1	yes	16646	80.24%	82.06%
	Total		20,285	97.78%	100%
Missing	6	refused	6	0.03%	
	7	legitimate skip	435	2.1%	
	8	don't know	17	0.08%	
	9	not applicable	2	0.01%	
	Total		460	2.22%	

Valid	Invalid	Minimum	Maximum
20285	460	0	1

 H1WP5 - S16Q5 MAKE OWN DECISION-TV PROGRAMS-W1

Type	Code
Measurement Unit	numeric
H1WP5	5. Do your parents let you make your own decisions about which television programs you watch?

			Frequency	% of total	% of valid
Valid	0	no	4501	21.7%	22.19%
	1	yes	15784	76.09%	77.81%
	Total		20,285	97.78%	100%
Missing	6	refused	5	0.02%	
	7	legitimate skip	435	2.1%	
	8	don't know	19	0.09%	
	9	not applicable	1	0%	
	Total		460	2.22%	

Valid	Invalid	Minimum	Maximum
20285	460	0	1

 H1WP6 - S16Q6 MAKE OWN DECISION-WEEKDAY BED-W1

Type	Code
Measurement Unit	numeric
H1WP6	6. Do your parents let you make your own decisions about what time you go to bed on week nights?

			Frequency	% of total	% of valid
Valid	0	no	6916	33.34%	34.09%
	1	yes	13370	64.45%	65.91%
Total			20,286	97.79%	100%
Missing	6	refused	4	0.02%	
	7	legitimate skip	435	2.1%	
	8	don't know	19	0.09%	
	9	not applicable	1	0%	
Total			459	2.21%	

Valid	Invalid	Minimum	Maximum
20286	459	0	1

### H1WP7 - S16Q7 MAKE OWN DECISION-DIET-W1

Type	Code
Measurement Unit	numeric
H1WP7	7. Do your parents let you make your own decisions about what you eat?

			Frequency	% of total	% of valid
Valid	0	no	3780	18.22%	18.63%
	1	yes	16508	79.58%	81.37%
Total			20,288	97.8%	100%
Missing	6	refused	4	0.02%	
	7	legitimate skip	435	2.1%	
	8	don't know	17	0.08%	
	9	not applicable	1	0%	
Total			457	2.2%	

Valid	Invalid	Minimum	Maximum
20288	457	0	1

### H1WP8 - S16Q8 FREQ-EAT DINNER W/ PARENT-W1

Type	Code
Measurement Unit	numeric

H1WP8	8. On how many of the past 7 days was at least one of your parents in the room with you while you ate your evening meal?
-------	--

			Frequency	% of total	% of valid
Valid	0	no days	2406	11.6%	11.9%
	1	1 day	1038	5%	5.13%
	2	2 days	1579	7.61%	7.81%
	3	3 days	1791	8.63%	8.86%
	4	4 days	1834	8.84%	9.07%
	5	5 days	2474	11.93%	12.23%
	6	6 days	1278	6.16%	6.32%
	7	7 days	7825	37.72%	38.69%
		Total	20,225	97.49%	100%
Missing	.	missing	4	0.02%	
	96	refused	9	0.04%	
	97	legitimate skip	435	2.1%	
	98	don't know	72	0.35%	
		Total	520	2.51%	

Valid	Invalid	Minimum	Maximum
20225	520	0	7

### H1WP9 - S16Q9 CLOSE TO MOM-W1

Type	Code
Measurement Unit	numeric
H1WP9	9. How close do you feel to your {MOther/ADOPTIVE MOther/ STEPMOther/ FOSTER MOther/etc.}?

			Frequency	% of total	% of valid
Valid	1	not at all	118	0.57%	0.61%
	2	very little	500	2.41%	2.57%
	3	somewhat	1627	7.84%	8.36%
	4	quite a bit	4095	19.74%	21.03%
	5	very much	13129	63.29%	67.44%
		Total	19,469	93.85%	100%
Missing	6	refused	8	0.04%	
	7	legitimate skip	1256	6.05%	
	8	don't know	11	0.05%	
	9	not applicable	1	0%	
		Total	1,276	6.15%	

Valid	Invalid	Minimum	Maximum
-------	---------	---------	---------

19469	1276	1	5
-------	------	---	---

### 

Type	Code
Measurement Unit	numeric
H1WP10	10. How much do you think she [resident mother] cares about you?

			Frequency	% of total	% of valid
Valid	1	not at all	54	0.26%	0.28%
	2	very little	145	0.7%	0.75%
	3	somewhat	393	1.89%	2.02%
	4	quite a bit	1514	7.3%	7.78%
	5	very much	17357	83.67%	89.18%
Total			19,463	93.82%	100%
Missing	6	refused	8	0.04%	
	7	legitimate skip	1256	6.05%	
	8	don't know	17	0.08%	
	9	not applicable	1	0%	
Total			1,282	6.18%	

Valid	Invalid	Minimum	Maximum
19463	1282	1	5

### 

Type	Code
Measurement Unit	numeric
H1WP11	11. On a scale of 1 to 5, where 1 is low and 5 is high, how disappointed would she [resident mother] be if you did not graduate from college?

			Frequency	% of total	% of valid
Valid	1	1	1393	6.71%	7.19%
	2	2	1134	5.47%	5.85%
	3	3	3571	17.21%	18.43%
	4	4	3580	17.26%	18.48%
	5	5	9694	46.73%	50.04%
Total			19,372	93.38%	100%
Missing	6	refused	8	0.04%	
	7	legitimate skip	1256	6.05%	
	8	don't know	107	0.52%	
	9	not applicable	2	0.01%	

	Total	1,373	6.62%
--	-------	-------	-------

Valid	Invalid	Minimum	Maximum
19372	1373	1	5

### 

Type	Code
Measurement Unit	numeric
H1WP12	12. On a scale of 1 to 5, where 1 is low and 5 is high, how disappointed would she [resident mother] be if you did not graduate from high school?

			Frequency	% of total	% of valid
Valid	1	1	659	3.18%	3.4%
	2	2	248	1.2%	1.28%
	3	3	545	2.63%	2.81%
	4	4	1017	4.9%	5.25%
	5	5	16911	81.52%	87.26%
		Total	19,380	93.42%	100%
Missing	6	refused	14	0.07%	
	7	legitimate skip	1256	6.05%	
	8	don't know	71	0.34%	
	9	not applicable	24	0.12%	
		Total	1,365	6.58%	

Valid	Invalid	Minimum	Maximum
19380	1365	1	5

### 

Type	Code
Measurement Unit	numeric
H1WP13	13. How close do you feel to your {FATHER/ADOPTIVE FATHER/STEPFATHER /FOSTER FATHER/etc.}?

			Frequency	% of total	% of valid
Valid	1	not at all	271	1.31%	1.88%
	2	very little	641	3.09%	4.44%
	3	somewhat	2047	9.87%	14.17%
	4	quite a bit	3813	18.38%	26.4%
	5	very much	7670	36.97%	53.11%
		Total	14,442	69.62%	100%



Missing	6	refused	13	0.06%	
	7	legitimate skip	6282	30.28%	
	8	don't know	7	0.03%	
	9	not applicable	1	0%	
		Total	6,303	30.38%	

Valid	Invalid	Minimum	Maximum
14442	6303	1	5

### H1WP14 - S16Q14 DAD-HOW MUCH DOES HE CARE-W1

Type	Code
Measurement Unit	numeric
H1WP14	14. How much do you think he [resident father] cares about you?

			Frequency	% of total	% of valid
Valid	1	not at all	66	0.32%	0.46%
	2	very little	203	0.98%	1.41%
	3	somewhat	595	2.87%	4.12%
	4	quite a bit	1780	8.58%	12.33%
	5	very much	11791	56.84%	81.68%
		Total	14,435	69.58%	100%
Missing	6	refused	11	0.05%	
	7	legitimate skip	6282	30.28%	
	8	don't know	15	0.07%	
	9	not applicable	2	0.01%	
		Total	6,310	30.42%	

Valid	Invalid	Minimum	Maximum
14435	6310	1	5

### H1WP15 - S16Q15 DAD-IF NOT COLLEGE GRADUATE-W1

Type	Code
Measurement Unit	numeric
H1WP15	15. On a scale of 1 to 5, where 1 is low and 5 is high, how disappointed would he [resident father] be if you did not graduate from college?

	Frequency	% of total	% of valid
--	-----------	------------	------------

Valid	1	1	1107	5.34%	7.69%
	2	2	838	4.04%	5.83%
	3	3	2396	11.55%	16.66%
	4	4	2702	13.02%	18.78%
	5	5	7343	35.4%	51.04%
		Total	14,386	69.35%	100%
Missing	6	refused	13	0.06%	
	7	legitimate skip	6282	30.28%	
	8	don't know	60	0.29%	
	9	not applicable	4	0.02%	
		Total	6,359	30.65%	

Valid	Invalid	Minimum	Maximum
14386	6359	1	5

H1WP16 - S16Q16 DAD-IF NOT HS GRADUATE-W1	
Type	Code
Measurement Unit	numeric
H1WP16	16. On a scale of 1 to 5, where 1 is low and 5 is high, how disappointed would he [resident father] be if you did not graduate from high school?

			Frequency	% of total	% of valid
Valid	1	1	530	2.55%	3.69%
	2	2	181	0.87%	1.26%
	3	3	471	2.27%	3.28%
	4	4	814	3.92%	5.66%
	5	5	12382	59.69%	86.12%
		Total	14,378	69.31%	100%
Missing	6	refused	19	0.09%	
	7	legitimate skip	6282	30.28%	
	8	don't know	46	0.22%	
	9	not applicable	20	0.1%	
		Total	6,367	30.69%	

Valid	Invalid	Minimum	Maximum
14378	6367	1	5

H1WP17A - S16Q17A RES MOM-WENT SHOPPING-W1	
Type	Code
Measurement Unit	numeric

H1WP17A	17A. Which of the things listed on this card have you done with your {MOther/ADOPTIVE MOther/STPMOther/FOSTER MOther/etc.} in the past 4 weeks: Have you gone shopping?
---------	---

			Frequency	% of total	% of valid
Valid	0	no	5375	25.91%	27.62%
	1	yes	14084	67.89%	72.38%
Total			19,459	93.8%	100%
Missing	6	refused	16	0.08%	
	7	legitimate skip	1256	6.05%	
	8	don't know	13	0.06%	
	9	not applicable	1	0%	
Total			1,286	6.2%	

Valid	Invalid	Minimum	Maximum
19459	1286	0	1

### H1WP17B - S16Q17B RES MOM-PLAYED A SPORT-W1

Type	Code
Measurement Unit	numeric
H1WP17B	17B. Which of the things listed on this card have you done with your {MOther/ADOPTIVE MOther/STPMOther/FOSTER MOther/etc.} in the past 4 weeks: Have you played a sport?

			Frequency	% of total	% of valid
Valid	0	no	17810	85.85%	91.53%
	1	yes	1649	7.95%	8.47%
Total			19,459	93.8%	100%
Missing	6	refused	16	0.08%	
	7	legitimate skip	1256	6.05%	
	8	don't know	13	0.06%	
	9	not applicable	1	0%	
Total			1,286	6.2%	

Valid	Invalid	Minimum	Maximum
19459	1286	0	1

### H1WP17C - S16Q17C RES MOM-RELIGIOUS SERVICE-W1

Type	Code
Measurement Unit	numeric

H1WP17C	17C. Which of the things listed on this card have you done with your {MOther/ADOPTIVE MOther/STEPMOther/FOSTER MOther/etc.} in the past 4 weeks: Have you gone to a religious service or church-related event?
---------	--

			Frequency	% of total	% of valid
Valid	0	no	12134	58.49%	62.36%
	1	yes	7325	35.31%	37.64%
Total			19,459	93.8%	100%
Missing	6	refused	16	0.08%	
	7	legitimate skip	1256	6.05%	
	8	don't know	13	0.06%	
	9	not applicable	1	0%	
Total			1,286	6.2%	

Valid	Invalid	Minimum	Maximum
19459	1286	0	1

### H1WP17D - S16Q17D RES MOM-TALKED ABOUT LIFE-W1

Type	Code
Measurement Unit	numeric
H1WP17D	17D. Which of the things listed on this card have you done with your {MOther/ADOPTIVE MOther/STEPMOther/FOSTER MOther/etc.} in the past 4 weeks: Have you talked about someone you're dating, or a party you went to?

			Frequency	% of total	% of valid
Valid	0	no	10318	49.74%	53.02%
	1	yes	9141	44.06%	46.98%
Total			19,459	93.8%	100%
Missing	6	refused	16	0.08%	
	7	legitimate skip	1256	6.05%	
	8	don't know	13	0.06%	
	9	not applicable	1	0%	
Total			1,286	6.2%	

Valid	Invalid	Minimum	Maximum
19459	1286	0	1

### H1WP17E - S16Q17E RES MOM-WENT TO MOVIE/ETC-W1

Type	Code
Measurement Unit	numeric

H1WP17E	17E. Which of the things listed on this card have you done with your {MOther/ADOPTIVE MOther/STEPMOther/FOSTER MOther/etc.} in the past 4 weeks: Have you gone to a movie, play, museum, concert, or sports event?
---------	--

			Frequency	% of total	% of valid
Valid	0	no	14524	70.01%	74.64%
	1	yes	4935	23.79%	25.36%
Total			19,459	93.8%	100%
Missing	6	refused	16	0.08%	
	7	legitimate skip	1256	6.05%	
	8	don't know	13	0.06%	
	9	not applicable	1	0%	
Total			1,286	6.2%	

Valid	Invalid	Minimum	Maximum
19459	1286	0	1

### H1WP17F - S16Q17F RES MOM-DISCUSS PERSONAL PROB-W1

Type	Code
Measurement Unit	numeric
H1WP17F	17F. Which of the things listed on this card have you done with your {MOther/ADOPTIVE MOther/STEPMOther/FOSTER MOther/etc.} in the past 4 weeks: Have you had a talk about a personal problem you were having?

			Frequency	% of total	% of valid
Valid	0	no	11889	57.31%	61.1%
	1	yes	7570	36.49%	38.9%
Total			19,459	93.8%	100%
Missing	6	refused	16	0.08%	
	7	legitimate skip	1256	6.05%	
	8	don't know	13	0.06%	
	9	not applicable	1	0%	
Total			1,286	6.2%	

Valid	Invalid	Minimum	Maximum
19459	1286	0	1

### H1WP17G - S16Q17G RES MOM-ARGUED ABOUT BEHAVIOR-W1

Type	Code
Measurement Unit	numeric

H1WP17G	17G. Which of the things listed on this card have you done with your {MOther/ADOPTIVE MOther/STEPMOther/FOSTER MOther/etc.} in the past 4 weeks: Have you had a serious argument about your behavior?
---------	---

			Frequency	% of total	% of valid
Valid	0	no	12956	62.45%	66.58%
	1	yes	6503	31.35%	33.42%
Total			19,459	93.8%	100%
Missing	6	refused	16	0.08%	
	7	legitimate skip	1256	6.05%	
	8	don't know	13	0.06%	
	9	not applicable	1	0%	
Total			1,286	6.2%	

Valid	Invalid	Minimum	Maximum
19459	1286	0	1

### H1WP17H - S16Q17H RES MOM-TALKED SCH-GRADES-W1

Type	Code
Measurement Unit	numeric
H1WP17H	17H. Which of the things listed on this card have you done with your {MOther/ADOPTIVE MOther/STEPMOther/FOSTER MOther/etc.} in the past 4 weeks: Have you talked about your school work or grades?

			Frequency	% of total	% of valid
Valid	0	no	7157	34.5%	36.78%
	1	yes	12302	59.3%	63.22%
Total			19,459	93.8%	100%
Missing	6	refused	16	0.08%	
	7	legitimate skip	1256	6.05%	
	8	don't know	13	0.06%	
	9	not applicable	1	0%	
Total			1,286	6.2%	

Valid	Invalid	Minimum	Maximum
19459	1286	0	1

### H1WP17I - S16Q17I RES MOM-WORKED SCH-PROJECT-W1

Type	Code
Measurement Unit	numeric

H1WP17I	17I. Which of the things listed on this card have you done with your {MOther/ADOPTIVE MOther/STEPMOther/FOSTER MOther/etc.} in the past 4 weeks: Have you worked on a project for school?
---------	---

			Frequency	% of total	% of valid
Valid	0	no	16888	81.41%	86.79%
	1	yes	2571	12.39%	13.21%
Total			19,459	93.8%	100%
Missing	6	refused	16	0.08%	
	7	legitimate skip	1256	6.05%	
	8	don't know	13	0.06%	
	9	not applicable	1	0%	
Total			1,286	6.2%	

Valid	Invalid	Minimum	Maximum
19459	1286	0	1

### H1WP17J - S16Q17J RES MOM-TALKED SCH-OTHER-W1

Type	Code
Measurement Unit	numeric
H1WP17J	17J. Which of the things listed on this card have you done with your {MOther/ADOPTIVE MOther/STEPMOther/FOSTER MOther/etc.} in the past 4 weeks: Have you talked about other things you're doing in school?

			Frequency	% of total	% of valid
Valid	0	no	9000	43.38%	46.25%
	1	yes	10459	50.42%	53.75%
Total			19,459	93.8%	100%
Missing	6	refused	16	0.08%	
	7	legitimate skip	1256	6.05%	
	8	don't know	13	0.06%	
	9	not applicable	1	0%	
Total			1,286	6.2%	

Valid	Invalid	Minimum	Maximum
19459	1286	0	1

### H1WP17K - S16Q17K RES MOM-NONE-W1

Type	Code
Measurement Unit	numeric

H1WP17K	17K. Which of the things listed on this card have you done with your {MOther/ADOPTIVE MOther/STEPMOther/FOSTER MOther/etc.} in the past 4 weeks: none
---------	---

			Frequency	% of total	% of valid
Valid	0	no	19023	91.7%	97.76%
	1	yes	436	2.1%	2.24%
Total			19,459	93.8%	100%
Missing	6	refused	16	0.08%	
	7	legitimate skip	1256	6.05%	
	8	don't know	13	0.06%	
	9	not applicable	1	0%	
Total			1,286	6.2%	

Valid	Invalid	Minimum	Maximum
19459	1286	0	1

### H1WP18A - S16Q18A RES DAD-WENT SHOPPING-W1

Type	Code
Measurement Unit	numeric
H1WP18A	18A. Which of the things listed on this card have you done with your {FAther/ADOPTIVE FAther/STEPFAther/FOSTER FAther/etc.} in the past 4 weeks: Have you gone shopping?

			Frequency	% of total	% of valid
Valid	0	no	10536	50.79%	73.02%
	1	yes	3893	18.77%	26.98%
Total			14,429	69.55%	100%
Missing	6	refused	17	0.08%	
	7	legitimate skip	6282	30.28%	
	8	don't know	15	0.07%	
	9	not applicable	2	0.01%	
Total			6,316	30.45%	

Valid	Invalid	Minimum	Maximum
14429	6316	0	1

### H1WP18B - S16Q18B RES DAD-PLAYED A SPORT-W1

Type	Code
Measurement Unit	numeric



H1WP18B	18B. Which of the things listed on this card have you done with your {FAther/ADOPTIVE FAther/STEPFAther/FOSTER FAther/etc.} in the past 4 weeks: Have you played a sport?
---------	---

			Frequency	% of total	% of valid
Valid	0	no	10339	49.84%	71.65%
	1	yes	4090	19.72%	28.35%
Total			14,429	69.55%	100%
Missing	6	refused	17	0.08%	
	7	legitimate skip	6282	30.28%	
	8	don't know	15	0.07%	
	9	not applicable	2	0.01%	
Total			6,316	30.45%	

Valid	Invalid	Minimum	Maximum
14429	6316	0	1

### H1WP18C - S16Q18C RES DAD-RELIGIOUS SERVICE-W1

Type	Code
Measurement Unit	numeric
H1WP18C	18C. Which of the things listed on this card have you done with your {FAther/ADOPTIVE FAther/STEPFAther/FOSTER FAther/etc.} in the past 4 weeks: Have you gone to a religious service or church-related event?

			Frequency	% of total	% of valid
Valid	0	no	10151	48.93%	70.35%
	1	yes	4278	20.62%	29.65%
Total			14,429	69.55%	100%
Missing	6	refused	17	0.08%	
	7	legitimate skip	6282	30.28%	
	8	don't know	15	0.07%	
	9	not applicable	2	0.01%	
Total			6,316	30.45%	

Valid	Invalid	Minimum	Maximum
14429	6316	0	1

### H1WP18D - S16Q18D RES DAD-TALKED ABOUT LIFE-W1

Type	Code
Measurement Unit	numeric

H1WP18D	18D. Which of the things listed on this card have you done with your {FAther/ADOPTIVE FAther/STEPFAther/FOSTER FAther/etc.} in the past 4 weeks: Have you talked about someone you're dating, or a party you went to?
---------	---

			Frequency	% of total	% of valid
Valid	0	no	10374	50.01%	71.9%
	1	yes	4055	19.55%	28.1%
	Total		14,429	69.55%	100%
Missing	6	refused	17	0.08%	
	7	legitimate skip	6282	30.28%	
	8	don't know	15	0.07%	
	9	not applicable	2	0.01%	
	Total		6,316	30.45%	

Valid	Invalid	Minimum	Maximum
14429	6316	0	1

### H1WP18E - S16Q18E RES DAD-WENT TO MOVIE/ETC-W1

Type	Code
Measurement Unit	numeric
H1WP18E	18E. Which of the things listed on this card have you done with your {FAther/ADOPTIVE FAther/STEPFAther/FOSTER FAther/etc.} in the past 4 weeks: Have you gone to a movie, play, museum, concert, or sports event?

			Frequency	% of total	% of valid
Valid	0	no	11001	53.03%	76.24%
	1	yes	3428	16.52%	23.76%
	Total		14,429	69.55%	100%
Missing	6	refused	17	0.08%	
	7	legitimate skip	6282	30.28%	
	8	don't know	15	0.07%	
	9	not applicable	2	0.01%	
	Total		6,316	30.45%	

Valid	Invalid	Minimum	Maximum
14429	6316	0	1

### H1WP18F - S16Q18F RES DAD-DISCUSS PERSONAL PROB-W1

Type	Code
Measurement Unit	numeric

H1WP18F	18F. Which of the things listed on this card have you done with your {FAther/ADOPTIVE FAther/STEPFAther/FOSTER FAther/etc.} in the past 4 weeks: Have you had a talk about a personal problem you were having?
---------	--

			Frequency	% of total	% of valid
Valid	0	no	11477	55.32%	79.54%
	1	yes	2952	14.23%	20.46%
Total			14,429	69.55%	100%
Missing	6	refused	17	0.08%	
	7	legitimate skip	6282	30.28%	
	8	don't know	15	0.07%	
	9	not applicable	2	0.01%	
Total			6,316	30.45%	

Valid	Invalid	Minimum	Maximum
14429	6316	0	1

### H1WP18G - S16Q18G RES DAD-ARGUED ABOUT BEHAVIOR-W1

Type	Code
Measurement Unit	numeric
H1WP18G	18G. Which of the things listed on this card have you done with your {FAther/ADOPTIVE FAther/STEPFAther/FOSTER FAther/etc.} in the past 4 weeks: Have you had a serious argument about your behavior?

			Frequency	% of total	% of valid
Valid	0	no	10666	51.41%	73.92%
	1	yes	3763	18.14%	26.08%
Total			14,429	69.55%	100%
Missing	6	refused	17	0.08%	
	7	legitimate skip	6282	30.28%	
	8	don't know	15	0.07%	
	9	not applicable	2	0.01%	
Total			6,316	30.45%	

Valid	Invalid	Minimum	Maximum
14429	6316	0	1

### H1WP18H - S16Q18H RES DAD-TALKED SCH-GRADES-W1

Type	Code
Measurement Unit	numeric

H1WP18H	18H. Which of the things listed on this card have you done with your {FAther/ADOPTIVE FAther/STEPFAther/FOSTER FAther/etc.} in the past 4 weeks: Have you talked about your school work or grades?
---------	--

			Frequency	% of total	% of valid
Valid	0	no	6850	33.02%	47.47%
	1	yes	7579	36.53%	52.53%
Total			14,429	69.55%	100%
Missing	6	refused	17	0.08%	
	7	legitimate skip	6282	30.28%	
	8	don't know	15	0.07%	
	9	not applicable	2	0.01%	
Total			6,316	30.45%	

Valid	Invalid	Minimum	Maximum
14429	6316	0	1

### H1WP18I - S16Q18I RES DAD-WORKED SCH-PROJECT-W1

Type	Code
Measurement Unit	numeric
H1WP18I	18I. Which of the things listed on this card have you done with your {FAther/ADOPTIVE FAther/STEPFAther/FOSTER FAther/etc.} in the past 4 weeks: Have you worked on a project for school?

			Frequency	% of total	% of valid
Valid	0	no	12858	61.98%	89.11%
	1	yes	1571	7.57%	10.89%
Total			14,429	69.55%	100%
Missing	6	refused	17	0.08%	
	7	legitimate skip	6282	30.28%	
	8	don't know	15	0.07%	
	9	not applicable	2	0.01%	
Total			6,316	30.45%	

Valid	Invalid	Minimum	Maximum
14429	6316	0	1

### H1WP18J - S16Q18J RES DAD-TALKED SCH-OTHER-W1

Type	Code
Measurement Unit	numeric

H1WP18J	18J. Which of the things listed on this card have you done with your {FAther/ADOPTIVE FAther/STEPFAther/FOSTER FAther/etc.} in the past 4 weeks: Have you talked about other things you're doing in school?
---------	---

			Frequency	% of total	% of valid
Valid	0	no	7964	38.39%	55.19%
	1	yes	6465	31.16%	44.81%
Total			14,429	69.55%	100%
Missing	6	refused	17	0.08%	
	7	legitimate skip	6282	30.28%	
	8	don't know	15	0.07%	
	9	not applicable	2	0.01%	
Total			6,316	30.45%	

Valid	Invalid	Minimum	Maximum
14429	6316	0	1

### H1WP18K - S16Q18K RES DAD-NONE-W1

Type	Code
Measurement Unit	numeric
H1WP18K	18K. Which of the things listed on this card have you done with your {FAther/ADOPTIVE FAther/STEPFAther/FOSTER FAther/etc.} in the past 4 weeks: none

			Frequency	% of total	% of valid
Valid	0	no	12996	62.65%	90.07%
	1	yes	1433	6.91%	9.93%
Total			14,429	69.55%	100%
Missing	6	refused	17	0.08%	
	7	legitimate skip	6282	30.28%	
	8	don't know	15	0.07%	
	9	not applicable	2	0.01%	
Total			6,316	30.45%	

Valid	Invalid	Minimum	Maximum
14429	6316	0	1

### H1MO1 - S17Q1 IF SEX GAIN MORE RESPECT-W1

Type	Code
Measurement Unit	numeric

H1MO1	1. Do you agree or disagree with the following statement? If you had sexual intercourse, your friends would respect you more.
-------	---

			Frequency	% of total	% of valid
Valid	1	strongly agree	505	2.43%	3.42%
	2	agree	1423	6.86%	9.63%
	3	neither agree nor disagree	4880	23.52%	33.04%
	4	disagree	4813	23.2%	32.58%
	5	strongly disagree	3150	15.18%	21.33%
		Total	14,771	71.2%	100%
Missing	6	refused	80	0.39%	
	7	legitimate skip	5754	27.74%	
	8	don't know	135	0.65%	
	9	not applicable	5	0.02%	
		Total	5,974	28.8%	

Valid	Invalid	Minimum	Maximum
14771	5974	1	5

## H1MO2 - S17Q2 IF SEX LOSE PARTNER RESPECT-W1

Type	Code
Measurement Unit	numeric
H1MO2	2. Do you agree or disagree with the following statement? If you had sexual intercourse, your partner would lose respect for you.

			Frequency	% of total	% of valid
Valid	1	strongly agree	805	3.88%	5.47%
	2	agree	1601	7.72%	10.89%
	3	neither agree nor disagree	4592	22.14%	31.23%
	4	disagree	5324	25.66%	36.2%
	5	strongly disagree	2384	11.49%	16.21%
		Total	14,706	70.89%	100%
Missing	6	refused	90	0.43%	
	7	legitimate skip	5754	27.74%	
	8	don't know	191	0.92%	
	9	not applicable	4	0.02%	
		Total	6,039	29.11%	

Valid	Invalid	Minimum	Maximum
14706	6039	1	5

 H1MO3 - S17Q3 IF SEX WOULD FEEL GUILTY-W1

Type	Code
Measurement Unit	numeric
H1MO3	3. Do you agree or disagree with the following statement? If you had sexual intercourse, afterward, you would feel guilty.

			Frequency	% of total	% of valid
Valid	1	strongly agree	2324	11.2%	15.78%
	2	agree	2820	13.59%	19.14%
	3	neither agree nor disagree	3987	19.22%	27.07%
	4	disagree	4018	19.37%	27.28%
	5	strongly disagree	1582	7.63%	10.74%
		Total	14,731	71.01%	100%
Missing	6	refused	85	0.41%	
	7	legitimate skip	5754	27.74%	
	8	don't know	171	0.82%	
	9	not applicable	4	0.02%	
		Total	6,014	28.99%	

Valid	Invalid	Minimum	Maximum
14731	6014	1	5

 H1MO4 - S17Q4 IF SEX UPSET MOTHER-W1

Type	Code
Measurement Unit	numeric
H1MO4	4. Do you agree or disagree with the following statement? If you had sexual intercourse, it would upset {NAME OF MOthER}.

			Frequency	% of total	% of valid
Valid	1	strongly agree	5646	27.22%	41.02%
	2	agree	3681	17.74%	26.74%
	3	neither agree nor disagree	2514	12.12%	18.26%
	4	disagree	1404	6.77%	10.2%
	5	strongly disagree	520	2.51%	3.78%
		Total	13,765	66.35%	100%
Missing	6	refused	68	0.33%	
	7	legitimate skip	6758	32.58%	
	8	don't know	150	0.72%	
	9	not applicable	4	0.02%	

	Total	6,980	33.65%	
--	-------	-------	--------	--

Valid	Invalid	Minimum	Maximum
13765	6980	1	5

### 

Type	Code
Measurement Unit	numeric
H1MO5	5. Do you agree or disagree with the following statement? If you had sexual intercourse, it would give you a great deal of physical pleasure.

			Frequency	% of total	% of valid
Valid	1	strongly agree	2104	10.14%	14.43%
	2	agree	4633	22.33%	31.77%
	3	neither agree nor disagree	5453	26.29%	37.4%
	4	disagree	1559	7.52%	10.69%
	5	strongly disagree	833	4.02%	5.71%
		Total	14,582	70.29%	100%
Missing	6	refused	121	0.58%	
	7	legitimate skip	5754	27.74%	
	8	don't know	284	1.37%	
	9	not applicable	4	0.02%	
		Total	6,163	29.71%	

Valid	Invalid	Minimum	Maximum
14582	6163	1	5

### 

Type	Code
Measurement Unit	numeric
H1MO6	6. Do you agree or disagree with the following statement? If you had sexual intercourse, it would relax you.

			Frequency	% of total	% of valid
Valid	1	strongly agree	1145	5.52%	7.87%
	2	agree	3465	16.7%	23.81%
	3	neither agree nor disagree	6659	32.1%	45.76%
	4	disagree	2232	10.76%	15.34%
	5	strongly disagree	1050	5.06%	7.22%
		Total	14,551	70.14%	100%



Missing	6	refused	121	0.58%	
	7	legitimate skip	5754	27.74%	
	8	don't know	315	1.52%	
	9	not applicable	4	0.02%	
		Total	6,194	29.86%	

Valid	Invalid	Minimum	Maximum
14551	6194	1	5

### H1MO7 - S17Q7 IF SEX WOULD BE MORE ATTRACTIVE-W1

Type	Code
Measurement Unit	numeric
H1MO7	7. Do you agree or disagree with the following statement? [If respondent is male:] If you had sexual intercourse, it would make you more attractive to women. [If respondent is female:] If you had sexual intercourse, it would make you more attractive to men.

			Frequency	% of total	% of valid
Valid	1	strongly agree	477	2.3%	3.25%
	2	agree	1106	5.33%	7.55%
	3	neither agree nor disagree	5382	25.94%	36.72%
	4	disagree	4660	22.46%	31.79%
	5	strongly disagree	3033	14.62%	20.69%
		Total	14,658	70.66%	100%
Missing	6	refused	101	0.49%	
	7	legitimate skip	5754	27.74%	
	8	don't know	227	1.09%	
	9	not applicable	5	0.02%	
		Total	6,087	29.34%	

Valid	Invalid	Minimum	Maximum
14658	6087	1	5

### H1MO8 - S17Q8 IF SEX FEEL LESS LONELY-W1

Type	Code
Measurement Unit	numeric
H1MO8	8. Do you agree or disagree with the following statement? If you had sexual intercourse, you would feel less lonely.

	Frequency	% of total	% of valid
--	-----------	------------	------------

Valid	1	strongly agree	487	2.35%	3.32%
	2	agree	2027	9.77%	13.82%
	3	neither agree nor disagree	4865	23.45%	33.16%
	4	disagree	4633	22.33%	31.58%
	5	strongly disagree	2660	12.82%	18.13%
		Total	14,672	70.73%	100%
Missing	6	refused	100	0.48%	
	7	legitimate skip	5754	27.74%	
	8	don't know	215	1.04%	
	9	not applicable	4	0.02%	
		Total	6,073	29.27%	

Valid	Invalid	Minimum	Maximum
14672	6073	1	5

H1MO9 - S17Q9 IF PREGNANT EMBARRASS FAMILY-W1	
Type	Code
Measurement Unit	numeric
H1MO9	9. Do you agree or disagree with the following statement? [If respondent is male:] If you got someone pregnant, it would be embarrassing for your family. [If respondent is female:] If you got pregnant, it would be embarrassing for your family.

			Frequency	% of total	% of valid
Valid	1	strongly agree	5140	24.78%	34.84%
	2	agree	3607	17.39%	24.45%
	3	neither agree nor disagree	2563	12.35%	17.37%
	4	disagree	2478	11.95%	16.8%
	5	strongly disagree	965	4.65%	6.54%
		Total	14,753	71.12%	100%
Missing	6	refused	80	0.39%	
	7	legitimate skip	5754	27.74%	
	8	don't know	155	0.75%	
	9	not applicable	3	0.01%	
		Total	5,992	28.88%	

Valid	Invalid	Minimum	Maximum
14753	5992	1	5

H1MO10 - S17Q10 IF PREGNANT EMBARRASS SELF-W1	
---	--

Type	Code
Measurement Unit	numeric
H1MO10	10. Do you agree or disagree with the following statement? [If respondent is male:] If you got someone pregnant, it would be embarrassing for you. [If respondent is female:] If you got pregnant, it would be embarrassing for you.

			Frequency	% of total	% of valid
Valid	1	strongly agree	5341	25.75%	36.13%
	2	agree	3401	16.39%	23.01%
	3	neither agree nor disagree	2092	10.08%	14.15%
	4	disagree	2693	12.98%	18.22%
	5	strongly disagree	1254	6.04%	8.48%
		Total	14,781	71.25%	100%
Missing	6	refused	78	0.38%	
	7	legitimate skip	5754	27.74%	
	8	don't know	129	0.62%	
	9	not applicable	3	0.01%	
		Total	5,964	28.75%	

Valid	Invalid	Minimum	Maximum
14781	5964	1	5

### H1MO11 - S17Q11 IF PREGNANT HAVE TO QUIT SCH-W1

Type	Code
Measurement Unit	numeric
H1MO11	11. Do you agree or disagree with the following statement? [If respondent is male:] If you got someone pregnant, you would have to quit school. [If respondent is female:] If you got pregnant, you would have to quit school.

			Frequency	% of total	% of valid
Valid	1	strongly agree	1110	5.35%	7.54%
	2	agree	1764	8.5%	11.98%
	3	neither agree nor disagree	2524	12.17%	17.14%
	4	disagree	5987	28.86%	40.66%
	5	strongly disagree	3338	16.09%	22.67%
		Total	14,723	70.97%	100%
Missing	6	refused	80	0.39%	
	7	legitimate skip	5754	27.74%	
	8	don't know	162	0.78%	
	9	not applicable	26	0.13%	
		Total	6,022	29.03%	

Valid	Invalid	Minimum	Maximum
14723	6022	1	5

### 

Type	Code
Measurement Unit	numeric
H1MO12	12. Do you agree or disagree with the following statement? [If respondent is male:] If you got someone pregnant, you might marry the wrong person, just to get married. [If respondent is female:] If you got pregnant, you might marry the wrong person, just to get married.

			Frequency	% of total	% of valid
Valid	1	strongly agree	1824	8.79%	12.37%
	2	agree	3359	16.19%	22.79%
	3	neither agree nor disagree	2616	12.61%	17.75%
	4	disagree	4117	19.85%	27.93%
	5	strongly disagree	2826	13.62%	19.17%
		Total	14,742	71.06%	100%
Missing	6	refused	79	0.38%	
	7	legitimate skip	5754	27.74%	
	8	don't know	166	0.8%	
	9	not applicable	4	0.02%	
		Total	6,003	28.94%	

Valid	Invalid	Minimum	Maximum
14742	6003	1	5

### 

Type	Code
Measurement Unit	numeric
H1MO13	13. Do you agree or disagree with the following statement? [If respondent is male:] If you got someone pregnant, you would be forced to grow up too fast. [If respondent is female:] If you got pregnant, you would be forced to grow up too fast.

			Frequency	% of total	% of valid
Valid	1	strongly agree	4963	23.92%	33.6%
	2	agree	5618	27.08%	38.03%
	3	neither agree nor disagree	1662	8.01%	11.25%
	4	disagree	1764	8.5%	11.94%
	5	strongly disagree	766	3.69%	5.19%

		Total	14,773	71.21%	100%
Missing	6	refused	77	0.37%	
	7	legitimate skip	5754	27.74%	
	8	don't know	136	0.66%	
	9	not applicable	5	0.02%	
		Total	5,972	28.79%	

Valid	Invalid	Minimum	Maximum
14773	5972	1	5

### 

Type	Code
Measurement Unit	numeric
H1MO14	14. Do you agree or disagree with the following statement? [If respondent is male:] If you got someone pregnant, you would have to help her decide whether or not to have the baby, and that would be stressful and difficult. [If respondent is female:] If you got pregnant, you would have to decide whether or not to have the baby, and that would be stressful and difficult.

			Frequency	% of total	% of valid
Valid	1	strongly agree	5595	26.97%	37.9%
	2	agree	4984	24.03%	33.76%
	3	neither agree nor disagree	1452	7%	9.83%
	4	disagree	1585	7.64%	10.74%
	5	strongly disagree	1148	5.53%	7.78%
		Total	14,764	71.17%	100%
Missing	6	refused	82	0.4%	
	7	legitimate skip	5754	27.74%	
	8	don't know	140	0.67%	
	9	not applicable	5	0.02%	
		Total	5,981	28.83%	

Valid	Invalid	Minimum	Maximum
14764	5981	1	5

### 

Type	Code
Measurement Unit	numeric
H1PF1	1. Do you agree or disagree with the following statement? Most of the time, your mother is warm and loving toward you.

			Frequency	% of total	% of valid
Valid	1	strongly agree	9710	46.81%	49.94%
	2	agree	7755	37.38%	39.88%
	3	neither agree nor disagree	1221	5.89%	6.28%
	4	disagree	543	2.62%	2.79%
	5	strongly disagree	215	1.04%	1.11%
		Total	19,444	93.73%	100%
Missing	6	refused	16	0.08%	
	7	legitimate skip	1256	6.05%	
	8	don't know	29	0.14%	
		Total	1,301	6.27%	

Valid	Invalid	Minimum	Maximum
19444	1301	1	5

H1PF2 - S18Q2 MOM-ENCOURAGES INDEPENDENCE-W1	
Type	Code
Measurement Unit	numeric
H1PF2	2. Do you agree or disagree with the following statement? Your mother encourages you to be independent.

			Frequency	% of total	% of valid
Valid	1	strongly agree	7993	38.53%	41.13%
	2	agree	8120	39.14%	41.79%
	3	neither agree nor disagree	2284	11.01%	11.75%
	4	disagree	810	3.9%	4.17%
	5	strongly disagree	225	1.08%	1.16%
		Total	19,432	93.67%	100%
Missing	6	refused	10	0.05%	
	7	legitimate skip	1256	6.05%	
	8	don't know	47	0.23%	
		Total	1,313	6.33%	

Valid	Invalid	Minimum	Maximum
19432	1313	1	5

H1PF3 - S18Q3 MOM-DISCUSSES ETHICS-W1	
Type	Code
Measurement Unit	numeric

H1PF3	3. Do you agree or disagree with the following statement? When you do something wrong that is important, your mother talks about it with you and helps you to understand why it is wrong.
-------	---

			Frequency	% of total	% of valid
Valid	1	strongly agree	7145	34.44%	36.74%
	2	agree	8756	42.21%	45.02%
	3	neither agree nor disagree	2107	10.16%	10.83%
	4	disagree	1156	5.57%	5.94%
	5	strongly disagree	283	1.36%	1.46%
		Total	19,447	93.74%	100%
Missing	6	refused	14	0.07%	
	7	legitimate skip	1256	6.05%	
	8	don't know	27	0.13%	
	9	not applicable	1	0%	
		Total	1,298	6.26%	

Valid	Invalid	Minimum	Maximum
19447	1298	1	5

### H1PF4 - S18Q4 MOM-GOOD COMMUNICATION-W1

Type	Code
Measurement Unit	numeric
H1PF4	4. Do you agree or disagree with the following statement? You are satisfied with the way your mother and you communicate with each other.

			Frequency	% of total	% of valid
Valid	1	strongly agree	7332	35.34%	37.69%
	2	agree	8007	38.6%	41.16%
	3	neither agree nor disagree	2007	9.67%	10.32%
	4	disagree	1606	7.74%	8.26%
	5	strongly disagree	501	2.42%	2.58%
		Total	19,453	93.77%	100%
Missing	6	refused	11	0.05%	
	7	legitimate skip	1256	6.05%	
	8	don't know	24	0.12%	
	9	not applicable	1	0%	
		Total	1,292	6.23%	

Valid	Invalid	Minimum	Maximum
19453	1292	1	5

 H1PF5 - S18Q5 MOM-GOOD RELATIONSHIP-W1

Type	Code
Measurement Unit	numeric
H1PF5	5. Do you agree or disagree with the following statement? Overall, you are satisfied with your relationship with your mother.

			Frequency	% of total	% of valid
Valid	1	strongly agree	9449	45.55%	48.57%
	2	agree	7560	36.44%	38.86%
	3	neither agree nor disagree	1272	6.13%	6.54%
	4	disagree	860	4.15%	4.42%
	5	strongly disagree	312	1.5%	1.6%
		Total	19,453	93.77%	100%
Missing	6	refused	15	0.07%	
	7	legitimate skip	1256	6.05%	
	8	don't know	20	0.1%	
	9	not applicable	1	0%	
		Total	1,292	6.23%	

Valid	Invalid	Minimum	Maximum
19453	1292	1	5

 H1PF6 - S18Q6 KNOW HOW TO USE CONDOM-W1

Type	Code
Measurement Unit	numeric
H1PF6	6. Do you agree or disagree with the following statement? You are quite knowledgeable about how to use a condom correctly.

			Frequency	% of total	% of valid
Valid	1	strongly agree	8937	43.08%	44.3%
	2	agree	8004	38.58%	39.67%
	3	neither agree nor disagree	1641	7.91%	8.13%
	4	disagree	1090	5.25%	5.4%
	5	strongly disagree	503	2.42%	2.49%
		Total	20,175	97.25%	100%
Missing	6	refused	173	0.83%	
	8	don't know	375	1.81%	
	9	not applicable	22	0.11%	
		Total	570	2.75%	



Valid	Invalid	Minimum	Maximum
20175	570	1	5

### H1PF7 - S18Q7 NEVER ARGUE W/ ANYONE-W1

Type	Code
Measurement Unit	numeric
H1PF7	7. Do you agree or disagree with the following statement? You never argue with anyone

			Frequency	% of total	% of valid
Valid	1	strongly agree	597	2.88%	2.89%
	2	agree	1864	8.99%	9.02%
	3	neither agree nor disagree	3307	15.94%	16%
	4	disagree	10859	52.35%	52.55%
	5	strongly disagree	4038	19.46%	19.54%
		Total	20,665	99.61%	100%
Missing	6	refused	37	0.18%	
	8	don't know	42	0.2%	
	9	not applicable	1	0%	
		Total	80	0.39%	

Valid	Invalid	Minimum	Maximum
20665	80	1	5

### H1PF8 - S18Q8 ACCOMPLISH THROUGH HARD WORK-W1

Type	Code
Measurement Unit	numeric
H1PF8	8. Do you agree or disagree with the following statement? When you get what you want, it's usually because you worked hard for it.

			Frequency	% of total	% of valid
Valid	1	strongly agree	5099	24.58%	24.68%
	2	agree	10266	49.49%	49.7%
	3	neither agree nor disagree	3703	17.85%	17.93%
	4	disagree	1354	6.53%	6.55%
	5	strongly disagree	235	1.13%	1.14%
		Total	20,657	99.58%	100%
Missing	6	refused	36	0.17%	
	8	don't know	51	0.25%	
	9	not applicable	1	0%	

		Total	88	0.42%	
--	--	-------	----	-------	--

Valid	Invalid	Minimum	Maximum
20657	88	1	5

### H1PF9 - S18Q9 FRIENDS KNOW WITHDRAWAL METHOD-W1

Type	Code
Measurement Unit	numeric
H1PF9	9. Do you agree or disagree with the following statement? Your closest friends are quite knowledgeable about the withdrawal method of birth control.

			Frequency	% of total	% of valid
Valid	1	strongly agree	3899	18.79%	20%
	2	agree	7469	36%	38.3%
	3	neither agree nor disagree	5563	26.82%	28.53%
	4	disagree	1929	9.3%	9.89%
	5	strongly disagree	639	3.08%	3.28%
		Total	19,499	93.99%	100%
Missing	6	refused	180	0.87%	
	8	don't know	1044	5.03%	
	9	not applicable	22	0.11%	
		Total	1,246	6.01%	

Valid	Invalid	Minimum	Maximum
19499	1246	1	5

### H1PF10 - S18Q10 NEVER GET SAD-W1

Type	Code
Measurement Unit	numeric
H1PF10	10. Do you agree or disagree with the following statement? You never get sad.

			Frequency	% of total	% of valid
Valid	1	strongly agree	715	3.45%	3.46%
	2	agree	2182	10.52%	10.56%
	3	neither agree nor disagree	3724	17.95%	18.02%
	4	disagree	11177	53.88%	54.08%
	5	strongly disagree	2868	13.83%	13.88%
		Total	20,666	99.62%	100%

Missing	6	refused	38	0.18%	
	8	don't know	40	0.19%	
	9	not applicable	1	0%	
		Total	79	0.38%	

Valid	Invalid	Minimum	Maximum
20666	79	1	5

### H1PF11 - S18Q11 KNOW RHYTHM METHOD-W1

Type	Code
Measurement Unit	numeric
H1PF11	11. Do you agree or disagree with the following statement? You are quite knowledgeable about the rhythm method of birth control and when it is a "safe" time during the month for a woman to have sex and not get pregnant.

			Frequency	% of total	% of valid
Valid	1	strongly agree	3716	17.91%	18.75%
	2	agree	7642	36.84%	38.56%
	3	neither agree nor disagree	4122	19.87%	20.8%
	4	disagree	3273	15.78%	16.52%
	5	strongly disagree	1065	5.13%	5.37%
		Total	19,818	95.53%	100%
Missing	6	refused	181	0.87%	
	8	don't know	724	3.49%	
	9	not applicable	22	0.11%	
		Total	927	4.47%	

Valid	Invalid	Minimum	Maximum
19818	927	1	5

### H1PF12 - S18Q12 FRIENDS KNOW HOW TO USE CONDOM-W1

Type	Code
Measurement Unit	numeric
H1PF12	12. Do you agree or disagree with the following statement? Your closest friends are quite knowledgeable about how to use a condom correctly.

			Frequency	% of total	% of valid
--	--	--	-----------	------------	------------

Valid	1	strongly agree	5522	26.62%	28%
	2	agree	8729	42.08%	44.27%
	3	neither agree nor disagree	3976	19.17%	20.16%
	4	disagree	1107	5.34%	5.61%
	5	strongly disagree	384	1.85%	1.95%
		Total	19,718	95.05%	100%
Missing	6	refused	169	0.81%	
	8	don't know	836	4.03%	
	9	not applicable	22	0.11%	
		Total	1,027	4.95%	

Valid	Invalid	Minimum	Maximum
19718	1027	1	5

### 

Type	Code
Measurement Unit	numeric
H1PF13	13. Do you agree or disagree with the following statement? You never criticize other people.

			Frequency	% of total	% of valid
Valid	1	strongly agree	1271	6.13%	6.16%
	2	agree	3829	18.46%	18.56%
	3	neither agree nor disagree	5617	27.08%	27.23%
	4	disagree	8676	41.82%	42.07%
	5	strongly disagree	1232	5.94%	5.97%
		Total	20,625	99.42%	100%
Missing	6	refused	41	0.2%	
	8	don't know	78	0.38%	
	9	not applicable	1	0%	
		Total	120	0.58%	

Valid	Invalid	Minimum	Maximum
20625	120	1	5

### 

Type	Code
Measurement Unit	numeric
H1PF14	14. Do you agree or disagree with the following statement? You usually go out of your way to avoid having to deal with problems in your life.

			Frequency	% of total	% of valid
Valid	1	strongly agree	2030	9.79%	9.86%
	2	agree	6756	32.57%	32.83%
	3	neither agree nor disagree	5540	26.71%	26.92%
	4	disagree	5390	25.98%	26.19%
	5	strongly disagree	865	4.17%	4.2%
		Total	20,581	99.21%	100%
Missing	6	refused	51	0.25%	
	8	don't know	112	0.54%	
	9	not applicable	1	0%	
		Total	164	0.79%	

Valid	Invalid	Minimum	Maximum
20581	164	1	5

H1PF15 - S18Q15 UPSET BY DIFFICULT PROBLEMS-W1	
Type	Code
Measurement Unit	numeric
H1PF15	15. Do you agree or disagree with the following statement? Difficult problems make you very upset.

			Frequency	% of total	% of valid
Valid	1	strongly agree	3168	15.27%	15.35%
	2	agree	9379	45.21%	45.45%
	3	neither agree nor disagree	4308	20.77%	20.88%
	4	disagree	3297	15.89%	15.98%
	5	strongly disagree	484	2.33%	2.35%
		Total	20,636	99.47%	100%
Missing	6	refused	42	0.2%	
	8	don't know	66	0.32%	
	9	not applicable	1	0%	
		Total	109	0.53%	

Valid	Invalid	Minimum	Maximum
20636	109	1	5

H1PF16 - S18Q16 RELY ON GUT FEELINGS-W1	
Type	Code
Measurement Unit	numeric

H1PF16	16. Do you agree or disagree with the following statement? When making decisions, you usually go with your "gut feeling" without thinking too much about the consequences of each alternative.
--------	--

			Frequency	% of total	% of valid
Valid	1	strongly agree	1872	9.02%	9.1%
	2	agree	6035	29.09%	29.35%
	3	neither agree nor disagree	4308	20.77%	20.95%
	4	disagree	6859	33.06%	33.36%
	5	strongly disagree	1487	7.17%	7.23%
		Total	20,561	99.11%	100%
Missing	6	refused	52	0.25%	
	8	don't know	131	0.63%	
	9	not applicable	1	0%	
		Total	184	0.89%	

Valid	Invalid	Minimum	Maximum
20561	184	1	5

### H1PF17 - S18Q17 FRIENDS KNOW RHYTHM METHOD-W1

Type	Code
Measurement Unit	numeric
H1PF17	17. Do you agree or disagree with the following statement? Your closest friends are quite knowledgeable about the rhythm method of birth control and when it is a "safe" time during the month for a woman to have sex and not get pregnant.

			Frequency	% of total	% of valid
Valid	1	strongly agree	2534	12.21%	13.06%
	2	agree	6775	32.66%	34.93%
	3	neither agree nor disagree	6732	32.45%	34.7%
	4	disagree	2646	12.75%	13.64%
	5	strongly disagree	711	3.43%	3.67%
		Total	19,398	93.51%	100%
Missing	6	refused	193	0.93%	
	8	don't know	1131	5.45%	
	9	not applicable	23	0.11%	
		Total	1,347	6.49%	

Valid	Invalid	Minimum	Maximum
19398	1347	1	5

 H1PF18 - S18Q18 RESEARCH SOLUTIONS TO PROB-W1

Type	Code
Measurement Unit	numeric
H1PF18	18. Do you agree or disagree with the following statement? When you have a problem to solve, one of the first things you do is get as many facts about the problem as possible.

			Frequency	% of total	% of valid
Valid	1	strongly agree	3966	19.12%	19.29%
	2	agree	11207	54.02%	54.5%
	3	neither agree nor disagree	3565	17.18%	17.34%
	4	disagree	1615	7.79%	7.85%
	5	strongly disagree	209	1.01%	1.02%
		Total	20,562	99.12%	100%
Missing	6	refused	56	0.27%	
	8	don't know	125	0.6%	
	9	not applicable	2	0.01%	
		Total	183	0.88%	

Valid	Invalid	Minimum	Maximum
20562	183	1	5

 H1PF19 - S18Q19 MANY APPROACHES TO PROB-W1

Type	Code
Measurement Unit	numeric
H1PF19	19. Do you agree or disagree with the following statement? When you are attempting to find a solution to a problem, you usually try to think of as many different ways to approach the problem as possible.

			Frequency	% of total	% of valid
Valid	1	strongly agree	4464	21.52%	21.71%
	2	agree	12263	59.11%	59.63%
	3	neither agree nor disagree	2721	13.12%	13.23%
	4	disagree	977	4.71%	4.75%
	5	strongly disagree	140	0.67%	0.68%
		Total	20,565	99.13%	100%
Missing	6	refused	51	0.25%	
	8	don't know	128	0.62%	
	9	not applicable	1	0%	

		Total	180	0.87%	
--	--	-------	-----	-------	--

Valid	Invalid	Minimum	Maximum
20565	180	1	5

### H1PF20 - S18Q20 RATIONAL DECISION MAKING APPR-W1

Type	Code
Measurement Unit	numeric
H1PF20	20. Do you agree or disagree with the following statement? When making decisions, you generally use a systematic method for judging and comparing alternatives.

			Frequency	% of total	% of valid
Valid	1	strongly agree	2648	12.76%	12.93%
	2	agree	10083	48.6%	49.24%
	3	neither agree nor disagree	5354	25.81%	26.14%
	4	disagree	2165	10.44%	10.57%
	5	strongly disagree	229	1.1%	1.12%
		Total	20,479	98.72%	100%
Missing	6	refused	57	0.27%	
	8	don't know	207	1%	
	9	not applicable	2	0.01%	
		Total	266	1.28%	

Valid	Invalid	Minimum	Maximum
20479	266	1	5

### H1PF21 - S18Q21 EVALUATE OUTCOME OF DECISION-W1

Type	Code
Measurement Unit	numeric
H1PF21	21. Do you agree or disagree with the following statement? After carrying out a solution to a problem, you usually try to analyze what went right and what went wrong.

			Frequency	% of total	% of valid
Valid	1	strongly agree	3349	16.14%	16.28%
	2	agree	12034	58.01%	58.51%
	3	neither agree nor disagree	3463	16.69%	16.84%
	4	disagree	1545	7.45%	7.51%
	5	strongly disagree	178	0.86%	0.87%
		Total	20,569	99.15%	100%



Missing	6	refused	48	0.23%	
	8	don't know	126	0.61%	
	9	not applicable	2	0.01%	
		Total	176	0.85%	

Valid	Invalid	Minimum	Maximum
20569	176	1	5

### 

Type	Code
Measurement Unit	numeric
H1PF22	22. Do you agree or disagree with the following statement? You are quite knowledgeable about the withdrawal method of birth control.

			Frequency	% of total	% of valid
Valid	1	strongly agree	4206	20.27%	21.23%
	2	agree	8883	42.82%	44.83%
	3	neither agree nor disagree	3778	18.21%	19.07%
	4	disagree	2314	11.15%	11.68%
	5	strongly disagree	635	3.06%	3.2%
		Total	19,816	95.52%	100%
Missing	6	refused	189	0.91%	
	8	don't know	718	3.46%	
	9	not applicable	22	0.11%	
		Total	929	4.48%	

Valid	Invalid	Minimum	Maximum
19816	929	1	5

### 

Type	Code
Measurement Unit	numeric
H1PF23	23. Do you agree or disagree with the following statement? Most of the time, your father is warm and loving toward you.

			Frequency	% of total	% of valid
Valid	1	strongly agree	5559	26.8%	38.54%
	2	agree	6182	29.8%	42.86%
	3	neither agree nor disagree	1692	8.16%	11.73%
	4	disagree	706	3.4%	4.89%
	5	strongly disagree	285	1.37%	1.98%

		Total	14,424	69.53%	100%
Missing	6	refused	24	0.12%	
	7	legitimate skip	6282	30.28%	
	8	don't know	14	0.07%	
	9	not applicable	1	0%	
		Total	6,321	30.47%	

Valid	Invalid	Minimum	Maximum
14424	6321	1	5

### H1PF24 - S18Q24 DAD-GOOD COMMUNICATION-W1

Type	Code
Measurement Unit	numeric
H1PF24	24. Do you agree or disagree with the following statement? You are satisfied with the way your father and you communicate with each other.

			Frequency	% of total	% of valid
Valid	1	strongly agree	4684	22.58%	32.48%
	2	agree	6103	29.42%	42.32%
	3	neither agree nor disagree	1738	8.38%	12.05%
	4	disagree	1469	7.08%	10.19%
	5	strongly disagree	428	2.06%	2.97%
		Total	14,422	69.52%	100%
Missing	6	refused	26	0.13%	
	7	legitimate skip	6282	30.28%	
	8	don't know	14	0.07%	
	9	not applicable	1	0%	
		Total	6,323	30.48%	

Valid	Invalid	Minimum	Maximum
14422	6323	1	5

### H1PF25 - S18Q25 DAD-GOOD RELATIONSHIP-W1

Type	Code
Measurement Unit	numeric
H1PF25	25. Do you agree or disagree with the following statement? Overall, you are satisfied with your relationship with your father.

			Frequency	% of total	% of valid
--	--	--	-----------	------------	------------

Valid	1	strongly agree	5599	26.99%	38.82%
	2	agree	6134	29.57%	42.53%
	3	neither agree nor disagree	1339	6.45%	9.28%
	4	disagree	1022	4.93%	7.09%
	5	strongly disagree	328	1.58%	2.27%
		Total	14,422	69.52%	100%
Missing	6	refused	28	0.13%	
	7	legitimate skip	6282	30.28%	
	8	don't know	12	0.06%	
	9	not applicable	1	0%	
		Total	6,323	30.48%	

Valid	Invalid	Minimum	Maximum
14422	6323	1	5

📊 H1PF26 - S18Q26 HAVE LOTS OF ENERGY-W1	
Type	Code
Measurement Unit	numeric
H1PF26	26. Do you agree or disagree with the following statement? You have a lot of energy.

			Frequency	% of total	% of valid
Valid	1	strongly agree	7175	34.59%	34.72%
	2	agree	10106	48.72%	48.9%
	3	neither agree nor disagree	2286	11.02%	11.06%
	4	disagree	965	4.65%	4.67%
	5	strongly disagree	135	0.65%	0.65%
		Total	20,667	99.62%	100%
Missing	6	refused	39	0.19%	
	8	don't know	37	0.18%	
	9	not applicable	2	0.01%	
		Total	78	0.38%	

Valid	Invalid	Minimum	Maximum
20667	78	1	5

📊 H1PF27 - S18Q27 SELDOM GET SICK-W1	
Type	Code
Measurement Unit	numeric

H1PF27	27. Do you agree or disagree with the following statement? You seldom get sick.
--------	---

			Frequency	% of total	% of valid
Valid	1	strongly agree	4668	22.5%	22.59%
	2	agree	9581	46.18%	46.36%
	3	neither agree nor disagree	3016	14.54%	14.59%
	4	disagree	2874	13.85%	13.91%
	5	strongly disagree	529	2.55%	2.56%
		Total	20,668	99.63%	100%
Missing	6	refused	39	0.19%	
	8	don't know	37	0.18%	
	9	not applicable	1	0%	
		Total	77	0.37%	

Valid	Invalid	Minimum	Maximum
20668	77	1	5

### H1PF28 - S18Q28 WHEN SICK, RECOVER QUICKLY-W1

Type	Code
Measurement Unit	numeric
H1PF28	28. Do you agree or disagree with the following statement? When you do get sick, you get better quickly.

			Frequency	% of total	% of valid
Valid	1	strongly agree	5400	26.03%	26.12%
	2	agree	10547	50.84%	51.03%
	3	neither agree nor disagree	2453	11.82%	11.87%
	4	disagree	2043	9.85%	9.88%
	5	strongly disagree	227	1.09%	1.1%
		Total	20,670	99.64%	100%
Missing	6	refused	38	0.18%	
	8	don't know	36	0.17%	
	9	not applicable	1	0%	
		Total	75	0.36%	

Valid	Invalid	Minimum	Maximum
20670	75	1	5

### H1PF29 - S18Q29 WELL COORDINATED-W1

Type	Code
------	------

Measurement Unit	numeric
H1PF29	29. Do you agree or disagree with the following statement? You are well coordinated.

			Frequency	% of total	% of valid
Valid	1	strongly agree	6822	32.89%	33.08%
	2	agree	10672	51.44%	51.75%
	3	neither agree nor disagree	2222	10.71%	10.78%
	4	disagree	790	3.81%	3.83%
	5	strongly disagree	115	0.55%	0.56%
		Total	20,621	99.4%	100%
Missing	6	refused	43	0.21%	
	8	don't know	80	0.39%	
	9	not applicable	1	0%	
		Total	124	0.6%	

Valid	Invalid	Minimum	Maximum
20621	124	1	5

### H1PF30 - S18Q30 HAVE LOTS OF GOOD QUALITIES-W1

Type	Code
Measurement Unit	numeric
H1PF30	30. Do you agree or disagree with the following statement? You have a lot of good qualities.

			Frequency	% of total	% of valid
Valid	1	strongly agree	7535	36.32%	36.47%
	2	agree	11162	53.81%	54.03%
	3	neither agree nor disagree	1697	8.18%	8.21%
	4	disagree	225	1.08%	1.09%
	5	strongly disagree	40	0.19%	0.19%
		Total	20,659	99.59%	100%
Missing	6	refused	40	0.19%	
	8	don't know	46	0.22%	
		Total	86	0.41%	

Valid	Invalid	Minimum	Maximum
20659	86	1	5

### H1PF31 - S18Q31 PHYSICALLY FIT-W1

Type	Code
------	------

Measurement Unit	numeric
H1PF31	31. Do you agree or disagree with the following statement? You are physically fit.

			Frequency	% of total	% of valid
Valid	1	strongly agree	5370	25.89%	25.99%
	2	agree	9516	45.87%	46.06%
	3	neither agree nor disagree	3830	18.46%	18.54%
	4	disagree	1763	8.5%	8.53%
	5	strongly disagree	183	0.88%	0.89%
		Total	20,662	99.6%	100%
Missing	6	refused	40	0.19%	
	8	don't know	43	0.21%	
		Total	83	0.4%	

Valid	Invalid	Minimum	Maximum
20662	83	1	5

### H1PF32 - S18Q32 HAVE A LOT TO BE PROUD OF-W1

Type	Code
Measurement Unit	numeric
H1PF32	32. Do you agree or disagree with the following statement? You have a lot to be proud of.

			Frequency	% of total	% of valid
Valid	1	strongly agree	8602	41.47%	41.64%
	2	agree	9897	47.71%	47.9%
	3	neither agree nor disagree	1650	7.95%	7.99%
	4	disagree	439	2.12%	2.12%
	5	strongly disagree	72	0.35%	0.35%
		Total	20,660	99.59%	100%
Missing	6	refused	40	0.19%	
	8	don't know	45	0.22%	
		Total	85	0.41%	

Valid	Invalid	Minimum	Maximum
20660	85	1	5

### H1PF33 - S18Q33 LIKE SELF AS ARE-W1

Type	Code
------	------

Measurement Unit	numeric
H1PF33	33. Do you agree or disagree with the following statement? You like yourself just the way you are.

			Frequency	% of total	% of valid
Valid	1	strongly agree	7068	34.07%	34.19%
	2	agree	8845	42.64%	42.79%
	3	neither agree nor disagree	2835	13.67%	13.71%
	4	disagree	1699	8.19%	8.22%
	5	strongly disagree	225	1.08%	1.09%
		Total	20,672	99.65%	100%
Missing	6	refused	40	0.19%	
	8	don't know	33	0.16%	
		Total	73	0.35%	

Valid	Invalid	Minimum	Maximum
20672	73	1	5

### H1PF34 - S18Q34 DO EVERYTHING JUST RIGHT-W1

Type	Code
Measurement Unit	numeric
H1PF34	34. Do you agree or disagree with the following statement? You feel like you are doing everything just about right.

			Frequency	% of total	% of valid
Valid	1	strongly agree	3772	18.18%	18.25%
	2	agree	10081	48.59%	48.77%
	3	neither agree nor disagree	4619	22.27%	22.35%
	4	disagree	2016	9.72%	9.75%
	5	strongly disagree	183	0.88%	0.89%
		Total	20,671	99.64%	100%
Missing	6	refused	39	0.19%	
	8	don't know	35	0.17%	
		Total	74	0.36%	

Valid	Invalid	Minimum	Maximum
20671	74	1	5

### H1PF35 - S18Q35 FEEL SOCIALLY ACCEPTED-W1

Type	Code
------	------

Measurement Unit	numeric
H1PF35	35. Do you agree or disagree with the following statement? You feel socially accepted.

			Frequency	% of total	% of valid
Valid	1	strongly agree	5731	27.63%	27.74%
	2	agree	11707	56.43%	56.66%
	3	neither agree nor disagree	2354	11.35%	11.39%
	4	disagree	728	3.51%	3.52%
	5	strongly disagree	142	0.68%	0.69%
		Total	20,662	99.6%	100%
Missing	6	refused	39	0.19%	
	8	don't know	43	0.21%	
	9	not applicable	1	0%	
		Total	83	0.4%	

Valid	Invalid	Minimum	Maximum
20662	83	1	5

### H1PF36 - S18Q36 FEEL LOVED AND WANTED-W1

Type	Code
Measurement Unit	numeric
H1PF36	36. Do you agree or disagree with the following statement? You feel loved and wanted.

			Frequency	% of total	% of valid
Valid	1	strongly agree	8301	40.01%	40.16%
	2	agree	10095	48.66%	48.84%
	3	neither agree nor disagree	1783	8.59%	8.63%
	4	disagree	403	1.94%	1.95%
	5	strongly disagree	88	0.42%	0.43%
		Total	20,670	99.64%	100%
Missing	6	refused	39	0.19%	
	8	don't know	35	0.17%	
	9	not applicable	1	0%	
		Total	75	0.36%	

Valid	Invalid	Minimum	Maximum
20670	75	1	5

### H1KQ1A - S19Q1A SPERM DIES W/I 6 HOURS-W1



Type	Code
Measurement Unit	numeric
H1KQ1A	1A. Please tell me if you think the following statement is true or false: When a woman has sexual intercourse, almost all sperm die inside her body after about six hours.

			Frequency	% of total	% of valid
Valid	1	true	5683	27.39%	40.02%
	2	false	8517	41.06%	59.98%
	Total		14,200	68.45%	100%
Missing	6	refused	112	0.54%	
	7	legitimate skip	5676	27.36%	
	8	don't know	748	3.61%	
	9	not applicable	9	0.04%	
Total		6,545	31.55%		

Valid	Invalid	Minimum	Maximum
14200	6545	1	2

### H1KQ1B - S19Q1B CONFIDENT 1A IS CORRECT-W1

Type	Code
Measurement Unit	numeric
H1KQ1B	1B. How confident are you that your answer is correct?

			Frequency	% of total	% of valid
Valid	1	very	3735	18%	25.78%
	2	moderately	5890	28.39%	40.65%
	3	slightly	3728	17.97%	25.73%
	4	not at all	1136	5.48%	7.84%
Total		14,489	69.84%	100%	
Missing	6	refused	99	0.48%	
	7	legitimate skip	5676	27.36%	
	8	don't know	474	2.28%	
	9	not applicable	7	0.03%	
Total		6,256	30.16%		

Valid	Invalid	Minimum	Maximum
14489	6256	1	4

### H1KQ2A - S19Q2A CONDOM-MAN SHOULD W/D IMMED-W1

Type	Code
Measurement Unit	numeric
H1KQ2A	2A. Please tell me if you think the following statement is true or false: When using a condom, the man should pull out of the woman right after he has ejaculated (come).

			Frequency	% of total	% of valid
Valid	1	true	10545	50.83%	73.88%
	2	false	3729	17.98%	26.12%
Total			14,274	68.81%	100%
Missing	6	refused	131	0.63%	
	7	legitimate skip	5676	27.36%	
	8	don't know	657	3.17%	
	9	not applicable	7	0.03%	
Total			6,471	31.19%	

Valid	Invalid	Minimum	Maximum
14274	6471	1	2

### H1KQ2B - S19Q2B CONFIDENT 2A IS CORRECT-W1

Type	Code
Measurement Unit	numeric
H1KQ2B	2B. How confident are you that your answer is correct?

			Frequency	% of total	% of valid
Valid	1	very	5714	27.54%	39.36%
	2	moderately	5132	24.74%	35.35%
	3	slightly	2682	12.93%	18.48%
	4	not at all	988	4.76%	6.81%
Total			14,516	69.97%	100%
Missing	6	refused	115	0.55%	
	7	legitimate skip	5676	27.36%	
	8	don't know	432	2.08%	
	9	not applicable	6	0.03%	
Total			6,229	30.03%	

Valid	Invalid	Minimum	Maximum
14516	6229	1	4

### H1KQ3A - S19Q3A WOMAN OVULATES 14 DAYS AFT PD-W1

Type	Code
Measurement Unit	numeric
H1KQ3A	3A. Please tell me if you think the following statement is true or false: Most women's periods are regular, that is, they ovulate (are fertile) fourteen days after their periods begin.

			Frequency	% of total	% of valid
Valid	1	true	10310	49.7%	72.81%
	2	false	3851	18.56%	27.19%
Total			14,161	68.26%	100%
Missing	6	refused	122	0.59%	
	7	legitimate skip	5676	27.36%	
	8	don't know	776	3.74%	
	9	not applicable	10	0.05%	
Total			6,584	31.74%	

Valid	Invalid	Minimum	Maximum
14161	6584	1	2

### H1KQ3B - S19Q3B CONFIDENT 3A IS CORRECT-W1

Type	Code
Measurement Unit	numeric
H1KQ3B	3B. How confident are you that your answer is correct?

			Frequency	% of total	% of valid
Valid	1	very	3535	17.04%	24.46%
	2	moderately	5744	27.69%	39.75%
	3	slightly	3863	18.62%	26.73%
	4	not at all	1310	6.31%	9.06%
Total			14,452	69.66%	100%
Missing	6	refused	106	0.51%	
	7	legitimate skip	5676	27.36%	
	8	don't know	503	2.42%	
	9	not applicable	8	0.04%	
Total			6,293	30.34%	

Valid	Invalid	Minimum	Maximum
14452	6293	1	4

### H1KQ4A - S19Q4A LAMBSKIN IS BETTER THAN LATEX-W1

Type	Code
Measurement Unit	numeric
H1KQ4A	4A. Please tell me if you think the following statement is true or false: Natural skin (lamb skin) condoms provide better protection against the AIDS virus than latex condoms.

			Frequency	% of total	% of valid
Valid	1	true	2867	13.82%	20.48%
	2	false	11133	53.67%	79.52%
	Total		14,000	67.49%	100%
Missing	6	refused	129	0.62%	
	7	legitimate skip	5676	27.36%	
	8	don't know	931	4.49%	
	9	not applicable	9	0.04%	
Total		6,745	32.51%		

Valid	Invalid	Minimum	Maximum
14000	6745	1	2

### H1KQ4B - S19Q4B CONFIDENT 4A IS CORRECT-W1

Type	Code
Measurement Unit	numeric
H1KQ4B	4B. How confident are you that your answer is correct?

			Frequency	% of total	% of valid
Valid	1	very	6344	30.58%	44.19%
	2	moderately	3787	18.26%	26.38%
	3	slightly	2677	12.9%	18.65%
	4	not at all	1548	7.46%	10.78%
Total		14,356	69.2%	100%	
Missing	6	refused	111	0.54%	
	7	legitimate skip	5676	27.36%	
	8	don't know	594	2.86%	
	9	not applicable	8	0.04%	
Total		6,389	30.8%		

Valid	Invalid	Minimum	Maximum
14356	6389	1	4

### H1KQ5A - S19Q5A CONDOM SHOULD FIT TIGHTLY-W1

Type	Code
Measurement Unit	numeric
H1KQ5A	5A. Please tell me if you think the following statement is true or false: When putting on a condom, it is important to have it fit tightly, leaving no space at the tip.

			Frequency	% of total	% of valid
Valid	1	true	6087	29.34%	42.41%
	2	false	8266	39.85%	57.59%
Total			14,353	69.19%	100%
Missing	6	refused	121	0.58%	
	7	legitimate skip	5676	27.36%	
	8	don't know	587	2.83%	
	9	not applicable	8	0.04%	
Total			6,392	30.81%	

Valid	Invalid	Minimum	Maximum
14353	6392	1	2

### H1KQ5B - S19Q5B CONFIDENT 5A IS CORRECT-W1

Type	Code
Measurement Unit	numeric
H1KQ5B	5B. How confident are you that your answer is correct?

			Frequency	% of total	% of valid
Valid	1	very	8574	41.33%	59.05%
	2	moderately	3672	17.7%	25.29%
	3	slightly	1645	7.93%	11.33%
	4	not at all	628	3.03%	4.33%
Total			14,519	69.99%	100%
Missing	6	refused	110	0.53%	
	7	legitimate skip	5676	27.36%	
	8	don't know	433	2.09%	
	9	not applicable	7	0.03%	
Total			6,226	30.01%	

Valid	Invalid	Minimum	Maximum
14519	6226	1	4

### H1KQ6A - S19Q6A VASELINE CANBE USED W/ CONDOMS-W1

Type	Code
Measurement Unit	numeric
H1KQ6A	6A. Please tell me if you think the following statement is true or false: Vaseline can be used with condoms, and they will work just as well.

			Frequency	% of total	% of valid
Valid	1	true	4468	21.54%	31.87%
	2	false	9552	46.04%	68.13%
	Total		14,020	67.58%	100%
Missing	6	refused	139	0.67%	
	7	legitimate skip	5676	27.36%	
	8	don't know	901	4.34%	
	9	not applicable	9	0.04%	
	Total		6,725	32.42%	

Valid	Invalid	Minimum	Maximum
14020	6725	1	2

### H1KQ6B - S19Q6B CONFIDENT 6A IS CORRECT-W1

Type	Code
Measurement Unit	numeric
H1KQ6B	6B. How confident are you that your answer is correct?

			Frequency	% of total	% of valid
Valid	1	very	6242	30.09%	43.51%
	2	moderately	4006	19.31%	27.92%
	3	slightly	2873	13.85%	20.03%
	4	not at all	1225	5.91%	8.54%
	Total		14,346	69.15%	100%
Missing	6	refused	120	0.58%	
	7	legitimate skip	5676	27.36%	
	8	don't know	594	2.86%	
	9	not applicable	9	0.04%	
	Total		6,399	30.85%	

Valid	Invalid	Minimum	Maximum
14346	6399	1	4

### H1KQ7A - S19Q7A MOST FERTILE BEFORE PERIOD-W1

Type	Code
------	------

Measurement Unit	numeric
H1KQ7A	7A. Please tell me if you think the following statement is true or false: the most likely time for a woman to get pregnant is right before her period starts.

			Frequency	% of total	% of valid
Valid	1	true	8174	39.4%	57.66%
	2	false	6001	28.93%	42.34%
	Total		14,175	68.33%	100%
Missing	6	refused	125	0.6%	
	7	legitimate skip	5676	27.36%	
	8	don't know	761	3.67%	
	9	not applicable	8	0.04%	
	Total		6,570	31.67%	

Valid	Invalid	Minimum	Maximum
14175	6570	1	2

### H1KQ7B - S19Q7B CONFIDENT 7A IS CORRECT-W1

Type	Code
Measurement Unit	numeric
H1KQ7B	7B. How confident are you that your answer is correct?

			Frequency	% of total	% of valid
Valid	1	very	3843	18.52%	26.62%
	2	moderately	5641	27.19%	39.07%
	3	slightly	3732	17.99%	25.85%
	4	not at all	1222	5.89%	8.46%
	Total		14,438	69.6%	100%
Missing	6	refused	110	0.53%	
	7	legitimate skip	5676	27.36%	
	8	don't know	512	2.47%	
	9	not applicable	9	0.04%	
	Total		6,307	30.4%	

Valid	Invalid	Minimum	Maximum
14438	6307	1	4

### H1KQ8A - S19Q8A PREGN POSSIBLE W/ OUTSIDE EJAC-W1

Type	Code
Measurement Unit	numeric

H1KQ8A	8A. Please tell me if you think the following statement is true or false: Even if the man pulls out before he ejaculates (even if ejaculation occurs outside the woman's body), it is still possible for the woman to become pregnant.
--------	--

			Frequency	% of total	% of valid
Valid	1	true	11470	55.29%	79.7%
	2	false	2922	14.09%	20.3%
Total			14,392	69.38%	100%
Missing	6	refused	127	0.61%	
	7	legitimate skip	5676	27.36%	
	8	don't know	542	2.61%	
	9	not applicable	8	0.04%	
Total			6,353	30.62%	

Valid	Invalid	Minimum	Maximum
14392	6353	1	2

### H1KQ8B - S19Q8B CONFIDENT 8A IS CORRECT-W1

Type	Code
Measurement Unit	numeric
H1KQ8B	8B. How confident are you that your answer is correct?

			Frequency	% of total	% of valid
Valid	1	very	8381	40.4%	57.65%
	2	moderately	3874	18.67%	26.65%
	3	slightly	1811	8.73%	12.46%
	4	not at all	472	2.28%	3.25%
Total			14,538	70.08%	100%
Missing	6	refused	119	0.57%	
	7	legitimate skip	5676	27.36%	
	8	don't know	404	1.95%	
	9	not applicable	8	0.04%	
Total			6,207	29.92%	

Valid	Invalid	Minimum	Maximum
14538	6207	1	4

### H1KQ9A - S19Q9A ONLY PENIS TIP NEEDS COVERAGE-W1

Type	Code
Measurement Unit	numeric



H1KQ9A	9A. Please tell me if you think the following statement is true or false: As long as the condom fits over the tip of the penis, it doesn't matter how far down it is unrolled.
--------	--

			Frequency	% of total	% of valid
Valid	1	true	1822	8.78%	12.76%
	2	false	12455	60.04%	87.24%
Total			14,277	68.82%	100%
Missing	6	refused	132	0.64%	
	7	legitimate skip	5676	27.36%	
	8	don't know	652	3.14%	
	9	not applicable	8	0.04%	
Total			6,468	31.18%	

Valid	Invalid	Minimum	Maximum
14277	6468	1	2

### H1KQ9B - S19Q9B CONFIDENT 9A IS CORRECT-W1

Type	Code
Measurement Unit	numeric
H1KQ9B	9B. How confident are you that your answer is correct?

			Frequency	% of total	% of valid
Valid	1	very	7660	36.92%	52.87%
	2	moderately	4225	20.37%	29.16%
	3	slightly	1950	9.4%	13.46%
	4	not at all	654	3.15%	4.51%
Total			14,489	69.84%	100%
Missing	6	refused	122	0.59%	
	7	legitimate skip	5676	27.36%	
	8	don't know	450	2.17%	
	9	not applicable	8	0.04%	
Total			6,256	30.16%	

Valid	Invalid	Minimum	Maximum
14489	6256	1	4

### H1KQ10A - S19Q10A MOST FERTILE DURING PERIOD-W1

Type	Code
Measurement Unit	numeric

H1KQ10A	10A. Please tell me if you think the following statement is true or false: In general, a woman is most likely to get pregnant if she has sex during her period, as compared with other times of the month.
---------	--

			Frequency	% of total	% of valid
Valid	1	true	5931	28.59%	41.91%
	2	false	8221	39.63%	58.09%
Total			14,152	68.22%	100%
Missing	6	refused	132	0.64%	
	7	legitimate skip	5676	27.36%	
	8	don't know	776	3.74%	
	9	not applicable	9	0.04%	
Total			6,593	31.78%	

Valid	Invalid	Minimum	Maximum
14152	6593	1	2

### H1KQ10B - S19Q10B CONFIDENT 10A IS CORRECT-W1

Type	Code
Measurement Unit	numeric
H1KQ10B	10B. How confident are you that your answer is correct?

			Frequency	% of total	% of valid
Valid	1	very	4628	22.31%	32.09%
	2	moderately	5358	25.83%	37.15%
	3	slightly	3301	15.91%	22.89%
	4	not at all	1136	5.48%	7.88%
Total			14,423	69.53%	100%
Missing	6	refused	118	0.57%	
	7	legitimate skip	5676	27.36%	
	8	don't know	518	2.5%	
	9	not applicable	10	0.05%	
Total			6,322	30.47%	

Valid	Invalid	Minimum	Maximum
14423	6322	1	4

### FR\_FLAG - S11Q12 WHO ACTS AS THE MOTHER TO YOU-W1

Type	Code
Measurement Unit	numeric

FR_FLAG	12. You have not indicated that any member of your household is either your mother or your father. Who in your household acts in the place of a mother to you?
---------	--

			Frequency	% of total	% of valid
Valid	0	no one	7106	34.25%	34.25%
	1	first household member	13639	65.75%	65.75%
	2	second household member	0	0%	0%
	3	third household member	0	0%	0%
	4	fourth household member	0	0%	0%
	5	fifth household member	0	0%	0%
	6	sixth household member	0	0%	0%
	7	seventh household member	0	0%	0%
	8	eighth household member	0	0%	0%
	9	ninth household member	0	0%	0%
	11	eleventh household member	0	0%	0%
Total			20,745	100%	100%

Valid	Invalid	Minimum	Maximum
20745	0	0	1

### H1MF2A - S20Q1A MALE FRIEND1- SCHOOL-W1

Type	Code
Measurement Unit	numeric
H1MF2A	2A. 1st or Only Male Friend: [If SCHOOL YEAR:] Does {NAME} go to school? [If SUMMER:] Did {NAME} go to school during the 1994-95 school year?

			Frequency	% of total	% of valid
Valid	0	no	2795	13.47%	14.75%
	1	yes	16148	77.84%	85.25%
	Total		18,943	91.31%	100%
Missing	6	refused	1	0%	
	7	legitimate skip	1794	8.65%	
	8	don't know	7	0.03%	
	Total		1,802	8.69%	

Valid	Invalid	Minimum	Maximum
18943	1802	0	1

### H1MF3A - S20Q2A MALE FRIEND1-GRADE-W1

Type	Code
------	------

Measurement Unit	numeric
H1MF3A	3A. 1st or Only Male Friend: [If SCHOOL YEAR:] What grade is {NAME} in? [If SUMMER:] What grade was {NAME} in during the 1994-95 school year?

			Frequency	% of total	% of valid
Valid	2	first or second grade	10	0.05%	0.06%
	3	third grade	18	0.09%	0.11%
	4	fourth grade	30	0.14%	0.19%
	5	fifth grade	51	0.25%	0.32%
	6	sixth grade	241	1.16%	1.5%
	7	seventh grade	1787	8.61%	11.09%
	8	eighth grade	2112	10.18%	13.1%
	9	ninth grade	2589	12.48%	16.06%
	10	tenth grade	3009	14.5%	18.67%
	11	eleventh grade	3033	14.62%	18.82%
	12	twelfth grade	2591	12.49%	16.08%
	13	beyond high school	646	3.11%	4.01%
			Total	16,117	77.69%
Missing	96	refused	1	0%	
	97	legitimate skip	4597	22.16%	
	98	don't know	30	0.14%	
		Total	4,628	22.31%	

Valid	Invalid	Minimum	Maximum
16117	4628	2	13

### H1MF4A - S20Q3A MALE FRIEND1-SAMPLE SCHOOL-W1

Type	Code
Measurement Unit	numeric
H1MF4A	4A. 1st or Only Male Friend: [If SCHOOL YEAR:] Does {NAME} go to your school? [If SUMMER:] Did {NAME} go to your school during the 1994-95 school year?

			Frequency	% of total	% of valid
Valid	0	no	3576	17.24%	23.65%
	1	yes	11544	55.65%	76.35%
			Total	15,120	72.89%
Missing	6	refused	1	0%	
	7	legitimate skip	5624	27.11%	
			Total	5,625	27.11%

Valid	Invalid	Minimum	Maximum

15120	5625	0	1
-------	------	---	---

### H1MF5A - S20Q4A MALE FRIEND1-SISTER SCHOOL-W1

Type	Code
Measurement Unit	numeric
H1MF5A	5A. 1st or Only Male Friend: [If SCHOOL YEAR:] Does {NAME} go to {SISTER SCHOOL}? [If SUMMER:] Did {NAME} go to {SISTER SCHOOL} during the 1994-95 school year?

			Frequency	% of total	% of valid
Valid	0	no	2314	11.15%	87.92%
	1	yes	318	1.53%	12.08%
	Total		2,632	12.69%	100%
Missing	7	legitimate skip	18113	87.31%	
	Total		18,113	87.31%	

Valid	Invalid	Minimum	Maximum
2632	18113	0	1

### H1MF6A - S20Q6A MALE FRIEND 1-FRIENDS HOUSE-W1

Type	Code
Measurement Unit	numeric
H1MF6A	6A. 1st or Only Male Friend: Did you go to {NAME}'s house during the past seven days?

			Frequency	% of total	% of valid
Valid	0	no	9869	47.57%	52.09%
	1	yes	9077	43.76%	47.91%
	6	refused	1	0%	0.01%
	Total		18,947	91.33%	100%
Missing	7	legitimate skip	1794	8.65%	
	8	don't know	4	0.02%	
	Total		1,798	8.67%	

Valid	Invalid	Minimum	Maximum
18947	1798	0	6

### H1MF7A - S20Q7A MALE FRIEND1-MEET AFTER SCHOOL-W1

Type	Code
Measurement Unit	numeric

H1MF7A	7A. 1st or Only Male Friend: Did you meet {NAME} after school to hang out or go somewhere during the past seven days?
--------	---

			Frequency	% of total	% of valid
Valid	0	no	8630	41.6%	45.56%
	1	yes	10311	49.7%	54.43%
	6	refused	2	0.01%	0.01%
Total			18,943	91.31%	100%
Missing	7	legitimate skip	1794	8.65%	
	8	don't know	3	0.01%	
	9	not applicable	5	0.02%	
Total			1,802	8.69%	

Valid	Invalid	Minimum	Maximum
18943	1802	0	6

### H1MF8A - S20Q8A MALE FRIEND1-TIME LAST WEEKEND-W1

Type	Code
Measurement Unit	numeric
H1MF8A	8A. 1st or Only Male Friend: Did you spend time with {NAME} during the past weekend?

			Frequency	% of total	% of valid
Valid	0	no	8721	42.04%	46.03%
	1	yes	10223	49.28%	53.96%
	6	refused	1	0%	0.01%
Total			18,945	91.32%	100%
Missing	7	legitimate skip	1794	8.65%	
	8	don't know	6	0.03%	
	Total			1,800	8.68%

Valid	Invalid	Minimum	Maximum
18945	1800	0	6

### H1MF9A - S20Q9A MALE FRIEND1-TALK ABOUT A PROB-W1

Type	Code
Measurement Unit	numeric
H1MF9A	9A. 1st or Only Male Friend: Did you talk to {NAME} about a problem during the past seven days?

			Frequency	% of total	% of valid
--	--	--	-----------	------------	------------

Valid	0	no	9161	44.16%	48.35%
	1	yes	9785	47.17%	51.65%
		Total	18,946	91.33%	100%
Missing	6	refused	1	0%	
	7	legitimate skip	1794	8.65%	
	8	don't know	4	0.02%	
		Total	1,799	8.67%	

Valid	Invalid	Minimum	Maximum
18946	1799	0	1

### H1MF10A - S20Q10A MALE FRIEND1-TALK ON PHONE-W1

Type	Code
Measurement Unit	numeric
H1MF10A	10A. 1st or Only Male Friend: Did you talk to {NAME} on the telephone during the past seven days?

			Frequency	% of total	% of valid
Valid	0	no	5497	26.5%	29.02%
	1	yes	13447	64.82%	70.98%
		Total	18,944	91.32%	100%
Missing	6	refused	1	0%	
	7	legitimate skip	1794	8.65%	
	8	don't know	5	0.02%	
	9	not applicable	1	0%	
		Total	1,801	8.68%	

Valid	Invalid	Minimum	Maximum
18944	1801	0	1

### H1MF2B - S20Q1B MALE FRIEND2- SCHOOL-W1

Type	Code
Measurement Unit	numeric
H1MF2B	2B. 2nd Male Friend: [If SCHOOL YEAR:] Does {NAME} go to school? [If SUMMER:] Did {NAME} go to school during the 1994-95 school year?

			Frequency	% of total	% of valid
Valid	0	no	841	4.05%	15.2%
	1	yes	4691	22.61%	84.8%
		Total	5,532	26.67%	100%

Missing	6	refused	1	0%	
	7	legitimate skip	15210	73.32%	
	8	don't know	2	0.01%	
		Total	15,213	73.33%	

Valid	Invalid	Minimum	Maximum
5532	15213	0	1

### 

Type	Code
Measurement Unit	numeric
H1MF3B	3B. 2nd Male Friend: [If SCHOOL YEAR:] What grade is {NAME} in? [If SUMMER:] What grade was {NAME} in during the 1994-95 school year?

			Frequency	% of total	% of valid
Valid	1	first or second grade	0	0%	0%
	3	third grade	9	0.04%	0.19%
	4	fourth grade	3	0.01%	0.06%
	5	fifth grade]	20	0.1%	0.43%
	6	sixth grade	88	0.42%	1.88%
	7	seventh grade	400	1.93%	8.54%
	8	eighth grade	514	2.48%	10.97%
	9	ninth grade	658	3.17%	14.04%
	10	tenth grade	1029	4.96%	21.96%
	11	eleventh grade	1000	4.82%	21.34%
	12	twelfth grade	784	3.78%	16.73%
	13	beyond high school	178	0.86%	3.8%
			Total	4,685	22.58%
Missing	97	legitimate skip	16054	77.39%	
	98	don't know	6	0.03%	
		Total	16,060	77.42%	

Valid	Invalid	Minimum	Maximum
4685	16060	2	13

### 

Type	Code
Measurement Unit	numeric
H1MF4B	4B. 2nd Male Friend: [If SCHOOL YEAR:] Does {NAME} go to your school? [If SUMMER:] Did {NAME} go to your school during the 1994-95 school year?



			Frequency	% of total	% of valid
Valid	0	no	956	4.61%	21.8%
	1	yes	3429	16.53%	78.2%
		Total	4,385	21.14%	100%
Missing	7	legitimate skip	16360	78.86%	
	Total		16,360	78.86%	

Valid	Invalid	Minimum	Maximum
4385	16360	0	1

### H1MF5B - S20Q4B MALE FRIEND2- SISTER SCHOOL-W1

Type	Code
Measurement Unit	numeric
H1MF5B	5B. 2nd Male Friend: [If SCHOOL YEAR:] Does {NAME} go to {SISTER SCHOOL}? [If SUMMER:] Did {NAME} go to {SISTER SCHOOL} during the 1994-95 school year?

			Frequency	% of total	% of valid
Valid	0	no	621	2.99%	89.48%
	1	yes	73	0.35%	10.52%
		Total	694	3.35%	100%
Missing	7	legitimate skip	20051	96.65%	
	Total		20,051	96.65%	

Valid	Invalid	Minimum	Maximum
694	20051	0	1

### H1MF6B - S20Q6B GO TO MALE FRIEND2 HOUSE-W1

Type	Code
Measurement Unit	numeric
H1MF6B	6B. 2nd Male Friend: Did you go to {NAME}'s house during the past seven days?

			Frequency	% of total	% of valid
Valid	0	no	3478	16.77%	62.85%
	1	yes	2056	9.91%	37.15%
		Total	5,534	26.68%	100%
Missing	6	refused	1	0%	
	7	legitimate skip	15210	73.32%	
		Total	15,211	73.32%	

Valid	Invalid	Minimum	Maximum
5534	15211	0	1

### H1MF7B - S20Q7B MALE FRIEND2-MEET AFTER SCHOOL-W1

Type	Code
Measurement Unit	numeric
H1MF7B	7B. 2nd Male Friend: Did you meet {NAME} after school to hang out or go somewhere during the past seven days?

			Frequency	% of total	% of valid
Valid	0	no	2826	13.62%	51.08%
	1	yes	2706	13.04%	48.92%
	Total		5,532	26.67%	100%
Missing	6	refused	2	0.01%	
	7	legitimate skip	15210	73.32%	
	9	not applicable	1	0%	
	Total		15,213	73.33%	

Valid	Invalid	Minimum	Maximum
5532	15213	0	1

### H1MF8B - S20Q8B MALE FRIEND2-TIME LAST WEEKEND-W1

Type	Code
Measurement Unit	numeric
H1MF8B	8B. 2nd Male Friend: Did you spend time with {NAME} during the past weekend?

			Frequency	% of total	% of valid
Valid	0	no	3052	14.71%	55.15%
	1	yes	2482	11.96%	44.85%
	Total		5,534	26.68%	100%
Missing	6	refused	1	0%	
	7	legitimate skip	15210	73.32%	
	Total		15,211	73.32%	

Valid	Invalid	Minimum	Maximum
5534	15211	0	1

### H1MF9B - S20Q9B MALE FRIEND2-TALK ABOUT A PROB-W1

Type	Code
------	------

Measurement Unit	numeric
H1MF9B	9B. 2nd Male Friend: Did you talk to {NAME} about a problem during the past seven days?

			Frequency	% of total	% of valid
Valid	0	no	3585	17.28%	64.78%
	1	yes	1949	9.4%	35.22%
	Total		5,534	26.68%	100%
Missing	6	refused	1	0%	
	7	legitimate skip	15210	73.32%	
	Total		15,211	73.32%	

Valid	Invalid	Minimum	Maximum
5534	15211	0	1

### H1MF10B - S20Q10B MALE FRIEND2-TALK ON PHONE-W1

Type	Code
Measurement Unit	numeric
H1MF10B	10B. 2nd Male Friend: Did you talk to {NAME} on the telephone during the past seven days?

			Frequency	% of total	% of valid
Valid	0	no	2379	11.47%	42.99%
	1	yes	3155	15.21%	57.01%
	Total		5,534	26.68%	100%
Missing	6	refused	1	0%	
	7	legitimate skip	15210	73.32%	
	Total		15,211	73.32%	

Valid	Invalid	Minimum	Maximum
5534	15211	0	1

### H1MF2C - S20Q1C MALE FRIEND3- SCHOOL-W1

Type	Code
Measurement Unit	numeric
H1MF2C	2C. 3rd Male Friend: [If SCHOOL YEAR:] Does {NAME} go to school? [If SUMMER:] Did {NAME} go to school during the 1994-95 school year?

			Frequency	% of total	% of valid
Valid	0	no	690	3.33%	15.77%
	1	yes	3685	17.76%	84.23%

		Total	4,375	21.09%	100%
Missing	7	legitimate skip	16368	78.9%	
	8	don't know	2	0.01%	
		Total	16,370	78.91%	

Valid	Invalid	Minimum	Maximum
4375	16370	0	1

### 

Type	Code
Measurement Unit	numeric
H1MF3C	3C. 3rd Male Friend: [If SCHOOL YEAR:] What grade is {NAME} in? [If SUMMER:] What grade was {NAME} in during the 1994-95 school year?

			Frequency	% of total	% of valid
Valid	2	first or second grade	5	0.02%	0.14%
	3	third grade	2	0.01%	0.05%
	4	fourth grade	4	0.02%	0.11%
	5	fifth grade	16	0.08%	0.44%
	6	sixth grade	61	0.29%	1.66%
	7	seventh grade	349	1.68%	9.49%
	8	eighth grade	419	2.02%	11.39%
	9	ninth grade	533	2.57%	14.49%
	10	tenth grade	795	3.83%	21.62%
	11	eleventh grade	782	3.77%	21.26%
	12	twelfth grade	594	2.86%	16.15%
	13	beyond high school	118	0.57%	3.21%
			Total	3,678	17.73%
Missing	97	legitimate skip	17060	82.24%	
	98	don't know	7	0.03%	
		Total	17,067	82.27%	

Valid	Invalid	Minimum	Maximum
3678	17067	2	13

### 

Type	Code
Measurement Unit	numeric
H1MF4C	4C. 3rd Male Friend: [If SCHOOL YEAR:] Does {NAME} go to your school? [If SUMMER:] Did {NAME} go to your school during the 1994-95 school year?

			Frequency	% of total	% of valid
Valid	0	no	788	3.8%	22.7%
	1	yes	2684	12.94%	77.3%
		Total	3,472	16.74%	100%
Missing	7	legitimate skip	17273	83.26%	
	Total		17,273	83.26%	

Valid	Invalid	Minimum	Maximum
3472	17273	0	1

### H1MF5C - S20Q4C MALE FRIEND3- SISTER SCHOOL-W1

Type	Code
Measurement Unit	numeric
H1MF5C	5C. 3rd Male Friend: [If SCHOOL YEAR:] Does {NAME} go to {SISTER SCHOOL}? [If SUMMER:] Did {NAME} go to {SISTER SCHOOL} during the 1994-95 school year?

			Frequency	% of total	% of valid
Valid	0	no	502	2.42%	87.76%
	1	yes	70	0.34%	12.24%
		Total	572	2.76%	100%
Missing	6	refused	1	0%	
	7	legitimate skip	20172	97.24%	
		Total	20,173	97.24%	

Valid	Invalid	Minimum	Maximum
572	20173	0	1

### H1MF6C - S20Q6C MALE FRIEND3-FRIENDS HOUSE-W1

Type	Code
Measurement Unit	numeric
H1MF6C	6C. 3rd Male Friend: Did you go to {NAME}'s house during the past seven days?

			Frequency	% of total	% of valid
Valid	0	no	2985	14.39%	68.23%
	1	yes	1390	6.7%	31.77%
		Total	4,375	21.09%	100%
Missing	6	refused	2	0.01%	
	7	legitimate skip	16368	78.9%	

		Total	16,370	78.91%	
--	--	-------	--------	--------	--

Valid	Invalid	Minimum	Maximum
4375	16370	0	1

### H1MF7C - S20Q7C MALE FRIEND3-MEET AFTER SCHOOL-W1

Type	Code
Measurement Unit	numeric
H1MF7C	7C. 3rd Male Friend: Did you meet {NAME} after school to hang out or go somewhere during the past seven days?

			Frequency	% of total	% of valid
Valid	0	no	2366	11.41%	54.09%
	1	yes	2008	9.68%	45.91%
	Total		4,374	21.08%	100%
Missing	6	refused	2	0.01%	
	7	legitimate skip	16368	78.9%	
	9	not applicable	1	0%	
	Total		16,371	78.92%	

Valid	Invalid	Minimum	Maximum
4374	16371	0	1

### H1MF8C - S20Q8C MALE FRIEND3-TIME LAST WEEKEND-W1

Type	Code
Measurement Unit	numeric
H1MF8C	8C. 3rd Male Friend: Did you spend time with {NAME} during the past weekend?

			Frequency	% of total	% of valid
Valid	0	no	2532	12.21%	57.87%
	1	yes	1843	8.88%	42.13%
	Total		4,375	21.09%	100%
Missing	6	refused	1	0%	
	7	legitimate skip	16368	78.9%	
	8	don't know	1	0%	
	Total		16,370	78.91%	

Valid	Invalid	Minimum	Maximum
4375	16370	0	1

 H1MF9C - S20Q9C MALE FRIEND3-TALK ABOUT A PROB-W1

Type	Code
Measurement Unit	numeric
H1MF9C	9C. 3rd Male Friend: Did you talk to {NAME} about a problem during the past seven days?

			Frequency	% of total	% of valid
Valid	0	no	3089	14.89%	70.59%
	1	yes	1287	6.2%	29.41%
		Total	4,376	21.09%	100%
Missing	6	refused	1	0%	
	7	legitimate skip	16368	78.9%	
		Total	16,369	78.91%	

Valid	Invalid	Minimum	Maximum
4376	16369	0	1

 H1MF10C - S20Q10C MALE FRIEND3-TALK ON PHONE-W1

Type	Code
Measurement Unit	numeric
H1MF10C	10C. 3rd Male Friend: Did you talk to {NAME} on the telephone during the past seven days?

			Frequency	% of total	% of valid
Valid	0	no	2145	10.34%	49.03%
	1	yes	2230	10.75%	50.97%
		Total	4,375	21.09%	100%
Missing	6	refused	1	0%	
	7	legitimate skip	16368	78.9%	
	8	don't know	1	0%	
		Total	16,370	78.91%	

Valid	Invalid	Minimum	Maximum
4375	16370	0	1

 H1MF2D - S20Q1D MALE FRIEND4- SCHOOL-W1

Type	Code
Measurement Unit	numeric

H1MF2D	2D. 4th Male Friend: [If SCHOOL YEAR:] Does {NAME} go to school? [If SUMMER:] Did {NAME} go to school during the 1994-95 school year?
--------	---

			Frequency	% of total	% of valid
Valid	0	no	502	2.42%	16.11%
	1	yes	2614	12.6%	83.89%
Total			3,116	15.02%	100%
Missing	6	refused	2	0.01%	
	7	legitimate skip	17627	84.97%	
Total			17,629	84.98%	

Valid	Invalid	Minimum	Maximum
3116	17629	0	1

### 

Type	Code
Measurement Unit	numeric
H1MF3D	3D. 4th Male Friend: [If SCHOOL YEAR:] What grade is {NAME} in? [If SUMMER:] What grade was {NAME} in during the 1994-95 school year?

			Frequency	% of total	% of valid
Valid	2	first or second grade	1	0%	0.04%
	3	third grade	3	0.01%	0.12%
	4	fourth grade	6	0.03%	0.23%
	5	fifth grade	15	0.07%	0.58%
	6	sixth grade	44	0.21%	1.69%
	7	seventh grade	264	1.27%	10.12%
	8	eighth grade	282	1.36%	10.81%
	9	ninth grade	396	1.91%	15.18%
	10	tenth grade	530	2.55%	20.32%
	11	eleventh grade	536	2.58%	20.55%
	12	twelfth grade	438	2.11%	16.79%
	13	beyond high school	93	0.45%	3.57%
	Total			2,608	12.57%
Missing	97	legitimate skip	18131	87.4%	
	98	don't know	6	0.03%	
Total			18,137	87.43%	

Valid	Invalid	Minimum	Maximum
2608	18137	2	13



 H1MF4D - S20Q3D MALE FRIEND4- SAMPLE SCHOOL-W1

Type	Code
Measurement Unit	numeric
H1MF4D	4D. 4th Male Friend: [If SCHOOL YEAR:] Does {NAME} go to your school? [If SUMMER:] Did {NAME} go to your school during the 1994-95 school year?

			Frequency	% of total	% of valid
Valid	0	no	529	2.55%	21.63%
	1	yes	1917	9.24%	78.37%
		Total	2,446	11.79%	100%
Missing	7	legitimate skip	18299	88.21%	
	Total		18,299	88.21%	

Valid	Invalid	Minimum	Maximum
2446	18299	0	1

 H1MF5D - S20Q4D MALE FRIEND4- SISTER SCHOOL-W1

Type	Code
Measurement Unit	numeric
H1MF5D	5D. 4th Male Friend: [If SCHOOL YEAR:] Does {NAME} go to {SISTER SCHOOL}? [If SUMMER:] Did {NAME} go to {SISTER SCHOOL} during the 1994-95 school year?

			Frequency	% of total	% of valid
Valid	0	no	347	1.67%	90.13%
	1	yes	38	0.18%	9.87%
		Total	385	1.86%	100%
Missing	7	legitimate skip	20359	98.14%	
	8	don't know	1	0%	
		Total	20,360	98.14%	

Valid	Invalid	Minimum	Maximum
385	20360	0	1

 H1MF6D - S20Q6D MALE FRIEND4-FRIENDS HOUSE-W1

Type	Code
Measurement Unit	numeric

H1MF6D	6D. 4th Male Friend: Did you go to {NAME}'s house during the past seven days?
--------	---

			Frequency	% of total	% of valid
Valid	0	no	2145	10.34%	68.84%
	1	yes	971	4.68%	31.16%
Total			3,116	15.02%	100%
Missing	6	refused	2	0.01%	
	7	legitimate skip	17627	84.97%	
Total			17,629	84.98%	

Valid	Invalid	Minimum	Maximum
3116	17629	0	1

### H1MF7D - S20Q7D MALE FRIEND4-MEET AFTER SCHOOL-W1

Type	Code
Measurement Unit	numeric
H1MF7D	7D. 4th Male Friend: Did you meet {NAME} after school to hang out or go somewhere during the past seven days?

			Frequency	% of total	% of valid
Valid	0	no	1742	8.4%	55.92%
	1	yes	1373	6.62%	44.08%
Total			3,115	15.02%	100%
Missing	6	refused	2	0.01%	
	7	legitimate skip	17627	84.97%	
	9	not applicable	1	0%	
Total			17,630	84.98%	

Valid	Invalid	Minimum	Maximum
3115	17630	0	1

### H1MF8D - S20Q8D MALE FRIEND4-TIME LAST WEEKEND-W1

Type	Code
Measurement Unit	numeric
H1MF8D	8D. 4th Male Friend: Did you spend time with {NAME} during the past weekend?

			Frequency	% of total	% of valid
Valid	0	no	1834	8.84%	58.86%
	1	yes	1282	6.18%	41.14%

		Total	3,116	15.02%	100%
Missing	6	refused	2	0.01%	
	7	legitimate skip	17627	84.97%	
		Total	17,629	84.98%	

Valid	Invalid	Minimum	Maximum
3116	17629	0	1

### H1MF9D - S20Q9D MALE FRIEND4-TALK ABOUT A PROB-W1

Type	Code
Measurement Unit	numeric
H1MF9D	9D. 4th Male Friend: Did you talk to {NAME} about a problem during the past seven days?

			Frequency	% of total	% of valid
Valid	0	no	2273	10.96%	72.95%
	1	yes	843	4.06%	27.05%
		Total	3,116	15.02%	100%
Missing	6	refused	2	0.01%	
	7	legitimate skip	17627	84.97%	
		Total	17,629	84.98%	

Valid	Invalid	Minimum	Maximum
3116	17629	0	1

### H1MF10D - S20Q10D MALE FRIEND4-TALK ON PHONE-W1

Type	Code
Measurement Unit	numeric
H1MF10D	10D. 4th Male Friend: Did you talk to {NAME} on the telephone during the past seven days?

			Frequency	% of total	% of valid
Valid	0	no	1698	8.19%	54.49%
	1	yes	1418	6.84%	45.51%
		Total	3,116	15.02%	100%
Missing	6	refused	2	0.01%	
	7	legitimate skip	17627	84.97%	
		Total	17,629	84.98%	

Valid	Invalid	Minimum	Maximum
-------	---------	---------	---------

3116	17629	0	1
------	-------	---	---

### 

Type	Code
Measurement Unit	numeric
H1MF2E	2E. 5th Male Friend: [If SCHOOL YEAR:] Does {NAME} go to school? [If SUMMER:] Did {NAME} go to school during the 1994-95 school year?

			Frequency	% of total	% of valid
Valid	0	no	362	1.74%	16.56%
	1	yes	1824	8.79%	83.44%
	Total		2,186	10.54%	100%
Missing	6	refused	1	0%	
	7	legitimate skip	18555	89.44%	
	8	don't know	3	0.01%	
	Total		18,559	89.46%	

Valid	Invalid	Minimum	Maximum
2186	18559	0	1

### 

Type	Code
Measurement Unit	numeric
H1MF3E	3E. 5th Male Friend: [If SCHOOL YEAR:] What grade is {NAME} in? [If SUMMER:] What grade was {NAME} in during the 1994-95 school year?

			Frequency	% of total	% of valid
Valid	2	first or second grade	1	0%	0.05%
	3	third grade	1	0%	0.05%
	4	fourth grade	6	0.03%	0.33%
	5	fifth grade	16	0.08%	0.88%
	6	sixth grade	36	0.17%	1.98%
	7	seventh grade	174	0.84%	9.57%
	8	eighth grade	206	0.99%	11.32%
	9	ninth grade	254	1.22%	13.96%
	10	tenth grade	416	2.01%	22.87%
	11	eleventh grade	345	1.66%	18.97%
	12	twelfth grade	301	1.45%	16.55%
	13	beyond high school	63	0.3%	3.46%
	Total		1,819	8.77%	100%

Missing	97	legitimate skip	18921	91.21%	
	98	don't know	5	0.02%	
		Total	18,926	91.23%	

Valid	Invalid	Minimum	Maximum
1819	18926	2	13

### H1MF4E - S20Q3E MALE FRIEND5- SAMPLE SCHOOL-W1

Type	Code
Measurement Unit	numeric
H1MF4E	4E. 5th Male Friend: [If SCHOOL YEAR:] Does {NAME} go to your school? [If SUMMER:] Did {NAME} go to your school during the 1994-95 school year?

			Frequency	% of total	% of valid
Valid	0	no	394	1.9%	23.23%
	1	yes	1302	6.28%	76.77%
		Total	1,696	8.18%	100%
Missing	7	legitimate skip	19049	91.82%	
		Total	19,049	91.82%	

Valid	Invalid	Minimum	Maximum
1696	19049	0	1

### H1MF5E - S20Q4E MALE FRIEND5- SISTER SCHOOL-W1

Type	Code
Measurement Unit	numeric
H1MF5E	5E. 5th Male Friend: [If SCHOOL YEAR:] Does {NAME} go to {SISTER SCHOOL}? [If SUMMER:] Did {NAME} go to {SISTER SCHOOL} during the 1994-95 school year?

			Frequency	% of total	% of valid
Valid	0	no	263	1.27%	89.76%
	1	yes	30	0.14%	10.24%
		Total	293	1.41%	100%
Missing	7	legitimate skip	20451	98.58%	
	8	don't know	1	0%	
		Total	20,452	98.59%	

Valid	Invalid	Minimum	Maximum
293	20452	0	1

 H1MF6E - S20Q6E MALE FRIEND5-FRIENDS HOUSE-W1

Type	Code
Measurement Unit	numeric
H1MF6E	6E. 5th Male Friend: Did you go to {NAME}'s house during the past seven days?

			Frequency	% of total	% of valid
Valid	0	no	1511	7.28%	69.03%
	1	yes	678	3.27%	30.97%
Total			2,189	10.55%	100%
Missing	6	refused	1	0%	
	7	legitimate skip	18555	89.44%	
Total			18,556	89.45%	

Valid	Invalid	Minimum	Maximum
2189	18556	0	1

 H1MF7E - S20Q7E MALE FRIEND5-MEET AFTER SCHOOL-W1

Type	Code
Measurement Unit	numeric
H1MF7E	7E. 5th Male Friend: Did you meet {NAME} after school to hang out or go somewhere during the past seven days?

			Frequency	% of total	% of valid
Valid	0	no	1235	5.95%	56.42%
	1	yes	954	4.6%	43.58%
Total			2,189	10.55%	100%
Missing	6	refused	1	0%	
	7	legitimate skip	18555	89.44%	
Total			18,556	89.45%	

Valid	Invalid	Minimum	Maximum
2189	18556	0	1

 H1MF8E - S20Q8E MALE FRIEND5-TIME LAST WEEKEND-W1

Type	Code
Measurement Unit	numeric

H1MF8E	8E. 5th Male Friend: Did you spend time with {NAME} during the past weekend?
--------	--

			Frequency	% of total	% of valid
Valid	0	no	1301	6.27%	59.43%
	1	yes	888	4.28%	40.57%
Total			2,189	10.55%	100%
Missing	6	refused	1	0%	
	7	legitimate skip	18555	89.44%	
Total			18,556	89.45%	

Valid	Invalid	Minimum	Maximum
2189	18556	0	1

### H1MF9E - S20Q9E MALE FRIEND5-TALK ABOUT A PROB-W1

Type	Code
Measurement Unit	numeric
H1MF9E	9E. 5th Male Friend: Did you talk to {NAME} about a problem during the past seven days?

			Frequency	% of total	% of valid
Valid	0	no	1606	7.74%	73.37%
	1	yes	583	2.81%	26.63%
Total			2,189	10.55%	100%
Missing	6	refused	1	0%	
	7	legitimate skip	18555	89.44%	
Total			18,556	89.45%	

Valid	Invalid	Minimum	Maximum
2189	18556	0	1

### H1MF10E - S20Q10E MALE FRIEND5-TALK ON PHONE-W1

Type	Code
Measurement Unit	numeric
H1MF10E	10E. 5th Male Friend: Did you talk to {NAME} on the telephone during the past seven days?

			Frequency	% of total	% of valid
Valid	0	no	1224	5.9%	55.92%
	1	yes	965	4.65%	44.08%

		Total	2,189	10.55%	100%
Missing	6	refused	1	0%	
	7	legitimate skip	18555	89.44%	
		Total	18,556	89.45%	

Valid	Invalid	Minimum	Maximum
2189	18556	0	1

### H1FF2A - S20Q1A FEMALE FRIEND1- SCHOOL-W1

Type	Code
Measurement Unit	numeric
H1FF2A	2A. 1st or Only Female Friend: [If SCHOOL YEAR:] Does {NAME} go to school? [If SUMMER:] Did {NAME} go to school during the 1994-95 school year?

			Frequency	% of total	% of valid
Valid	0	no	1515	7.3%	8.21%
	1	yes	16937	81.64%	91.79%
		Total	18,452	88.95%	100%
Missing	.	missing	1	0%	
	6	refused	5	0.02%	
	7	legitimate skip	2281	11%	
	8	don't know	4	0.02%	
	9	not applicable	2	0.01%	
		Total	2,293	11.05%	

Valid	Invalid	Minimum	Maximum
18452	2293	0	1

### H1FF3A - S20Q2A FEMALE FRIEND1-GRADE-W1

Type	Code
Measurement Unit	numeric
H1FF3A	3A. 1st or Only Female Friend: [If SCHOOL YEAR:] What grade is {NAME} in? [If SUMMER:] What grade was {NAME} in during the 1994-95 school year?

			Frequency	% of total	% of valid
--	--	--	-----------	------------	------------



Valid	2	first or second grade	8	0.04%	0.05%
	3	third grade	7	0.03%	0.04%
	4	fourth grade	12	0.06%	0.07%
	5	fifth grade	50	0.24%	0.3%
	6	sixth grade	211	1.02%	1.25%
	7	seventh grade	2041	9.84%	12.06%
	8	eighth grade	2370	11.42%	14.01%
	9	ninth grade	3187	15.36%	18.84%
	10	tenth grade	3409	16.43%	20.15%
	11	eleventh grade	3034	14.63%	17.93%
	12	twelfth grade	2316	11.16%	13.69%
	13	beyond high school	272	1.31%	1.61%
			Total	16,917	81.55%
Missing	96	refused	5	0.02%	
	97	legitimate skip	3796	18.3%	
	98	don't know	25	0.12%	
	99	not applicable	2	0.01%	
		Total	3,828	18.45%	

Valid	Invalid	Minimum	Maximum
16917	3828	2	13

### H1FF4A - S20Q3A FEMALE FRIEND1-SAMPLE SCHOOL-W1

Type	Code
Measurement Unit	numeric
H1FF4A	4A. 1st or Only Female Friend: [If SCHOOL YEAR:] Does {NAME} go to your school? [If SUMMER:] Did {NAME} go to your school during the 1994-95 school year?

			Frequency	% of total	% of valid
Valid	0	no	3580	17.26%	21.89%
	1	yes	12775	61.58%	78.11%
		Total	16,355	78.84%	100%
Missing	.	missing	1	0%	
	6	refused	1	0%	
	7	legitimate skip	4388	21.15%	
		Total	4,390	21.16%	

Valid	Invalid	Minimum	Maximum
16355	4390	0	1

 H1FF5A - S20Q4A FEMALE FRIEND1-SISTER SCHOOL-W1

Type	Code
Measurement Unit	numeric
H1FF5A	5A. 1st or Only Female Friend: [If SCHOOL YEAR:] Does {NAME} go to {SISTER SCHOOL}? [If SUMMER:] Did {NAME} go to {SISTER SCHOOL} during the 1994-95 school year?

			Frequency	% of total	% of valid
Valid	0	no	2346	11.31%	90.09%
	1	yes	258	1.24%	9.91%
	Total		2,604	12.55%	100%
Missing	.	missing	1	0%	
	7	legitimate skip	18138	87.43%	
	8	don't know	2	0.01%	
	Total		18,141	87.45%	

Valid	Invalid	Minimum	Maximum
2604	18141	0	1

 H1FF6A - S20Q6A FEMALE FRIEND 1-FRIENDS HOUSE-W1

Type	Code
Measurement Unit	numeric
H1FF6A	6A. 1st or Only Female Friend: Did you go to {NAME}'s house during the past seven days?

			Frequency	% of total	% of valid
Valid	0	no	9839	47.43%	53.31%
	1	yes	8616	41.53%	46.69%
	Total		18,455	88.96%	100%
Missing	6	refused	6	0.03%	
	7	legitimate skip	2281	11%	
	8	don't know	2	0.01%	
	9	not applicable	1	0%	
	Total		2,290	11.04%	

Valid	Invalid	Minimum	Maximum
18455	2290	0	1

 H1FF7A - S20Q7A FEMALE FRIEND1-MEET AFTER SCHL-W1

Type	Code
Measurement Unit	numeric
H1FF7A	7A. 1st or Only Female Friend: Did you meet {NAME} after school to hang out or go somewhere during the past seven days?

			Frequency	% of total	% of valid
Valid	0	no	8495	40.95%	46.04%
	1	yes	9955	47.99%	53.96%
	Total		18,450	88.94%	100%
Missing	6	refused	7	0.03%	
	7	legitimate skip	2281	11%	
	8	don't know	1	0%	
	9	not applicable	6	0.03%	
	Total		2,295	11.06%	

Valid	Invalid	Minimum	Maximum
18450	2295	0	1

### H1FF8A - S20Q8A FEMALE FRIEND1-TIME LAST WKEND-W1

Type	Code
Measurement Unit	numeric
H1FF8A	8A. 1st or Only Female Friend: Did you spend time with {NAME} during the past weekend?

			Frequency	% of total	% of valid
Valid	0	no	8854	42.68%	47.97%
	1	yes	9602	46.29%	52.03%
	Total		18,456	88.97%	100%
Missing	6	refused	5	0.02%	
	7	legitimate skip	2281	11%	
	8	don't know	2	0.01%	
	9	not applicable	1	0%	
	Total		2,289	11.03%	

Valid	Invalid	Minimum	Maximum
18456	2289	0	1

### H1FF9A - S20Q9A FEMALE FRIEND1-DISCUSS A PROB-W1

Type	Code
Measurement Unit	numeric

H1FF9A	9A. 1st or Only Female Friend: Did you talk to {NAME} about a problem during the past seven days?
--------	---

			Frequency	% of total	% of valid
Valid	0	no	7164	34.53%	38.82%
	1	yes	11292	54.43%	61.18%
Total			18,456	88.97%	100%
Missing	6	refused	6	0.03%	
	7	legitimate skip	2281	11%	
	8	don't know	2	0.01%	
Total			2,289	11.03%	

Valid	Invalid	Minimum	Maximum
18456	2289	0	1

### 

Type	Code
Measurement Unit	numeric
H1FF10A	10A. 1st or Only Female Friend: Did you talk to {NAME} on the telephone during the past seven days?

			Frequency	% of total	% of valid
Valid	0	no	4249	20.48%	23.02%
	1	yes	14206	68.48%	76.98%
Total			18,455	88.96%	100%
Missing	6	refused	5	0.02%	
	7	legitimate skip	2281	11%	
	8	don't know	3	0.01%	
	9	not applicable	1	0%	
Total			2,290	11.04%	

Valid	Invalid	Minimum	Maximum
18455	2290	0	1

### 

Type	Code
Measurement Unit	numeric
H1FF2B	2B. 2nd Female Friend: [If SCHOOL YEAR:] Does {NAME} go to school? [If SUMMER:] Did {NAME} go to school during the 1994-95 school year?]

			Frequency	% of total	% of valid
--	--	--	-----------	------------	------------

Valid	0	no	465	2.24%	9.07%
	1	yes	4659	22.46%	90.93%
		Total	5,124	24.7%	100%
Missing	6	refused	2	0.01%	
	7	legitimate skip	15615	75.27%	
	8	don't know	4	0.02%	
		Total	15,621	75.3%	

Valid	Invalid	Minimum	Maximum
5124	15621	0	1

### H1FF3B - S20Q2B FEMALE FRIEND2-GRADE-W1

Type	Code
Measurement Unit	numeric
H1FF3B	3B. 2nd Female Friend: [If SCHOOL YEAR:] What grade is {NAME} in? [If SUMMER:] What grade was {NAME} in during the 1994-95 school year?

			Frequency	% of total	% of valid
Valid	2	first or second grade	3	0.01%	0.06%
	3	third grade	1	0%	0.02%
	4	fourth grade	2	0.01%	0.04%
	5	fifth grade	19	0.09%	0.41%
	6	sixth grade	78	0.38%	1.68%
	7	seventh grade	431	2.08%	9.26%
	8	eighth grade	535	2.58%	11.5%
	9	ninth grade	735	3.54%	15.79%
	10	tenth grade	1060	5.11%	22.78%
	11	eleventh grade	967	4.66%	20.78%
	12	twelfth grade	741	3.57%	15.92%
	13	beyond high school	82	0.4%	1.76%
		Total	4,654	22.43%	100%
Missing	96	refused	2	0.01%	
	97	legitimate skip	16080	77.51%	
	98	don't know	9	0.04%	
	Total	16,091	77.57%		

Valid	Invalid	Minimum	Maximum
4654	16091	2	13

### H1FF4B - S20Q3B FEMALE FRIEND2- SAMPLE SCHOOL-W1

Type	Code
Measurement Unit	numeric
H1FF4B	4B. 2nd Female Friend: [If SCHOOL YEAR:] Does {NAME} go to your school? [If SUMMER:] Did {NAME} go to your school during the 1994-95 school year?

			Frequency	% of total	% of valid
Valid	0	no	948	4.57%	21.21%
	1	yes	3521	16.97%	78.79%
	Total		4,469	21.54%	100%
Missing	7	legitimate skip	16276	78.46%	
	Total		16,276	78.46%	

Valid	Invalid	Minimum	Maximum
4469	16276	0	1

### H1FF5B - S20Q4B FEMALE FRIEND2- SISTER SCHOOL-W1

Type	Code
Measurement Unit	numeric
H1FF5B	5B. 2nd Female Friend: [If SCHOOL YEAR:] Does {NAME} go to {SISTER SCHOOL}? [If SUMMER:] Did {NAME} go to {SISTER SCHOOL} during the 1994-95 school year?

			Frequency	% of total	% of valid
Valid	0	no	633	3.05%	92.01%
	1	yes	55	0.27%	7.99%
	Total		688	3.32%	100%
Missing	7	legitimate skip	20056	96.68%	
	8	don't know	1	0%	
	Total		20,057	96.68%	

Valid	Invalid	Minimum	Maximum
688	20057	0	1

### H1FF6B - S20Q6B GO TO FEMALE FRIEND2 HOUSE-W1

Type	Code
Measurement Unit	numeric
H1FF6B	6B. 2nd Female Friend: Did you go to {NAME}'s house during the past seven days?

			Frequency	% of total	% of valid
--	--	--	-----------	------------	------------

Valid	0	no	3337	16.09%	65.07%
	1	yes	1791	8.63%	34.93%
		Total	5,128	24.72%	100%
Missing	6	refused	2	0.01%	
	7	legitimate skip	15615	75.27%	
		Total	15,617	75.28%	

Valid	Invalid	Minimum	Maximum
5128	15617	0	1

### H1FF7B - S20Q7B FEMALE FRIEND2-MEET AFTER SCHL-W1

Type	Code
Measurement Unit	numeric
H1FF7B	7B. 2nd Female Friend: Did you meet {NAME} after school to hang out or go somewhere during the past seven days?

			Frequency	% of total	% of valid
Valid	0	no	2787	13.43%	54.36%
	1	yes	2340	11.28%	45.64%
		Total	5,127	24.71%	100%
Missing	6	refused	2	0.01%	
	7	legitimate skip	15615	75.27%	
	9	not applicable	1	0%	
		Total	15,618	75.29%	

Valid	Invalid	Minimum	Maximum
5127	15618	0	1

### H1FF8B - S20Q8B FEMALE FRIEND2-TIME LAST WKEND-W1

Type	Code
Measurement Unit	numeric
H1FF8B	8B. 2nd Female Friend: Did you spend time with {NAME} during the past weekend?

			Frequency	% of total	% of valid
Valid	0	no	3076	14.83%	59.98%
	1	yes	2052	9.89%	40.02%
		Total	5,128	24.72%	100%
Missing	6	refused	2	0.01%	
	7	legitimate skip	15615	75.27%	

		Total	15,617	75.28%	
--	--	-------	--------	--------	--

Valid	Invalid	Minimum	Maximum
5128	15617	0	1

### H1FF9B - S20Q9B FEMALE FRIEND2-DISCUSS A PROB-W1

Type	Code
Measurement Unit	numeric
H1FF9B	9B. 2nd Female Friend: Did you talk to {NAME} about a problem during the past seven days?

			Frequency	% of total	% of valid
Valid	0	no	2720	13.11%	53.04%
	1	yes	2408	11.61%	46.96%
	Total		5,128	24.72%	100%
Missing	6	refused	2	0.01%	
	7	legitimate skip	15615	75.27%	
	Total		15,617	75.28%	

Valid	Invalid	Minimum	Maximum
5128	15617	0	1

### H1FF10B - S20Q10B FEMALE FRIEND2-TALK ON PHONE-W1

Type	Code
Measurement Unit	numeric
H1FF10B	10B. 2nd Female Friend: Did you talk to {NAME} on the telephone during the past seven days?

			Frequency	% of total	% of valid
Valid	0	no	1831	8.83%	35.71%
	1	yes	3297	15.89%	64.29%
	Total		5,128	24.72%	100%
Missing	6	refused	2	0.01%	
	7	legitimate skip	15615	75.27%	
	Total		15,617	75.28%	

Valid	Invalid	Minimum	Maximum
5128	15617	0	1

### H1FF2C - S20Q1C FEMALE FRIEND3- SCHOOL-W1



Type	Code
Measurement Unit	numeric
H1FF2C	2C. 3rd Female Friend: [If SCHOOL YEAR:] Does {NAME} go to school? [If SUMMER:] Did {NAME} go to school during the 1994-95 school year?]

			Frequency	% of total	% of valid
Valid	0	no	342	1.65%	8.61%
	1	yes	3630	17.5%	91.39%
	Total		3,972	19.15%	100%
Missing	6	refused	3	0.01%	
	7	legitimate skip	16766	80.82%	
	8	don't know	4	0.02%	
	Total		16,773	80.85%	

Valid	Invalid	Minimum	Maximum
3972	16773	0	1

### H1FF3C - S20Q2C FEMALE FRIEND3-GRADE-W1

Type	Code
Measurement Unit	numeric
H1FF3C	3C. 3rd Female Friend: [If SCHOOL YEAR:] What grade is {NAME} in? [If SUMMER:] What grade was {NAME} in during the 1994-95 school year?

			Frequency	% of total	% of valid
Valid	2	first or second grade	4	0.02%	0.11%
	3	third grade	4	0.02%	0.11%
	4	fourth grade	2	0.01%	0.06%
	5	fifth grade	16	0.08%	0.44%
	6	sixth grade	57	0.27%	1.57%
	7	seventh grade	373	1.8%	10.3%
	8	eighth grade	426	2.05%	11.76%
	9	ninth grade	589	2.84%	16.26%
	10	tenth grade	820	3.95%	22.64%
	11	eleventh grade	689	3.32%	19.02%
	12	twelfth grade	565	2.72%	15.6%
	13	beyond high school	77	0.37%	2.13%
	Total		3,622	17.46%	100%
Missing	96	refused	3	0.01%	
	97	legitimate skip	17108	82.47%	
	98	don't know	12	0.06%	
	Total		17,123	82.54%	

Valid	Invalid	Minimum	Maximum
3622	17123	2	13

### H1FF4C - S20Q3C FEMALE FRIEND3- SAMPLE SCHOOL-W1

Type	Code
Measurement Unit	numeric
H1FF4C	4C. 3rd Female Friend: [If SCHOOL YEAR:] Does {NAME} go to your school? [If SUMMER:] Did {NAME} go to your school during the 1994-95 school year?

			Frequency	% of total	% of valid
Valid	0	no	747	3.6%	21.58%
	1	yes	2715	13.09%	78.42%
Total			3,462	16.69%	100%
Missing	7	legitimate skip	17283	83.31%	
	Total		17,283	83.31%	

Valid	Invalid	Minimum	Maximum
3462	17283	0	1

### H1FF5C - S20Q4C FEMALE FRIEND3- SISTER SCHOOL-W1

Type	Code
Measurement Unit	numeric
H1FF5C	5C. 3rd Female Friend: [If SCHOOL YEAR:] Does {NAME} go to {SISTER SCHOOL}? [If SUMMER:] Did {NAME} go to {SISTER SCHOOL} during the 1994-95 school year?

			Frequency	% of total	% of valid
Valid	0	no	486	2.34%	91.87%
	1	yes	43	0.21%	8.13%
Total			529	2.55%	100%
Missing	7	legitimate skip	20214	97.44%	
	8	don't know	2	0.01%	
Total			20,216	97.45%	

Valid	Invalid	Minimum	Maximum
529	20216	0	1

### H1FF6C - S20Q6C FEMALE FRIEND3-FRIENDS HOUSE-W1

Type	Code
Measurement Unit	numeric

H1FF6C	6C. 3rd Female Friend: Did you go to {NAME}'s house during the past seven days?
--------	---

			Frequency	% of total	% of valid
Valid	0	no	2779	13.4%	69.91%
	1	yes	1196	5.77%	30.09%
Total			3,975	19.16%	100%
Missing	6	refused	3	0.01%	
	7	legitimate skip	16766	80.82%	
	8	don't know	1	0%	
Total			16,770	80.84%	

Valid	Invalid	Minimum	Maximum
3975	16770	0	1

### H1FF7C - S20Q7C FEMALE FRIEND3-MEET AFTER SCHL-W1

Type	Code
Measurement Unit	numeric
H1FF7C	7C. 3rd Female Friend: Did you meet {NAME} after school to hang out or go somewhere during the past seven days?

			Frequency	% of total	% of valid
Valid	0	no	2273	10.96%	57.18%
	1	yes	1702	8.2%	42.82%
Total			3,975	19.16%	100%
Missing	6	refused	3	0.01%	
	7	legitimate skip	16766	80.82%	
	8	don't know	1	0%	
Total			16,770	80.84%	

Valid	Invalid	Minimum	Maximum
3975	16770	0	1

### H1FF8C - S20Q8C FEMALE FRIEND3-TIME LAST WKEND-W1

Type	Code
Measurement Unit	numeric
H1FF8C	8C. 3rd Female Friend: Did you spend time with {NAME} during the past weekend?

			Frequency	% of total	% of valid
--	--	--	-----------	------------	------------

Valid	0	no	2500	12.05%	62.89%
	1	yes	1475	7.11%	37.11%
		Total	3,975	19.16%	100%
Missing	6	refused	3	0.01%	
	7	legitimate skip	16766	80.82%	
	8	don't know	1	0%	
		Total	16,770	80.84%	

Valid	Invalid	Minimum	Maximum
3975	16770	0	1

### H1FF9C - S20Q9C FEMALE FRIEND3-DISCUSS A PROB-W1

Type	Code
Measurement Unit	numeric
H1FF9C	9C. 3rd Female Friend: Did you talk to {NAME} about a problem during the past seven days?

			Frequency	% of total	% of valid
Valid	0	no	2325	11.21%	58.49%
	1	yes	1650	7.95%	41.51%
		Total	3,975	19.16%	100%
Missing	6	refused	3	0.01%	
	7	legitimate skip	16766	80.82%	
	8	don't know	1	0%	
		Total	16,770	80.84%	

Valid	Invalid	Minimum	Maximum
3975	16770	0	1

### H1FF10C - S20Q10C FEMALE FRIEND3-TALK ON PHONE-W1

Type	Code
Measurement Unit	numeric
H1FF10C	10C. 3rd Female Friend: Did you talk to {NAME} on the telephone during the past seven days?

			Frequency	% of total	% of valid
Valid	0	no	1662	8.01%	41.81%
	1	yes	2313	11.15%	58.19%
		Total	3,975	19.16%	100%

Missing	6	refused	3	0.01%	
	7	legitimate skip	16766	80.82%	
	8	don't know	1	0%	
		Total	16,770	80.84%	

Valid	Invalid	Minimum	Maximum
3975	16770	0	1

### H1FF2D - S20Q1D FEMALE FRIEND4- SCHOOL-W1

Type	Code
Measurement Unit	numeric
H1FF2D	2D. 4th Female Friend: [If SCHOOL YEAR:] Does {NAME} go to school? [If SUMMER:] Did {NAME} go to school during the 1994-95 school year?]

			Frequency	% of total	% of valid
Valid	0	no	239	1.15%	8.97%
	1	yes	2425	11.69%	91.03%
		Total	2,664	12.84%	100%
Missing	6	refused	1	0%	
	7	legitimate skip	18078	87.14%	
	8	don't know	2	0.01%	
		Total	18,081	87.16%	

Valid	Invalid	Minimum	Maximum
2664	18081	0	1

### H1FF3D - S20Q2D FEMALE FRIEND4-GRADE-W1

Type	Code
Measurement Unit	numeric
H1FF3D	3D. 4th Female Friend: [If SCHOOL YEAR:] What grade is {NAME} in? [If SUMMER:] What grade was {NAME} in during the 1994-95 school year?

			Frequency	% of total	% of valid
--	--	--	-----------	------------	------------

Valid	2	first or second grade	1	0%	0.04%
	3	third grade	1	0%	0.04%
	4	fourth grade	4	0.02%	0.17%
	5	fifth grade	8	0.04%	0.33%
	6	sixth grade	52	0.25%	2.15%
	7	seventh grade	265	1.28%	10.94%
	8	eighth grade	297	1.43%	12.26%
	9	ninth grade	389	1.88%	16.06%
	10	tenth grade	546	2.63%	22.54%
	11	eleventh grade	456	2.2%	18.83%
	12	twelfth grade	359	1.73%	14.82%
	13	beyond high school	44	0.21%	1.82%
			Total	2,422	11.68%
Missing	96	refused	1	0%	
	97	legitimate skip	18317	88.3%	
	98	don't know	4	0.02%	
	99	not applicable	1	0%	
		Total	18,323	88.32%	

Valid	Invalid	Minimum	Maximum
2422	18323	2	13

### H1FF4D - S20Q3D FEMALE FRIEND4- SAMPLE SCHOOL-W1

Type	Code
Measurement Unit	numeric
H1FF4D	4D. 4th Female Friend: [If SCHOOL YEAR:] Does {NAME} go to your school? [If SUMMER:] Did {NAME} go to your school during the 1994-95 school year?

			Frequency	% of total	% of valid
Valid	0	no	490	2.36%	21.19%
	1	yes	1822	8.78%	78.81%
		Total	2,312	11.14%	100%
Missing	7	legitimate skip	18433	88.86%	
		Total	18,433	88.86%	

Valid	Invalid	Minimum	Maximum
2312	18433	0	1

### H1FF5D - S20Q4D FEMALE FRIEND4- SISTER SCHOOL-W1

Type	Code
------	------

Measurement Unit	numeric
H1FF5D	5D. 4th Female Friend: [If SCHOOL YEAR:] Does {NAME} go to {SISTER SCHOOL}? [If SUMMER:] Did {NAME} go to {SISTER SCHOOL} during the 1994-95 school year?

			Frequency	% of total	% of valid
Valid	0	no	303	1.46%	89.64%
	1	yes	35	0.17%	10.36%
	Total		338	1.63%	100%
Missing	7	legitimate skip	20406	98.37%	
	8	don't know	1	0%	
	Total		20,407	98.37%	

Valid	Invalid	Minimum	Maximum
338	20407	0	1

### H1FF6D - S20Q6D FEMALE FRIEND4-FRIENDS HOUSE-W1

Type	Code
Measurement Unit	numeric
H1FF6D	6D. 4th Female Friend: Did you go to {NAME}'s house during the past seven days?

			Frequency	% of total	% of valid
Valid	0	no	1993	9.61%	74.87%
	1	yes	669	3.22%	25.13%
	Total		2,662	12.83%	100%
Missing	6	refused	1	0%	
	7	legitimate skip	18078	87.14%	
	8	don't know	3	0.01%	
	9	not applicable	1	0%	
	Total		18,083	87.17%	

Valid	Invalid	Minimum	Maximum
2662	18083	0	1

### H1FF7D - S20Q7D FEMALE FRIEND4-MEET AFTER SCHL-W1

Type	Code
Measurement Unit	numeric
H1FF7D	7D. 4th Female Friend: Did you meet {NAME} after school to hang out or go somewhere during the past seven days?

			Frequency	% of total	% of valid
Valid	0	no	1623	7.82%	60.99%
	1	yes	1038	5%	39.01%
		Total	2,661	12.83%	100%
Missing	6	refused	2	0.01%	
	7	legitimate skip	18078	87.14%	
	8	don't know	3	0.01%	
	9	not applicable	1	0%	
		Total	18,084	87.17%	

Valid	Invalid	Minimum	Maximum
2661	18084	0	1

### H1FF8D - S20Q8D FEMALE FRIEND4-TIME LAST WKEND-W1

Type	Code
Measurement Unit	numeric
H1FF8D	8D. 4th Female Friend: Did you spend time with {NAME} during the past weekend?

			Frequency	% of total	% of valid
Valid	0	no	1751	8.44%	65.78%
	1	yes	911	4.39%	34.22%
		Total	2,662	12.83%	100%
Missing	6	refused	2	0.01%	
	7	legitimate skip	18078	87.14%	
	8	don't know	2	0.01%	
	9	not applicable	1	0%	
		Total	18,083	87.17%	

Valid	Invalid	Minimum	Maximum
2662	18083	0	1

### H1FF9D - S20Q9D FEMALE FRIEND4-DISCUSS A PROB-W1

Type	Code
Measurement Unit	numeric
H1FF9D	9D. 4th Female Friend: Did you talk to {NAME} about a problem during the past seven days?

			Frequency	% of total	% of valid
Valid	0	no	1651	7.96%	62.02%
	1	yes	1011	4.87%	37.98%



		Total	2,662	12.83%	100%
Missing	6	refused	2	0.01%	
	7	legitimate skip	18078	87.14%	
	8	don't know	2	0.01%	
	9	not applicable	1	0%	
		Total	18,083	87.17%	

Valid	Invalid	Minimum	Maximum
2662	18083	0	1

### H1FF10D - S20Q10D FEMALE FRIEND4-TALK ON PHONE-W1

Type	Code
Measurement Unit	numeric
H1FF10D	10D. 4th Female Friend: Did you talk to {NAME} on the telephone during the past seven days?

			Frequency	% of total	% of valid
Valid	0	no	1254	6.04%	47.13%
	1	yes	1407	6.78%	52.87%
		Total	2,661	12.83%	100%
Missing	6	refused	3	0.01%	
	7	legitimate skip	18078	87.14%	
	8	don't know	2	0.01%	
	9	not applicable	1	0%	
		Total	18,084	87.17%	

Valid	Invalid	Minimum	Maximum
2661	18084	0	1

### H1FF2E - S20Q1E FEMALE FRIEND5- SCHOOL-W1

Type	Code
Measurement Unit	numeric
H1FF2E	2E. 5th Female Friend: [If SCHOOL YEAR:] Does {NAME} go to school? [If SUMMER:] Did {NAME} go to school during the 1994-95 school year?]

			Frequency	% of total	% of valid
Valid	0	no	152	0.73%	8.62%
	1	yes	1612	7.77%	91.38%
		Total	1,764	8.5%	100%

Missing	6	refused	4	0.02%	
	7	legitimate skip	18977	91.48%	
		Total	18,981	91.5%	

Valid	Invalid	Minimum	Maximum
1764	18981	0	1

### H1FF3E - S20Q2E FEMALE FRIEND5-GRADE-W1

Type	Code
Measurement Unit	numeric
H1FF3E	3E. 5th Female Friend: [If SCHOOL YEAR:] What grade is {NAME} in? [If SUMMER:] What grade was {NAME} in during the 1994-95 school year?

			Frequency	% of total	% of valid
Valid	2	first or second grade	1	0%	0.06%
	3	third grade	1	0%	0.06%
	4	fourth grade	1	0%	0.06%
	5	fifth grade	6	0.03%	0.37%
	6	sixth grade	33	0.16%	2.05%
	7	seventh grade	190	0.92%	11.79%
	8	eighth grade	214	1.03%	13.28%
	9	ninth grade	257	1.24%	15.94%
	10	tenth grade	364	1.75%	22.58%
	11	eleventh grade	285	1.37%	17.68%
	12	twelfth grade	224	1.08%	13.9%
	13	beyond high school	36	0.17%	2.23%
		Total		1,612	7.77%
Missing	96	refused	4	0.02%	
	97	legitimate skip	19129	92.21%	
		Total	19,133	92.23%	

Valid	Invalid	Minimum	Maximum
1612	19133	2	13

### H1FF4E - S20Q3E FEMALE FRIEND5- SAMPLE SCHOOL-W1

Type	Code
Measurement Unit	numeric
H1FF4E	4E. 5th Female Friend: [If SCHOOL YEAR:] Does {NAME} go to your school? [If SUMMER:] Did {NAME} go to your school during the 1994-95 school year?

			Frequency	% of total	% of valid
--	--	--	-----------	------------	------------

Valid	0	no	318	1.53%	20.73%
	1	yes	1216	5.86%	79.27%
		Total	1,534	7.39%	100%
Missing	7	legitimate skip	19211	92.61%	
		Total	19,211	92.61%	

Valid	Invalid	Minimum	Maximum
1534	19211	0	1

### H1FF5E - S20Q4E FEMALE FRIEND5- SISTER SCHOOL-W1

Type	Code
Measurement Unit	numeric
H1FF5E	5E. 5th Female Friend: [If SCHOOL YEAR:] Does {NAME} go to {SISTER SCHOOL}? [If SUMMER:] Did {NAME} go to {SISTER SCHOOL} during the 1994-95 school year?

			Frequency	% of total	% of valid
Valid	0	no	177	0.85%	88.06%
	1	yes	24	0.12%	11.94%
		Total	201	0.97%	100%
Missing	7	legitimate skip	20543	99.03%	
	8	don't know	1	0%	
		Total	20,544	99.03%	

Valid	Invalid	Minimum	Maximum
201	20544	0	1

### H1FF6E - S20Q6E FEMALE FRIEND5-FRIENDS HOUSE-W1

Type	Code
Measurement Unit	numeric
H1FF6E	6E. 5th Female Friend: Did you go to {NAME}'s house during the past seven days?

			Frequency	% of total	% of valid
Valid	0	no	1370	6.6%	77.66%
	1	yes	394	1.9%	22.34%
		Total	1,764	8.5%	100%
Missing	6	refused	4	0.02%	
	7	legitimate skip	18977	91.48%	
		Total	18,981	91.5%	

Valid	Invalid	Minimum	Maximum
1764	18981	0	1

### H1FF7E - S20Q7E FEMALE FRIEND5-MEET AFTER SCHL-W1

Type	Code
Measurement Unit	numeric
H1FF7E	7E. 5th Female Friend: Did you meet {NAME} after school to hang out or go somewhere during the past seven days?

			Frequency	% of total	% of valid
Valid	0	no	1088	5.24%	61.71%
	1	yes	675	3.25%	38.29%
	Total		1,763	8.5%	100%
Missing	6	refused	5	0.02%	
	7	legitimate skip	18977	91.48%	
	Total		18,982	91.5%	

Valid	Invalid	Minimum	Maximum
1763	18982	0	1

### H1FF8E - S20Q8E FEMALE FRIEND5-TIME LAST WKEND-W1

Type	Code
Measurement Unit	numeric
H1FF8E	8E. 5th Female Friend: Did you spend time with {NAME} during the past weekend?

			Frequency	% of total	% of valid
Valid	0	no	1164	5.61%	66.02%
	1	yes	599	2.89%	33.98%
	Total		1,763	8.5%	100%
Missing	6	refused	5	0.02%	
	7	legitimate skip	18977	91.48%	
	Total		18,982	91.5%	

Valid	Invalid	Minimum	Maximum
1763	18982	0	1

### H1FF9E - S20Q9E FEMALE FRIEND5-DISCUSS A PROB-W1

Type	Code
Measurement Unit	numeric

H1FF9E	9E. 5th Female Friend: Did you talk to {NAME} about a problem during the past seven days?
--------	---

			Frequency	% of total	% of valid
Valid	0	no	1119	5.39%	63.47%
	1	yes	644	3.1%	36.53%
Total			1,763	8.5%	100%
Missing	6	refused	5	0.02%	
	7	legitimate skip	18977	91.48%	
Total			18,982	91.5%	

Valid	Invalid	Minimum	Maximum
1763	18982	0	1

### H1FF10E - S20Q10E FEMALE FRIENDS-TALK ON PHONE-W1

Type	Code
Measurement Unit	numeric
H1FF10E	10E. 5th Female Friend: Did you talk to {NAME} on the telephone during the past seven days?

			Frequency	% of total	% of valid
Valid	0	no	878	4.23%	49.8%
	1	yes	885	4.27%	50.2%
Total			1,763	8.5%	100%
Missing	6	refused	5	0.02%	
	7	legitimate skip	18977	91.48%	
Total			18,982	91.5%	

Valid	Invalid	Minimum	Maximum
1763	18982	0	1

### H1ID1A - S21Q1A GO OUT TOGETHER IN A GROUP-W1

Type	Code
Measurement Unit	numeric
H1ID1A	1A. Please imagine your ideal romantic relationship in the next year. Go through the deck of cards and reject any cards that describe things that would NOT happen in this perfect relationship: We would go out together in a group.

			Frequency	% of total	% of valid
--	--	--	-----------	------------	------------

Valid	1	card kept	17137	82.61%	84.17%
	2	card rejected	3222	15.53%	15.83%
		Total	20,359	98.14%	100%
Missing	6	refused	215	1.04%	
	8	don't know	151	0.73%	
	9	not applicable	20	0.1%	
		Total	386	1.86%	

Valid	Invalid	Minimum	Maximum
20359	386	1	2

### H1ID1B - S21Q1B MEET PARENTS OF PARTNER-W1

Type	Code
Measurement Unit	numeric
H1ID1B	1B. Please imagine your ideal romantic relationship in the next year. Go through the deck of cards and reject any cards that describe things that would NOT happen in this perfect relationship: I would meet my partner's parents.

			Frequency	% of total	% of valid
Valid	1	card kept	18129	87.39%	89.05%
	2	card rejected	2230	10.75%	10.95%
		Total	20,359	98.14%	100%
Missing	6	refused	215	1.04%	
	8	don't know	151	0.73%	
	9	not applicable	20	0.1%	
		Total	386	1.86%	

Valid	Invalid	Minimum	Maximum
20359	386	1	2

### H1ID1C - S21Q1C SAY WE ARE A COUPLE-W1

Type	Code
Measurement Unit	numeric
H1ID1C	1C. Please imagine your ideal romantic relationship in the next year. Go through the deck of cards and reject any cards that describe things that would NOT happen in this perfect relationship: I would tell other people that we were a couple.

			Frequency	% of total	% of valid
Valid	1	card kept	18575	89.54%	91.24%
	2	card rejected	1784	8.6%	8.76%

		Total	20,359	98.14%	100%
Missing	6	refused	215	1.04%	
	8	don't know	151	0.73%	
	9	not applicable	20	0.1%	
		Total	386	1.86%	

Valid	Invalid	Minimum	Maximum
20359	386	1	2

### H1ID1D - S21Q1D SEE LESS OF MY FRIENDS-W1

Type	Code
Measurement Unit	numeric
H1ID1D	1D. Please imagine your ideal romantic relationship in the next year. Go through the deck of cards and reject any cards that describe things that would NOT happen in this perfect relationship: I would see less of my other friends so I could spend more time with my partner.

			Frequency	% of total	% of valid
Valid	1	card kept	7978	38.46%	39.19%
	2	card rejected	12381	59.68%	60.81%
		Total	20,359	98.14%	100%
Missing	6	refused	215	1.04%	
	8	don't know	151	0.73%	
	9	not applicable	20	0.1%	
		Total	386	1.86%	

Valid	Invalid	Minimum	Maximum
20359	386	1	2

### H1ID1E - S21Q1E GO OUT TOGETHER ALONE-W1

Type	Code
Measurement Unit	numeric
H1ID1E	1E. Please imagine your ideal romantic relationship in the next year. Go through the deck of cards and reject any cards that describe things that would NOT happen in this perfect relationship: We would go out together alone.

			Frequency	% of total	% of valid
Valid	1	card kept	18306	88.24%	89.92%
	2	card rejected	2053	9.9%	10.08%
		Total	20,359	98.14%	100%

Missing	6	refused	215	1.04%	
	8	don't know	151	0.73%	
	9	not applicable	20	0.1%	
		Total	386	1.86%	

Valid	Invalid	Minimum	Maximum
20359	386	1	2

### H1ID1F - S21Q1F WE WOULD HOLD HANDS-W1

Type	Code
Measurement Unit	numeric
H1ID1F	1F. Please imagine your ideal romantic relationship in the next year. Go through the deck of cards and reject any cards that describe things that would NOT happen in this perfect relationship: We would hold hands.

			Frequency	% of total	% of valid
Valid	1	card kept	19321	93.14%	94.9%
	2	card rejected	1038	5%	5.1%
		Total	20,359	98.14%	100%
Missing	6	refused	215	1.04%	
	8	don't know	151	0.73%	
	9	not applicable	20	0.1%	
		Total	386	1.86%	

Valid	Invalid	Minimum	Maximum
20359	386	1	2

### H1ID1G - S21Q1G GIVE MY PARTNER A PRESENT-W1

Type	Code
Measurement Unit	numeric
H1ID1G	1G. Please imagine your ideal romantic relationship in the next year. Go through the deck of cards and reject any cards that describe things that would NOT happen in this perfect relationship: I would give my partner a present.

			Frequency	% of total	% of valid
Valid	1	card kept	18524	89.29%	90.99%
	2	card rejected	1835	8.85%	9.01%
		Total	20,359	98.14%	100%
Missing	6	refused	215	1.04%	
	8	don't know	151	0.73%	
	9	not applicable	20	0.1%	



		Total	386	1.86%	
--	--	-------	-----	-------	--

Valid	Invalid	Minimum	Maximum
20359	386	1	2

### H1ID1H - S21Q1H PARTNER GIVE ME A PRESENT-W1

Type	Code
Measurement Unit	numeric
H1ID1H	1H. Please imagine your ideal romantic relationship in the next year. Go through the deck of cards and reject any cards that describe things that would NOT happen in this perfect relationship: My partner would give me a present.

			Frequency	% of total	% of valid
Valid	1	card kept	18381	88.6%	90.28%
	2	card rejected	1978	9.53%	9.72%
		Total	20,359	98.14%	100%
Missing	6	refused	215	1.04%	
	8	don't know	151	0.73%	
	9	not applicable	20	0.1%	
		Total	386	1.86%	

Valid	Invalid	Minimum	Maximum
20359	386	1	2

### H1ID1I - S21Q1I TELL PARTNER I LOVE HIM/HER-W1

Type	Code
Measurement Unit	numeric
H1ID1I	1I. Please imagine your ideal romantic relationship in the next year. Go through the deck of cards and reject any cards that describe things that would NOT happen in this perfect relationship: I would tell my partner that I loved him or her.

			Frequency	% of total	% of valid
Valid	1	card kept	17858	86.08%	87.72%
	2	card rejected	2501	12.06%	12.28%
		Total	20,359	98.14%	100%
Missing	6	refused	215	1.04%	
	8	don't know	151	0.73%	
	9	not applicable	20	0.1%	
		Total	386	1.86%	

Valid	Invalid	Minimum	Maximum
20359	386	1	2

### H1ID1J - S21Q1J WOULD TELL ME HE/SHE LOVES ME-W1

Type	Code
Measurement Unit	numeric
H1ID1J	1J. Please imagine your ideal romantic relationship in the next year. Go through the deck of cards and reject any cards that describe things that would NOT happen in this perfect relationship: My partner would tell me that he or she loved me.

			Frequency	% of total	% of valid
Valid	1	card kept	18328	88.35%	90.02%
	2	card rejected	2031	9.79%	9.98%
	Total		20,359	98.14%	100%
Missing	6	refused	215	1.04%	
	8	don't know	151	0.73%	
	9	not applicable	20	0.1%	
	Total		386	1.86%	

Valid	Invalid	Minimum	Maximum
20359	386	1	2

### H1ID1K - S21Q1K THINK OF OURSELVES AS A COUPLE-W1

Type	Code
Measurement Unit	numeric
H1ID1K	1K. Please imagine your ideal romantic relationship in the next year. Go through the deck of cards and reject any cards that describe things that would NOT happen in this perfect relationship: We would think of ourselves as a couple.

			Frequency	% of total	% of valid
Valid	1	card kept	19280	92.94%	94.7%
	2	card rejected	1079	5.2%	5.3%
	Total		20,359	98.14%	100%
Missing	6	refused	215	1.04%	
	8	don't know	151	0.73%	
	9	not applicable	20	0.1%	
	Total		386	1.86%	

Valid	Invalid	Minimum	Maximum

20359	386	1	2
-------	-----	---	---

### H1ID1L - S21Q1L TALK ABOUT CONTRACEPTION/STDS-W1

Type	Code
Measurement Unit	numeric
H1ID1L	1L. Please imagine your ideal romantic relationship in the next year. Go through the deck of cards and reject any cards that describe things that would NOT happen in this perfect relationship: We would talk about contraception or sexually transmitted diseases.

			Frequency	% of total	% of valid
Valid	1	card kept	13345	64.33%	65.55%
	2	card rejected	7014	33.81%	34.45%
		Total	20,359	98.14%	100%
Missing	6	refused	215	1.04%	
	8	don't know	151	0.73%	
	9	not applicable	20	0.1%	
		Total	386	1.86%	

Valid	Invalid	Minimum	Maximum
20359	386	1	2

### H1ID1M - S21Q1M KISS-W1

Type	Code
Measurement Unit	numeric
H1ID1M	1M. Please imagine your ideal romantic relationship in the next year. Go through the deck of cards and reject any cards that describe things that would NOT happen in this perfect relationship: We would kiss.

			Frequency	% of total	% of valid
Valid	1	card kept	19005	91.61%	93.35%
	2	card rejected	1354	6.53%	6.65%
		Total	20,359	98.14%	100%
Missing	6	refused	215	1.04%	
	8	don't know	151	0.73%	
	9	not applicable	20	0.1%	
		Total	386	1.86%	

Valid	Invalid	Minimum	Maximum
20359	386	1	2

 H1ID1N - S21Q1N TOUCH EACH OTHER-W1

Type	Code
Measurement Unit	numeric
H1ID1N	1N. Please imagine your ideal romantic relationship in the next year. Go through the deck of cards and reject any cards that describe things that would NOT happen in this perfect relationship: We would touch each other under our clothing or with no clothes on.

			Frequency	% of total	% of valid
Valid	1	card kept	10917	52.62%	53.62%
	2	card rejected	9442	45.51%	46.38%
	Total		20,359	98.14%	100%
Missing	6	refused	215	1.04%	
	8	don't know	151	0.73%	
	9	not applicable	20	0.1%	
Total		386	1.86%		

Valid	Invalid	Minimum	Maximum
20359	386	1	2

 H1ID1O - S21Q1O HAVE SEX-W1

Type	Code
Measurement Unit	numeric
H1ID1O	1O. Please imagine your ideal romantic relationship in the next year. Go through the deck of cards and reject any cards that describe things that would NOT happen in this perfect relationship: We would have sex.

			Frequency	% of total	% of valid
Valid	1	card kept	9344	45.04%	45.9%
	2	card rejected	11015	53.1%	54.1%
	Total		20,359	98.14%	100%
Missing	6	refused	215	1.04%	
	8	don't know	151	0.73%	
	9	not applicable	20	0.1%	
Total		386	1.86%		

Valid	Invalid	Minimum	Maximum
20359	386	1	2

 H1ID1P - S21Q1P GET PREGNANT-W1

Type	Code
Measurement Unit	numeric
H1ID1P	1P. Please imagine your ideal romantic relationship in the next year. Go through the deck of cards and reject any cards that describe things that would NOT happen in this perfect relationship: My partner or I would get pregnant.

			Frequency	% of total	% of valid
Valid	1	card kept	2708	13.05%	13.3%
	2	card rejected	17651	85.09%	86.7%
	Total		20,359	98.14%	100%
Missing	6	refused	215	1.04%	
	8	don't know	151	0.73%	
	9	not applicable	20	0.1%	
	Total		386	1.86%	

Valid	Invalid	Minimum	Maximum
20359	386	1	2

 H1ID1Q - S21Q1Q GET MARRIED-W1

Type	Code
Measurement Unit	numeric
H1ID1Q	1Q. Please imagine your ideal romantic relationship in the next year. Go through the deck of cards and reject any cards that describe things that would NOT happen in this perfect relationship: We would get married.

			Frequency	% of total	% of valid
Valid	1	card kept	4987	24.04%	24.5%
	2	card rejected	15372	74.1%	75.5%
	Total		20,359	98.14%	100%
Missing	6	refused	215	1.04%	
	8	don't know	151	0.73%	
	9	not applicable	20	0.1%	
	Total		386	1.86%	

Valid	Invalid	Minimum	Maximum
20359	386	1	2

 H1ID1R - S21Q1R NO CARDS TAKEN OUT-W1

Type	Code
Measurement Unit	numeric
H1ID1R	1R. Please imagine your ideal romantic relationship in the next year. Go through the deck of cards and reject any cards that describe things that would NOT happen in this perfect relationship: No cards taken out, respondent would do all.

			Frequency	% of total	% of valid
Valid	1	at least 1 card rejected	20141	97.09%	98.93%
	2	NO cards rejected	218	1.05%	1.07%
		Total	20,359	98.14%	100%
Missing	6	refused	215	1.04%	
	8	don't know	151	0.73%	
	9	not applicable	20	0.1%	
		Total	386	1.86%	

Valid	Invalid	Minimum	Maximum
20359	386	1	2

### H1ID2\_1 - S21Q2\_1 FIRST EVENT-W1

Type	Code
Measurement Unit	numeric
H1ID2_1	2_1. Place the remaining cards in the order in which you think things should happen in your perfect relationship: Enter the first thing that would happen.

			Frequency	% of total	% of valid
--	--	--	-----------	------------	------------

Valid	1	we would go out together in a group	7776	37.48%	38.33%
	2	I would meet my partner's parents	3490	16.82%	17.2%
	3	I would tell other people that we are a couple	1161	5.6%	5.72%
	4	I would see less of my other friends so I could spend more time with my partner	432	2.08%	2.13%
	5	we would go out together alone	1545	7.45%	7.62%
	6	we would hold hands	1341	6.46%	6.61%
	7	I would give my partner a present	269	1.3%	1.33%
	8	my partner would give me a present	186	0.9%	0.92%
	9	I would tell my partner that I loved him or her	500	2.41%	2.46%
	10	my partner would tell me that he or she loved me	366	1.76%	1.8%
	11	we would think of ourselves as a couple	2335	11.26%	11.51%
	12	we would talk about contraception or sexually transmitted diseases	297	1.43%	1.46%
	13	we would kiss	339	1.63%	1.67%
	14	we would touch each other under our clothing or with no clothes on	83	0.4%	0.41%
	15	we would have sex	45	0.22%	0.22%
	16	my partner or I would get pregnant	40	0.19%	0.2%
	17	we would get married	80	0.39%	0.39%
		Total	20,285	97.78%	100%
Missing	96	refused	39	0.19%	
	97	legitimate skip	270	1.3%	
	98	don't know	136	0.66%	
	99	not applicable	15	0.07%	
		Total	460	2.22%	

Valid	Invalid	Minimum	Maximum
20285	460	1	17

 H1ID2\_2 - S21Q2\_2 SECOND EVENT-W1

Type	Code
Measurement Unit	numeric
H1ID2_2	2_2. Place the remaining cards in the order in which you think things should happen in your perfect relationship: Enter the next [second] thing that would happen.

			Frequency	% of total	% of valid
Valid	1	we would go out together in a group	1902	9.17%	9.39%
	2	I would meet my partner's parents	3007	14.5%	14.85%
	3	I would tell other people that we are a couple	2836	13.67%	14.01%
	4	I would see less of my other friends so I could spend more time with my partner	474	2.28%	2.34%
	5	we would go out together alone	3049	14.7%	15.06%
	6	we would hold hands	3110	14.99%	15.36%
	7	I would give my partner a present	536	2.58%	2.65%
	8	my partner would give me a present	379	1.83%	1.87%
	9	I would tell my partner that I loved him or her	600	2.89%	2.96%
	10	my partner would tell me that he or she loved me	659	3.18%	3.25%
	11	we would think of ourselves as a couple	2130	10.27%	10.52%
	12	we would talk about contraception or sexually transmitted diseases	306	1.48%	1.51%
	13	we would kiss	1003	4.83%	4.95%
	14	we would touch each other under our clothing or with no clothes on	93	0.45%	0.46%
	15	we would have sex	78	0.38%	0.39%
	16	my partner or I would get pregnant	33	0.16%	0.16%
	17	we would get married	54	0.26%	0.27%
	Total		20,249	97.61%	100%



Missing	96	refused	46	0.22%	
	97	legitimate skip	303	1.46%	
	98	don't know	133	0.64%	
	99	not applicable	14	0.07%	
		Total	496	2.39%	

Valid	Invalid	Minimum	Maximum
20249	496	1	17


### H1ID2\_3 - S21Q2\_3 THIRD EVENT-W1

Type	Code
Measurement Unit	numeric
H1ID2_3	2_3. Place the remaining cards in the order in which you think things should happen in your perfect relationship: Enter the next [third] thing that would happen.

	Frequency	% of total	% of valid
--	-----------	------------	------------

Valid	1	we would go out together in a group	1258	6.06%	6.22%
	2	I would meet my partner's parents	1796	8.66%	8.89%
	3	I would tell other people that we are a couple	3010	14.51%	14.89%
	4	I would see less of my other friends so I could spend more time with my partner	640	3.09%	3.17%
	5	we would go out together alone	2589	12.48%	12.81%
	6	we would hold hands	3787	18.26%	18.74%
	7	I would give my partner a present	722	3.48%	3.57%
	8	my partner would give me a present	604	2.91%	2.99%
	9	I would tell my partner that I loved him or her	694	3.35%	3.43%
	10	my partner would tell me that he or she loved me	644	3.1%	3.19%
	11	we would think of ourselves as a couple	2226	10.73%	11.01%
	12	we would talk about contraception or sexually transmitted diseases	288	1.39%	1.42%
	13	we would kiss	1627	7.84%	8.05%
	14	we would touch each other under our clothing or with no clothes on	122	0.59%	0.6%
	15	we would have sex	108	0.52%	0.53%
	16	my partner or I would get pregnant	34	0.16%	0.17%
	17	we would get married	62	0.3%	0.31%
		Total	20,211	97.43%	100%
Missing	96	refused	47	0.23%	
	97	legitimate skip	341	1.64%	
	98	don't know	134	0.65%	
	99	not applicable	12	0.06%	
		Total	534	2.57%	

Valid	Invalid	Minimum	Maximum
20211	534	1	17

 H1ID2\_4 - S21Q2\_4 FOURTH EVENT-W1

Type	Code
Measurement Unit	numeric
H1ID2_4	2_4. Place the remaining cards in the order in which you think things should happen in your perfect relationship: Enter the next [fourth] thing that would happen.

			Frequency	% of total	% of valid
Valid	1	we would go out together in a group	1129	5.44%	5.6%
	2	I would meet my partner's parents	1466	7.07%	7.27%
	3	I would tell other people that we are a couple	2320	11.18%	11.51%
	4	I would see less of my other friends so I could spend more time with my partner	804	3.88%	3.99%
	5	we would go out together alone	2419	11.66%	12%
	6	we would hold hands	3188	15.37%	15.81%
	7	I would give my partner a present	1058	5.1%	5.25%
	8	my partner would give me a present	862	4.16%	4.28%
	9	I would tell my partner that I loved him or her	798	3.85%	3.96%
	10	my partner would tell me that he or she loved me	831	4.01%	4.12%
	11	we would think of ourselves as a couple	2263	10.91%	11.23%
	12	we would talk about contraception or sexually transmitted diseases	341	1.64%	1.69%
	13	we would kiss	2283	11.01%	11.32%
	14	we would touch each other under our clothing or with no clothes on	175	0.84%	0.87%
	15	we would have sex	90	0.43%	0.45%
	16	my partner or I would get pregnant	60	0.29%	0.3%
	17	we would get married	73	0.35%	0.36%
	Total		20,160	97.18%	100%

Missing	96	refused	49	0.24%	
	97	legitimate skip	395	1.9%	
	98	don't know	131	0.63%	
	99	not applicable	10	0.05%	
		Total	585	2.82%	

Valid	Invalid	Minimum	Maximum
20160	585	1	17

 H1ID2\_5 - S21Q2\_5 FIFTH EVENT-W1

Type	Code
Measurement Unit	numeric
H1ID2_5	2_5. Place the remaining cards in the order in which you think things should happen in your perfect relationship: Enter the next [fifth] thing that would happen.

	Frequency	% of total	% of valid
--	-----------	------------	------------

Valid	1	we would go out together in a group	950	4.58%	4.74%
	2	I would meet my partner's parents	1476	7.11%	7.36%
	3	I would tell other people that we are a couple	2221	10.71%	11.08%
	4	I would see less of my other friends so I could spend more time with my partner	583	2.81%	2.91%
	5	we would go out together alone	2214	10.67%	11.04%
	6	we would hold hands	2732	13.17%	13.63%
	7	I would give my partner a present	1450	6.99%	7.23%
	8	my partner would give me a present	1220	5.88%	6.09%
	9	I would tell my partner that I loved him or her	1064	5.13%	5.31%
	10	my partner would tell me that he or she loved me	1006	4.85%	5.02%
	11	we would think of ourselves as a couple	2346	11.31%	11.7%
	12	we would talk about contraception or sexually transmitted diseases	355	1.71%	1.77%
	13	we would kiss	1985	9.57%	9.9%
	14	we would touch each other under our clothing or with no clothes on	212	1.02%	1.06%
	15	we would have sex	119	0.57%	0.59%
	16	my partner or I would get pregnant	52	0.25%	0.26%
	17	we would get married	64	0.31%	0.32%
		Total	20,049	96.64%	100%
Missing	96	refused	44	0.21%	
	97	legitimate skip	510	2.46%	
	98	don't know	131	0.63%	
	99	not applicable	11	0.05%	
		Total	696	3.36%	

Valid	Invalid	Minimum	Maximum
20049	696	1	17

 H1ID2\_6 - S21Q2\_6 SIXTH EVENT-W1

Type	Code
Measurement Unit	numeric
H1ID2_6	2_6. Place the remaining cards in the order in which you think things should happen in your perfect relationship: Enter the next [sixth] thing that would happen.

			Frequency	% of total	% of valid
Valid	1	we would go out together in a group	866	4.17%	4.35%
	2	I would meet my partner's parents	1271	6.13%	6.39%
	3	I would tell other people that we are a couple	2079	10.02%	10.45%
	4	I would see less of my other friends so I could spend more time with my partner	591	2.85%	2.97%
	5	we would go out together alone	1717	8.28%	8.63%
	6	we would hold hands	1996	9.62%	10.03%
	7	I would give my partner a present	2100	10.12%	10.55%
	8	my partner would give me a present	1768	8.52%	8.88%
	9	I would tell my partner that I loved him or her	1263	6.09%	6.35%
	10	my partner would tell me that he or she loved me	1244	6%	6.25%
	11	we would think of ourselves as a couple	1998	9.63%	10.04%
	12	we would talk about contraception or sexually transmitted diseases	445	2.15%	2.24%
	13	we would kiss	2045	9.86%	10.28%
	14	we would touch each other under our clothing or with no clothes on	227	1.09%	1.14%
	15	we would have sex	150	0.72%	0.75%
	16	my partner or I would get pregnant	71	0.34%	0.36%
	17	we would get married	69	0.33%	0.35%
	Total		19,900	95.93%	100%

Missing	96	refused	46	0.22%	
	97	legitimate skip	667	3.22%	
	98	don't know	123	0.59%	
	99	not applicable	9	0.04%	
		Total	845	4.07%	

Valid	Invalid	Minimum	Maximum
19900	845	1	17

 H1ID2\_7 - S21Q2\_7 SEVENTH EVENT-W1


Type	Code
Measurement Unit	numeric
H1ID2_7	2_7. Place the remaining cards in the order in which you think things should happen in your perfect relationship: Enter the next [seventh] thing that would happen.

	Frequency	% of total	% of valid
--	-----------	------------	------------

Valid	1	we would go out together in a group	752	3.62%	3.82%
	2	I would meet my partner's parents	1494	7.2%	7.59%
	3	I would tell other people that we are a couple	1602	7.72%	8.14%
	4	I would see less of my other friends so I could spend more time with my partner	652	3.14%	3.31%
	5	we would go out together alone	1318	6.35%	6.69%
	6	we would hold hands	1090	5.25%	5.54%
	7	I would give my partner a present	2518	12.14%	12.79%
	8	my partner would give me a present	2486	11.98%	12.63%
	9	I would tell my partner that I loved him or her	1600	7.71%	8.13%
	10	my partner would tell me that he or she loved me	1619	7.8%	8.22%
	11	we would think of ourselves as a couple	1486	7.16%	7.55%
	12	we would talk about contraception or sexually transmitted diseases	551	2.66%	2.8%
	13	we would kiss	1881	9.07%	9.55%
	14	we would touch each other under our clothing or with no clothes on	341	1.64%	1.73%
	15	we would have sex	159	0.77%	0.81%
	16	my partner or I would get pregnant	55	0.27%	0.28%
	17	we would get married	85	0.41%	0.43%
		Total	19,689	94.91%	100%
Missing	96	refused	49	0.24%	
	97	legitimate skip	873	4.21%	
	98	don't know	127	0.61%	
	99	not applicable	7	0.03%	
		Total	1,056	5.09%	

Valid	Invalid	Minimum	Maximum
19689	1056	1	17



 H1ID2\_8 - S21Q2\_8 EIGHTH EVENT-W1

Type	Code
Measurement Unit	numeric
H1ID2_8	2_8. Place the remaining cards in the order in which you think things should happen in your perfect relationship: Enter the next [eighth] thing that would happen.

			Frequency	% of total	% of valid
Valid	1	we would go out together in a group	564	2.72%	2.91%
	2	I would meet my partner's parents	883	4.26%	4.56%
	3	I would tell other people that we are a couple	1045	5.04%	5.4%
	4	I would see less of my other friends so I could spend more time with my partner	693	3.34%	3.58%
	5	we would go out together alone	961	4.63%	4.97%
	6	we would hold hands	732	3.53%	3.78%
	7	I would give my partner a present	2747	13.24%	14.2%
	8	my partner would give me a present	3141	15.14%	16.23%
	9	I would tell my partner that I loved him or her	2122	10.23%	10.97%
	10	my partner would tell me that he or she loved me	2149	10.36%	11.11%
	11	we would think of ourselves as a couple	1215	5.86%	6.28%
	12	we would talk about contraception or sexually transmitted diseases	823	3.97%	4.25%
	13	we would kiss	1501	7.24%	7.76%
	14	we would touch each other under our clothing or with no clothes on	447	2.15%	2.31%
	15	we would have sex	179	0.86%	0.93%
	16	my partner or I would get pregnant	75	0.36%	0.39%
	17	we would get married	72	0.35%	0.37%
	Total		19,349	93.27%	100%

Missing	96	refused	46	0.22%	
	97	legitimate skip	1218	5.87%	
	98	don't know	125	0.6%	
	99	not applicable	7	0.03%	
		Total	1,396	6.73%	

Valid	Invalid	Minimum	Maximum
19349	1396	1	17


 H1ID2\_9 - S21Q2\_9 NINTH EVENT-W1

Type	Code
Measurement Unit	numeric
H1ID2_9	2_9. Place the remaining cards in the order in which you think things should happen in your perfect relationship: Enter the next [ninth] thing that would happen.

	Frequency	% of total	% of valid
--	-----------	------------	------------

Valid	1	we would go out together in a group	530	2.55%	2.82%
	2	I would meet my partner's parents	953	4.59%	5.06%
	3	I would tell other people that we are a couple	799	3.85%	4.25%
	4	I would see less of my other friends so I could spend more time with my partner	527	2.54%	2.8%
	5	we would go out together alone	839	4.04%	4.46%
	6	we would hold hands	512	2.47%	2.72%
	7	I would give my partner a present	2575	12.41%	13.68%
	8	my partner would give me a present	2649	12.77%	14.08%
	9	I would tell my partner that I loved him or her	2414	11.64%	12.83%
	10	my partner would tell me that he or she loved me	2491	12.01%	13.24%
	11	we would think of ourselves as a couple	1082	5.22%	5.75%
	12	we would talk about contraception or sexually transmitted diseases	917	4.42%	4.87%
	13	we would kiss	1543	7.44%	8.2%
	14	we would touch each other under our clothing or with no clothes on	540	2.6%	2.87%
	15	we would have sex	271	1.31%	1.44%
	16	my partner or I would get pregnant	75	0.36%	0.4%
	17	we would get married	103	0.5%	0.55%
		Total	18,820	90.72%	100%
Missing	96	refused	54	0.26%	
	97	legitimate skip	1745	8.41%	
	98	don't know	120	0.58%	
	99	not applicable	6	0.03%	
		Total	1,925	9.28%	

Valid	Invalid	Minimum	Maximum
18820	1925	1	17

 H1ID2\_10 - S21Q2\_10 TENTH EVENT-W1

Type	Code
Measurement Unit	numeric
H1ID2_10	2_10. Place the remaining cards in the order in which you think things should happen in your perfect relationship: Enter the next [tenth] thing that would happen.

			Frequency	% of total	% of valid
Valid	1	we would go out together in a group	441	2.13%	2.45%
	2	I would meet my partner's parents	633	3.05%	3.52%
	3	I would tell other people that we are a couple	605	2.92%	3.36%
	4	I would see less of my other friends so I could spend more time with my partner	597	2.88%	3.32%
	5	we would go out together alone	658	3.17%	3.66%
	6	we would hold hands	378	1.82%	2.1%
	7	I would give my partner a present	1996	9.62%	11.1%
	8	my partner would give me a present	2049	9.88%	11.39%
	9	I would tell my partner that I loved him or her	2422	11.68%	13.47%
	10	my partner would tell me that he or she loved me	3070	14.8%	17.07%
	11	we would think of ourselves as a couple	974	4.7%	5.42%
	12	we would talk about contraception or sexually transmitted diseases	1380	6.65%	7.67%
	13	we would kiss	1326	6.39%	7.37%
	14	we would touch each other under our clothing or with no clothes on	833	4.02%	4.63%
	15	we would have sex	390	1.88%	2.17%
	16	my partner or I would get pregnant	64	0.31%	0.36%
	17	we would get married	168	0.81%	0.93%
	Total		17,984	86.69%	100%

Missing	96	refused	53	0.26%	
	97	legitimate skip	2587	12.47%	
	98	don't know	114	0.55%	
	99	not applicable	7	0.03%	
		Total	2,761	13.31%	

Valid	Invalid	Minimum	Maximum
17984	2761	1	17


### H1ID2\_11 - S21Q2\_11 ELEVENTH EVENT-W1

Type	Code
Measurement Unit	numeric
H1ID2_11	2_11. Place the remaining cards in the order in which you think things should happen in your perfect relationship: Enter the next [eleventh] thing that would happen.

	Frequency	% of total	% of valid
--	-----------	------------	------------

Valid	1	we would go out together in a group	411	1.98%	2.46%
	2	I would meet my partner's parents	788	3.8%	4.72%
	3	I would tell other people that we are a couple	433	2.09%	2.59%
	4	I would see less of my other friends so I could spend more time with my partner	492	2.37%	2.95%
	5	we would go out together alone	538	2.59%	3.22%
	6	we would hold hands	233	1.12%	1.4%
	7	I would give my partner a present	1357	6.54%	8.13%
	8	my partner would give me a present	1563	7.53%	9.37%
	9	I would tell my partner that I loved him or her	2322	11.19%	13.92%
	10	my partner would tell me that he or she loved me	2362	11.39%	14.15%
	11	we would think of ourselves as a couple	723	3.49%	4.33%
	12	we would talk about contraception or sexually transmitted diseases	1716	8.27%	10.28%
	13	we would kiss	1668	8.04%	10%
	14	we would touch each other under our clothing or with no clothes on	1096	5.28%	6.57%
	15	we would have sex	583	2.81%	3.49%
	16	my partner or I would get pregnant	115	0.55%	0.69%
	17	we would get married	287	1.38%	1.72%
		Total	16,687	80.44%	100%
Missing	96	refused	56	0.27%	
	97	legitimate skip	3885	18.73%	
	98	don't know	109	0.53%	
	99	not applicable	8	0.04%	
		Total	4,058	19.56%	

Valid	Invalid	Minimum	Maximum
16687	4058	1	17

 H1ID2\_12 - S21Q2\_12 TWELFTH EVENT-W1

Type	Code
Measurement Unit	numeric
H1ID2_12	2_12. Place the remaining cards in the order in which you think things should happen in your perfect relationship: Enter the next [twelfth] thing that would happen.

			Frequency	% of total	% of valid
Valid	1	we would go out together in a group	270	1.3%	1.91%
	2	I would meet my partner's parents	430	2.07%	3.04%
	3	I would tell other people that we are a couple	253	1.22%	1.79%
	4	I would see less of my other friends so I could spend more time with my partner	653	3.15%	4.61%
	5	we would go out together alone	279	1.34%	1.97%
	6	we would hold hands	104	0.5%	0.73%
	7	I would give my partner a present	649	3.13%	4.58%
	8	my partner would give me a present	811	3.91%	5.73%
	9	I would tell my partner that I loved him or her	1204	5.8%	8.51%
	10	my partner would tell me that he or she loved me	1160	5.59%	8.19%
	11	we would think of ourselves as a couple	267	1.29%	1.89%
	12	we would talk about contraception or sexually transmitted diseases	3238	15.61%	22.87%
	13	we would kiss	1218	5.87%	8.6%
	14	we would touch each other under our clothing or with no clothes on	1937	9.34%	13.68%
	15	we would have sex	919	4.43%	6.49%
	16	my partner or I would get pregnant	150	0.72%	1.06%
	17	we would get married	614	2.96%	4.34%
	Total		14,156	68.24%	100%

Missing	96	refused	59	0.28%	
	97	legitimate skip	6413	30.91%	
	98	don't know	111	0.54%	
	99	not applicable	6	0.03%	
		Total	6,589	31.76%	

Valid	Invalid	Minimum	Maximum
14156	6589	1	17

### H1ID2\_13 - S21Q2\_13 THIRTEENTH EVENT-W1

Type	Code
Measurement Unit	numeric
H1ID2_13	2_13. Place the remaining cards in the order in which you think things should happen in your perfect relationship: Enter the next [thirteenth] thing that would happen.

	Frequency	% of total	% of valid
--	-----------	------------	------------



Valid	1	we would go out together in a group	136	0.66%	1.26%
	2	I would meet my partner's parents	211	1.02%	1.95%
	3	I would tell other people that we are a couple	117	0.56%	1.08%
	4	I would see less of my other friends so I could spend more time with my partner	394	1.9%	3.65%
	5	we would go out together alone	124	0.6%	1.15%
	6	we would hold hands	65	0.31%	0.6%
	7	I would give my partner a present	302	1.46%	2.8%
	8	my partner would give me a present	345	1.66%	3.2%
	9	I would tell my partner that I loved him or her	528	2.55%	4.89%
	10	my partner would tell me that he or she loved me	469	2.26%	4.34%
	11	we would think of ourselves as a couple	130	0.63%	1.2%
	12	we would talk about contraception or sexually transmitted diseases	1969	9.49%	18.23%
	13	we would kiss	456	2.2%	4.22%
	14	we would touch each other under our clothing or with no clothes on	3027	14.59%	28.03%
	15	we would have sex	1436	6.92%	13.3%
	16	my partner or I would get pregnant	213	1.03%	1.97%
	17	we would get married	876	4.22%	8.11%
		Total	10,798	52.05%	100%
Missing	96	refused	57	0.27%	
	97	legitimate skip	9774	47.11%	
	98	don't know	110	0.53%	
	99	not applicable	6	0.03%	
		Total	9,947	47.95%	

Valid	Invalid	Minimum	Maximum
10798	9947	1	17

 H1ID2\_14 - S21Q2\_14 FOURTEENTH EVENT-W1

Type	Code
Measurement Unit	numeric
H1ID2_14	2_14. Place the remaining cards in the order in which you think things should happen in your perfect relationship: Enter the next [fourteenth] thing that would happen.

			Frequency	% of total	% of valid
Valid	1	we would go out together in a group	107	0.52%	1.42%
	2	I would meet my partner's parents	162	0.78%	2.14%
	3	I would tell other people that we are a couple	77	0.37%	1.02%
	4	I would see less of my other friends so I could spend more time with my partner	185	0.89%	2.45%
	5	we would go out together alone	47	0.23%	0.62%
	6	we would hold hands	39	0.19%	0.52%
	7	I would give my partner a present	160	0.77%	2.12%
	8	my partner would give me a present	203	0.98%	2.69%
	9	I would tell my partner that I loved him or her	227	1.09%	3%
	10	my partner would tell me that he or she loved me	188	0.91%	2.49%
	11	we would think of ourselves as a couple	53	0.26%	0.7%
	12	we would talk about contraception or sexually transmitted diseases	545	2.63%	7.21%
	13	we would kiss	74	0.36%	0.98%
	14	we would touch each other under our clothing or with no clothes on	1494	7.2%	19.76%
	15	we would have sex	2844	13.71%	37.62%
	16	my partner or I would get pregnant	371	1.79%	4.91%
	17	we would get married	783	3.77%	10.36%
	Total		7,559	36.44%	100%

Missing	96	refused	50	0.24%	
	97	legitimate skip	13030	62.81%	
	98	don't know	100	0.48%	
	99	not applicable	6	0.03%	
		Total	13,186	63.56%	

Valid	Invalid	Minimum	Maximum
7559	13186	1	17


### H1ID2\_15 - S21Q2\_15 FIFTEENTH EVENT-W1

Type	Code
Measurement Unit	numeric
H1ID2_15	2_15. Place the remaining cards in the order in which you think things should happen in your perfect relationship: Enter the next [fifteenth] thing that would happen.

	Frequency	% of total	% of valid
--	-----------	------------	------------

Valid	1	we would go out together in a group	60	0.29%	1.43%
	2	I would meet my partner's parents	82	0.4%	1.96%
	3	I would tell other people that we are a couple	42	0.2%	1%
	4	I would see less of my other friends so I could spend more time with my partner	189	0.91%	4.52%
	5	we would go out together alone	23	0.11%	0.55%
	6	we would hold hands	24	0.12%	0.57%
	7	I would give my partner a present	84	0.4%	2.01%
	8	my partner would give me a present	88	0.42%	2.1%
	9	I would tell my partner that I loved him or her	75	0.36%	1.79%
	10	my partner would tell me that he or she loved me	63	0.3%	1.51%
	11	we would think of ourselves as a couple	39	0.19%	0.93%
	12	we would talk about contraception or sexually transmitted diseases	110	0.53%	2.63%
	13	we would kiss	33	0.16%	0.79%
	14	we would touch each other under our clothing or with no clothes on	188	0.91%	4.49%
	15	we would have sex	1700	8.19%	40.62%
	16	my partner or I would get pregnant	535	2.58%	12.78%
	17	we would get married	850	4.1%	20.31%
		Total	4,185	20.17%	100%
Missing	96	refused	39	0.19%	
	97	legitimate skip	16409	79.1%	
	98	don't know	105	0.51%	
	99	not applicable	7	0.03%	
		Total	16,560	79.83%	

Valid	Invalid	Minimum	Maximum
4185	16560	1	17

 H1ID2\_16 - S21Q2\_16 SIXTEENTH EVENT-W1

Type	Code
Measurement Unit	numeric
H1ID2_16	2_16. Place the remaining cards in the order in which you think things should happen in your perfect relationship: Enter the next [sixteenth] thing that would happen.

			Frequency	% of total	% of valid
Valid	1	we would go out together in a group	27	0.13%	1.55%
	2	I would meet my partner's parents	26	0.13%	1.49%
	3	I would tell other people that we are a couple	8	0.04%	0.46%
	4	I would see less of my other friends so I could spend more time with my partner	64	0.31%	3.67%
	5	we would go out together alone	9	0.04%	0.52%
	6	we would hold hands	17	0.08%	0.97%
	7	I would give my partner a present	23	0.11%	1.32%
	8	my partner would give me a present	34	0.16%	1.95%
	9	I would tell my partner that I loved him or her	29	0.14%	1.66%
	10	my partner would tell me that he or she loved me	8	0.04%	0.46%
	11	we would think of ourselves as a couple	21	0.1%	1.2%
	12	we would talk about contraception or sexually transmitted diseases	41	0.2%	2.35%
	13	we would kiss	18	0.09%	1.03%
	14	we would touch each other under our clothing or with no clothes on	49	0.24%	2.81%
	15	we would have sex	208	1%	11.92%
	16	my partner or I would get pregnant	565	2.72%	32.38%
	17	we would get married	598	2.88%	34.27%
	Total	1,745	8.41%	100%	

Missing	96	refused	41	0.2%	
	97	legitimate skip	18863	90.93%	
	98	don't know	91	0.44%	
	99	not applicable	5	0.02%	
		Total	19,000	91.59%	

Valid	Invalid	Minimum	Maximum
1745	19000	1	17

### H1ID2\_17 - S21Q2\_17 SEVENTEENTH EVENT-W1

Type	Code
Measurement Unit	numeric
H1ID2_17	2_17. Place the remaining cards in the order in which you think things should happen in your perfect relationship: Enter the next [seventeenth] thing that would happen.

	Frequency	% of total	% of valid
--	-----------	------------	------------

Valid	1	we would go out together in a group	2	0.01%	0.72%
	2	I would meet my partner's parents	2	0.01%	0.72%
	3	I would tell other people that we are a couple	2	0.01%	0.72%
	4	I would see less of my other friends so I could spend more time with my partner	17	0.08%	6.12%
	5	we would go out together alone	4	0.02%	1.44%
	6	we would hold hands	1	0%	0.36%
	7	I would give my partner a present	4	0.02%	1.44%
	8	my partner would give me a present	8	0.04%	2.88%
	9	I would tell my partner that I loved him or her	6	0.03%	2.16%
	10	my partner would tell me that he or she loved me	4	0.02%	1.44%
	11	we would think of ourselves as a couple	1	0%	0.36%
	12	we would talk about contraception or sexually transmitted diseases	6	0.03%	2.16%
	13	we would kiss	6	0.03%	2.16%
	14	we would touch each other under our clothing or with no clothes on	7	0.03%	2.52%
	15	we would have sex	9	0.04%	3.24%
	16	my partner or I would get pregnant	116	0.56%	41.73%
	17	we would get married	83	0.4%	29.86%
		Total	278	1.34%	100%
Missing	96	refused	21	0.1%	
	97	legitimate skip	20356	98.12%	
	98	don't know	87	0.42%	
	99	not applicable	3	0.01%	
		Total	20,467	98.66%	

Valid	Invalid	Minimum	Maximum
278	20467	1	17

 H1ID5 - S21Q5 TAKEN PLEDGE TO REMAIN VIRGIN-W1

Type	Code
Measurement Unit	numeric
H1ID5	5. Have you taken a public or written pledge to remain a virgin until marriage?

			Frequency	% of total	% of valid
Valid	0	no	17820	85.9%	87.08%
	1	yes	2645	12.75%	12.92%
		Total	20,465	98.65%	100%
Missing	6	refused	82	0.4%	
	7	legitimate skip	75	0.36%	
	8	don't know	120	0.58%	
	9	not applicable	3	0.01%	
		Total	280	1.35%	

Valid	Invalid	Minimum	Maximum
20465	280	0	1

 H1ID6 - S21Q6 WOULD LIKE ROMANCE IN NEXT YEAR-W1

Type	Code
Measurement Unit	numeric
H1ID6	6. How much would you like to have a romantic relationship in the next year?

			Frequency	% of total	% of valid
Valid	1	not at all	1223	5.9%	5.98%
	2	very little	2420	11.67%	11.82%
	3	somewhat	6688	32.24%	32.68%
	4	quite a bit	5156	24.85%	25.19%
	5	very much	4979	24%	24.33%
		Total	20,466	98.66%	100%
Missing	6	refused	83	0.4%	
	7	legitimate skip	75	0.36%	
	8	don't know	114	0.55%	
	9	not applicable	7	0.03%	
		Total	279	1.34%	

Valid	Invalid	Minimum	Maximum
20466	279	1	5



 H1RR1 - S22Q1 DID YOU HAVE A ROMANCE-W1

Type	Code
Measurement Unit	numeric
H1RR1	1. In the last 18 months--since {MONTH, YEAR}--have you had a special romantic relationship with anyone?

			Frequency	% of total	% of valid
Valid	0	no	9146	44.09%	44.37%
	1	yes	11465	55.27%	55.63%
Total			20,611	99.35%	100%
Missing	6	refused	86	0.41%	
	8	don't know	45	0.22%	
	9	not applicable	3	0.01%	
Total			134	0.65%	

Valid	Invalid	Minimum	Maximum
20611	134	0	1

 RR\_FLAG - FLAG-NO DATA FOR ROMANTIC RELATIONSHIPS

Type	Code
Measurement Unit	numeric
RR_FLAG	A flag indicating respondents who answered "yes" to Q1 below but who do NOT have data for any romantic relationships in S25 due to a programming error.

			Frequency	% of total	% of valid
Valid	0	skips followed correctly	20685	99.71%	99.71%
	1	skips NOT followed correctly	60	0.29%	0.29%
Total			20,745	100%	100%

Valid	Invalid	Minimum	Maximum
20745	0	0	1

 H1LR1 - S23Q1 HOLD HAND W/ NONFAMILY MEMBER-W1

Type	Code
Measurement Unit	numeric
H1LR1	1. In the last 18 months, did you ever hold hands with someone who was not a member of your family?

			Frequency	% of total	% of valid
Valid	0	no	3824	18.43%	41.76%
	1	yes	5332	25.7%	58.24%
		Total	9,156	44.14%	100%
Missing	6	refused	79	0.38%	
	7	legitimate skip	11465	55.27%	
	8	don't know	42	0.2%	
	9	not applicable	3	0.01%	
		Total	11,589	55.86%	

Valid	Invalid	Minimum	Maximum
9156	11589	0	1

### H1LR2 - S23Q2 KISS NONFAMILY MEMBER-W1

Type	Code
Measurement Unit	numeric
H1LR2	2. In the last 18 months, did you ever kiss someone on the mouth who was not a member of your family?

			Frequency	% of total	% of valid
Valid	0	no	1925	9.28%	36.08%
	1	yes	3411	16.44%	63.92%
		Total	5,336	25.72%	100%
Missing	6	refused	80	0.39%	
	7	legitimate skip	15289	73.7%	
	8	don't know	37	0.18%	
	9	not applicable	3	0.01%	
		Total	15,409	74.28%	

Valid	Invalid	Minimum	Maximum
5336	15409	0	1

### H1LR3 - S23Q3 TELL LOVE NONFAMILY MEMBER-W1

Type	Code
Measurement Unit	numeric
H1LR3	3. In the last 18 months, did you ever tell someone who was not a member of your family that you liked or loved them?

			Frequency	% of total	% of valid
Valid	0	no	946	4.56%	27.7%
	1	yes	2469	11.9%	72.3%

		Total	3,415	16.46%	100%
Missing	6	refused	75	0.36%	
	7	legitimate skip	17214	82.98%	
	8	don't know	38	0.18%	
	9	not applicable	3	0.01%	
		Total	17,330	83.54%	

Valid	Invalid	Minimum	Maximum
3415	17330	0	1

### 

Type	Code
Measurement Unit	numeric
H1LR4	4. Did you do these things with the same person?

			Frequency	% of total	% of valid
Valid	0	no	488	2.35%	19.79%
	1	yes	1978	9.53%	80.21%
		Total	2,466	11.89%	100%
Missing	6	refused	79	0.38%	
	7	legitimate skip	18160	87.54%	
	8	don't know	38	0.18%	
	9	not applicable	2	0.01%	
		Total	18,279	88.11%	

Valid	Invalid	Minimum	Maximum
2466	18279	0	1

### 

Type	Code
Measurement Unit	numeric
H1CO1	1. Have you ever had sexual intercourse? When we say sexual intercourse, we mean when a male inserts his penis into a female's vagina.

			Frequency	% of total	% of valid
Valid	0	no	12225	58.93%	59.64%
	1	yes	8274	39.88%	40.36%
		Total	20,499	98.81%	100%

Missing	6	refused	159	0.77%	
	8	don't know	82	0.4%	
	9	not applicable	5	0.02%	
		Total	246	1.19%	

Valid	Invalid	Minimum	Maximum
20499	246	0	1

### 

Type	Code
Measurement Unit	numeric
H1CO2M	2M. In what month [and year] did you have sexual intercourse for the very first time?

			Frequency	% of total	% of valid
Valid	1	January	564	2.72%	7.33%
	2	February	616	2.97%	8.01%
	3	March	699	3.37%	9.09%
	4	April	735	3.54%	9.55%
	5	May	811	3.91%	10.54%
	6	June	1056	5.09%	13.72%
	7	July	718	3.46%	9.33%
	8	August	565	2.72%	7.34%
	9	September	474	2.28%	6.16%
	10	October	464	2.24%	6.03%
	11	November	447	2.15%	5.81%
	12	December	545	2.63%	7.08%
		Total	7,694	37.09%	100%
Missing	.	missing	3	0.01%	
	96	refused	157	0.76%	
	97	legitimate skip	12471	60.12%	
	98	don't know	412	1.99%	
	99	not applicable	8	0.04%	
		Total	13,051	62.91%	

Valid	Invalid	Minimum	Maximum
7694	13051	1	12

### 

Type	Code
Measurement Unit	numeric

H1CO2Y	2Y. In what [month and] year did you have sexual intercourse for the very first time?
--------	---

			Frequency	% of total	% of valid
Valid	77	1976 - 1977	12	0.06%	0.16%
	79	1978 - 1979	12	0.06%	0.16%
	81	1980 - 1981	12	0.06%	0.16%
	83	1982 - 1983	20	0.1%	0.26%
	84	1984	20	0.1%	0.26%
	85	1985	43	0.21%	0.56%
	86	1986	40	0.19%	0.52%
	87	1987	46	0.22%	0.6%
	88	1988	78	0.38%	1.01%
	89	1989	260	1.25%	3.37%
	90	1990	505	2.43%	6.54%
	91	1991	480	2.31%	6.22%
	92	1992	904	4.36%	11.71%
	93	1993	1627	7.84%	21.08%
	94	1994	2234	10.77%	28.94%
	95	1995	1426	6.87%	18.47%
		Total	7,719	37.21%	100%
Missing	.	missing	3	0.01%	
	96	refused	157	0.76%	
	97	legitimate skip	12471	60.12%	
	98	don't know	388	1.87%	
	99	not applicable	7	0.03%	
		Total	13,026	62.79%	

Valid	Invalid	Minimum	Maximum
7719	13026	77	95

### H1CO3 - S24Q3 FIRST TIME SEX-USE BIRTHCONTROL-W1

Type	Code
Measurement Unit	numeric
H1CO3	3. Did you or your partner use any method of birth control the first time you had sexual intercourse?

			Frequency	% of total	% of valid
Valid	0	no	2976	14.35%	36.24%
	1	yes	5237	25.24%	63.76%
		Total	8,213	39.59%	100%

Missing	6	refused	43	0.21%	
	7	legitimate skip	12471	60.12%	
	8	don't know	17	0.08%	
	9	not applicable	1	0%	
		Total	12,532	60.41%	

Valid	Invalid	Minimum	Maximum
8213	12532	0	1

### 

Type	Code
Measurement Unit	numeric
H1CO4A	4A. What method of birth control did you or your partner use the first time you had sexual intercourse?

			Frequency	% of total	% of valid
Valid	1	condoms (rubbers)	4657	22.45%	89.27%
	2	withdrawal	124	0.6%	2.38%
	3	rhythm (safe time)	12	0.06%	0.23%
	4	birth control pills	155	0.75%	2.97%
	5	vaginal sponge	8	0.04%	0.15%
	6	foam, jelly, creme, suppositories	6	0.03%	0.12%
	7	diaphragm, with or without jelly	2	0.01%	0.04%
	8	IUD (intrauterine device)	2	0.01%	0.04%
	9	Norplant	8	0.04%	0.15%
	10	ring	38	0.18%	0.73%
	11	Depo Provera	119	0.57%	2.28%
	12	contraceptive film	45	0.22%	0.86%
	13	some other method	41	0.2%	0.79%
		Total	5,217	25.15%	100%
Missing	96	refused	9	0.04%	
	97	legitimate skip	15508	74.76%	
	98	don't know	10	0.05%	
	99	not applicable	1	0%	
		Total	15,528	74.85%	

Valid	Invalid	Minimum	Maximum
5217	15528	1	13

### 

Type	Code
------	------

Measurement Unit	numeric
H1CO4B	4B. What other method of birth control did you or your partner use the first time you had sexual intercourse?

			Frequency	% of total	% of valid
Valid	1	condoms (rubbers)	715	3.45%	13.89%
	2	withdrawal	622	3%	12.08%
	3	rhythm (safe time)	107	0.52%	2.08%
	4	birth control pills	716	3.45%	13.91%
	5	vaginal sponge	28	0.13%	0.54%
	6	foam, jelly, creme, suppositories	84	0.4%	1.63%
	7	diaphragm, with or without jelly	13	0.06%	0.25%
	8	IUD (intrauterine device)	4	0.02%	0.08%
	9	Norplant	14	0.07%	0.27%
	10	ring	19	0.09%	0.37%
	11	Depo Provera	99	0.48%	1.92%
	12	contraceptive film	36	0.17%	0.7%
	13	some other method	35	0.17%	0.68%
	14	no other method	2655	12.8%	51.58%
	Total	5,147	24.81%	100%	
Missing	96	refused	32	0.15%	
	97	legitimate skip	15527	74.85%	
	98	don't know	36	0.17%	
	99	not applicable	3	0.01%	
	Total	15,598	75.19%		

Valid	Invalid	Minimum	Maximum
5147	15598	1	14

### 

Type	Code
Measurement Unit	numeric
H1CO4C	4C. What other method of birth control did you or your partner use the first time you had sexual intercourse?

	Frequency	% of total	% of valid
--	-----------	------------	------------

Valid	1	condoms (rubbers)	174	0.84%	7.23%
	2	withdrawal	163	0.79%	6.77%
	3	rhythm (safe time)	91	0.44%	3.78%
	4	birth control pills	208	1%	8.65%
	5	vaginal sponge	21	0.1%	0.87%
	6	foam, jelly, creme, suppositories	59	0.28%	2.45%
	7	diaphragm, with or without jelly	19	0.09%	0.79%
	8	IUD (intrauterine device)	3	0.01%	0.12%
	9	Norplant	13	0.06%	0.54%
	10	ring	10	0.05%	0.42%
	11	Depo Provera	34	0.16%	1.41%
	12	contraceptive film	20	0.1%	0.83%
	13	some other method	41	0.2%	1.7%
	14	no other method	1550	7.47%	64.42%
	Total	2,406	11.6%	100%	
Missing	.	missing	1	0%	
	96	refused	48	0.23%	
	97	legitimate skip	18250	87.97%	
	98	don't know	38	0.18%	
	99	not applicable	2	0.01%	
	Total	18,339	88.4%		

Valid	Invalid	Minimum	Maximum
2406	18339	1	14

### 

Type	Code
Measurement Unit	numeric
H1CO5M	5M. In what month [and year] did you have sexual intercourse most recently?

	Frequency	% of total	% of valid
--	-----------	------------	------------



Valid	1	January	319	1.54%	4.17%
	2	February	352	1.7%	4.6%
	3	March	487	2.35%	6.36%
	4	April	762	3.67%	9.95%
	5	May	1394	6.72%	18.2%
	6	June	1493	7.2%	19.49%
	7	July	1071	5.16%	13.98%
	8	August	767	3.7%	10.01%
	9	September	394	1.9%	5.14%
	10	October	197	0.95%	2.57%
	11	November	172	0.83%	2.25%
	12	December	251	1.21%	3.28%
		Total	7,659	36.92%	100%
Missing	.	missing	19	0.09%	
	96	refused	218	1.05%	
	97	legitimate skip	12471	60.12%	
	98	don't know	369	1.78%	
	99	not applicable	9	0.04%	
		Total	13,086	63.08%	

Valid	Invalid	Minimum	Maximum
7659	13086	1	12

### H1CO5Y - S24Q5Y MOST RECENT SEX-YEAR-W1

Type	Code
Measurement Unit	numeric
H1CO5Y	5Y. In what [month and] year did you have sexual intercourse most recently?

			Frequency	% of total	% of valid
Valid	80	1976 - 1980	10	0.05%	0.13%
	86	1981 - 1986	15	0.07%	0.2%
	88	1987 - 1988	14	0.07%	0.18%
	89	1989	26	0.13%	0.34%
	90	1990	65	0.31%	0.85%
	91	1991	44	0.21%	0.57%
	92	1992	104	0.5%	1.36%
	93	1993	300	1.45%	3.92%
	94	1994	1290	6.22%	16.84%
	95	1995	5793	27.92%	75.62%
		Total	7,661	36.93%	100%

Missing	.	missing	21	0.1%	
	96	refused	222	1.07%	
	97	legitimate skip	12471	60.12%	
	98	don't know	362	1.74%	
	99	not applicable	8	0.04%	
		Total	13,084	63.07%	

Valid	Invalid	Minimum	Maximum
7661	13084	80	95

### 

Type	Code
Measurement Unit	numeric
H1CO6	6. Did you or your partner use any method of birth control when you had sexual intercourse most recently?

			Frequency	% of total	% of valid
Valid	0	no	2747	13.24%	33.63%
	1	yes	5421	26.13%	66.37%
		Total	8,168	39.37%	100%
Missing	6	refused	77	0.37%	
	7	legitimate skip	12471	60.12%	
	8	don't know	28	0.13%	
	9	not applicable	1	0%	
		Total	12,577	60.63%	

Valid	Invalid	Minimum	Maximum
8168	12577	0	1

### 

Type	Code
Measurement Unit	numeric
H1CO7A	7A. What method of birth control did you or your partner use [most recently]?

			Frequency	% of total	% of valid
--	--	--	-----------	------------	------------

Valid	1	condoms (rubbers)	4347	20.95%	80.57%
	2	withdrawal	169	0.81%	3.13%
	3	rhythm (safe time)	16	0.08%	0.3%
	4	birth control pills	551	2.66%	10.21%
	5	vaginal sponge	2	0.01%	0.04%
	6	foam, jelly, creme, suppositories	15	0.07%	0.28%
	7	diaphragm, with or without jelly	5	0.02%	0.09%
	8	IUD (intrauterine device)	4	0.02%	0.07%
	9	Norplant	31	0.15%	0.57%
	10	ring	16	0.08%	0.3%
	11	Depo Provera	140	0.67%	2.59%
	12	contraceptive film	31	0.15%	0.57%
	13	some other method	68	0.33%	1.26%
		Total	5,395	26.01%	100%
Missing	96	refused	11	0.05%	
	97	legitimate skip	15324	73.87%	
	98	don't know	13	0.06%	
	99	not applicable	2	0.01%	
		Total	15,350	73.99%	

Valid	Invalid	Minimum	Maximum
5395	15350	1	13

### H1CO7B - S24Q7B MOST RECENT SEX-METHOD 2-W1

Type	Code
Measurement Unit	numeric
H1CO7B	7B. What other method of birth control did you or your partner use [most recently]?

	Frequency	% of total	% of valid
--	-----------	------------	------------

Valid	1	condoms (rubbers)	439	2.12%	8.23%
	2	withdrawal	599	2.89%	11.23%
	3	rhythm (safe time)	86	0.41%	1.61%
	4	birth control pills	791	3.81%	14.83%
	5	vaginal sponge	30	0.14%	0.56%
	6	foam, jelly, creme, suppositories	83	0.4%	1.56%
	7	diaphragm, with or without jelly	18	0.09%	0.34%
	8	IUD (intrauterine device)	1	0%	0.02%
	9	Norplant	22	0.11%	0.41%
	10	ring	7	0.03%	0.13%
	11	Depo Provera	67	0.32%	1.26%
	12	contraceptive film	23	0.11%	0.43%
	13	some other method	39	0.19%	0.73%
	14	no other method	3127	15.07%	58.65%
		Total	5,332	25.7%	100%
Missing	96	refused	27	0.13%	
	97	legitimate skip	15348	73.98%	
	98	don't know	36	0.17%	
	99	not applicable	2	0.01%	
		Total	15,413	74.3%	

Valid	Invalid	Minimum	Maximum
5332	15413	1	14

### 

Type	Code
Measurement Unit	numeric
H1CO7C	7C. What other method of birth control did you or your partner use [most recently]?

	Frequency	% of total	% of valid
--	-----------	------------	------------

Valid	1	condoms (rubbers)	100	0.48%	4.67%
	2	withdrawal	136	0.66%	6.36%
	3	rhythm (safe time)	106	0.51%	4.95%
	4	birth control pills	178	0.86%	8.32%
	5	vaginal sponge	34	0.16%	1.59%
	6	foam, jelly, creme, suppositories	78	0.38%	3.64%
	7	diaphragm, with or without jelly	19	0.09%	0.89%
	8	IUD (intrauterine device)	2	0.01%	0.09%
	9	Norplant	13	0.06%	0.61%
	10	ring	12	0.06%	0.56%
	11	Depo Provera	29	0.14%	1.36%
	12	contraceptive film	17	0.08%	0.79%
	13	some other method	24	0.12%	1.12%
	14	no other method	1392	6.71%	65.05%
		Total	2,140	10.32%	100%
Missing	96	refused	37	0.18%	
	97	legitimate skip	18538	89.36%	
	98	don't know	29	0.14%	
	99	not applicable	1	0%	
		Total	18,605	89.68%	

Valid	Invalid	Minimum	Maximum
2140	18605	1	14

### H1CO8 - S24Q8 EVER USE A CONDOM DURING SEX-W1

Type	Code
Measurement Unit	numeric
H1CO8	8. {HAVE YOU/HAS A PARTNER OF YOURS} ever used a condom during sexual intercourse?

			Frequency	% of total	% of valid
Valid	0	no	763	3.68%	36.91%
	1	yes	1304	6.29%	63.09%
		Total	2,067	9.96%	100%
Missing	6	refused	44	0.21%	
	7	legitimate skip	18618	89.75%	
	8	don't know	15	0.07%	
	9	not applicable	1	0%	
		Total	18,678	90.04%	

Valid	Invalid	Minimum	Maximum
-------	---------	---------	---------

2067	18678	0	1
------	-------	---	---

### 

Type	Code
Measurement Unit	numeric
H1CO9	9. Thinking about all the times you have had sexual intercourse, about what proportion of the time {HAVE YOU/HAS A PARTNER OF YOURS} used a condom?

			Frequency	% of total	% of valid
Valid	1	none of the time	60	0.29%	4.62%
	2	some of the time	572	2.76%	44.03%
	3	half of the time	219	1.06%	16.86%
	4	most of the time	236	1.14%	18.17%
	5	all of the time	212	1.02%	16.32%
Total			1,299	6.26%	100%
Missing	6	refused	4	0.02%	
	7	legitimate skip	19441	93.71%	
	8	don't know	1	0%	
Total			19,446	93.74%	

Valid	Invalid	Minimum	Maximum
1299	19446	1	5

### 

Type	Code
Measurement Unit	numeric
H1CO10	10. [If respondent is male:] Did you ever physically force someone to have sexual intercourse against her will? [If respondent is female:] Were you ever physically forced to have sexual intercourse against your will?

			Frequency	% of total	% of valid
Valid	0	no	7267	35.03%	88.23%
	1	yes	969	4.67%	11.77%
Total			8,236	39.7%	100%
Missing	.	missing	1	0%	
	6	refused	27	0.13%	
	7	legitimate skip	12471	60.12%	
	8	don't know	9	0.04%	
	9	not applicable	1	0%	

	Total	12,509	60.3%
--	-------	--------	-------

Valid	Invalid	Minimum	Maximum
8236	12509	0	1

### 

Type	Code
Measurement Unit	numeric
H1CO11	11. [If respondent is female:] Have you ever received a birth control method from a doctor or clinic?

			Frequency	% of total	% of valid
Valid	0	no	2057	9.92%	51.72%
	1	yes	1920	9.26%	48.28%
		Total	3,977	19.17%	100%
Missing	6	refused	9	0.04%	
	7	legitimate skip	16757	80.78%	
	8	don't know	1	0%	
	9	not applicable	1	0%	
		Total	16,768	80.83%	

Valid	Invalid	Minimum	Maximum
3977	16768	0	1

### 

Type	Code
Measurement Unit	numeric
H1CO12A	12A. [If respondent is female:] What method of birth control did you or your partner use?

	Frequency	% of total	% of valid
--	-----------	------------	------------

Valid	1	condoms (rubbers)	1015	4.89%	53.36%
	4	birth control pills	659	3.18%	34.65%
	5	vaginal sponge	3	0.01%	0.16%
	6	foam, jelly, creme, suppositories	7	0.03%	0.37%
	7	diaphragm, with or without jelly	1	0%	0.05%
	8	IUD (intrauterine device)	6	0.03%	0.32%
	9	Norplant	24	0.12%	1.26%
	10	ring	2	0.01%	0.11%
	11	Depo Provera	126	0.61%	6.62%
	12	contraceptive film	4	0.02%	0.21%
	13	some other method	55	0.27%	2.89%
		Total	1,902	9.17%	100%
	Missing	96	refused	12	0.06%
97		legitimate skip	18825	90.74%	
98		don't know	6	0.03%	
	Total	18,843	90.83%		

Valid	Invalid	Minimum	Maximum
1902	18843	1	13

### 

Type	Code
Measurement Unit	numeric
H1CO12B	12B. [If respondent is female:] What other method of birth control did you or your partner use?

			Frequency	% of total	% of valid
Valid	1	condoms (rubbers)	346	1.67%	18.34%
	4	birth control pills	471	2.27%	24.96%
	5	vaginal sponge	5	0.02%	0.26%
	6	foam, jelly, creme, suppositories	39	0.19%	2.07%
	7	diaphragm, with or without jelly	1	0%	0.05%
	9	Norplant	14	0.07%	0.74%
	10	ring	2	0.01%	0.11%
	11	Depo Provera	62	0.3%	3.29%
	12	contraceptive film	4	0.02%	0.21%
	13	some other method	28	0.13%	1.48%
	14	no other method	915	4.41%	48.49%
	Total	1,887	9.1%	100%	



Missing	96	refused	8	0.04%	
	97	legitimate skip	18843	90.83%	
	98	don't know	7	0.03%	
		Total	18,858	90.9%	

Valid	Invalid	Minimum	Maximum
1887	18858	1	14

### 

Type	Code
Measurement Unit	numeric
H1CO12C	12C. [If respondent is female:] What other method of birth control did you or your partner use?

			Frequency	% of total	% of valid
Valid	1	condoms (rubbers)	40	0.19%	4.19%
	4	birth control pills	48	0.23%	5.03%
	5	vaginal sponge	7	0.03%	0.73%
	6	foam, jelly, creme, suppositories	40	0.19%	4.19%
	7	diaphragm, with or without jelly	4	0.02%	0.42%
	8	IUD (intrauterine device)	3	0.01%	0.31%
	9	Norplant	5	0.02%	0.52%
	10	ring	1	0%	0.1%
	11	Depo Provera	22	0.11%	2.3%
	12	contraceptive film	17	0.08%	1.78%
	13	some other method	23	0.11%	2.41%
	14	no other method	745	3.59%	78.01%
		Total	955	4.6%	100%
	Missing	96	refused	8	0.04%
97		legitimate skip	19773	95.31%	
98		don't know	9	0.04%	
	Total	19,790	95.4%		

Valid	Invalid	Minimum	Maximum
955	19790	1	14

### 

Type	Code
Measurement Unit	numeric
H1CO13	13. [If respondent is female:] Have you ever taken birth control pills regularly for at least one monthly cycle?

			Frequency	% of total	% of valid
Valid	0	no	613	2.95%	32.01%
	1	yes	1302	6.28%	67.99%
Total			1,915	9.23%	100%
Missing	6	refused	4	0.02%	
	7	legitimate skip	18825	90.74%	
	8	don't know	1	0%	
Total			18,830	90.77%	

Valid	Invalid	Minimum	Maximum
1915	18830	0	1

### H1CO14M - S24Q14M FIRST BIRTHCONTROL PILL-MONTH-W1

Type	Code
Measurement Unit	numeric
H1CO14M	14M. [If respondent is female:] In what month [and year] did you first take birth control pills regularly for at least one monthly cycle?

			Frequency	% of total	% of valid
Valid	1	January	128	0.62%	10.27%
	2	February	113	0.54%	9.07%
	3	March	135	0.65%	10.83%
	4	April	164	0.79%	13.16%
	5	May	130	0.63%	10.43%
	6	June	119	0.57%	9.55%
	7	July	91	0.44%	7.3%
	8	August	92	0.44%	7.38%
	9	September	84	0.4%	6.74%
	10	October	61	0.29%	4.9%
	11	November	71	0.34%	5.7%
	12	December	58	0.28%	4.65%
Total			1,246	6.01%	100%
Missing	96	refused	7	0.03%	
	97	legitimate skip	19443	93.72%	
	98	don't know	49	0.24%	
Total			19,499	93.99%	

Valid	Invalid	Minimum	Maximum
1246	19499	1	12

### H1CO14Y - S24Q147 FIRST BIRTHCONTROL PILL-YEAR-W1

Type	Code
Measurement Unit	numeric
H1CO14Y	14Y. [If respondent is female:] In what [month and] year did you first take birth control pills regularly for at least one monthly cycle?

			Frequency	% of total	% of valid
Valid	89	1989 and before	8	0.04%	0.63%
	90	1990	24	0.12%	1.89%
	91	1991	43	0.21%	3.39%
	92	1992	97	0.47%	7.64%
	93	1993	242	1.17%	19.06%
	94	1994	461	2.22%	36.3%
	95	1995	388	1.87%	30.55%
	96	1996	7	0.03%	0.55%
		Total	1,270	6.12%	100%
Missing	97	legitimate skip	19443	93.72%	
	98	don't know	32	0.15%	
		Total	19,475	93.88%	

Valid	Invalid	Minimum	Maximum
1270	19475	89	96

### H1CO15 - S24Q15 CURRENTLY ON BIRTHCONTROL PILL-W1

Type	Code
Measurement Unit	numeric
H1CO15	15. [If respondent is female:] Are you currently taking birth control pills regularly?

			Frequency	% of total	% of valid
Valid	0	no	574	2.77%	44.09%
	1	yes	728	3.51%	55.91%
		Total	1,302	6.28%	100%
Missing	7	legitimate skip	19443	93.72%	
		Total	19,443	93.72%	

Valid	Invalid	Minimum	Maximum
1302	19443	0	1

### H1CO16A - S24Q16A EVER DIAGNOSED-CHLAMYDIA-W1

Type	Code
------	------

Measurement Unit	numeric
H1CO16A	16A. Have you ever been told by a doctor or a nurse that you had Chlamydia?

			Frequency	% of total	% of valid
Valid	0	no	7943	38.29%	96.29%
	1	yes	306	1.48%	3.71%
Total			8,249	39.76%	100%
Missing	6	refused	13	0.06%	
	7	legitimate skip	12471	60.12%	
	8	don't know	11	0.05%	
	9	not applicable	1	0%	
Total			12,496	60.24%	

Valid	Invalid	Minimum	Maximum
8249	12496	0	1

### H1CO16B - S24Q16A EVER DIAGNOSED-SYPHILIS-W1

Type	Code
Measurement Unit	numeric
H1CO16B	16B. Have you ever been told by a doctor or a nurse that you had syphilis?

			Frequency	% of total	% of valid
Valid	0	no	8205	39.55%	99.43%
	1	yes	47	0.23%	0.57%
Total			8,252	39.78%	100%
Missing	6	refused	12	0.06%	
	7	legitimate skip	12471	60.12%	
	8	don't know	10	0.05%	
Total			12,493	60.22%	

Valid	Invalid	Minimum	Maximum
8252	12493	0	1

### H1CO16C - S24Q16A EVER DIAGNOSED-GONORRHEA-W1

Type	Code
Measurement Unit	numeric
H1CO16C	16C. Have you ever been told by a doctor or a nurse that you had gonorrhea?

			Frequency	% of total	% of valid
Valid	0	no	8149	39.28%	98.75%
	1	yes	103	0.5%	1.25%

		Total	8,252	39.78%	100%
Missing	6	refused	12	0.06%	
	7	legitimate skip	12471	60.12%	
	8	don't know	10	0.05%	
		Total	12,493	60.22%	

Valid	Invalid	Minimum	Maximum
8252	12493	0	1

### 

Type	Code
Measurement Unit	numeric
H1CO16D	16D. Have you ever been told by a doctor or a nurse that you had HIV or AIDS?

			Frequency	% of total	% of valid
Valid	0	no	8236	39.7%	99.72%
	1	yes	23	0.11%	0.28%
		Total	8,259	39.81%	100%
Missing	6	refused	10	0.05%	
	7	legitimate skip	12471	60.12%	
	8	don't know	5	0.02%	
		Total	12,486	60.19%	

Valid	Invalid	Minimum	Maximum
8259	12486	0	1

### 

Type	Code
Measurement Unit	numeric
H1CO16E	16E. Have you ever been told by a doctor or a nurse that you had genital herpes?

			Frequency	% of total	% of valid
Valid	0	no	8214	39.6%	99.44%
	1	yes	46	0.22%	0.56%
		Total	8,260	39.82%	100%
Missing	6	refused	7	0.03%	
	7	legitimate skip	12471	60.12%	
	8	don't know	7	0.03%	

		Total	12,485	60.18%	
--	--	-------	--------	--------	--

Valid	Invalid	Minimum	Maximum
8260	12485	0	1

### H1CO16F - S24Q16A EVER DIAGNOSED-GENITAL WARTS-W1

Type	Code
Measurement Unit	numeric
H1CO16F	16F. Have you ever been told by a doctor or a nurse that you had genital warts?

			Frequency	% of total	% of valid
Valid	0	no	8167	39.37%	98.86%
	1	yes	94	0.45%	1.14%
	Total		8,261	39.82%	100%
Missing	6	refused	6	0.03%	
	7	legitimate skip	12471	60.12%	
	8	don't know	7	0.03%	
	Total		12,484	60.18%	

Valid	Invalid	Minimum	Maximum
8261	12484	0	1

### H1CO16G - S24Q16A EVER DIAGNOSED-TRICHOMONIASIS-W1

Type	Code
Measurement Unit	numeric
H1CO16G	16G. Have you ever been told by a doctor or a nurse that you had trichomoniasis?

			Frequency	% of total	% of valid
Valid	0	no	8188	39.47%	99.18%
	1	yes	68	0.33%	0.82%
	Total		8,256	39.8%	100%
Missing	6	refused	6	0.03%	
	7	legitimate skip	12471	60.12%	
	8	don't know	12	0.06%	
	Total		12,489	60.2%	

Valid	Invalid	Minimum	Maximum
8256	12489	0	1

 H1CO16H - S24Q16A EVER DIAGNOSED-HEPATITIS B-W1

Type	Code
Measurement Unit	numeric
H1CO16H	16H. Have you ever been told by a doctor or a nurse that you had hepatitis B?

			Frequency	% of total	% of valid
Valid	0	no	8223	39.64%	99.6%
	1	yes	33	0.16%	0.4%
Total			8,256	39.8%	100%
Missing	6	refused	6	0.03%	
	7	legitimate skip	12471	60.12%	
	8	don't know	12	0.06%	
Total			12,489	60.2%	

Valid	Invalid	Minimum	Maximum
8256	12489	0	1

 H1CO16I - S24Q16A DIAGNOSED-BACTERL VAGINOSIS-W1

Type	Code
Measurement Unit	numeric
H1CO16I	16I. Have you ever been told by a doctor or a nurse that you had [If respondent is female:] bacterial vaginosis?

			Frequency	% of total	% of valid
Valid	0	no	3863	18.62%	97.18%
	1	yes	112	0.54%	2.82%
Total			3,975	19.16%	100%
Missing	6	refused	1	0%	
	7	legitimate skip	16757	80.78%	
	8	don't know	12	0.06%	
Total			16,770	80.84%	

Valid	Invalid	Minimum	Maximum
3975	16770	0	1

 H1CO16J - S24Q16A DIAGNOSED-NON-GONCL VAGINITIS-W1

Type	Code
Measurement Unit	numeric

H1CO16J	16J. Have you ever been told by a doctor or a nurse that you had [If respondent is female:] non-gonococcal vaginitis?
---------	---

			Frequency	% of total	% of valid
Valid	0	no	3953	19.06%	99.5%
	1	yes	20	0.1%	0.5%
Total			3,973	19.15%	100%
Missing	6	refused	2	0.01%	
	7	legitimate skip	16757	80.78%	
	8	don't know	13	0.06%	
Total			16,772	80.85%	

Valid	Invalid	Minimum	Maximum
3973	16772	0	1

### H1CO17A - S24Q17A WHEN TOLD-CHLAMYDIA-W1

Type	Code
Measurement Unit	numeric
H1CO17A	17A. When were you first told you had this disease? Chlamydia

			Frequency	% of total	% of valid
Valid	1	less than 1 year ago	162	0.78%	55.67%
	2	1 to 2 years ago	76	0.37%	26.12%
	3	more than 2 years ago	53	0.26%	18.21%
Total			291	1.4%	100%
Missing	6	refused	11	0.05%	
	7	legitimate skip	20439	98.52%	
	8	don't know	3	0.01%	
	9	not applicable	1	0%	
Total			20,454	98.6%	

Valid	Invalid	Minimum	Maximum
291	20454	1	3

### H1CO17B - S24Q17A WHEN TOLD-SYPHILIS-W1

Type	Code
Measurement Unit	numeric
H1CO17B	17B. When were you first told you had this disease? Syphilis

			Frequency	% of total	% of valid
--	--	--	-----------	------------	------------



Valid	1	less than 1 year ago	24	0.12%	52.17%
	2	1 to 2 years ago	10	0.05%	21.74%
	3	more than 2 years ago	12	0.06%	26.09%
		Total	46	0.22%	100%
Missing	6	refused	1	0%	
	7	legitimate skip	20698	99.77%	
		Total	20,699	99.78%	

Valid	Invalid	Minimum	Maximum
46	20699	1	3

### H1CO17C - S24Q17A WHEN TOLD-GONORRHEA-W1

Type	Code
Measurement Unit	numeric
H1CO17C	17C. When were you first told you had this disease? Gonorrhea

			Frequency	% of total	% of valid
Valid	1	less than 1 year ago	46	0.22%	44.66%
	2	1 to 2 years ago	28	0.13%	27.18%
	3	more than 2 years ago	29	0.14%	28.16%
		Total	103	0.5%	100%
Missing	7	legitimate skip	20642	99.5%	
		Total	20,642	99.5%	

Valid	Invalid	Minimum	Maximum
103	20642	1	3

### H1CO17D - S24Q17A WHEN TOLD-HIV/AIDS-W1

Type	Code
Measurement Unit	numeric
H1CO17D	17D. When were you first told you had this disease? HIV/AIDS

			Frequency	% of total	% of valid
Valid	1	less than 1 year ago	8	0.04%	36.36%
	2	1 or more years ago	14	0.07%	63.64%
		Total	22	0.11%	100%
Missing	7	legitimate skip	20722	99.89%	
	8	don't know	1	0%	
		Total	20,723	99.89%	

Valid	Invalid	Minimum	Maximum
22	20723	1	2

### H1CO17E - S24Q17A WHEN TOLD-GENITAL HERPES-W1

Type	Code
Measurement Unit	numeric
H1CO17E	17E. When were you first told you had this disease? genital herpes

			Frequency	% of total	% of valid
Valid	1	less than 1 year ago	24	0.12%	53.33%
	2	1 or more years ago	21	0.1%	46.67%
	Total		45	0.22%	100%
Missing	6	refused	1	0%	
	7	legitimate skip	20699	99.78%	
	Total		20,700	99.78%	

Valid	Invalid	Minimum	Maximum
45	20700	1	2

### H1CO17F - S24Q17A WHEN TOLD-GENITAL WARTS-W1

Type	Code
Measurement Unit	numeric
H1CO17F	17F. When were you first told you had this disease? genital warts

			Frequency	% of total	% of valid
Valid	1	less than 1 year ago	43	0.21%	45.74%
	2	1 to 2 years ago	31	0.15%	32.98%
	3	more than 2 years ago	20	0.1%	21.28%
	Total		94	0.45%	100%
Missing	7	legitimate skip	20651	99.55%	
	Total		20,651	99.55%	

Valid	Invalid	Minimum	Maximum
94	20651	1	3

### H1CO17G - S24Q17A WHEN TOLD-TRICHOMONIASIS-W1

Type	Code
Measurement Unit	numeric
H1CO17G	17G. When were you first told you had this disease? Trichomoniasis

			Frequency	% of total	% of valid
Valid	1	less than 1 year ago	37	0.18%	55.22%
	2	1 or more years ago	30	0.14%	44.78%
		Total	67	0.32%	100%
Missing	6	refused	1	0%	
	7	legitimate skip	20677	99.67%	
		Total	20,678	99.68%	

Valid	Invalid	Minimum	Maximum
67	20678	1	2

### H1CO17H - S24Q17A WHEN TOLD-HEPATITIS B-W1

Type	Code
Measurement Unit	numeric
H1CO17H	17H. When were you first told you had this disease? hepatitis B

			Frequency	% of total	% of valid
Valid	1	less than 1 year ago	13	0.06%	40.63%
	2	1 or more years ago	19	0.09%	59.38%
		Total	32	0.15%	100%
Missing	6	refused	1	0%	
	7	legitimate skip	20712	99.84%	
		Total	20,713	99.85%	

Valid	Invalid	Minimum	Maximum
32	20713	1	2

### H1CO17I - S24Q17A WHEN TOLD-BACTERIAL VAGINOSIS-W1

Type	Code
Measurement Unit	numeric
H1CO17I	17I. When were you first told you had this disease? bacterial vaginosis

			Frequency	% of total	% of valid
Valid	1	less than 1 year ago	81	0.39%	72.32%
	2	1 or more years ago	31	0.15%	27.68%
		Total	112	0.54%	100%
Missing	7	legitimate skip	20633	99.46%	
			Total	20,633	99.46%

Valid	Invalid	Minimum	Maximum

112	20633	1	2
-----	-------	---	---

### H1CO17J - S24Q17A WHEN TOLD-NON-GONCL VAGINITIS-W1

Type	Code
Measurement Unit	numeric
H1CO17J	17J. When were you first told you had this disease? non-gonococcal vaginitis

			Frequency	% of total	% of valid
Valid	1	less than 1 year ago	12	0.06%	60%
	2	1 or more years ago	8	0.04%	40%
		Total	20	0.1%	100%
Missing	7	legitimate skip	20725	99.9%	
		Total	20,725	99.9%	

Valid	Invalid	Minimum	Maximum
20	20725	1	2

### H1RI1M\_1 - S25Q1M PARTNR1-DATE BEGAN-MONTH-W1

Type	Code
Measurement Unit	numeric
H1RI1M_1	1M_1. 1st Partner: In what month [and year] did your relationship with {INITIALS} begin? That is, when did you first consider {INITIALS} a special friend? If you don't remember the exact date, press the [F8] key for both month and year. If you don't consider this person a special friend, enter "00" for both month and year.

			Frequency	% of total	% of valid
Valid	0	you don't consider this person a special friend	152	0.73%	1.59%
	1	January	803	3.87%	8.4%
	2	February	816	3.93%	8.53%
	3	March	788	3.8%	8.24%
	4	April	820	3.95%	8.58%
	5	May	886	4.27%	9.27%
	6	June	950	4.58%	9.94%
	7	July	619	2.98%	6.47%
	8	August	813	3.92%	8.5%
	9	September	784	3.78%	8.2%
	10	October	760	3.66%	7.95%
	11	November	651	3.14%	6.81%
12	December	720	3.47%	7.53%	

		Total	9,562	46.09%	100%
Missing	.	missing	67	0.32%	
	96	refused	153	0.74%	
	97	legitimate skip	7183	34.63%	
	98	don't know or don't remember	3771	18.18%	
	99	not applicable	9	0.04%	
		Total	11,183	53.91%	

Valid	Invalid	Minimum	Maximum
9562	11183	0	12

### H1RI1Y\_1 - S25Q1Y PARTNR1-DATE BEGAN-YEAR-W1

Type	Code
Measurement Unit	numeric
H1RI1Y_1	1Y_1. 1st Partner: In what [month and] year did your relationship with {INITIALS} begin? That is, when did you first consider {INITIALS} a special friend? If you don't remember the exact date, press the [F8] key for both month and year. If you don't consider this person a special friend, enter "00" for both month and year.

			Frequency	% of total	% of valid
Valid	0	you don't consider this person a special friend	157	0.76%	1.57%
	77	1977	3	0.01%	0.03%
	78	1978	5	0.02%	0.05%
	79	1979	8	0.04%	0.08%
	80	1980	6	0.03%	0.06%
	81	1981	5	0.02%	0.05%
	82	1982	4	0.02%	0.04%
	83	1983	3	0.01%	0.03%
	84	1984	2	0.01%	0.02%
	85	1985	3	0.01%	0.03%
	86	1986	6	0.03%	0.06%
	87	1987	7	0.03%	0.07%
	88	1988	18	0.09%	0.18%
	89	1989	42	0.2%	0.42%
	90	1990	122	0.59%	1.22%
	91	1991	203	0.98%	2.03%
	92	1992	535	2.58%	5.35%
	93	1993	1671	8.05%	16.72%
	94	1994	4394	21.18%	43.95%
	95	1995	2803	13.51%	28.04%

		Total	9,997	48.19%	100%
Missing	.	missing	67	0.32%	
	96	refused	157	0.76%	
	97	legitimate skip	7183	34.63%	
	98	don't know	3332	16.06%	
	99	not applicable	9	0.04%	
		Total	10,748	51.81%	

Valid	Invalid	Minimum	Maximum
9997	10748	0	95

### H1RI2\_1 - S25Q2 PARTNR1-YEAR RELATION BEGAN-W1

Type	Code
Measurement Unit	numeric
H1RI2_1	2_1. 1st Partner: In what year did your relationship with {INITIALS} begin?

			Frequency	% of total	% of valid
Valid	80	1980	1	0%	0.03%
	82	1982	1	0%	0.03%
	84	1984	1	0%	0.03%
	85	1985	3	0.01%	0.09%
	86	1986	2	0.01%	0.06%
	87	1987	7	0.03%	0.21%
	88	1988	10	0.05%	0.3%
	89	1989	17	0.08%	0.51%
	90	1990	78	0.38%	2.32%
	91	1991	70	0.34%	2.09%
	92	1992	194	0.94%	5.78%
	93	1993	600	2.89%	17.88%
	94	1994	1417	6.83%	42.22%
	95	1995	955	4.6%	28.46%
			Total	3,356	16.18%
Missing	.	missing	62	0.3%	
	96	refused	24	0.12%	
	97	legitimate skip	16897	81.45%	
	98	don't know	404	1.95%	
	99	not applicable	2	0.01%	
		Total	17,389	83.82%	

Valid	Invalid	Minimum	Maximum
3356	17389	80	95

 H1RI3\_1 - S25Q3 PARTNR1 HIS/HER AGE WHEN MET-W1

Type	Numeric (Double)
H1RI3_1	3_1. 1st Partner: How old was {INITIALS} when your romantic relationship began?

			Frequency	% of total	% of valid
Missing	.	missing	67	0.32%	
	96	refused	131	0.63%	
	97	legitimate skip	7334	35.35%	
	98	don't know	149	0.72%	
	99	not applicable	1	0%	
Total			7,682	37.03%	

Valid	Invalid	Minimum	Maximum	Mean	StdDev
13063	7682	6	53	15.814667...	2.5198691...

 H1RI4\_1 - S25Q4 PARTNR1 APPROX PARTNERS AGE-W1

Type	Numeric (Double)
H1RI4_1	4_1. 1st Partner: About how old was {INITIALS}?

			Frequency	% of total	% of valid
Missing	.	missing	61	0.29%	
	96	refused	117	0.56%	
	97	legitimate skip	20397	98.32%	
	98	don't know	98	0.47%	
	99	not applicable	2	0.01%	
Total			20,675	99.66%	

Valid	Invalid	Minimum	Maximum	Mean	StdDev
70	20675	8	24	15.157142...	2.9124207...

 H1RI5A\_1 - S25Q5 PARTNR1 HIS/HER GRADE WHEN MET-W1

Type	Code
Measurement Unit	numeric
H1RI5A_1	5A_1. 1st Partner: What grade was {INITIALS} in at that time?

			Frequency	% of total	% of valid
--	--	--	-----------	------------	------------

Valid	2	first or second grade	26	0.13%	0.2%
	3	third grade	8	0.04%	0.06%
	4	fourth grade	19	0.09%	0.14%
	5	fifth grade	94	0.45%	0.71%
	6	sixth grade	341	1.64%	2.59%
	7	seventh grade	1052	5.07%	8%
	8	eighth grade	1741	8.39%	13.23%
	9	ninth grade	2182	10.52%	16.58%
	10	tenth grade	2236	10.78%	16.99%
	11	eleventh grade	2168	10.45%	16.48%
	12	twelfth grade	1335	6.44%	10.15%
	13	beyond high school	712	3.43%	5.41%
	14	{INITIALS} wasn't in school	1049	5.06%	7.97%
	15	{INITIALS} was in school, but you don't know what grade	127	0.61%	0.97%
	16	you don't know whether {INITIALS} was in school	67	0.32%	0.51%
			Total	13,157	63.42%
Missing	.	missing	60	0.29%	
	96	refused	112	0.54%	
	97	legitimate skip	7334	35.35%	
	98	don't know	80	0.39%	
	99	not applicable	2	0.01%	
		Total	7,588	36.58%	

Valid	Invalid	Minimum	Maximum
13157	7588	2	16

### H1RI6\_1 - S25Q6 PARTNR1 GO TO SAME SCHOOL-W1

Type	Code
Measurement Unit	numeric
H1RI6_1	6_1. 1st Partner: When your relationship with {INITIALS} began, did you and {INITIALS} go to the same school?

			Frequency	% of total	% of valid
Valid	0	no	4992	24.06%	41.28%
	1	yes	7102	34.23%	58.72%
		Total	12,094	58.3%	100%



Missing	.	missing	60	0.29%	
	6	refused	96	0.46%	
	7	legitimate skip	8450	40.73%	
	8	don't know	44	0.21%	
	9	not applicable	1	0%	
		Total	8,651	41.7%	

Valid	Invalid	Minimum	Maximum
12094	8651	0	1

### H1RI7\_1 - S25Q7 PARTNR1 WHERE DID HE/SHE LIVE-W1

Type	Code
Measurement Unit	numeric
H1RI7_1	7_1. 1st Partner: When your relationship with {INITIALS} began, where did {INITIALS} live?

			Frequency	% of total	% of valid
Valid	1	in your neighborhood	3600	17.35%	27.26%
	2	not in your neighborhood	9605	46.3%	72.74%
		Total	13,205	63.65%	100%
Missing	.	missing	60	0.29%	
	6	refused	92	0.44%	
	7	legitimate skip	7334	35.35%	
	8	don't know	52	0.25%	
	9	not applicable	2	0.01%	
		Total	7,540	36.35%	

Valid	Invalid	Minimum	Maximum
13205	7540	1	2

### H1RI8A\_1 - S25Q8A PARTNR1-SAME SCHOOL-W1

Type	Code
Measurement Unit	numeric
H1RI8A_1	8A_1. 1st Partner: In what ways did you know {INITIALS} before your relationship began? (If you knew {INITIALS} in more than one way, choose more than one answer.): You went to the same school.

			Frequency	% of total	% of valid
Valid	0	not marked	6781	32.69%	51.47%
	1	marked	6393	30.82%	48.53%
		Total	13,174	63.5%	100%

Missing	.	missing	60	0.29%	
	6	refused	111	0.54%	
	7	legitimate skip	7334	35.35%	
	8	don't know	62	0.3%	
	9	not applicable	4	0.02%	
		Total	7,571	36.5%	

Valid	Invalid	Minimum	Maximum
13174	7571	0	1

### 

Type	Code
Measurement Unit	numeric
H1RI8B_1	8B_1. 1st Partner: In what ways did you know {INITIALS} before your relationship began (If you knew {INITIALS} in more than one way, choose more than one answer.): You went to the same church, synagogue, or place or worship.

			Frequency	% of total	% of valid
Valid	0	not marked	12353	59.55%	93.77%
	1	marked	821	3.96%	6.23%
		Total	13,174	63.5%	100%
Missing	.	missing	60	0.29%	
	6	refused	111	0.54%	
	7	legitimate skip	7334	35.35%	
	8	don't know	62	0.3%	
	9	not applicable	4	0.02%	
		Total	7,571	36.5%	

Valid	Invalid	Minimum	Maximum
13174	7571	0	1

### 

Type	Code
Measurement Unit	numeric
H1RI8C_1	8C_1. 1st Partner: In what ways did you know {INITIALS} before your relationship began (If you knew {INITIALS} in more than one way, choose more than one answer.): You were neighbors.

	Frequency	% of total	% of valid
--	-----------	------------	------------

Valid	0	not marked	12503	60.27%	94.91%
	1	marked	671	3.23%	5.09%
		Total	13,174	63.5%	100%
Missing	.	missing	60	0.29%	
	6	refused	111	0.54%	
	7	legitimate skip	7334	35.35%	
	8	don't know	62	0.3%	
	9	not applicable	4	0.02%	
		Total	7,571	36.5%	

Valid	Invalid	Minimum	Maximum
13174	7571	0	1

### H1RI8D\_1 - S25Q8D PARTNR1-CASUAL ACQUAINTANCES-W1

Type	Code
Measurement Unit	numeric
H1RI8D_1	8D_1. 1st Partner: In what ways did you know {INITIALS} before your relationship began (If you knew {INITIALS} in more than one way, choose more than one answer.): You were casual acquaintances.

			Frequency	% of total	% of valid
Valid	0	not marked	10308	49.69%	78.25%
	1	marked	2866	13.82%	21.75%
		Total	13,174	63.5%	100%
Missing	.	missing	60	0.29%	
	6	refused	111	0.54%	
	7	legitimate skip	7334	35.35%	
	8	don't know	62	0.3%	
	9	not applicable	4	0.02%	
		Total	7,571	36.5%	

Valid	Invalid	Minimum	Maximum
13174	7571	0	1

### H1RI8E\_1 - S25Q8E PARTNR1-FRIENDS-W1

Type	Code
Measurement Unit	numeric
H1RI8E_1	8E_1. 1st Partner: In what ways did you know {INITIALS} before your relationship began (If you knew {INITIALS} in more than one way, choose more than one answer.): You were friends.

			Frequency	% of total	% of valid
Valid	0	not marked	7931	38.23%	60.2%
	1	marked	5243	25.27%	39.8%
		Total	13,174	63.5%	100%
Missing	.	missing	60	0.29%	
	6	refused	111	0.54%	
	7	legitimate skip	7334	35.35%	
	8	don't know	62	0.3%	
	9	not applicable	4	0.02%	
		Total	7,571	36.5%	

Valid	Invalid	Minimum	Maximum
13174	7571	0	1

### H1RI8F\_1 - S25Q8F PARTNR1-SHARED MUTUAL FRIEND-W1

Type	Code
Measurement Unit	numeric
H1RI8F_1	8F_1. 1st Partner: In what ways did you know {INITIALS} before your relationship began (If you knew {INITIALS} in more than one way, choose more than one answer.): {INITIALS} was a friend of another friend of yours.

			Frequency	% of total	% of valid
Valid	0	not marked	7857	37.87%	59.64%
	1	marked	5317	25.63%	40.36%
		Total	13,174	63.5%	100%
Missing	.	missing	60	0.29%	
	6	refused	111	0.54%	
	7	legitimate skip	7334	35.35%	
	8	don't know	62	0.3%	
	9	not applicable	4	0.02%	
		Total	7,571	36.5%	

Valid	Invalid	Minimum	Maximum
13174	7571	0	1

### H1RI8G\_1 - S25Q8G PARTNR1-SOME OTHER WAY-W1

Type	Code
Measurement Unit	numeric

H1R18G_1	8G_1. 1st Partner: In what ways did you know {INITIALS} before your relationship began (If you knew {INITIALS} in more than one way, choose more than one answer.): some other way
----------	--

			Frequency	% of total	% of valid
Valid	0	not marked	11687	56.34%	88.71%
	1	marked	1487	7.17%	11.29%
Total			13,174	63.5%	100%
Missing	.	missing	60	0.29%	
	6	refused	111	0.54%	
	7	legitimate skip	7334	35.35%	
	8	don't know	62	0.3%	
	9	not applicable	4	0.02%	
Total			7,571	36.5%	

Valid	Invalid	Minimum	Maximum
13174	7571	0	1

### H1R18H\_1 - S25Q8H PARTNR1-DID NOT KNOW BEFORE-W1

Type	Code
Measurement Unit	numeric
H1R18H_1	8H_1. 1st Partner: In what ways did you know {INITIALS} before your relationship began (If you knew {INITIALS} in more than one way, choose more than one answer.): You did not know {INITIALS} before your relationship began. Your relationship began at your first meeting.

			Frequency	% of total	% of valid
Valid	0	not marked	12128	58.46%	92.06%
	1	marked	1046	5.04%	7.94%
Total			13,174	63.5%	100%
Missing	.	missing	60	0.29%	
	6	refused	111	0.54%	
	7	legitimate skip	7334	35.35%	
	8	don't know	62	0.3%	
	9	not applicable	4	0.02%	
Total			7,571	36.5%	

Valid	Invalid	Minimum	Maximum
13174	7571	0	1

### H1R19\_1 - S25Q9 PARTNR1-HOW MANY FRIENDS KNEW-W1

Type	Code
Measurement Unit	numeric
H1RI9_1	9_1. 1st Partner: When your relationship with {INITIALS} began, how many of your close friends knew {INITIALS}?

			Frequency	% of total	% of valid
Valid	1	all of them	3673	17.71%	27.82%
	2	most of them	3973	19.15%	30.09%
	3	a few of them	3540	17.06%	26.81%
	4	one of them	1045	5.04%	7.92%
	5	none of them	894	4.31%	6.77%
	6	when your relationship with {INITIALS} began, you had no close friends	77	0.37%	0.58%
Total			13,202	63.64%	100%
Missing	.	missing	60	0.29%	
	96	refused	99	0.48%	
	97	legitimate skip	7334	35.35%	
	98	don't know	47	0.23%	
	99	not applicable	3	0.01%	
Total			7,543	36.36%	

Valid	Invalid	Minimum	Maximum
13202	7543	1	6

### H1RI10\_1 - S25Q10 PARTNR1-STILL GOING ON-W1

Type	Code
Measurement Unit	numeric
H1RI10_1	10_1. 1st Partner: Is your relationship with {INITIALS} still going on?

			Frequency	% of total	% of valid
Valid	0	no	7086	34.16%	53.71%
	1	yes	6108	29.44%	46.29%
Total			13,194	63.6%	100%
Missing	.	missing	62	0.3%	
	6	refused	98	0.47%	
	7	legitimate skip	7334	35.35%	
	8	don't know	55	0.27%	
	9	not applicable	2	0.01%	
Total			7,551	36.4%	

Valid	Invalid	Minimum	Maximum
13194	7551	0	1

### 

Type	Code
Measurement Unit	numeric
H1RI11M1	11M1. 1st Partner: In what month [and year] did your relationship with {INITIALS} end?

			Frequency	% of total	% of valid
Valid	1	January	495	2.39%	8.53%
	2	February	520	2.51%	8.97%
	3	March	541	2.61%	9.33%
	4	April	620	2.99%	10.69%
	5	May	791	3.81%	13.64%
	6	June	722	3.48%	12.45%
	7	July	486	2.34%	8.38%
	8	August	442	2.13%	7.62%
	9	September	326	1.57%	5.62%
	10	October	264	1.27%	4.55%
	11	November	248	1.2%	4.28%
	12	December	345	1.66%	5.95%
	Total	5,800	27.96%	100%	
Missing	.	missing	66	0.32%	
	96	refused	53	0.26%	
	97	legitimate skip	13597	65.54%	
	98	don't know	1226	5.91%	
	99	not applicable	3	0.01%	
	Total	14,945	72.04%		

Valid	Invalid	Minimum	Maximum
5800	14945	1	12

### 

Type	Code
Measurement Unit	numeric
H1RI11Y1	11Y1. 1st Partner: In what [month and] year did your relationship with {INITIALS} end?

			Frequency	% of total	% of valid
--	--	--	-----------	------------	------------

Valid	75	1975	1	0%	0.02%
	78	1978	2	0.01%	0.03%
	79	1979	1	0%	0.02%
	80	1980	1	0%	0.02%
	85	1985	1	0%	0.02%
	86	1986	1	0%	0.02%
	88	1988	4	0.02%	0.07%
	89	1989	5	0.02%	0.08%
	90	1990	15	0.07%	0.25%
	91	1991	14	0.07%	0.23%
	92	1992	31	0.15%	0.52%
	93	1993	221	1.07%	3.69%
	94	1994	2166	10.44%	36.15%
	95	1995	3529	17.01%	58.9%
		Total	5,992	28.88%	100%
Missing	.	missing	67	0.32%	
	96	refused	55	0.27%	
	97	legitimate skip	13597	65.54%	
	98	don't know	1030	4.97%	
	99	not applicable	4	0.02%	
	Total	14,753	71.12%		

Valid	Invalid	Minimum	Maximum
5992	14753	75	95

### H1RI12\_1 - S25Q12 PARTNR1-WHAT YEAR DID IT END-W1

Type	Code
Measurement Unit	numeric
H1RI12_1	12_1. 1st Partner: In what year did your relationship with {INITIALS} end?

			Frequency	% of total	% of valid
Valid	74	1974	1	0%	0.12%
	85	1985	1	0%	0.12%
	87	1987	1	0%	0.12%
	90	1990	2	0.01%	0.23%
	91	1991	3	0.01%	0.35%
	92	1992	12	0.06%	1.39%
	93	1993	64	0.31%	7.43%
	94	1994	459	2.21%	53.31%
	95	1995	318	1.53%	36.93%
	Total	861	4.15%	100%	



Missing	.	missing	65	0.31%	
	96	refused	45	0.22%	
	97	legitimate skip	19397	93.5%	
	98	don't know	375	1.81%	
	99	not applicable	2	0.01%	
		Total	19,884	95.85%	

Valid	Invalid	Minimum	Maximum
861	19884	74	95

### H1RI13\_1 - S25Q13 PARTNR1-WHERE LIVE AT END-W1

Type	Code
Measurement Unit	numeric
H1RI13_1	13_1. 1st Partner: When your relationship with {INITIALS} ended, where did {INITIALS} live?

			Frequency	% of total	% of valid
Valid	1	in your neighborhood	1549	7.47%	21.99%
	2	not in your neighborhood	5495	26.49%	78.01%
		Total	7,044	33.96%	100%
Missing	.	missing	65	0.31%	
	6	refused	16	0.08%	
	7	legitimate skip	13597	65.54%	
	8	don't know	23	0.11%	
		Total	13,701	66.04%	

Valid	Invalid	Minimum	Maximum
7044	13701	1	2

### H1RI14\_1 - S25Q14 PARTNR1-SAMPLE/SISTER SCH NOW-W1

Type	Code
Measurement Unit	numeric
H1RI14_1	14_1. 1st Partner: [If SCHOOL YEAR:] Does {INITIALS} go to {SAMPLE SCHOOL} or {SISTER SCHOOL} now? [If SUMMER:] Did {INITIALS} go to {SAMPLE SCHOOL} or {SISTER SCHOOL} during the 1994-95 school year?

			Frequency	% of total	% of valid
Valid	0	no	6208	29.93%	51.78%
	1	yes	5781	27.87%	48.22%
		Total	11,989	57.79%	100%

Missing	.	missing	1266	6.1%	
	6	refused	98	0.47%	
	7	legitimate skip	7334	35.35%	
	8	don't know	56	0.27%	
	9	not applicable	2	0.01%	
		Total	8,756	42.21%	

Valid	Invalid	Minimum	Maximum
11989	8756	0	1

### 

Type	Code
Measurement Unit	numeric
H1RI15_1	15_1. 1st Partner: [If SCHOOL YEAR:] What grade is {INITIALS} in now? [If SUMMER:] What grade was {INITIALS} in during the 1994-95 school year?

			Frequency	% of total	% of valid
Valid	1	first grade	33	0.16%	0.26%
	2	second grade	10	0.05%	0.08%
	3	third grade	14	0.07%	0.11%
	4	fourth grade	12	0.06%	0.1%
	5	fifth grade	38	0.18%	0.3%
	6	sixth grade	149	0.72%	1.2%
	7	seventh grade	789	3.8%	6.33%
	8	eight grade	1221	5.89%	9.8%
	9	nine grade	1795	8.65%	14.4%
	10	tenth grade	1900	9.16%	15.25%
	11	eleventh grade	2083	10.04%	16.71%
	12	twelfth grade	1701	8.2%	13.65%
	13	{INITIALS} has graduated from high school, and is in another kind of school	1010	4.87%	8.1%
	14	{INITIALS} has graduated from high school, and is out of school	947	4.56%	7.6%
	15	{INITIALS} has dropped out of school	503	2.42%	4.04%
	16	{INITIALS} is in school, but you don't know what grade	67	0.32%	0.54%
	17	you don't know whether {INITIALS} is in school	190	0.92%	1.52%
	Total	12,462	60.07%	100%	

Missing	.	missing	60	0.29%	
	96	refused	130	0.63%	
	97	legitimate skip	7334	35.35%	
	98	don't know	757	3.65%	
	99	not applicable	2	0.01%	
		Total	8,283	39.93%	

Valid	Invalid	Minimum	Maximum
12462	8283	1	17

### H1RI16\_1 - S25Q16 PARTNR1-HISPANIC/LATINO-W1

Type	Code
Measurement Unit	numeric
H1RI16_1	16_1. 1st Partner: Is {INITIALS} of Hispanic or Latino origin?

			Frequency	% of total	% of valid
Valid	0	no	10905	52.57%	82.96%
	1	yes	2240	10.8%	17.04%
		Total	13,145	63.36%	100%
Missing	.	missing	60	0.29%	
	6	refused	99	0.48%	
	7	legitimate skip	7334	35.35%	
	8	don't know	104	0.5%	
	9	not applicable	3	0.01%	
		Total	7,600	36.64%	

Valid	Invalid	Minimum	Maximum
13145	7600	0	1

### H1RI17A1 - S25Q17A PARTNR1-MEXICAN-W1

Type	Code
Measurement Unit	numeric
H1RI17A1	17A1. 1st Partner: What is {INITIALS}'s Hispanic or Latino background (You may choose more than one answer.): Mexican/Mexican American

			Frequency	% of total	% of valid
Valid	0	not marked	1147	5.53%	52.28%
	1	marked	1047	5.05%	47.72%
		Total	2,194	10.58%	100%

Missing	.	missing	60	0.29%	
	6	refused	10	0.05%	
	7	legitimate skip	18445	88.91%	
	8	don't know	36	0.17%	
		Total	18,551	89.42%	

Valid	Invalid	Minimum	Maximum
2194	18551	0	1

### H1RI17B1 - S25Q17B PARTNR1-CHICANO-W1

Type	Code
Measurement Unit	numeric
H1RI17B1	17B1. 1st Partner: What is {INITIALS}'s Hispanic or Latino background (You may choose more than one answer.): Chicano/Chicana

			Frequency	% of total	% of valid
Valid	0	not marked	2030	9.79%	92.53%
	1	marked	164	0.79%	7.47%
		Total	2,194	10.58%	100%
Missing	.	missing	60	0.29%	
	6	refused	10	0.05%	
	7	legitimate skip	18445	88.91%	
	8	don't know	36	0.17%	
		Total	18,551	89.42%	

Valid	Invalid	Minimum	Maximum
2194	18551	0	1

### H1RI17C1 - S25Q17C PARTNR1-CUBAN-W1

Type	Code
Measurement Unit	numeric
H1RI17C1	17C1. 1st Partner: What is {INITIALS}'s Hispanic or Latino background (You may choose more than one answer.): Cuban/Cuban American

			Frequency	% of total	% of valid
Valid	0	not marked	1925	9.28%	87.74%
	1	marked	269	1.3%	12.26%
		Total	2,194	10.58%	100%

Missing	.	missing	60	0.29%	
	6	refused	10	0.05%	
	7	legitimate skip	18445	88.91%	
	8	don't know	36	0.17%	
		Total	18,551	89.42%	

Valid	Invalid	Minimum	Maximum
2194	18551	0	1

### H1RI17D1 - S25Q17D PARTNR1-PUERTO RICAN-W1

Type	Code
Measurement Unit	numeric
H1RI17D1	17D1. 1st Partner: What is {INITIALS}'s Hispanic or Latino background (You may choose more than one answer.): Puerto Rican

			Frequency	% of total	% of valid
Valid	0	not marked	1863	8.98%	84.91%
	1	marked	331	1.6%	15.09%
		Total	2,194	10.58%	100%
Missing	.	missing	60	0.29%	
	6	refused	10	0.05%	
	7	legitimate skip	18445	88.91%	
	8	don't know	36	0.17%	
		Total	18,551	89.42%	

Valid	Invalid	Minimum	Maximum
2194	18551	0	1

### H1RI17E1 - S25Q17E PARTNR1-CENTR/SOUTH AMERICAN-W1

Type	Code
Measurement Unit	numeric
H1RI17E1	17E1. 1st Partner: What is {INITIALS}'s Hispanic or Latino background (You may choose more than one answer.): Central/South American

			Frequency	% of total	% of valid
Valid	0	not marked	1988	9.58%	90.61%
	1	marked	206	0.99%	9.39%
		Total	2,194	10.58%	100%

Missing	.	missing	60	0.29%	
	6	refused	10	0.05%	
	7	legitimate skip	18445	88.91%	
	8	don't know	36	0.17%	
		Total	18,551	89.42%	

Valid	Invalid	Minimum	Maximum
2194	18551	0	1

### H1RI17F1 - S25Q17F PARTNR1-OTHER HISPANIC-W1

Type	Code
Measurement Unit	numeric
H1RI17F1	17F1. 1st Partner: What is {INITIALS}'s Hispanic or Latino background (You may choose more than one answer.): other Hispanic

			Frequency	% of total	% of valid
Valid	0	not marked	1892	9.12%	86.24%
	1	marked	302	1.46%	13.76%
		Total	2,194	10.58%	100%
Missing	.	missing	60	0.29%	
	6	refused	10	0.05%	
	7	legitimate skip	18445	88.91%	
	8	don't know	36	0.17%	
		Total	18,551	89.42%	

Valid	Invalid	Minimum	Maximum
2194	18551	0	1

### H1RI18A1 - S25Q18A PARTNR1-WHITE-W1

Type	Code
Measurement Unit	numeric
H1RI18A1	18A1. 1st Partner: What is {INITIALS}'s race (If {INITIALS} is of mixed race, you may choose more than one answer): White

			Frequency	% of total	% of valid
Valid	0	not marked	5138	24.77%	39.02%
	1	marked	8031	38.71%	60.98%
		Total	13,169	63.48%	100%

Missing	.	missing	60	0.29%	
	6	refused	102	0.49%	
	7	legitimate skip	7334	35.35%	
	8	don't know	77	0.37%	
	9	not applicable	3	0.01%	
		Total	7,576	36.52%	

Valid	Invalid	Minimum	Maximum
13169	7576	0	1

### H1RI18B1 - S25Q18B PARTNR1-AFRICAN AMERICAN-W1

Type	Code
Measurement Unit	numeric
H1RI18B1	18B1. 1st Partner: What is {INITIALS}'s race (If {INITIALS} is of mixed race, you may choose more than one answer): black or African American

			Frequency	% of total	% of valid
Valid	0	not marked	10153	48.94%	77.1%
	1	marked	3016	14.54%	22.9%
		Total	13,169	63.48%	100%
Missing	.	missing	60	0.29%	
	6	refused	102	0.49%	
	7	legitimate skip	7334	35.35%	
	8	don't know	77	0.37%	
	9	not applicable	3	0.01%	
		Total	7,576	36.52%	

Valid	Invalid	Minimum	Maximum
13169	7576	0	1

### H1RI18C1 - S25Q18C PARTNR1-AMERICAN INDIAN-W1

Type	Code
Measurement Unit	numeric
H1RI18C1	18C1. 1st Partner: What is {INITIALS}'s race (If {INITIALS} is of mixed race, you may choose more than one answer): American Indian or Native American

			Frequency	% of total	% of valid
Valid	0	not marked	12772	61.57%	96.99%
	1	marked	397	1.91%	3.01%
		Total	13,169	63.48%	100%

Missing	.	missing	60	0.29%	
	6	refused	102	0.49%	
	7	legitimate skip	7334	35.35%	
	8	don't know	77	0.37%	
	9	not applicable	3	0.01%	
		Total	7,576	36.52%	

Valid	Invalid	Minimum	Maximum
13169	7576	0	1

### H1RI18D1 - S25Q18D PARTNR1-ASIAN-W1

Type	Code
Measurement Unit	numeric
H1RI18D1	18D1. 1st Partner: What is {INITIALS}'s race (If {INITIALS} is of mixed race, you may choose more than one answer): Asian or Pacific Islander

			Frequency	% of total	% of valid
Valid	0	not marked	12496	60.24%	94.89%
	1	marked	673	3.24%	5.11%
		Total	13,169	63.48%	100%
Missing	.	missing	60	0.29%	
	6	refused	102	0.49%	
	7	legitimate skip	7334	35.35%	
	8	don't know	77	0.37%	
	9	not applicable	3	0.01%	
		Total	7,576	36.52%	

Valid	Invalid	Minimum	Maximum
13169	7576	0	1

### H1RI18E1 - S25Q18E PARTNR1-OTHER RACE-W1

Type	Code
Measurement Unit	numeric
H1RI18E1	18E1. 1st Partner: What is {INITIALS}'s race (If {INITIALS} is of mixed race, you may choose more than one answer): other

			Frequency	% of total	% of valid
Valid	0	not marked	11607	55.95%	88.14%
	1	marked	1562	7.53%	11.86%
		Total	13,169	63.48%	100%



Missing	.	missing	60	0.29%	
	6	refused	102	0.49%	
	7	legitimate skip	7334	35.35%	
	8	don't know	77	0.37%	
	9	not applicable	3	0.01%	
		Total	7,576	36.52%	

Valid	Invalid	Minimum	Maximum
13169	7576	0	1

### H1RI19A1 - S25Q19A PARTNR1-CHINESE-W1

Type	Code
Measurement Unit	numeric
H1RI19A1	19A1. 1st Partner: What is {INITIALS}'s Asian background (You may choose more than one answer): Chinese

			Frequency	% of total	% of valid
Valid	0	not marked	591	2.85%	88.34%
	1	marked	78	0.38%	11.66%
		Total	669	3.22%	100%
Missing	.	missing	60	0.29%	
	7	legitimate skip	20012	96.47%	
	8	don't know	4	0.02%	
		Total	20,076	96.78%	

Valid	Invalid	Minimum	Maximum
669	20076	0	1

### H1RI19B1 - S25Q19B PARTNR1-FILIPINO-W1

Type	Code
Measurement Unit	numeric
H1RI19B1	19B1. 1st Partner: What is {INITIALS}'s Asian background (You may choose more than one answer): Filipino

			Frequency	% of total	% of valid
Valid	0	not marked	312	1.5%	46.64%
	1	marked	357	1.72%	53.36%
		Total	669	3.22%	100%
Missing	.	missing	60	0.29%	
	7	legitimate skip	20012	96.47%	
	8	don't know	4	0.02%	
		Total	20,076	96.78%	

		Total	20,076	96.78%	
--	--	-------	--------	--------	--

Valid	Invalid	Minimum	Maximum
669	20076	0	1

### H1RI19C1 - S25Q19C PARTNR1-JAPANESE-W1

Type	Code
Measurement Unit	numeric
H1RI19C1	19C1. 1st Partner: What is {INITIALS}'s Asian background (You may choose more than one answer): Japanese

			Frequency	% of total	% of valid
Valid	0	not marked	601	2.9%	89.84%
	1	marked	68	0.33%	10.16%
		Total	669	3.22%	100%
Missing	.	missing	60	0.29%	
	7	legitimate skip	20012	96.47%	
	8	don't know	4	0.02%	
		Total	20,076	96.78%	

Valid	Invalid	Minimum	Maximum
669	20076	0	1

### H1RI19D1 - S25Q19D PARTNR1-ASIAN INDIAN-W1

Type	Code
Measurement Unit	numeric
H1RI19D1	19D1. 1st Partner: What is {INITIALS}'s Asian background (You may choose more than one answer): Asian Indian

			Frequency	% of total	% of valid
Valid	0	not marked	655	3.16%	97.91%
	1	marked	14	0.07%	2.09%
		Total	669	3.22%	100%
Missing	.	missing	60	0.29%	
	7	legitimate skip	20012	96.47%	
	8	don't know	4	0.02%	
		Total	20,076	96.78%	

Valid	Invalid	Minimum	Maximum
669	20076	0	1

 H1RI19E1 - S25Q19E PARTNR1-KOREAN-W1

Type	Code
Measurement Unit	numeric
H1RI19E1	19E1. 1st Partner: What is {INITIALS}'s Asian background (You may choose more than one answer): Korean

			Frequency	% of total	% of valid
Valid	0	not marked	613	2.95%	91.63%
	1	marked	56	0.27%	8.37%
Total			669	3.22%	100%
Missing	.	missing	60	0.29%	
	7	legitimate skip	20012	96.47%	
	8	don't know	4	0.02%	
Total			20,076	96.78%	

Valid	Invalid	Minimum	Maximum
669	20076	0	1

 H1RI19F1 - S25Q19F PARTNR1-VIETNAMESE-W1

Type	Code
Measurement Unit	numeric
H1RI19F1	19F1. 1st Partner: What is {INITIALS}'s Asian background (You may choose more than one answer): Vietnamese

			Frequency	% of total	% of valid
Valid	0	not marked	633	3.05%	94.62%
	1	marked	36	0.17%	5.38%
Total			669	3.22%	100%
Missing	.	missing	60	0.29%	
	7	legitimate skip	20012	96.47%	
	8	don't know	4	0.02%	
Total			20,076	96.78%	

Valid	Invalid	Minimum	Maximum
669	20076	0	1

 H1RI19G1 - S25Q19G PARTNR1-OTHER-W1

Type	Code
Measurement Unit	numeric

H1RI19G1	19G1. 1st Partner: What is {INITIALS}'s Asian background (You may choose more than one answer): other
----------	---

			Frequency	% of total	% of valid
Valid	0	not marked	553	2.67%	82.66%
	1	marked	116	0.56%	17.34%
Total			669	3.22%	100%
Missing	.	missing	60	0.29%	
	7	legitimate skip	20012	96.47%	
	8	don't know	4	0.02%	
Total			20,076	96.78%	

Valid	Invalid	Minimum	Maximum
669	20076	0	1

### 

Type	Code
Measurement Unit	numeric
H1RI20_1	20_1. 1st Partner: What is {INITIALS}'s sex?

			Frequency	% of total	% of valid
Valid	1	male	6732	32.45%	50.92%
	2	female	6490	31.28%	49.08%
Total			13,222	63.74%	100%
Missing	.	missing	60	0.29%	
	6	refused	91	0.44%	
	7	legitimate skip	7334	35.35%	
	8	don't know	36	0.17%	
	9	not applicable	2	0.01%	
Total			7,523	36.26%	

Valid	Invalid	Minimum	Maximum
13222	7523	1	2

### 

Type	Code
Measurement Unit	numeric
H1RI21A1	21A1. 1st Partner: Go through the deck of cards and reject any cards that describe things that have NOT happened in your romantic relationship with {INITIALS}: We went out together in a group.

			Frequency	% of total	% of valid
Valid	0	card rejected	3207	15.46%	25.27%
	1	card kept	9483	45.71%	74.73%
Total			12,690	61.17%	100%
Missing	.	missing	293	1.41%	
	6	refused	260	1.25%	
	7	legitimate skip	7334	35.35%	
	8	don't know	160	0.77%	
	9	not applicable	8	0.04%	
Total			8,055	38.83%	

Valid	Invalid	Minimum	Maximum
12690	8055	0	1

### H1RI21B1 - S25Q21B PARTNR1-MET PARENTS-W1

Type	Code
Measurement Unit	numeric
H1RI21B1	21B1. 1st Partner: Go through the deck of cards and reject any cards that describe things that have NOT happened in your romantic relationship with {INITIALS}: I met my partner's parents.

			Frequency	% of total	% of valid
Valid	0	card rejected	3253	15.68%	25.63%
	1	card kept	9437	45.49%	74.37%
Total			12,690	61.17%	100%
Missing	.	missing	293	1.41%	
	6	refused	260	1.25%	
	7	legitimate skip	7334	35.35%	
	8	don't know	160	0.77%	
	9	not applicable	8	0.04%	
Total			8,055	38.83%	

Valid	Invalid	Minimum	Maximum
12690	8055	0	1

### H1RI21C1 - S25Q21C PARTNR1-SAID WERE A COUPLE-W1

Type	Code
Measurement Unit	numeric

H1RI21C1	21C1. 1st Partner: Go through the deck of cards and reject any cards that describe things that have NOT happened in your romantic relationship with {INITIALS}: I told other people that we were a couple.
----------	--

			Frequency	% of total	% of valid
Valid	0	card rejected	1894	9.13%	14.93%
	1	card kept	10796	52.04%	85.07%
Total			12,690	61.17%	100%
Missing	.	missing	293	1.41%	
	6	refused	260	1.25%	
	7	legitimate skip	7334	35.35%	
	8	don't know	160	0.77%	
	9	not applicable	8	0.04%	
Total			8,055	38.83%	

Valid	Invalid	Minimum	Maximum
12690	8055	0	1

### H1RI21D1 - S25Q21D PARTNR1-SAW LESS OF FRIENDS-W1

Type	Code
Measurement Unit	numeric
H1RI21D1	21D1. 1st Partner: Go through the deck of cards and reject any cards that describe things that have NOT happened in your romantic relationship with {INITIALS}: I saw less of my other friends so I could spend more time with my partner.

			Frequency	% of total	% of valid
Valid	0	card rejected	5867	28.28%	46.23%
	1	card kept	6823	32.89%	53.77%
Total			12,690	61.17%	100%
Missing	.	missing	293	1.41%	
	6	refused	260	1.25%	
	7	legitimate skip	7334	35.35%	
	8	don't know	160	0.77%	
	9	not applicable	8	0.04%	
Total			8,055	38.83%	

Valid	Invalid	Minimum	Maximum
12690	8055	0	1

### H1RI21E1 - S25Q21E PARTNR1-WENT OUT ALONE-W1

Type	Code
Measurement Unit	numeric
H1R121E1	21E1. 1st Partner: Go through the deck of cards and reject any cards that describe things that have NOT happened in your romantic relationship with {INITIALS}: We went out together alone.

			Frequency	% of total	% of valid
Valid	0	card rejected	2806	13.53%	22.11%
	1	card kept	9884	47.65%	77.89%
Total			12,690	61.17%	100%
Missing	.	missing	293	1.41%	
	6	refused	260	1.25%	
	7	legitimate skip	7334	35.35%	
	8	don't know	160	0.77%	
	9	not applicable	8	0.04%	
Total			8,055	38.83%	

Valid	Invalid	Minimum	Maximum
12690	8055	0	1

### H1R121F1 - S25Q21F PARTNR1-HELD HANDS-W1

Type	Code
Measurement Unit	numeric
H1R121F1	21F1. 1st Partner: Go through the deck of cards and reject any cards that describe things that have NOT happened in your romantic relationship with {INITIALS}: We held hands.

			Frequency	% of total	% of valid
Valid	0	card rejected	1367	6.59%	10.77%
	1	card kept	11323	54.58%	89.23%
Total			12,690	61.17%	100%
Missing	.	missing	293	1.41%	
	6	refused	260	1.25%	
	7	legitimate skip	7334	35.35%	
	8	don't know	160	0.77%	
	9	not applicable	8	0.04%	
Total			8,055	38.83%	

Valid	Invalid	Minimum	Maximum
12690	8055	0	1

 H1RI21G1 - S25Q21G PARTNR1-GAVE A PRESENT-W1

Type	Code
Measurement Unit	numeric
H1RI21G1	21G1. 1st Partner: Go through the deck of cards and reject any cards that describe things that have NOT happened in your romantic relationship with {INITIALS}; I gave my partner a present.

			Frequency	% of total	% of valid
Valid	0	card rejected	3653	17.61%	28.79%
	1	card kept	9037	43.56%	71.21%
	Total		12,690	61.17%	100%
Missing	.	missing	293	1.41%	
	6	refused	260	1.25%	
	7	legitimate skip	7334	35.35%	
	8	don't know	160	0.77%	
	9	not applicable	8	0.04%	
	Total		8,055	38.83%	

Valid	Invalid	Minimum	Maximum
12690	8055	0	1

 H1RI21H1 - S25Q21H PARTNR1-RECEIVED A PRESENT-W1

Type	Code
Measurement Unit	numeric
H1RI21H1	21H1. 1st Partner: Go through the deck of cards and reject any cards that describe things that have NOT happened in your romantic relationship with {INITIALS}; My partner gave me a present.

			Frequency	% of total	% of valid
Valid	0	card rejected	3100	14.94%	24.43%
	1	card kept	9590	46.23%	75.57%
	Total		12,690	61.17%	100%
Missing	.	missing	293	1.41%	
	6	refused	260	1.25%	
	7	legitimate skip	7334	35.35%	
	8	don't know	160	0.77%	
	9	not applicable	8	0.04%	
	Total		8,055	38.83%	

Valid	Invalid	Minimum	Maximum
-------	---------	---------	---------



12690	8055	0	1
-------	------	---	---

### H1RI21I1 - S25Q21I PARTNR1-SAID HE/SHE LOVED ME-W1

Type	Code
Measurement Unit	numeric
H1RI21I1	21I1. 1st Partner: Go through the deck of cards and reject any cards that describe things that have NOT happened in your romantic relationship with {INITIALS}; I told my partner that I loved him or her.

			Frequency	% of total	% of valid
Valid	0	card rejected	2619	12.62%	20.64%
	1	card kept	10071	48.55%	79.36%
	Total		12,690	61.17%	100%
Missing	.	missing	293	1.41%	
	6	refused	260	1.25%	
	7	legitimate skip	7334	35.35%	
	8	don't know	160	0.77%	
	9	not applicable	8	0.04%	
Total		8,055	38.83%		

Valid	Invalid	Minimum	Maximum
12690	8055	0	1

### H1RI21J1 - S25Q21J PARTNR1-SAID I LOVED PARTNER-W1

Type	Code
Measurement Unit	numeric
H1RI21J1	21J1. 1st Partner: Go through the deck of cards and reject any cards that describe things that have NOT happened in your romantic relationship with {INITIALS}; My partner told me that he or she loved me.

			Frequency	% of total	% of valid
Valid	0	card rejected	2322	11.19%	18.3%
	1	card kept	10368	49.98%	81.7%
	Total		12,690	61.17%	100%
Missing	.	missing	293	1.41%	
	6	refused	260	1.25%	
	7	legitimate skip	7334	35.35%	
	8	don't know	160	0.77%	
	9	not applicable	8	0.04%	
Total		8,055	38.83%		

Valid	Invalid	Minimum	Maximum
12690	8055	0	1

### H1RI21K1 - S25Q21K PARTNR1-CONSIDERED A COUPLE-W1

Type	Code
Measurement Unit	numeric
H1RI21K1	21K1. 1st Partner: Go through the deck of cards and reject any cards that describe things that have NOT happened in your romantic relationship with {INITIALS}: We thought of ourselves as a couple.

			Frequency	% of total	% of valid
Valid	0	card rejected	1211	5.84%	9.54%
	1	card kept	11479	55.33%	90.46%
	Total		12,690	61.17%	100%
Missing	.	missing	293	1.41%	
	6	refused	260	1.25%	
	7	legitimate skip	7334	35.35%	
	8	don't know	160	0.77%	
	9	not applicable	8	0.04%	
Total		8,055	38.83%		

Valid	Invalid	Minimum	Maximum
12690	8055	0	1

### H1RI21L1 - S25Q21L PARTNR1-TALKED CONTRACEPT-W1

Type	Code
Measurement Unit	numeric
H1RI21L1	21L1. 1st Partner: Go through the deck of cards and reject any cards that describe things that have NOT happened in your romantic relationship with {INITIALS}: We talked about contraception or sexually transmitted diseases.

			Frequency	% of total	% of valid
Valid	0	card rejected	5682	27.39%	44.78%
	1	card kept	7008	33.78%	55.22%
	Total		12,690	61.17%	100%
Missing	.	missing	293	1.41%	
	6	refused	260	1.25%	
	7	legitimate skip	7334	35.35%	
	8	don't know	160	0.77%	
	9	not applicable	8	0.04%	

		Total	8,055	38.83%	
--	--	-------	-------	--------	--

Valid	Invalid	Minimum	Maximum
12690	8055	0	1

### H1RI21M1 - S25Q21M PARTNR1-KISSED-W1

Type	Code
Measurement Unit	numeric
H1RI21M1	21M1. 1st Partner: Go through the deck of cards and reject any cards that describe things that have NOT happened in your romantic relationship with {INITIALS}: We kissed.

			Frequency	% of total	% of valid
Valid	0	card rejected	1117	5.38%	8.8%
	1	card kept	11573	55.79%	91.2%
		Total	12,690	61.17%	100%
Missing	.	missing	293	1.41%	
	6	refused	260	1.25%	
	7	legitimate skip	7334	35.35%	
	8	don't know	160	0.77%	
	9	not applicable	8	0.04%	
		Total	8,055	38.83%	

Valid	Invalid	Minimum	Maximum
12690	8055	0	1

### H1RI21N1 - S25Q21N PARTNR1-TOUCHED EACH OTHER-W1

Type	Code
Measurement Unit	numeric
H1RI21N1	21N1. 1st Partner: Go through the deck of cards and reject any cards that describe things that have NOT happened in your romantic relationship with {INITIALS}: We touched each other under our clothing or with no clothes on.

			Frequency	% of total	% of valid
Valid	0	card rejected	4746	22.88%	37.4%
	1	card kept	7944	38.29%	62.6%
		Total	12,690	61.17%	100%

Missing	.	missing	293	1.41%	
	6	refused	260	1.25%	
	7	legitimate skip	7334	35.35%	
	8	don't know	160	0.77%	
	9	not applicable	8	0.04%	
		Total	8,055	38.83%	

Valid	Invalid	Minimum	Maximum
12690	8055	0	1

### H1RI21O1 - S25Q21O PARTNR1-HAD SEX-W1

Type	Code
Measurement Unit	numeric
H1RI21O1	21O1. 1st Partner: Go through the deck of cards and reject any cards that describe things that have NOT happened in your romantic relationship with {INITIALS}: We had sexual intercourse.

			Frequency	% of total	% of valid
Valid	0	card rejected	7304	35.21%	57.56%
	1	card kept	5386	25.96%	42.44%
		Total	12,690	61.17%	100%
Missing	.	missing	293	1.41%	
	6	refused	260	1.25%	
	7	legitimate skip	7334	35.35%	
	8	don't know	160	0.77%	
	9	not applicable	8	0.04%	
		Total	8,055	38.83%	

Valid	Invalid	Minimum	Maximum
12690	8055	0	1

### H1RI21P1 - S25Q21P PARTNR1-TOUCHED GENITALS-W1

Type	Code
Measurement Unit	numeric
H1RI21P1	21P1. 1st Partner: Go through the deck of cards and reject any cards that describe things that have NOT happened in your romantic relationship with {INITIALS}: We touched each other's genitals (private parts).

			Frequency	% of total	% of valid
Valid	0	card rejected	5877	28.33%	46.31%
	1	card kept	6813	32.84%	53.69%

		Total	12,690	61.17%	100%
Missing	.	missing	293	1.41%	
	6	refused	260	1.25%	
	7	legitimate skip	7334	35.35%	
	8	don't know	160	0.77%	
	9	not applicable	8	0.04%	
		Total	8,055	38.83%	

Valid	Invalid	Minimum	Maximum
12690	8055	0	1

### H1RI21Q1 - S25Q21Q PARTNR1-GOT PREGNANT-W1

Type	Code
Measurement Unit	numeric
H1RI21Q1	21Q1. 1st Partner: Go through the deck of cards and reject any cards that describe things that have NOT happened in your romantic relationship with {INITIALS}; [If R is male:] My partner got pregnant. [If R is female:] I got pregnant.

			Frequency	% of total	% of valid
Valid	0	card rejected	11518	55.52%	90.76%
	1	card kept	1172	5.65%	9.24%
		Total	12,690	61.17%	100%
Missing	.	missing	293	1.41%	
	6	refused	260	1.25%	
	7	legitimate skip	7334	35.35%	
	8	don't know	160	0.77%	
	9	not applicable	8	0.04%	
		Total	8,055	38.83%	

Valid	Invalid	Minimum	Maximum
12690	8055	0	1

### H1RI21R1 - S25Q21R PARTNR1-GOT MARRIED-W1

Type	Code
Measurement Unit	numeric
H1RI21R1	21R1. 1st Partner: Go through the deck of cards and reject any cards that describe things that have NOT happened in your romantic relationship with {INITIALS}; We got married.

			Frequency	% of total	% of valid
--	--	--	-----------	------------	------------

Valid	0	card rejected	12637	60.92%	99.58%
	1	card kept	53	0.26%	0.42%
		Total	12,690	61.17%	100%
Missing	.	missing	293	1.41%	
	6	refused	260	1.25%	
	7	legitimate skip	7334	35.35%	
	8	don't know	160	0.77%	
	9	not applicable	8	0.04%	
		Total	8,055	38.83%	

Valid	Invalid	Minimum	Maximum
12690	8055	0	1

### H1RI22A1 - S25Q22A\_1 PARTNR1-FIRST EVENT-W1

Type	Code
Measurement Unit	numeric
H1RI22A1	22A1. 1st Partner: Enter the first thing that happened in your relationship with {INITIALS}.

	Frequency	% of total	% of valid
--	-----------	------------	------------

Valid	1	we went out together in a group	4735	22.82%	37.31%
	2	I met my partner's parents	1708	8.23%	13.46%
	3	I told other people that we were a couple	744	3.59%	5.86%
	4	I saw less of my other friends so I could spend more time with my partner	260	1.25%	2.05%
	5	we went out together alone	1084	5.23%	8.54%
	6	we held hands	1058	5.1%	8.34%
	7	I gave my partner a present	126	0.61%	0.99%
	8	my partner gave me a present	182	0.88%	1.43%
	9	I told my partner that I loved him or her	232	1.12%	1.83%
	10	my partner told me that he or she loved me	222	1.07%	1.75%
	11	we thought of ourselves as a couple	1532	7.38%	12.07%
	12	we talked about contraception or sexually transmitted diseases	106	0.51%	0.84%
	13	we kissed	566	2.73%	4.46%
	14	we touched each other under our clothing or with no clothes on	46	0.22%	0.36%
	15	we had sexual intercourse	42	0.2%	0.33%
	16	we touched each others' genitals (private parts)	34	0.16%	0.27%
	17	if R is male: my partner got pregnant if R is female: I got pregnant	15	0.07%	0.12%
		Total	12,692	61.18%	100%
Missing	.	missing	719	3.47%	
	97	legitimate skip	7334	35.35%	
		Total	8,053	38.82%	

Valid	Invalid	Minimum	Maximum
12692	8053	1	17

H1RI22B1 - S25Q22B_1 PARTNR1-SECOND EVENT-W1	
Type	Code
Measurement Unit	numeric
H1RI22B1	22B1. 1st Partner: Enter the next [second] thing that happened in your relationship with {INITIALS}.

			Frequency	% of total	% of valid
Valid	1	we went out together in a group	1000	4.82%	7.95%
	2	I met my partner's parents	1727	8.32%	13.73%
	3	I told other people that we were a couple	1813	8.74%	14.41%
	4	I saw less of my other friends so I could spend more time with my partner	408	1.97%	3.24%
	5	we went out together alone	1548	7.46%	12.31%
	6	we held hands	2161	10.42%	17.18%
	7	I gave my partner a present	226	1.09%	1.8%
	8	my partner gave me a present	245	1.18%	1.95%
	9	I told my partner that I loved him or her	356	1.72%	2.83%
	10	my partner told me that he or she loved me	366	1.76%	2.91%
	11	we thought of ourselves as a couple	1167	5.63%	9.28%
	12	we talked about contraception or sexually transmitted diseases	119	0.57%	0.95%
	13	we kissed	1221	5.89%	9.71%
	14	we touched each other under our clothing or with no clothes on	116	0.56%	0.92%
	15	we had sexual intercourse	38	0.18%	0.3%
	16	we touched each others' genitals (private parts)	62	0.3%	0.49%
	17	if R is male: my partner got pregnant if R is female: I got pregnant	6	0.03%	0.05%
		Total	12,579	60.64%	100%
Missing	.	missing	832	4.01%	
	97	legitimate skip	7334	35.35%	
		Total	8,166	39.36%	

Valid	Invalid	Minimum	Maximum
12579	8166	1	17

 H1RI22C1 - S25Q22C\_1 PARTNR1-3RD EVENT-W1

Type	Code
Measurement Unit	numeric



H1RI22C1	22C1. 1st Partner: Enter the next [third] thing that happened in your relationship with {INITIALS}.
----------	---

			Frequency	% of total	% of valid
Valid	1	we went out together in a group	636	3.07%	5.11%
	2	I met my partner's parents	959	4.62%	7.7%
	3	I told other people that we were a couple	1805	8.7%	14.5%
	4	I saw less of my other friends so I could spend more time with my partner	616	2.97%	4.95%
	5	we went out together alone	1339	6.45%	10.75%
	6	we held hands	2178	10.5%	17.49%
	7	I gave my partner a present	339	1.63%	2.72%
	8	my partner gave me a present	312	1.5%	2.51%
	9	I told my partner that I loved him or her	461	2.22%	3.7%
	10	my partner told me that he or she loved me	478	2.3%	3.84%
	11	we thought of ourselves as a couple	1282	6.18%	10.3%
	12	we talked about contraception or sexually transmitted diseases	176	0.85%	1.41%
	13	we kissed	1515	7.3%	12.17%
	14	we touched each other under our clothing or with no clothes on	200	0.96%	1.61%
	15	we had sexual intercourse	72	0.35%	0.58%
	16	we touched each others' genitals (private parts)	78	0.38%	0.63%
	17	if R is male: my partner got pregnant if R is female: I got pregnant	4	0.02%	0.03%
	Total		12,451	60.02%	100%
Missing	.	missing	960	4.63%	
	97	legitimate skip	7334	35.35%	
	Total		8,294	39.98%	

Valid	Invalid	Minimum	Maximum
12451	8294	1	18

 H1RI22D1 - S25Q22D\_1 PARTNR1-4TH EVENT-W1

Type	Code
Measurement Unit	numeric
H1R122D1	22D1. 1st Partner: Enter the next [fourth] thing that happened in your relationship with {INITIALS}.

			Frequency	% of total	% of valid
Valid	1	we went out together in a group	536	2.58%	4.36%
	2	I met my partner's parents	801	3.86%	6.52%
	3	I told other people that we were a couple	1334	6.43%	10.85%
	4	I saw less of my other friends so I could spend more time with my partner	783	3.77%	6.37%
	5	we went out together alone	1335	6.44%	10.86%
	6	we held hands	1823	8.79%	14.83%
	7	I gave my partner a present	460	2.22%	3.74%
	8	my partner gave me a present	478	2.3%	3.89%
	9	I told my partner that I loved him or her	583	2.81%	4.74%
	10	my partner told me that he or she loved me	598	2.88%	4.87%
	11	we thought of ourselves as a couple	1280	6.17%	10.41%
	12	we talked about contraception or sexually transmitted diseases	183	0.88%	1.49%
	13	we kissed	1562	7.53%	12.71%
	14	we touched each other under our clothing or with no clothes on	250	1.21%	2.03%
	15	we had sexual intercourse	131	0.63%	1.07%
	16	we touched each others' genitals (private parts)	148	0.71%	1.2%
	17	if R is male: my partner got pregnant if R is female: I got pregnant	5	0.02%	0.04%
	Total	12,290	59.24%	100%	
Missing	.	missing	1121	5.4%	
	97	legitimate skip	7334	35.35%	
	Total	8,455	40.76%		

Valid	Invalid	Minimum	Maximum
12290	8455	1	17

 H1RI22E1 - S25Q22E\_1 PARTNR1-5TH EVENT-W1

Type	Code
Measurement Unit	numeric
H1RI22E1	22E1. 1st Partner: Enter the next [fifth] thing that happened in your relationship with {INITIALS}.

			Frequency	% of total	% of valid
Valid	1	we went out together in a group	513	2.47%	4.26%
	2	I met my partner's parents	808	3.89%	6.71%
	3	I told other people that we were a couple	1240	5.98%	10.29%
	4	I saw less of my other friends so I could spend more time with my partner	570	2.75%	4.73%
	5	we went out together alone	1220	5.88%	10.13%
	6	we held hands	1471	7.09%	12.21%
	7	I gave my partner a present	608	2.93%	5.05%
	8	my partner gave me a present	677	3.26%	5.62%
	9	I told my partner that I loved him or her	695	3.35%	5.77%
	10	my partner told me that he or she loved me	711	3.43%	5.9%
	11	we thought of ourselves as a couple	1349	6.5%	11.2%
	12	we talked about contraception or sexually transmitted diseases	258	1.24%	2.14%
	13	we kissed	1281	6.17%	10.63%
	14	we touched each other under our clothing or with no clothes on	286	1.38%	2.37%
	15	we had sexual intercourse	123	0.59%	1.02%
	16	we touched each others' genitals (private parts)	224	1.08%	1.86%
	17	if R is male: my partner got pregnant if R is female: I got pregnant	13	0.06%	0.11%
		Total	12,047	58.07%	100%
Missing	.	missing	1364	6.58%	
	97	legitimate skip	7334	35.35%	
		Total	8,698	41.93%	

Valid	Invalid	Minimum	Maximum
12047	8698	1	17

 H1RI22F1 - S25Q22F\_1 PARTNR1-6TH EVENT-W1

Type	Code
Measurement Unit	numeric
H1RI22F1	22F1. 1st Partner: Enter the next [sixth] thing that happened in your relationship with {INITIALS}.

			Frequency	% of total	% of valid
Valid	1	we went out together in a group	454	2.19%	3.87%
	2	I met my partner's parents	692	3.34%	5.9%
	3	I told other people that we were a couple	1179	5.68%	10.05%
	4	I saw less of my other friends so I could spend more time with my partner	608	2.93%	5.18%
	5	we went out together alone	834	4.02%	7.11%
	6	we held hands	1110	5.35%	9.46%
	7	I gave my partner a present	980	4.72%	8.35%
	8	my partner gave me a present	858	4.14%	7.31%
	9	I told my partner that I loved him or her	797	3.84%	6.79%
	10	my partner told me that he or she loved me	890	4.29%	7.59%
	11	we thought of ourselves as a couple	1137	5.48%	9.69%
	12	we talked about contraception or sexually transmitted diseases	312	1.5%	2.66%
	13	we kissed	1104	5.32%	9.41%
	14	we touched each other under our clothing or with no clothes on	359	1.73%	3.06%
	15	we had sexual intercourse	157	0.76%	1.34%
	16	we touched each others' genitals (private parts)	238	1.15%	2.03%
	17	if R is male: my partner got pregnant if R is female: I got pregnant	24	0.12%	0.2%
	Total		11,733	56.56%	100%
Missing	.	missing	1678	8.09%	
	97	legitimate skip	7334	35.35%	

	Total	9,012	43.44%
--	-------	-------	--------

Valid	Invalid	Minimum	Maximum
11733	9012	1	17

### H1R122G1 - S25Q22G\_1 PARTNR1-7TH EVENT-W1

Type	Code
Measurement Unit	numeric
H1R122G1	22G1. 1st Partner: Enter the next [seventh] thing that happened in your relationship with {INITIALS}.

			Frequency	% of total	% of valid
Valid	1	we went out together in a group	341	1.64%	3.01%
	2	I met my partner's parents	682	3.29%	6.02%
	3	I told other people that we were a couple	879	4.24%	7.76%
	4	I saw less of my other friends so I could spend more time with my partner	631	3.04%	5.57%
	5	we went out together alone	734	3.54%	6.48%
	6	we held hands	542	2.61%	4.79%
	7	I gave my partner a present	1254	6.04%	11.07%
	8	my partner gave me a present	1243	5.99%	10.98%
	9	I told my partner that I loved him or her	960	4.63%	8.48%
	10	my partner told me that he or she loved me	948	4.57%	8.37%
	11	we thought of ourselves as a couple	862	4.16%	7.61%
	12	we talked about contraception or sexually transmitted diseases	356	1.72%	3.14%
	13	we kissed	952	4.59%	8.41%
	14	we touched each other under our clothing or with no clothes on	435	2.1%	3.84%
	15	we had sexual intercourse	199	0.96%	1.76%
	16	we touched each others' genitals (private parts)	289	1.39%	2.55%
	17	if R is male: my partner got pregnant if R is female: I got pregnant	17	0.08%	0.15%
	Total		11,324	54.59%	100%

Missing	.	missing	2087	10.06%	
	97	legitimate skip	7334	35.35%	
		Total	9,421	45.41%	

Valid	Invalid	Minimum	Maximum
11324	9421	1	17

### H1RI22H1 - S25Q22H\_1 PARTNR1-8TH EVENT-W1

Type	Code
Measurement Unit	numeric
H1RI22H1	22H1. 1st Partner: Enter the next [eighth] thing that happened in your relationship with {INITIALS}.

			Frequency	% of total	% of valid
Valid	1	we went out together in a group	285	1.37%	2.65%
	2	I met my partner's parents	483	2.33%	4.48%
	3	I told other people that we were a couple	582	2.81%	5.4%
	4	I saw less of my other friends so I could spend more time with my partner	586	2.82%	5.44%
	5	we went out together alone	493	2.38%	4.58%
	6	we held hands	336	1.62%	3.12%
	7	I gave my partner a present	1196	5.77%	11.1%
	8	my partner gave me a present	1536	7.4%	14.26%
	9	I told my partner that I loved him or her	1226	5.91%	11.38%
	10	my partner told me that he or she loved me	1121	5.4%	10.4%
	11	we thought of ourselves as a couple	696	3.36%	6.46%
	12	we talked about contraception or sexually transmitted diseases	413	1.99%	3.83%
	13	we kissed	726	3.5%	6.74%
	14	we touched each other under our clothing or with no clothes on	520	2.51%	4.83%
	15	we had sexual intercourse	206	0.99%	1.91%
	16	we touched each others' genitals (private parts)	346	1.67%	3.21%
	17	if R is male: my partner got pregnant if R is female: I got pregnant	23	0.11%	0.21%

		Total	10,775	51.94%	100%
Missing	.	missing	2636	12.71%	
	97	legitimate skip	7334	35.35%	
		Total	9,970	48.06%	

Valid	Invalid	Minimum	Maximum
10775	9970	1	18

 H1RI2211 - S25Q22I\_1 PARTNR1-9TH EVENT-W1

Type	Code
Measurement Unit	numeric
H1RI2211	2211. 1st Partner: Enter the next [ninth] thing that happened in your relationship with {INITIALS}.

	Frequency	% of total	% of valid
--	-----------	------------	------------

Valid	1	we went out together in a group	250	1.21%	2.46%
	2	I met my partner's parents	401	1.93%	3.95%
	3	I told other people that we were a couple	418	2.01%	4.12%
	4	I saw less of my other friends so I could spend more time with my partner	445	2.15%	4.38%
	5	we went out together alone	370	1.78%	3.64%
	6	we held hands	248	1.2%	2.44%
	7	I gave my partner a present	1181	5.69%	11.63%
	8	my partner gave me a present	1235	5.95%	12.16%
	9	I told my partner that I loved him or her	1306	6.3%	12.86%
	10	my partner told me that he or she loved me	1398	6.74%	13.76%
	11	we thought of ourselves as a couple	600	2.89%	5.91%
	12	we talked about contraception or sexually transmitted diseases	454	2.19%	4.47%
	13	we kissed	594	2.86%	5.85%
	14	we touched each other under our clothing or with no clothes on	545	2.63%	5.37%
	15	we had sexual intercourse	247	1.19%	2.43%
	16	we touched each others' genitals (private parts)	435	2.1%	4.28%
	17	if R is male: my partner got pregnant if R is female: I got pregnant	30	0.14%	0.3%
		Total	10,157	48.96%	100%
Missing	.	missing	3254	15.69%	
	97	legitimate skip	7334	35.35%	
		Total	10,588	51.04%	

Valid	Invalid	Minimum	Maximum
10157	10588	1	17

### H1RI22J1 - S25Q22J\_1 PARTNR1-10TH EVENT-W1

Type	Code
Measurement Unit	numeric
H1RI22J1	22J1. 1st Partner: Enter the next [tenth] thing that happened in your relationship with {INITIALS}.



			Frequency	% of total	% of valid
Valid	1	we went out together in a group	180	0.87%	1.92%
	2	I met my partner's parents	307	1.48%	3.27%
	3	I told other people that we were a couple	295	1.42%	3.14%
	4	I saw less of my other friends so I could spend more time with my partner	451	2.17%	4.8%
	5	we went out together alone	339	1.63%	3.61%
	6	we held hands	160	0.77%	1.7%
	7	I gave my partner a present	935	4.51%	9.96%
	8	my partner gave me a present	973	4.69%	10.37%
	9	I told my partner that I loved him or her	1101	5.31%	11.73%
	10	my partner told me that he or she loved me	1445	6.97%	15.39%
	11	we thought of ourselves as a couple	640	3.09%	6.82%
	12	we talked about contraception or sexually transmitted diseases	626	3.02%	6.67%
	13	we kissed	586	2.82%	6.24%
	14	we touched each other under our clothing or with no clothes on	595	2.87%	6.34%
	15	we had sexual intercourse	254	1.22%	2.71%
	16	we touched each others' genitals (private parts)	446	2.15%	4.75%
	17	if R is male: my partner got pregnant if R is female: I got pregnant	54	0.26%	0.58%
		Total	9,387	45.25%	100%
Missing	.	missing	4024	19.4%	
	97	legitimate skip	7334	35.35%	
		Total	11,358	54.75%	

Valid	Invalid	Minimum	Maximum
9387	11358	1	17

 H1RI22K1 - S25Q22K\_1 PARTNR1-11TH EVENT-W1

Type	Code
Measurement Unit	numeric

H1R122K1	22K1. 1st Partner: Enter the next [eleventh] thing that happened in your relationship with {INITIALS}.
----------	--

			Frequency	% of total	% of valid
Valid	1	we went out together in a group	176	0.85%	2.08%
	2	I met my partner's parents	292	1.41%	3.45%
	3	I told other people that we were a couple	207	1%	2.45%
	4	I saw less of my other friends so I could spend more time with my partner	356	1.72%	4.21%
	5	we went out together alone	260	1.25%	3.07%
	6	we held hands	106	0.51%	1.25%
	7	I gave my partner a present	644	3.1%	7.61%
	8	my partner gave me a present	706	3.4%	8.34%
	9	I told my partner that I loved him or her	1031	4.97%	12.18%
	10	my partner told me that he or she loved me	1021	4.92%	12.07%
	11	we thought of ourselves as a couple	531	2.56%	6.28%
	12	we talked about contraception or sexually transmitted diseases	876	4.22%	10.35%
	13	we kissed	611	2.95%	7.22%
	14	we touched each other under our clothing or with no clothes on	787	3.79%	9.3%
	15	we had sexual intercourse	327	1.58%	3.86%
	16	we touched each others' genitals (private parts)	487	2.35%	5.76%
	17	if R is male: my partner got pregnant if R is female: I got pregnant	43	0.21%	0.51%
	Total	8,462	40.79%	100%	
Missing	.	missing	4949	23.86%	
	97	legitimate skip	7334	35.35%	
	Total	12,283	59.21%		


Valid	Invalid	Minimum	Maximum
8462	12283	1	18

 H1R122L1 - S25Q22L\_1 PARTNR1-12TH EVENT-W1

Type	Code
Measurement Unit	numeric
H1R122L1	22L1. 1st Partner: Enter the next [twelfth] thing that happened in your relationship with {INITIALS}.

			Frequency	% of total	% of valid
Valid	1	we went out together in a group	133	0.64%	1.82%
	2	I met my partner's parents	217	1.05%	2.96%
	3	I told other people that we were a couple	124	0.6%	1.69%
	4	I saw less of my other friends so I could spend more time with my partner	441	2.13%	6.02%
	5	we went out together alone	161	0.78%	2.2%
	6	we held hands	68	0.33%	0.93%
	7	I gave my partner a present	416	2.01%	5.68%
	8	my partner gave me a present	437	2.11%	5.96%
	9	I told my partner that I loved him or her	655	3.16%	8.94%
	10	my partner told me that he or she loved me	569	2.74%	7.77%
	11	we thought of ourselves as a couple	203	0.98%	2.77%
	12	we talked about contraception or sexually transmitted diseases	1194	5.76%	16.3%
	13	we kissed	538	2.59%	7.34%
	14	we touched each other under our clothing or with no clothes on	1095	5.28%	14.94%
	15	we had sexual intercourse	378	1.82%	5.16%
	16	we touched each others' genitals (private parts)	654	3.15%	8.93%
	17	if R is male: my partner got pregnant if R is female: I got pregnant	40	0.19%	0.55%
		Total	7,327	35.32%	100%
Missing	.	missing	6084	29.33%	
	97	legitimate skip	7334	35.35%	
		Total	13,418	64.68%	

Valid	Invalid	Minimum	Maximum
7327	13418	1	18

 H1RI22M1 - S25Q22M\_1 PARTNR1-13TH EVENT-W1

Type	Code
Measurement Unit	numeric
H1RI22M1	22M1. 1st Partner: Enter the next [thirteenth] thing that happened in your relationship with {INITIALS}.

			Frequency	% of total	% of valid
Valid	1	we went out together in a group	63	0.3%	1.03%
	2	I met my partner's parents	111	0.54%	1.82%
	3	I told other people that we were a couple	65	0.31%	1.07%
	4	I saw less of my other friends so I could spend more time with my partner	192	0.93%	3.15%
	5	we went out together alone	71	0.34%	1.16%
	6	we held hands	28	0.13%	0.46%
	7	I gave my partner a present	271	1.31%	4.45%
	8	my partner gave me a present	275	1.33%	4.51%
	9	I told my partner that I loved him or her	306	1.48%	5.02%
	10	my partner told me that he or she loved me	272	1.31%	4.46%
	11	we thought of ourselves as a couple	90	0.43%	1.48%
	12	we talked about contraception or sexually transmitted diseases	1004	4.84%	16.47%
	13	we kissed	264	1.27%	4.33%
	14	we touched each other under our clothing or with no clothes on	1556	7.5%	25.53%
	15	we had sexual intercourse	531	2.56%	8.71%
	16	we touched each others' genitals (private parts)	925	4.46%	15.18%
	17	if R is male: my partner got pregnant if R is female: I got pregnant	67	0.32%	1.1%
		Total	6,095	29.38%	100%
Missing	.	missing	7316	35.27%	
	97	legitimate skip	7334	35.35%	
		Total	14,650	70.62%	

Valid	Invalid	Minimum	Maximum
6095	14650	1	18

### H1RI22N1 - S25Q22N\_1 PARTNR1-14TH EVENT-W1

Type	Code
Measurement Unit	numeric
H1RI22N1	22N1. 1st Partner: Enter the next [fourteenth] thing that happened in your relationship with {INITIALS}.

			Frequency	% of total	% of valid
Valid	1	we went out together in a group	64	0.31%	1.31%
	2	I met my partner's parents	94	0.45%	1.92%
	3	I told other people that we were a couple	60	0.29%	1.22%
	4	I saw less of my other friends so I could spend more time with my partner	171	0.82%	3.49%
	5	we went out together alone	45	0.22%	0.92%
	6	we held hands	9	0.04%	0.18%
	7	I gave my partner a present	196	0.94%	4%
	8	my partner gave me a present	225	1.08%	4.59%
	9	I told my partner that I loved him or her	181	0.87%	3.69%
	10	my partner told me that he or she loved me	189	0.91%	3.85%
	11	we thought of ourselves as a couple	65	0.31%	1.33%
	12	we talked about contraception or sexually transmitted diseases	440	2.12%	8.97%
	13	we kissed	35	0.17%	0.71%
	14	we touched each other under our clothing or with no clothes on	992	4.78%	20.23%
	15	we had sexual intercourse	784	3.78%	15.99%
	16	we touched each others' genitals (private parts)	1269	6.12%	25.88%
	17	if R is male: my partner got pregnant if R is female: I got pregnant	79	0.38%	1.61%
	Total		4,903	23.63%	100%
Missing	.	missing	8508	41.01%	
	97	legitimate skip	7334	35.35%	

	Total	15,842	76.37%
--	-------	--------	--------

Valid	Invalid	Minimum	Maximum
4903	15842	1	18

### H1RI22O1 - S25Q22O\_1 PARTNR1-15TH EVENT-W1

Type	Code
Measurement Unit	numeric
H1RI22O1	22O1. 1st Partner: Enter the next [fifteenth] thing that happened in your relationship with {INITIALS}.

			Frequency	% of total	% of valid
Valid	1	we went out together in a group	63	0.3%	1.71%
	2	I met my partner's parents	86	0.41%	2.34%
	3	I told other people that we were a couple	34	0.16%	0.92%
	4	I saw less of my other friends so I could spend more time with my partner	133	0.64%	3.62%
	5	we went out together alone	37	0.18%	1.01%
	6	we held hands	19	0.09%	0.52%
	7	I gave my partner a present	146	0.7%	3.97%
	8	my partner gave me a present	140	0.67%	3.81%
	9	I told my partner that I loved him or her	131	0.63%	3.56%
	10	my partner told me that he or she loved me	99	0.48%	2.69%
	11	we thought of ourselves as a couple	31	0.15%	0.84%
	12	we talked about contraception or sexually transmitted diseases	379	1.83%	10.31%
	13	we kissed	15	0.07%	0.41%
	14	we touched each other under our clothing or with no clothes on	140	0.67%	3.81%
	15	we had sexual intercourse	1081	5.21%	29.41%
	16	we touched each others' genitals (private parts)	987	4.76%	26.85%
	17	if R is male: my partner got pregnant if R is female: I got pregnant	153	0.74%	4.16%
	Total		3,676	17.72%	100%

Missing	.	missing	9735	46.93%	
	97	legitimate skip	7334	35.35%	
		Total	17,069	82.28%	

Valid	Invalid	Minimum	Maximum
3676	17069	1	18


### 

Type	Code
Measurement Unit	numeric
H1RI22P1	22P1. 1st Partner: Enter the next [sixteenth] thing that happened in your relationship with {INITIALS}.

			Frequency	% of total	% of valid
Valid	1	we went out together in a group	48	0.23%	2.28%
	2	I met my partner's parents	65	0.31%	3.09%
	3	I told other people that we were a couple	16	0.08%	0.76%
	4	I saw less of my other friends so I could spend more time with my partner	162	0.78%	7.7%
	5	we went out together alone	17	0.08%	0.81%
	6	we held hands	8	0.04%	0.38%
	7	I gave my partner a present	60	0.29%	2.85%
	8	my partner gave me a present	66	0.32%	3.14%
	9	I told my partner that I loved him or her	50	0.24%	2.38%
	10	my partner told me that he or she loved me	44	0.21%	2.09%
	11	we thought of ourselves as a couple	16	0.08%	0.76%
	12	we talked about contraception or sexually transmitted diseases	103	0.5%	4.89%
	13	we kissed	6	0.03%	0.29%
	14	we touched each other under our clothing or with no clothes on	23	0.11%	1.09%
	15	we had sexual intercourse	817	3.94%	38.81%
	16	we touched each others' genitals (private parts)	187	0.9%	8.88%
	17	if R is male: my partner got pregnant if R is female: I got pregnant	406	1.96%	19.29%

		Total	2,105	10.15%	100%
Missing	.	missing	11306	54.5%	
	97	legitimate skip	7334	35.35%	
		Total	18,640	89.85%	

Valid	Invalid	Minimum	Maximum
2105	18640	1	18

 H1RI22Q1 - S25Q22Q\_1 PARTNR1-17TH EVENT-W1

Type	Code
Measurement Unit	numeric
H1RI22Q1	22Q1. 1st Partner: Enter the next [seventeenth] thing that happened in your relationship with {INITIALS}.

	Frequency	% of total	% of valid
--	-----------	------------	------------



Valid	1	we went out together in a group	9	0.04%	3.08%
	2	I met my partner's parents	7	0.03%	2.4%
	3	I told other people that we were a couple	4	0.02%	1.37%
	4	I saw less of my other friends so I could spend more time with my partner	13	0.06%	4.45%
	5	we went out together alone	1	0%	0.34%
	6	we held hands	2	0.01%	0.68%
	7	I gave my partner a present	1	0%	0.34%
	8	my partner gave me a present	4	0.02%	1.37%
	9	I told my partner that I loved him or her	2	0.01%	0.68%
	10	my partner told me that he or she loved me	1	0%	0.34%
	11	we thought of ourselves as a couple	2	0.01%	0.68%
	12	we talked about contraception or sexually transmitted diseases	13	0.06%	4.45%
	13	we kissed	2	0.01%	0.68%
	14	we touched each other under our clothing or with no clothes on	3	0.01%	1.03%
	15	we had sexual intercourse	2	0.01%	0.68%
	16	we touched each others' genitals (private parts)	8	0.04%	2.74%
	17	if R is male: my partner got pregnant if R is female: I got pregnant	194	0.94%	66.44%
		Total	292	1.41%	100%
Missing	.	missing	13119	63.24%	
	97	legitimate skip	7334	35.35%	
		Total	20,453	98.59%	

Valid	Invalid	Minimum	Maximum
292	20453	1	18

H1RI22R1 - S25Q22R_1 PARTNR1-18TH EVENT-W1	
Type	Code
Measurement Unit	numeric
H1RI22R1	22R1. 1st Partner: Enter the next [eighteenth] thing that happened in your relationship with {INITIALS}.

			Frequency
Missing	.	missing	13411
	97	legitimate skip	7334

Valid	Invalid
0	20745

### H1RI24A1 - S25Q24A\_1 PARTNR1-SEXUAL INTERCOURSE-W1

Type	Code
Measurement Unit	numeric
H1RI24A1	24A1. 1st Partner: [If R is male:] When you had sexual intercourse with {INITIALS} did you insert your penis into her vagina? [If R is female:] When you had sexual intercourse with {INITIALS} did he insert his penis into your vagina?

			Frequency	% of total	% of valid
Valid	0	no	917	4.42%	14.48%
	1	yes	5418	26.12%	85.52%
	Total		6,335	30.54%	100%
Missing	.	missing	5	0.02%	
	6	refused	43	0.21%	
	7	legitimate skip	14355	69.2%	
	8	don't know	7	0.03%	
	Total		14,410	69.46%	

Valid	Invalid	Minimum	Maximum
6335	14410	0	1

### H1RI25M1 - S25Q25\_1M PARTNR1-FIRST TIME SEX-MO-W1

Type	Code
Measurement Unit	numeric
H1RI25M1	25M1. 1st Partner: In what month [and year] did you first have sexual intercourse with {INITIALS}?

			Frequency	% of total	% of valid
--	--	--	-----------	------------	------------

Valid	1	January	397	1.91%	8.32%
	2	February	403	1.94%	8.44%
	3	March	447	2.15%	9.36%
	4	April	485	2.34%	10.16%
	5	May	519	2.5%	10.87%
	6	June	561	2.7%	11.75%
	7	July	392	1.89%	8.21%
	8	August	329	1.59%	6.89%
	9	September	262	1.26%	5.49%
	10	October	313	1.51%	6.56%
	11	November	322	1.55%	6.74%
	12	December	344	1.66%	7.21%
		Total	4,774	23.01%	100%
Missing	.	missing	1	0%	
	96	refused	81	0.39%	
	97	legitimate skip	15322	73.86%	
	98	don't know	563	2.71%	
	99	not applicable	4	0.02%	
		Total	15,971	76.99%	

Valid	Invalid	Minimum	Maximum
4774	15971	1	12

### H1RI25Y1 - S25Q25\_1Y PARTNR1-FIRST TIME SEX-YR-W1

Type	Code
Measurement Unit	numeric
H1RI25Y1	25Y1. 1st Partner: In what [month and] year did you first have sexual intercourse with {INITIALS}?

			Frequency	% of total	% of valid
Valid	80	1980	3	0.01%	0.06%
	87	1987	1	0%	0.02%
	88	1988	1	0%	0.02%
	89	1989	12	0.06%	0.25%
	90	1990	37	0.18%	0.76%
	91	1991	67	0.32%	1.38%
	92	1992	213	1.03%	4.37%
	93	1993	772	3.72%	15.85%
	94	1994	2095	10.1%	43.02%
	95	1995	1669	8.05%	34.27%
		Total	4,870	23.48%	100%

Missing	.	missing	10	0.05%	
	96	refused	81	0.39%	
	97	legitimate skip	15322	73.86%	
	98	don't know	457	2.2%	
	99	not applicable	5	0.02%	
		Total	15,875	76.52%	

Valid	Invalid	Minimum	Maximum
4870	15875	80	95

### H1RI26M1 - S25Q26\_1M PARTNR1-MOST RECENT SEX-MO-W1

Type	Code
Measurement Unit	numeric
H1RI26M1	26M1. 1st Partner: In what month [and year] did you have sexual intercourse with {INITIALS} most recently?

			Frequency	% of total	% of valid
Valid	1	January	210	1.01%	4.39%
	2	February	235	1.13%	4.91%
	3	March	270	1.3%	5.64%
	4	April	435	2.1%	9.09%
	5	May	915	4.41%	19.11%
	6	June	889	4.29%	18.57%
	7	July	669	3.22%	13.97%
	8	August	500	2.41%	10.44%
	9	September	244	1.18%	5.1%
	10	October	146	0.7%	3.05%
	11	November	123	0.59%	2.57%
	12	December	152	0.73%	3.17%
		Total	4,788	23.08%	100%
Missing	96	refused	119	0.57%	
	97	legitimate skip	15322	73.86%	
	98	don't know	514	2.48%	
	99	not applicable	2	0.01%	
		Total	15,957	76.92%	

Valid	Invalid	Minimum	Maximum
4788	15957	1	12

### H1RI26Y1 - S25Q26\_1Y PARTNR1-MOST RECENT SEX-YR-W1

Type	Code
------	------

Measurement Unit	numeric
H1R126Y1	26Y1. 1st Partner: In what [month and] year did you have sexual intercourse with {INITIALS} most recently?

			Frequency	% of total	% of valid
Valid	83	1983	1	0%	0.02%
	88	1988	1	0%	0.02%
	89	1989	2	0.01%	0.04%
	90	1990	8	0.04%	0.16%
	91	1991	11	0.05%	0.23%
	92	1992	31	0.15%	0.64%
	93	1993	119	0.57%	2.45%
	94	1994	935	4.51%	19.23%
	95	1995	3754	18.1%	77.21%
		Total	4,862	23.44%	100%
Missing	.	missing	9	0.04%	
	96	refused	111	0.54%	
	97	legitimate skip	15322	73.86%	
	98	don't know	439	2.12%	
	99	not applicable	2	0.01%	
		Total	15,883	76.56%	

Valid	Invalid	Minimum	Maximum
4862	15883	83	95

### H1R127\_1 - S25Q27\_1 PARTNR1-SEX MORE THEN ONCE-W1

Type	Code
Measurement Unit	numeric
H1R127_1	27_1. 1st Partner: Did you and {INITIALS} have intercourse once, or more than once?

			Frequency	% of total	% of valid
Valid	1	once	620	2.99%	44.41%
	2	more than once	776	3.74%	55.59%
		Total	1,396	6.73%	100%
Missing	6	refused	17	0.08%	
	7	legitimate skip	19322	93.14%	
	8	don't know	10	0.05%	
		Total	19,349	93.27%	

Valid	Invalid	Minimum	Maximum
1396	19349	1	2

 H1RI28\_1 - S25Q28\_1 PARTNR1-USE BIRTHCONTROL-W1

Type	Code
Measurement Unit	numeric
H1RI28_1	28_1. 1st Partner: Did you or {INITIALS} use any method of birth control?

			Frequency	% of total	% of valid
Valid	0	no	194	0.94%	31.34%
	1	yes	425	2.05%	68.66%
Total			619	2.98%	100%
Missing	7	legitimate skip	20125	97.01%	
	8	don't know	1	0%	
Total			20,126	97.02%	


Valid	Invalid	Minimum	Maximum
619	20126	0	1

 H1RI29A1 - S25Q29A\_1 PARTNR1-METHOD 1-W1

Type	Code
Measurement Unit	numeric
H1RI29A1	29A1. 1st Partner: What method of birth control did you or your partner use?

			Frequency	% of total	% of valid
Valid	1	condoms (rubbers)	391	1.88%	92.22%
	2	withdrawal	6	0.03%	1.42%
	3	rhythm (safe time)	4	0.02%	0.94%
	4	birth control pills	15	0.07%	3.54%
	10	ring	2	0.01%	0.47%
	11	Depo Provera	2	0.01%	0.47%
	13	some other method	4	0.02%	0.94%
Total			424	2.04%	100%
Missing	96	refused	1	0%	
	97	legitimate skip	20320	97.95%	
Total			20,321	97.96%	

Valid	Invalid	Minimum	Maximum
424	20321	1	13

 H1RI29B1 - S25Q29B\_1 PARTNR1-METHOD 2-W1

Type	Code
------	------

Measurement Unit	numeric
H1R129B1	29B1. 1st Partner: What other method of birth control did you or your partner use?

			Frequency	% of total	% of valid	
Valid	1	condoms (rubbers)	15	0.07%	3.6%	
	2	withdrawal	22	0.11%	5.28%	
	3	rhythm (safe time)	5	0.02%	1.2%	
	4	birth control pills	60	0.29%	14.39%	
	5	vaginal sponge	4	0.02%	0.96%	
	6	foam, jelly, creme, suppositories	9	0.04%	2.16%	
	10	ring	1	0%	0.24%	
	11	Depo Provera	5	0.02%	1.2%	
	12	contraceptive film	1	0%	0.24%	
	13	some other method	7	0.03%	1.68%	
	14	no other method	288	1.39%	69.06%	
			Total	417	2.01%	100%
	Missing	.	missing	1	0%	
		96	refused	3	0.01%	
97		legitimate skip	20320	97.95%		
98		don't know	4	0.02%		
		Total	20,328	97.99%		

Valid	Invalid	Minimum	Maximum
417	20328	1	14

### H1R129C1 - S25Q29C\_1 PARTNR1-METHOD 3-W1

Type	Code
Measurement Unit	numeric
H1R129C1	29C1. 1st Partner: What other method of birth control did you or your partner use?

			Frequency	% of total	% of valid
--	--	--	-----------	------------	------------

Valid	1	condoms (rubbers)	8	0.04%	6.3%	
	2	withdrawal	3	0.01%	2.36%	
	3	rhythm (safe time)	8	0.04%	6.3%	
	4	birth control pills	3	0.01%	2.36%	
	5	vaginal sponge	4	0.02%	3.15%	
	6	foam, jelly, creme, suppositories	4	0.02%	3.15%	
	7	diaphragm, with or without jelly	1	0%	0.79%	
	8	IUD (intrauterine device)	2	0.01%	1.57%	
	10	ring	1	0%	0.79%	
	11	Depo Provera	1	0%	0.79%	
	13	some other method	3	0.01%	2.36%	
	14	no other method	89	0.43%	70.08%	
			Total	127	0.61%	100%
	Missing	.	missing	5	0.02%	
96		refused	1	0%		
97		legitimate skip	20611	99.35%		
98		don't know	1	0%		
		Total	20,618	99.39%		

Valid	Invalid	Minimum	Maximum
127	20618	1	14

### H1RI30\_1 - S25Q30\_1 PARTNR1-USE A CONDOM-W1

Type	Code
Measurement Unit	numeric
H1RI30_1	30_1. 1st Partner: Was a condom used when you had sexual intercourse with {INITIALS}?

			Frequency	% of total	% of valid
Valid	0	no	17	0.08%	73.91%
	1	yes	6	0.03%	26.09%
		Total	23	0.11%	100%
Missing	7	legitimate skip	20722	99.89%	
		Total	20,722	99.89%	

Valid	Invalid	Minimum	Maximum
23	20722	0	1

### H1RI31\_1 - S25Q31\_1 PARTNR1-USE OTHER METHOD-W1

Type	Code
------	------



Measurement Unit	numeric
H1RI31_1	31_1. 1st Partner: During the month when you and {INITIALS} had sexual intercourse, did either of you ever use any method of birth control?

			Frequency	% of total	% of valid
Valid	0	no	224	1.08%	28.61%
	1	yes	559	2.69%	71.39%
	Total		783	3.77%	100%
Missing	.	missing	1	0%	
	6	refused	10	0.05%	
	7	legitimate skip	19942	96.13%	
	8	don't know	9	0.04%	
	Total		19,962	96.23%	

Valid	Invalid	Minimum	Maximum
783	19962	0	1

### H1RI32\_1 - S25Q32\_1 PARTNR1-BIRTHCONTROL ALWAYS-W1

Type	Code
Measurement Unit	numeric
H1RI32_1	32_1. 1st Partner: Did one or the other of you use some method of birth control every time you and {INITIALS} had intercourse?

			Frequency	% of total	% of valid
Valid	0	no	108	0.52%	19.35%
	1	yes	450	2.17%	80.65%
	Total		558	2.69%	100%
Missing	.	missing	1	0%	
	6	refused	1	0%	
	7	legitimate skip	20185	97.3%	
	Total		20,187	97.31%	

Valid	Invalid	Minimum	Maximum
558	20187	0	1

### H1RI33A1 - S25Q33A\_1 PARTNR1-METHOD 1-W1

Type	Code
Measurement Unit	numeric
H1RI33A1	33A1. 1st Partner: What method of birth control did you or your partner use?

			Frequency	% of total	% of valid
--	--	--	-----------	------------	------------

Valid	1	condoms (rubbers)	487	2.35%	87.91%
	2	withdrawal	12	0.06%	2.17%
	3	rhythm (safe time)	3	0.01%	0.54%
	4	birth control pills	32	0.15%	5.78%
	7	diaphragm, with or without jelly	1	0%	0.18%
	9	Norplant	3	0.01%	0.54%
	10	ring	1	0%	0.18%
	11	Depo Provera	8	0.04%	1.44%
	12	contraceptive film	2	0.01%	0.36%
	13	some other method	5	0.02%	0.9%
		Total	554	2.67%	100%
Missing	.	missing	1	0%	
	96	refused	3	0.01%	
	97	legitimate skip	20185	97.3%	
	98	don't know	2	0.01%	
	Total	20,191	97.33%		

Valid	Invalid	Minimum	Maximum
554	20191	1	13

### H1RI33B1 - S25Q33B\_1 PARTNR1-METHOD 2-W1

Type	Code
Measurement Unit	numeric
H1RI33B1	33B1. 1st Partner: What other method of birth control did you or your partner use?

			Frequency	% of total	% of valid
Valid	1	condoms (rubbers)	79	0.38%	14.44%
	2	withdrawal	67	0.32%	12.25%
	3	rhythm (safe time)	15	0.07%	2.74%
	4	birth control pills	88	0.42%	16.09%
	5	vaginal sponge	4	0.02%	0.73%
	6	foam, jelly, creme, suppositories	6	0.03%	1.1%
	9	Norplant	4	0.02%	0.73%
	11	Depo Provera	12	0.06%	2.19%
	12	contraceptive film	1	0%	0.18%
	13	some other method	5	0.02%	0.91%
	14	no other method	266	1.28%	48.63%
	Total	547	2.64%	100%	

Missing	.	missing	6	0.03%	
	96	refused	4	0.02%	
	97	legitimate skip	20185	97.3%	
	98	don't know	3	0.01%	
		Total	20,198	97.36%	

Valid	Invalid	Minimum	Maximum
547	20198	1	14

### H1RI33C1 - S25Q33C\_1 PARTNR1-METHOD 3-W1

Type	Code
Measurement Unit	numeric
H1RI33C1	33C1. 1st Partner: What other method of birth control did you or your partner use?

			Frequency	% of total	% of valid
Valid	1	condoms (rubbers)	42	0.2%	15.16%
	2	withdrawal	13	0.06%	4.69%
	3	rhythm (safe time)	10	0.05%	3.61%
	4	birth control pills	30	0.14%	10.83%
	5	vaginal sponge	5	0.02%	1.81%
	6	foam, jelly, creme, suppositories	7	0.03%	2.53%
	7	diaphragm, with or without jelly	2	0.01%	0.72%
	8	IUD (intrauterine device)	1	0%	0.36%
	11	Depo Provera	3	0.01%	1.08%
	12	contraceptive film	1	0%	0.36%
	13	some other method	8	0.04%	2.89%
	14	no other method	155	0.75%	55.96%
		Total	277	1.34%	100%
	Missing	.	missing	9	0.04%
96		refused	1	0%	
97		legitimate skip	20455	98.6%	
98		don't know	3	0.01%	
		Total	20,468	98.66%	

Valid	Invalid	Minimum	Maximum
277	20468	1	14

### H1RI34\_1 - S25Q34\_1 PARTNR1-EVER USE CONDOM-W1

Type	Code
Measurement Unit	numeric

H1RI34_1	34_1. 1st Partner: Was a condom ever used when you had sexual intercourse with {INITIALS}?
----------	--

			Frequency	% of total	% of valid
Valid	0	no	27	0.13%	61.36%
	1	yes	17	0.08%	38.64%
Total			44	0.21%	100%
Missing	.	missing	1	0%	
	7	legitimate skip	20700	99.78%	
Total			20,701	99.79%	

Valid	Invalid	Minimum	Maximum
44	20701	0	1

### H1RI35\_1 - S25Q35\_1 PARTNR1-USE >1 METHOD-W1

Type	Code
Measurement Unit	numeric
H1RI35_1	35_1. 1st Partner: Did you and {INITIALS} use more than one birth control method at the same time, or did you use these methods at different times?

			Frequency	% of total	% of valid
Valid	1	you used more than one method at the same time	118	0.57%	50.86%
	2	you used only one method at a time, but the method you chose was different from time to time	71	0.34%	30.6%
	3	sometimes you used only one method, and sometimes you used more than one	43	0.21%	18.53%
Total			232	1.12%	100%
Missing	.	missing	6	0.03%	
	6	refused	2	0.01%	
	7	legitimate skip	20503	98.83%	
	8	don't know	2	0.01%	
Total			20,513	98.88%	

Valid	Invalid	Minimum	Maximum
232	20513	1	3

### H1RI36\_1 - S25Q35\_1 PARTNR1-USE BIRTHCONTROL-W1

Type	Code
------	------

Measurement Unit	numeric
H1RI36_1	36_1. 1st Partner: Between {FIRST DATE} and {LAST DATE}, when you and {INITIALS} had sexual intercourse, did one or the other of you ever use any method of birth control?

			Frequency	% of total	% of valid
Valid	0	no	650	3.13%	16.27%
	1	yes	3345	16.12%	83.73%
	Total		3,995	19.26%	100%
Missing	6	refused	4	0.02%	
	7	legitimate skip	16745	80.72%	
	8	don't know	1	0%	
	Total		16,750	80.74%	

Valid	Invalid	Minimum	Maximum
3995	16750	0	1

### H1RI37\_1 - S25Q37\_1 PARTNR1-ALWAYS BIRTHCONTROL-W1

Type	Code
Measurement Unit	numeric
H1RI37_1	37_1. 1st Partner: Throughout these months, did one or the other of you use some method of birth control every time you and {INITIALS} had intercourse?

			Frequency	% of total	% of valid
Valid	0	no	1220	5.88%	36.54%
	1	yes	2119	10.21%	63.46%
	Total		3,339	16.1%	100%
Missing	6	refused	4	0.02%	
	7	legitimate skip	17400	83.88%	
	8	don't know	2	0.01%	
	Total		17,406	83.9%	

Valid	Invalid	Minimum	Maximum
3339	17406	0	1

### H1RI38A1 - S25Q38A\_1 PARTNR1-METHOD 1-W1

Type	Code
Measurement Unit	numeric
H1RI38A1	38A1. 1st Partner: What method of birth control did you or your partner use?

			Frequency	% of total	% of valid
--	--	--	-----------	------------	------------

Valid	1	condoms (rubbers)	2737	13.19%	82%
	2	withdrawal	96	0.46%	2.88%
	3	rhythm (safe time)	6	0.03%	0.18%
	4	birth control pills	319	1.54%	9.56%
	5	vaginal sponge	1	0%	0.03%
	6	foam, jelly, creme, suppositories	8	0.04%	0.24%
	7	diaphragm, with or without jelly	1	0%	0.03%
	8	IUD (intrauterine device)	1	0%	0.03%
	9	Norplant	25	0.12%	0.75%
	10	ring	6	0.03%	0.18%
	11	Depo Provera	72	0.35%	2.16%
	12	contraceptive film	41	0.2%	1.23%
	13	some other method	25	0.12%	0.75%
		Total	3,338	16.09%	100%
Missing	96	refused	5	0.02%	
	97	legitimate skip	17400	83.88%	
	98	don't know	2	0.01%	
		Total	17,407	83.91%	

Valid	Invalid	Minimum	Maximum
3338	17407	1	13

### H1RI38B1 - S25Q38B\_1 PARTNR1-METHOD 2-W1

Type	Code
Measurement Unit	numeric
H1RI38B1	38B1. 1st Partner: What other method of birth control did you or your partner use?

	Frequency	% of total	% of valid
--	-----------	------------	------------

Valid	1	condoms (rubbers)	283	1.36%	8.52%
	2	withdrawal	668	3.22%	20.11%
	3	rhythm (safe time)	53	0.26%	1.6%
	4	birth control pills	673	3.24%	20.26%
	5	vaginal sponge	13	0.06%	0.39%
	6	foam, jelly, creme, suppositories	44	0.21%	1.32%
	7	diaphragm, with or without jelly	7	0.03%	0.21%
	8	IUD (intrauterine device)	4	0.02%	0.12%
	9	Norplant	18	0.09%	0.54%
	10	ring	1	0%	0.03%
	11	Depo Provera	65	0.31%	1.96%
	12	contraceptive film	9	0.04%	0.27%
	13	some other method	25	0.12%	0.75%
	14	no other method	1459	7.03%	43.92%
		Total	3,322	16.01%	100%
Missing	.	missing	7	0.03%	
	96	refused	7	0.03%	
	97	legitimate skip	17400	83.88%	
	98	don't know	9	0.04%	
		Total	17,423	83.99%	

Valid	Invalid	Minimum	Maximum
3322	17423	1	14

### H1RI38C1 - S25Q38C\_1 PARTNR1-METHOD 3-W1

Type	Code
Measurement Unit	numeric
H1RI38C1	38C1. 1st Partner: What other method of birth control did you or your partner use?

	Frequency	% of total	% of valid
--	-----------	------------	------------

Valid	1	condoms (rubbers)	40	0.19%	2.18%
	2	withdrawal	110	0.53%	5.99%
	3	rhythm (safe time)	129	0.62%	7.03%
	4	birth control pills	176	0.85%	9.59%
	5	vaginal sponge	17	0.08%	0.93%
	6	foam, jelly, creme, suppositories	82	0.4%	4.47%
	7	diaphragm, with or without jelly	6	0.03%	0.33%
	9	Norplant	8	0.04%	0.44%
	10	ring	4	0.02%	0.22%
	11	Depo Provera	29	0.14%	1.58%
	12	contraceptive film	9	0.04%	0.49%
	13	some other method	24	0.12%	1.31%
	14	no other method	1202	5.79%	65.47%
			Total	1,836	8.85%
Missing	.	missing	16	0.08%	
	96	refused	12	0.06%	
	97	legitimate skip	18866	90.94%	
	98	don't know	15	0.07%	
		Total	18,909	91.15%	

Valid	Invalid	Minimum	Maximum
1836	18909	1	14

### H1RI39\_1 - S25Q39\_1 PARTNR1-EVER USE CONDOM-W1

Type	Code
Measurement Unit	numeric
H1RI39_1	39_1. 1st Partner: Was a condom ever used when you had intercourse with {INITIALS}?

			Frequency	% of total	% of valid
Valid	0	no	195	0.94%	57.52%
	1	yes	144	0.69%	42.48%
		Total	339	1.63%	100%
Missing	6	refused	2	0.01%	
	7	legitimate skip	20404	98.36%	
		Total	20,406	98.37%	

Valid	Invalid	Minimum	Maximum
339	20406	0	1

### H1RI40\_1 - S25Q40\_1 PARTNR1-USE >1 METHOD-W1



Type	Code
Measurement Unit	numeric
H1RI40_1	40_1. 1st Partner: Did you and {INITIALS} use more than one method of birth control at the same time, or did you use these methods at different times?

			Frequency	% of total	% of valid
Valid	1	you used more than one method at the same time	801	3.86%	43.58%
	2	you used only one method at a time, but the method you chose was different from time to time	566	2.73%	30.79%
	3	sometimes you used only one method, and sometimes you used more than one	471	2.27%	25.63%
		Total	1,838	8.86%	100%
Missing	.	missing	16	0.08%	
	7	legitimate skip	18886	91.04%	
	8	don't know	5	0.02%	
		Total	18,907	91.14%	

Valid	Invalid	Minimum	Maximum
1838	18907	1	3

### H1RI41\_1 - S25Q41\_1 PARTNR1-NO. TIMES HAD SEX-W1

Type	Numeric (Double)
H1RI41_1	41_1. 1st Partner: About how many times have you and {INITIALS} had sexual intercourse since {FIRST INTERCOURSE DATE}?

			Frequency	% of total	% of valid
Missing	.	missing	1	0%	
	9996	refused	40	0.19%	
	9997	legitimate skip	17400	83.88%	
	9998	don't know	246	1.19%	
	9999	not applicable	1	0%	
		Total	17,688	85.26%	

Valid	Invalid	Minimum	Maximum	Mean	StdDev
3057	17688	1	999	60.759895...	123.06002...

### H1RI1M\_2 - S25Q1M PARTNR2-DATE BEGAN-MONTH-W1

Type	Code
------	------

Measurement Unit	numeric
H1R1M_2	1M_2. 2nd Partner: In what month [and year] did your relationship with {INITIALS} begin? That is, when did you first consider {INITIALS} a special friend? If you don't remember the exact date, press the [F8] key for both month and year. If you don't consider this person a special friend, enter "00" for both month and year.

			Frequency	% of total	% of valid
Valid	0	you don't consider this person a special friend	3	0.01%	0.1%
	1	January	270	1.3%	9.12%
	2	February	223	1.07%	7.53%
	3	March	257	1.24%	8.68%
	4	April	329	1.59%	11.11%
	5	May	347	1.67%	11.72%
	6	June	324	1.56%	10.94%
	7	July	226	1.09%	7.63%
	8	August	231	1.11%	7.8%
	9	September	185	0.89%	6.25%
	10	October	201	0.97%	6.79%
	11	November	176	0.85%	5.94%
	12	December	190	0.92%	6.41%
	Total	2,962	14.28%	100%	
Missing	.	missing	9	0.04%	
	96	refused	55	0.27%	
	97	legitimate skip	16515	79.61%	
	98	don't know or don't remember	1202	5.79%	
	99	not applicable	2	0.01%	
	Total	17,783	85.72%		

Valid	Invalid	Minimum	Maximum
2962	17783	0	12

### H1R1Y\_2 - S25Q1Y PARTNR2-DATE BEGAN-YEAR-W1

Type	Code
Measurement Unit	numeric
H1R1Y_2	1Y_2. 2nd Partner: In what [month and] year did your relationship with {INITIALS} begin? That is, when did you first consider {INITIALS} a special friend? If you don't remember the exact date, press the [F8] key for both month and year. If you don't consider this person a special friend, enter "00" for both month and year.

			Frequency	% of total	% of valid
Valid	0	you don't consider this person a special friend	3	0.01%	0.09%
	78	1978	1	0%	0.03%
	79	1979	2	0.01%	0.06%
	80	1980	1	0%	0.03%
	82	1982	1	0%	0.03%
	84	1984	1	0%	0.03%
	87	1987	3	0.01%	0.09%
	88	1988	3	0.01%	0.09%
	89	1989	6	0.03%	0.19%
	90	1990	20	0.1%	0.63%
	91	1991	34	0.16%	1.08%
	92	1992	70	0.34%	2.21%
	93	1993	273	1.32%	8.63%
	94	1994	1283	6.18%	40.58%
	95	1995	1461	7.04%	46.2%
	Total	3,162	15.24%	100%	
Missing	.	missing	17	0.08%	
	96	refused	53	0.26%	
	97	legitimate skip	16515	79.61%	
	98	don't know	995	4.8%	
	99	not applicable	3	0.01%	
	Total	17,583	84.76%		

Valid	Invalid	Minimum	Maximum
3162	17583	0	95

### H1RI2\_2 - S25Q2 PARTNR2-YEAR RELATION BEGAN-W1

Type	Code
Measurement Unit	numeric
H1RI2_2	2_2. 2nd Partner: In what year did your relationship with {INITIALS} begin?

	Frequency	% of total	% of valid
--	-----------	------------	------------

Valid	78	1978	1	0%	0.1%
	79	1979	1	0%	0.1%
	80	1980	1	0%	0.1%
	85	1985	1	0%	0.1%
	86	1986	1	0%	0.1%
	87	1987	1	0%	0.1%
	88	1988	1	0%	0.1%
	89	1989	7	0.03%	0.7%
	90	1990	10	0.05%	1%
	91	1991	20	0.1%	1.99%
	92	1992	32	0.15%	3.18%
	93	1993	132	0.64%	13.13%
	94	1994	401	1.93%	39.9%
	95	1995	396	1.91%	39.4%
		Total	1,005	4.84%	100%
Missing	.	missing	2	0.01%	
	96	refused	6	0.03%	
	97	legitimate skip	19532	94.15%	
	98	don't know	198	0.95%	
	99	not applicable	2	0.01%	
	Total	19,740	95.16%		

Valid	Invalid	Minimum	Maximum
1005	19740	78	95

### H1RI3\_2 - S25Q3 PARTNR2 HIS/HER AGE WHEN MET-W1

Type	Numeric (Double)
H1RI3_2	3_2. 2nd Partner: How old was {INITIALS} when your romantic relationship began?

			Frequency	% of total	% of valid
Missing	.	missing	1	0%	
	96	refused	48	0.23%	
	97	legitimate skip	16518	79.62%	
	98	don't know	59	0.28%	
	99	not applicable	2	0.01%	
	Total	16,628	80.15%		

Valid	Invalid	Minimum	Maximum	Mean	StdDev
4117	16628	6	55	16.020160...	2.6544298...

 H1RI4\_2 - S25Q4 PARTNR2 APPROX PARTNERS AGE-W1

Type	Numeric (Double)
H1RI4_2	4_2. 2nd Partner: About how old was {INITIALS}?

			Frequency	% of total	% of valid
Missing	96	refused	47	0.23%	
	97	legitimate skip	20635	99.47%	
	98	don't know	42	0.2%	
	99	not applicable	1	0%	
Total			20,725	99.9%	

Valid	Invalid	Minimum	Maximum	Mean	StdDev
20	20725	12	20	15.25	2.3591925...

 H1RI5A\_2 - S25Q5 PARTNR2 HIS/HER GRADE WHEN MET-W1

Type	Code
Measurement Unit	numeric
H1RI5A_2	5A_2. 2nd Partner: What grade was {INITIALS} in at that time?

			Frequency	% of total	% of valid
Valid	2	first or second grade	9	0.04%	0.22%
	3	third grade	4	0.02%	0.1%
	4	fourth grade	5	0.02%	0.12%
	5	fifth grade	14	0.07%	0.34%
	6	sixth grade	89	0.43%	2.15%
	7	seventh grade	368	1.77%	8.87%
	8	eighth grade	463	2.23%	11.16%
	9	ninth grade	608	2.93%	14.65%
	10	tenth grade	715	3.45%	17.23%
	11	eleventh grade	694	3.35%	16.73%
	12	twelfth grade	496	2.39%	11.95%
	13	beyond high school	246	1.19%	5.93%
	14	{INITIALS} wasn't in school	374	1.8%	9.01%
	15	{INITIALS} was in school, but you don't know what grade	37	0.18%	0.89%
	16	you don't know whether {INITIALS} was in school	27	0.13%	0.65%
	Total			4,149	20%

Missing	96	refused	44	0.21%	
	97	legitimate skip	16518	79.62%	
	98	don't know	33	0.16%	
	99	not applicable	1	0%	
		Total	16,596	80%	

Valid	Invalid	Minimum	Maximum
4149	16596	2	16

### H1RI6\_2 - S25Q6 PARTNR2 GO TO SAME SCHOOL-W1

Type	Code
Measurement Unit	numeric
H1RI6_2	6_2. 2nd Partner: When your relationship with {INITIALS} began, did you and {INITIALS} go to the same school?

			Frequency	% of total	% of valid
Valid	0	no	1626	7.84%	43.1%
	1	yes	2147	10.35%	56.9%
		Total	3,773	18.19%	100%
Missing	6	refused	37	0.18%	
	7	legitimate skip	16919	81.56%	
	8	don't know	15	0.07%	
	9	not applicable	1	0%	
		Total	16,972	81.81%	

Valid	Invalid	Minimum	Maximum
3773	16972	0	1

### H1RI7\_2 - S25Q7 PARTNR2 WHERE DID HE/SHE LIVE-W1

Type	Code
Measurement Unit	numeric
H1RI7_2	7_2. 2nd Partner: When your relationship with {INITIALS} began, where did {INITIALS} live?

			Frequency	% of total	% of valid
Valid	1	in your neighborhood	1085	5.23%	25.96%
	2	not in your neighborhood	3094	14.91%	74.04%
		Total	4,179	20.14%	100%

Missing	6	refused	34	0.16%	
	7	legitimate skip	16518	79.62%	
	8	don't know	13	0.06%	
	9	not applicable	1	0%	
		Total	16,566	79.86%	

Valid	Invalid	Minimum	Maximum
4179	16566	1	2

### 

Type	Code
Measurement Unit	numeric
H1R18A_2	8A_2. 2nd Partner: In what ways did you know {INITIALS} before your relationship began? (If you knew {INITIALS} in more than one way, choose more than one answer.): You went to the same school.

			Frequency	% of total	% of valid
Valid	0	not marked	2178	10.5%	52.33%
	1	marked	1984	9.56%	47.67%
		Total	4,162	20.06%	100%
Missing	6	refused	46	0.22%	
	7	legitimate skip	16518	79.62%	
	8	don't know	18	0.09%	
	9	not applicable	1	0%	
		Total	16,583	79.94%	

Valid	Invalid	Minimum	Maximum
4162	16583	0	1

### 

Type	Code
Measurement Unit	numeric
H1R18B_2	8B_2. 2nd Partner: In what ways did you know {INITIALS} before your relationship began (If you knew {INITIALS} in more than one way, choose more than one answer.): You went to the same church, synagogue, or place or worship.

			Frequency	% of total	% of valid
Valid	0	not marked	3922	18.91%	94.23%
	1	marked	240	1.16%	5.77%
		Total	4,162	20.06%	100%

Missing	6	refused	46	0.22%	
	7	legitimate skip	16518	79.62%	
	8	don't know	18	0.09%	
	9	not applicable	1	0%	
		Total	16,583	79.94%	

Valid	Invalid	Minimum	Maximum
4162	16583	0	1

### H1R18C\_2 - S25Q8C PARTNR2-NEIGHBORS-W1

Type	Code
Measurement Unit	numeric
H1R18C_2	8C_2. 2nd Partner: In what ways did you know {INITIALS} before your relationship began (If you knew {INITIALS} in more than one way, choose more than one answer.): You were neighbors.

			Frequency	% of total	% of valid
Valid	0	not marked	3958	19.08%	95.1%
	1	marked	204	0.98%	4.9%
		Total	4,162	20.06%	100%
Missing	6	refused	46	0.22%	
	7	legitimate skip	16518	79.62%	
	8	don't know	18	0.09%	
	9	not applicable	1	0%	
		Total	16,583	79.94%	

Valid	Invalid	Minimum	Maximum
4162	16583	0	1

### H1R18D\_2 - S25Q8D PARTNR2-CASUAL ACQUAINTANCES-W1

Type	Code
Measurement Unit	numeric
H1R18D_2	8D_2. 2nd Partner: In what ways did you know {INITIALS} before your relationship began (If you knew {INITIALS} in more than one way, choose more than one answer.): You were casual acquaintances.

			Frequency	% of total	% of valid
Valid	0	not marked	3102	14.95%	74.53%
	1	marked	1060	5.11%	25.47%
		Total	4,162	20.06%	100%



Missing	6	refused	46	0.22%	
	7	legitimate skip	16518	79.62%	
	8	don't know	18	0.09%	
	9	not applicable	1	0%	
		Total	16,583	79.94%	

Valid	Invalid	Minimum	Maximum
4162	16583	0	1

### H1R18E\_2 - S25Q8E PARTNR2-FRIENDS-W1

Type	Code
Measurement Unit	numeric
H1R18E_2	8E_2. 2nd Partner: In what ways did you know {INITIALS} before your relationship began (If you knew {INITIALS} in more than one way, choose more than one answer.): You were friends.

			Frequency	% of total	% of valid
Valid	0	not marked	2514	12.12%	60.4%
	1	marked	1648	7.94%	39.6%
		Total	4,162	20.06%	100%
Missing	6	refused	46	0.22%	
	7	legitimate skip	16518	79.62%	
	8	don't know	18	0.09%	
	9	not applicable	1	0%	
		Total	16,583	79.94%	

Valid	Invalid	Minimum	Maximum
4162	16583	0	1

### H1R18F\_2 - S25Q8F PARTNR2-SHARED MUTUAL FRIEND-W1

Type	Code
Measurement Unit	numeric
H1R18F_2	8F_2. 2nd Partner: In what ways did you know {INITIALS} before your relationship began (If you knew {INITIALS} in more than one way, choose more than one answer.): {INITIALS} was a friend of another friend of yours.

			Frequency	% of total	% of valid
Valid	0	not marked	2444	11.78%	58.72%
	1	marked	1718	8.28%	41.28%
		Total	4,162	20.06%	100%

Missing	6	refused	46	0.22%	
	7	legitimate skip	16518	79.62%	
	8	don't know	18	0.09%	
	9	not applicable	1	0%	
		Total	16,583	79.94%	

Valid	Invalid	Minimum	Maximum
4162	16583	0	1

### H1R18G\_2 - S25Q8G PARTNR2-SOME OTHER WAY-W1

Type	Code
Measurement Unit	numeric
H1R18G_2	8G_2. 2nd Partner: In what ways did you know {INITIALS} before your relationship began (If you knew {INITIALS} in more than one way, choose more than one answer.): some other way

			Frequency	% of total	% of valid
Valid	0	not marked	3621	17.45%	87%
	1	marked	541	2.61%	13%
		Total	4,162	20.06%	100%
Missing	6	refused	46	0.22%	
	7	legitimate skip	16518	79.62%	
	8	don't know	18	0.09%	
	9	not applicable	1	0%	
		Total	16,583	79.94%	

Valid	Invalid	Minimum	Maximum
4162	16583	0	1

### H1R18H\_2 - S25Q8H PARTNR2-DID NOT KNOW BEFORE-W1

Type	Code
Measurement Unit	numeric
H1R18H_2	8H_2. 2nd Partner: In what ways did you know {INITIALS} before your relationship began (If you knew {INITIALS} in more than one way, choose more than one answer.): You did not know {INITIALS} before your relationship began. Your relationship began at your first meeting.

			Frequency	% of total	% of valid
Valid	0	not marked	3814	18.39%	91.64%
	1	marked	348	1.68%	8.36%
		Total	4,162	20.06%	100%

Missing	6	refused	46	0.22%	
	7	legitimate skip	16518	79.62%	
	8	don't know	18	0.09%	
	9	not applicable	1	0%	
		Total	16,583	79.94%	

Valid	Invalid	Minimum	Maximum
4162	16583	0	1

### H1RI9\_2 - S25Q9 PARTNR2-HOW MANY FRIENDS KNEW-W1

Type	Code
Measurement Unit	numeric
H1RI9_2	9_2. 2nd Partner: When your relationship with {INITIALS} began, how many of your close friends knew {INITIALS}?

			Frequency	% of total	% of valid
Valid	1	all of them	1244	6%	29.82%
	2	most of them	1189	5.73%	28.5%
	3	a few of them	1070	5.16%	25.65%
	4	one of them	340	1.64%	8.15%
	5	none of them	309	1.49%	7.41%
	6	when your relationship with {INITIALS} began, you had no close friends	20	0.1%	0.48%
		Total	4,172	20.11%	100%
Missing	96	refused	44	0.21%	
	97	legitimate skip	16518	79.62%	
	98	don't know	10	0.05%	
	99	not applicable	1	0%	
		Total	16,573	79.89%	

Valid	Invalid	Minimum	Maximum
4172	16573	1	6

### H1RI10\_2 - S25Q10 PARTNR2-STILL GOING ON-W1

Type	Code
Measurement Unit	numeric
H1RI10_2	10_2. 2nd Partner: Is your relationship with {INITIALS} still going on?

	Frequency	% of total	% of valid
--	-----------	------------	------------

Valid	0	no	2730	13.16%	65.48%
	1	yes	1439	6.94%	34.52%
		Total	4,169	20.1%	100%
Missing	6	refused	44	0.21%	
	7	legitimate skip	16518	79.62%	
	8	don't know	13	0.06%	
	9	not applicable	1	0%	
		Total	16,576	79.9%	

Valid	Invalid	Minimum	Maximum
4169	16576	0	1

### H1RI11M2 - S25Q11M PARTNR2-WHEN DID IT END-MO-W1

Type	Code
Measurement Unit	numeric
H1RI11M2	11M2. 2nd Partner: In what month [and year] did your relationship with {INITIALS} end?

			Frequency	% of total	% of valid
Valid	1	January	162	0.78%	7.75%
	2	February	198	0.95%	9.47%
	3	March	189	0.91%	9.04%
	4	April	245	1.18%	11.72%
	5	May	285	1.37%	13.64%
	6	June	244	1.18%	11.67%
	7	July	168	0.81%	8.04%
	8	August	141	0.68%	6.75%
	9	September	125	0.6%	5.98%
	10	October	91	0.44%	4.35%
	11	November	107	0.52%	5.12%
	12	December	135	0.65%	6.46%
		Total	2,090	10.07%	100%
Missing	96	refused	26	0.13%	
	97	legitimate skip	18015	86.84%	
	98	don't know	612	2.95%	
	99	not applicable	2	0.01%	
		Total	18,655	89.93%	

Valid	Invalid	Minimum	Maximum
2090	18655	1	12

 H1RI11Y2 - S25Q11Y PARTNR2-WHEN DID IT END-YR-W1

Type	Code
Measurement Unit	numeric
H1RI11Y2	11Y2. 2nd Partner: In what [month and] year did your relationship with {INITIALS} end?

			Frequency	% of total	% of valid
Valid	79	1979	2	0.01%	0.09%
	87	1987	1	0%	0.04%
	88	1988	1	0%	0.04%
	90	1990	5	0.02%	0.22%
	91	1991	4	0.02%	0.18%
	92	1992	17	0.08%	0.76%
	93	1993	68	0.33%	3.05%
	94	1994	818	3.94%	36.68%
	95	1995	1314	6.33%	58.92%
	Total	2,230	10.75%	100%	
Missing	.	missing	5	0.02%	
	96	refused	25	0.12%	
	97	legitimate skip	18015	86.84%	
	98	don't know	467	2.25%	
	99	not applicable	3	0.01%	
	Total	18,515	89.25%		

Valid	Invalid	Minimum	Maximum
2230	18515	79	95

 H1RI12\_2 - S25Q12 PARTNR2-WHAT YEAR DID IT END-W1

Type	Code
Measurement Unit	numeric
H1RI12_2	12_2. 2nd Partner: In what year did your relationship with {INITIALS} end?

			Frequency	% of total	% of valid
Valid	91	1991	1	0%	0.25%
	92	1992	6	0.03%	1.49%
	93	1993	20	0.1%	4.96%
	94	1994	212	1.02%	52.61%
	95	1995	164	0.79%	40.69%
	Total	403	1.94%	100%	

Missing	96	refused	18	0.09%	
	97	legitimate skip	20105	96.91%	
	98	don't know	218	1.05%	
	99	not applicable	1	0%	
		Total	20,342	98.06%	

Valid	Invalid	Minimum	Maximum
403	20342	91	95

### H1RI13\_2 - S25Q13 PARTNR2-WHERE LIVE AT END-W1

Type	Code
Measurement Unit	numeric
H1RI13_2	13_2. 2nd Partner: When your relationship with {INITIALS} ended, where did {INITIALS} live?

			Frequency	% of total	% of valid
Valid	1	in your neighborhood	614	2.96%	22.61%
	2	not in your neighborhood	2102	10.13%	77.39%
		Total	2,716	13.09%	100%
Missing	6	refused	3	0.01%	
	7	legitimate skip	18015	86.84%	
	8	don't know	11	0.05%	
		Total	18,029	86.91%	

Valid	Invalid	Minimum	Maximum
2716	18029	1	2

### H1RI14\_2 - S25Q14 PARTNR2-SAMPLE/SISTER SCH NOW-W1

Type	Code
Measurement Unit	numeric
H1RI14_2	14_2. 2nd Partner: [If SCHOOL YEAR:] Does {INITIALS} go to {SAMPLE SCHOOL} or {SISTER SCHOOL} now? [If SUMMER:] Did {INITIALS} go to {SAMPLE SCHOOL} or {SISTER SCHOOL} during the 1994-95 school year?

			Frequency	% of total	% of valid
Valid	0	no	2035	9.81%	53.72%
	1	yes	1753	8.45%	46.28%
		Total	3,788	18.26%	100%

Missing	.	missing	385	1.86%	
	6	refused	42	0.2%	
	7	legitimate skip	16518	79.62%	
	8	don't know	11	0.05%	
	9	not applicable	1	0%	
		Total	16,957	81.74%	

Valid	Invalid	Minimum	Maximum
3788	16957	0	1

### 

Type	Code
Measurement Unit	numeric
H1RI15_2	15_2. 2nd Partner: [If SCHOOL YEAR:] What grade is {INITIALS} in now? [If SUMMER:] What grade was {INITIALS} in during the 1994-95 school year?

			Frequency	% of total	% of valid
Valid	1	first grade	7	0.03%	0.17%
	2	second grade	7	0.03%	0.17%
	3	third grade	3	0.01%	0.07%
	4	fourth grade	1	0%	0.02%
	5	fifth grade	6	0.03%	0.15%
	6	sixth grade	57	0.27%	1.42%
	7	seventh grade	285	1.37%	7.09%
	8	eight grade	387	1.87%	9.62%
	9	nine grade	569	2.74%	14.15%
	10	tenth grade	660	3.18%	16.41%
	11	eleventh grade	680	3.28%	16.91%
	12	twelfth grade	547	2.64%	13.6%
	13	{INITIALS} has graduated from high school, and is in another kind of school	300	1.45%	7.46%
	14	{INITIALS} has graduated from high school, and is out of school	270	1.3%	6.71%
	15	{INITIALS} has dropped out of school	146	0.7%	3.63%
	16	{INITIALS} is in school, but you don't know what grade	34	0.16%	0.85%
	17	you don't know whether {INITIALS} is in school	62	0.3%	1.54%
	Total	4,021	19.38%	100%	

Missing	96	refused	56	0.27%	
	97	legitimate skip	16518	79.62%	
	98	don't know	149	0.72%	
	99	not applicable	1	0%	
		Total	16,724	80.62%	

Valid	Invalid	Minimum	Maximum
4021	16724	1	17

### H1RI16\_2 - S25Q16 PARTNR2-HISPANIC/LATINO-W1

Type	Code
Measurement Unit	numeric
H1RI16_2	16_2. 2nd Partner: Is {INITIALS} of Hispanic or Latino origin?

			Frequency	% of total	% of valid
Valid	0	no	3475	16.75%	83.63%
	1	yes	680	3.28%	16.37%
		Total	4,155	20.03%	100%
Missing	6	refused	46	0.22%	
	7	legitimate skip	16518	79.62%	
	8	don't know	25	0.12%	
	9	not applicable	1	0%	
		Total	16,590	79.97%	

Valid	Invalid	Minimum	Maximum
4155	16590	0	1

### H1RI17A2 - S25Q17A PARTNR2-MEXICAN-W1

Type	Code
Measurement Unit	numeric
H1RI17A2	17A2. 2nd Partner: What is {INITIALS}'s Hispanic or Latino background (You may choose more than one answer.): Mexican/Mexican American

			Frequency	% of total	% of valid
Valid	0	not marked	367	1.77%	55.27%
	1	marked	297	1.43%	44.73%
		Total	664	3.2%	100%
Missing	6	refused	1	0%	
	7	legitimate skip	20065	96.72%	
	8	don't know	15	0.07%	



		Total	20,081	96.8%	
--	--	-------	--------	-------	--

Valid	Invalid	Minimum	Maximum
664	20081	0	1

### H1RI17B2 - S25Q17B PARTNR2-CHICANO-W1

Type	Code
Measurement Unit	numeric
H1RI17B2	17B2. 2nd Partner: What is {INITIALS}'s Hispanic or Latino background (You may choose more than one answer.): Chicano/Chicana

			Frequency	% of total	% of valid
Valid	0	not marked	612	2.95%	92.17%
	1	marked	52	0.25%	7.83%
		Total	664	3.2%	100%
Missing	6	refused	1	0%	
	7	legitimate skip	20065	96.72%	
	8	don't know	15	0.07%	
		Total	20,081	96.8%	

Valid	Invalid	Minimum	Maximum
664	20081	0	1

### H1RI17C2 - S25Q17C PARTNR2-CUBAN-W1

Type	Code
Measurement Unit	numeric
H1RI17C2	17C2. 2nd Partner: What is {INITIALS}'s Hispanic or Latino background (You may choose more than one answer.): Cuban/Cuban American

			Frequency	% of total	% of valid
Valid	0	not marked	583	2.81%	87.8%
	1	marked	81	0.39%	12.2%
		Total	664	3.2%	100%
Missing	6	refused	1	0%	
	7	legitimate skip	20065	96.72%	
	8	don't know	15	0.07%	
		Total	20,081	96.8%	

Valid	Invalid	Minimum	Maximum
664	20081	0	1

 H1RI17D2 - S25Q17D PARTNR2-PUERTO RICAN-W1

Type	Code
Measurement Unit	numeric
H1RI17D2	17D2. 2nd Partner: What is {INITIALS}'s Hispanic or Latino background (You may choose more than one answer.): Puerto Rican

			Frequency	% of total	% of valid
Valid	0	not marked	548	2.64%	82.53%
	1	marked	116	0.56%	17.47%
Total			664	3.2%	100%
Missing	6	refused	1	0%	
	7	legitimate skip	20065	96.72%	
	8	don't know	15	0.07%	
Total			20,081	96.8%	

Valid	Invalid	Minimum	Maximum
664	20081	0	1

 H1RI17E2 - S25Q17E PARTNR2-CENTR/SOUTH AMERICAN-W1

Type	Code
Measurement Unit	numeric
H1RI17E2	17E2. 2nd Partner: What is {INITIALS}'s Hispanic or Latino background (You may choose more than one answer.): Central/South American

			Frequency	% of total	% of valid
Valid	0	not marked	603	2.91%	90.81%
	1	marked	61	0.29%	9.19%
Total			664	3.2%	100%
Missing	6	refused	1	0%	
	7	legitimate skip	20065	96.72%	
	8	don't know	15	0.07%	
Total			20,081	96.8%	

Valid	Invalid	Minimum	Maximum
664	20081	0	1

 H1RI17F2 - S25Q17F PARTNR2-OTHER HISPANIC-W1

Type	Code
Measurement Unit	numeric

H1RI17F2	17F2. 2nd Partner: What is {INITIALS}'s Hispanic or Latino background (You may choose more than one answer.): other Hispanic
----------	--

			Frequency	% of total	% of valid
Valid	0	not marked	574	2.77%	86.45%
	1	marked	90	0.43%	13.55%
Total			664	3.2%	100%
Missing	6	refused	1	0%	
	7	legitimate skip	20065	96.72%	
	8	don't know	15	0.07%	
Total			20,081	96.8%	

Valid	Invalid	Minimum	Maximum
664	20081	0	1

### H1RI18A2 - S25Q18A PARTNR2-WHITE-W1

Type	Code
Measurement Unit	numeric
H1RI18A2	18A2. 2nd Partner: What is {INITIALS}'s race (If {INITIALS} is of mixed race, you may choose more than one answer): White

			Frequency	% of total	% of valid
Valid	0	not marked	1484	7.15%	35.66%
	1	marked	2678	12.91%	64.34%
Total			4,162	20.06%	100%
Missing	6	refused	44	0.21%	
	7	legitimate skip	16518	79.62%	
	8	don't know	19	0.09%	
	9	not applicable	2	0.01%	
Total			16,583	79.94%	

Valid	Invalid	Minimum	Maximum
4162	16583	0	1

### H1RI18B2 - S25Q18B PARTNR2-AFRICAN AMERICAN-W1

Type	Code
Measurement Unit	numeric
H1RI18B2	18B2. 2nd Partner: What is {INITIALS}'s race (If {INITIALS} is of mixed race, you may choose more than one answer): black or African American

			Frequency	% of total	% of valid
--	--	--	-----------	------------	------------

Valid	0	not marked	3259	15.71%	78.3%
	1	marked	903	4.35%	21.7%
		Total	4,162	20.06%	100%
Missing	6	refused	44	0.21%	
	7	legitimate skip	16518	79.62%	
	8	don't know	19	0.09%	
	9	not applicable	2	0.01%	
		Total	16,583	79.94%	

Valid	Invalid	Minimum	Maximum
4162	16583	0	1

### H1RI18C2 - S25Q18C PARTNR2-AMERICAN INDIAN-W1

Type	Code
Measurement Unit	numeric
H1RI18C2	18C2. 2nd Partner: What is {INITIALS}'s race (If {INITIALS} is of mixed race, you may choose more than one answer): American Indian or Native American

			Frequency	% of total	% of valid
Valid	0	not marked	4057	19.56%	97.48%
	1	marked	105	0.51%	2.52%
		Total	4,162	20.06%	100%
Missing	6	refused	44	0.21%	
	7	legitimate skip	16518	79.62%	
	8	don't know	19	0.09%	
	9	not applicable	2	0.01%	
		Total	16,583	79.94%	

Valid	Invalid	Minimum	Maximum
4162	16583	0	1

### H1RI18D2 - S25Q18D PARTNR2-ASIAN-W1

Type	Code
Measurement Unit	numeric
H1RI18D2	18D2. 2nd Partner: What is {INITIALS}'s race (If {INITIALS} is of mixed race, you may choose more than one answer): Asian or Pacific Islander

			Frequency	% of total	% of valid
Valid	0	not marked	3987	19.22%	95.8%
	1	marked	175	0.84%	4.2%

		Total	4,162	20.06%	100%
Missing	6	refused	44	0.21%	
	7	legitimate skip	16518	79.62%	
	8	don't know	19	0.09%	
	9	not applicable	2	0.01%	
		Total	16,583	79.94%	

Valid	Invalid	Minimum	Maximum
4162	16583	0	1

### 

Type	Code
Measurement Unit	numeric
H1RI18E2	18E2. 2nd Partner: What is {INITIALS}'s race (If {INITIALS} is of mixed race, you may choose more than one answer): other

			Frequency	% of total	% of valid
Valid	0	not marked	3698	17.83%	88.85%
	1	marked	464	2.24%	11.15%
		Total	4,162	20.06%	100%
Missing	6	refused	44	0.21%	
	7	legitimate skip	16518	79.62%	
	8	don't know	19	0.09%	
	9	not applicable	2	0.01%	
		Total	16,583	79.94%	

Valid	Invalid	Minimum	Maximum
4162	16583	0	1

### 

Type	Code
Measurement Unit	numeric
H1RI19A2	19A2. 2nd Partner: What is {INITIALS}'s Asian background (You may choose more than one answer): Chinese

			Frequency	% of total	% of valid
Valid	0	not marked	153	0.74%	88.95%
	1	marked	19	0.09%	11.05%
		Total	172	0.83%	100%

Missing	7	legitimate skip	20570	99.16%	
	8	don't know	3	0.01%	
		Total	20,573	99.17%	

Valid	Invalid	Minimum	Maximum
172	20573	0	1

### H1RI19B2 - S25Q19B PARTNR2-FILIPINO-W1

Type	Code
Measurement Unit	numeric
H1RI19B2	19B2. 2nd Partner: What is {INITIALS}'s Asian background (You may choose more than one answer): Filipino

			Frequency	% of total	% of valid
Valid	0	not marked	90	0.43%	52.33%
	1	marked	82	0.4%	47.67%
		Total	172	0.83%	100%
Missing	7	legitimate skip	20570	99.16%	
	8	don't know	3	0.01%	
		Total	20,573	99.17%	

Valid	Invalid	Minimum	Maximum
172	20573	0	1

### H1RI19C2 - S25Q19C PARTNR2-JAPANESE-W1

Type	Code
Measurement Unit	numeric
H1RI19C2	19C2. 2nd Partner: What is {INITIALS}'s Asian background (You may choose more than one answer): Japanese

			Frequency	% of total	% of valid
Valid	0	not marked	150	0.72%	87.21%
	1	marked	22	0.11%	12.79%
		Total	172	0.83%	100%
Missing	7	legitimate skip	20570	99.16%	
	8	don't know	3	0.01%	
		Total	20,573	99.17%	

Valid	Invalid	Minimum	Maximum
172	20573	0	1

 H1RI19D2 - S25Q19D PARTNR2-ASIAN INDIAN-W1

Type	Code
Measurement Unit	numeric
H1RI19D2	19D2. 2nd Partner: What is {INITIALS}'s Asian background (You may choose more than one answer): Asian Indian

			Frequency	% of total	% of valid
Valid	0	not marked	165	0.8%	95.93%
	1	marked	7	0.03%	4.07%
		Total	172	0.83%	100%
Missing	7	legitimate skip	20570	99.16%	
	8	don't know	3	0.01%	
		Total	20,573	99.17%	

Valid	Invalid	Minimum	Maximum
172	20573	0	1

 H1RI19E2 - S25Q19E PARTNR2-KOREAN-W1

Type	Code
Measurement Unit	numeric
H1RI19E2	19E2. 2nd Partner: What is {INITIALS}'s Asian background (You may choose more than one answer): Korean

			Frequency	% of total	% of valid
Valid	0	not marked	156	0.75%	90.7%
	1	marked	16	0.08%	9.3%
		Total	172	0.83%	100%
Missing	7	legitimate skip	20570	99.16%	
	8	don't know	3	0.01%	
		Total	20,573	99.17%	

Valid	Invalid	Minimum	Maximum
172	20573	0	1

 H1RI19F2 - S25Q19F PARTNR2-VIETNAMESE-W1

Type	Code
Measurement Unit	numeric

H1R19F2	19F2. 2nd Partner: What is {INITIALS}'s Asian background (You may choose more than one answer): Vietnamese
---------	--

			Frequency	% of total	% of valid
Valid	0	not marked	168	0.81%	97.67%
	1	marked	4	0.02%	2.33%
Total			172	0.83%	100%
Missing	7	legitimate skip	20570	99.16%	
	8	don't know	3	0.01%	
Total			20,573	99.17%	

Valid	Invalid	Minimum	Maximum
172	20573	0	1

### H1R19G2 - S25Q19G PARTNR2-OTHER-W1

Type	Code
Measurement Unit	numeric
H1R19G2	19G2. 2nd Partner: What is {INITIALS}'s Asian background (You may choose more than one answer): other

			Frequency	% of total	% of valid
Valid	0	not marked	127	0.61%	73.84%
	1	marked	45	0.22%	26.16%
Total			172	0.83%	100%
Missing	7	legitimate skip	20570	99.16%	
	8	don't know	3	0.01%	
Total			20,573	99.17%	

Valid	Invalid	Minimum	Maximum
172	20573	0	1

### H1R120\_2 - S25Q20 PARTNR2-GENDER-W1

Type	Code
Measurement Unit	numeric
H1R120_2	20_2. 2nd Partner: What is {INITIALS}'s sex?

			Frequency	% of total	% of valid
Valid	1	male	2093	10.09%	50.07%
	2	female	2087	10.06%	49.93%
Total			4,180	20.15%	100%



Missing	6	refused	37	0.18%	
	7	legitimate skip	16518	79.62%	
	8	don't know	10	0.05%	
		Total	16,565	79.85%	

Valid	Invalid	Minimum	Maximum
4180	16565	1	2

### 

Type	Code
Measurement Unit	numeric
H1RI21A2	21A2. 2nd Partner: Go through the deck of cards and reject any cards that describe things that have NOT happened in your romantic relationship with {INITIALS}: We went out together in a group.

			Frequency	% of total	% of valid
Valid	0	card rejected	1118	5.39%	28.75%
	1	card kept	2771	13.36%	71.25%
		Total	3,889	18.75%	100%
Missing	.	missing	98	0.47%	
	6	refused	148	0.71%	
	7	legitimate skip	16518	79.62%	
	8	don't know	90	0.43%	
	9	not applicable	2	0.01%	
		Total	16,856	81.25%	

Valid	Invalid	Minimum	Maximum
3889	16856	0	1

### 

Type	Code
Measurement Unit	numeric
H1RI21B2	21B2. 2nd Partner: Go through the deck of cards and reject any cards that describe things that have NOT happened in your romantic relationship with {INITIALS}: I met my partner's parents.

			Frequency	% of total	% of valid
Valid	0	card rejected	1317	6.35%	33.86%
	1	card kept	2572	12.4%	66.14%
		Total	3,889	18.75%	100%

Missing	.	missing	98	0.47%	
	6	refused	148	0.71%	
	7	legitimate skip	16518	79.62%	
	8	don't know	90	0.43%	
	9	not applicable	2	0.01%	
		Total	16,856	81.25%	

Valid	Invalid	Minimum	Maximum
3889	16856	0	1

### H1RI21C2 - S25Q21C PARTNR2-SAID WERE A COUPLE-W1

Type	Code
Measurement Unit	numeric
H1RI21C2	21C2. 2nd Partner: Go through the deck of cards and reject any cards that describe things that have NOT happened in your romantic relationship with {INITIALS}: I told other people that we were a couple.

			Frequency	% of total	% of valid
Valid	0	card rejected	846	4.08%	21.75%
	1	card kept	3043	14.67%	78.25%
		Total	3,889	18.75%	100%
Missing	.	missing	98	0.47%	
	6	refused	148	0.71%	
	7	legitimate skip	16518	79.62%	
	8	don't know	90	0.43%	
	9	not applicable	2	0.01%	
		Total	16,856	81.25%	

Valid	Invalid	Minimum	Maximum
3889	16856	0	1

### H1RI21D2 - S25Q21D PARTNR2-SAW LESS OF FRIENDS-W1

Type	Code
Measurement Unit	numeric
H1RI21D2	21D2. 2nd Partner: Go through the deck of cards and reject any cards that describe things that have NOT happened in your romantic relationship with {INITIALS}: I saw less of my other friends so I could spend more time with my partner.

	Frequency	% of total	% of valid
--	-----------	------------	------------

Valid	0	card rejected	2070	9.98%	53.23%
	1	card kept	1819	8.77%	46.77%
		Total	3,889	18.75%	100%
Missing	.	missing	98	0.47%	
	6	refused	148	0.71%	
	7	legitimate skip	16518	79.62%	
	8	don't know	90	0.43%	
	9	not applicable	2	0.01%	
		Total	16,856	81.25%	

Valid	Invalid	Minimum	Maximum
3889	16856	0	1

### H1RI21E2 - S25Q21E PARTNR2-WENT OUT ALONE-W1

Type	Code
Measurement Unit	numeric
H1RI21E2	21E2. 2nd Partner: Go through the deck of cards and reject any cards that describe things that have NOT happened in your romantic relationship with {INITIALS}: We went out together alone.

			Frequency	% of total	% of valid
Valid	0	card rejected	960	4.63%	24.69%
	1	card kept	2929	14.12%	75.31%
		Total	3,889	18.75%	100%
Missing	.	missing	98	0.47%	
	6	refused	148	0.71%	
	7	legitimate skip	16518	79.62%	
	8	don't know	90	0.43%	
	9	not applicable	2	0.01%	
		Total	16,856	81.25%	

Valid	Invalid	Minimum	Maximum
3889	16856	0	1

### H1RI21F2 - S25Q21F PARTNR2-HELD HANDS-W1

Type	Code
Measurement Unit	numeric
H1RI21F2	21F2. 2nd Partner: Go through the deck of cards and reject any cards that describe things that have NOT happened in your romantic relationship with {INITIALS}: We held hands.

			Frequency	% of total	% of valid
Valid	0	card rejected	554	2.67%	14.25%
	1	card kept	3335	16.08%	85.75%
Total			3,889	18.75%	100%
Missing	.	missing	98	0.47%	
	6	refused	148	0.71%	
	7	legitimate skip	16518	79.62%	
	8	don't know	90	0.43%	
	9	not applicable	2	0.01%	
Total			16,856	81.25%	

Valid	Invalid	Minimum	Maximum
3889	16856	0	1

### H1RI21G2 - S25Q21G PARTNR2-GAVE A PRESENT-W1

Type	Code
Measurement Unit	numeric
H1RI21G2	21G2. 2nd Partner: Go through the deck of cards and reject any cards that describe things that have NOT happened in your romantic relationship with {INITIALS}: I gave my partner a present.

			Frequency	% of total	% of valid
Valid	0	card rejected	1660	8%	42.68%
	1	card kept	2229	10.74%	57.32%
Total			3,889	18.75%	100%
Missing	.	missing	98	0.47%	
	6	refused	148	0.71%	
	7	legitimate skip	16518	79.62%	
	8	don't know	90	0.43%	
	9	not applicable	2	0.01%	
Total			16,856	81.25%	

Valid	Invalid	Minimum	Maximum
3889	16856	0	1

### H1RI21H2 - S25Q21H PARTNR2-RECEIVED A PRESENT-W1

Type	Code
Measurement Unit	numeric

H1RI21H2	21H2. 2nd Partner: Go through the deck of cards and reject any cards that describe things that have NOT happened in your romantic relationship with {INITIALS}: My partner gave me a present.
----------	---

			Frequency	% of total	% of valid
Valid	0	card rejected	1505	7.25%	38.7%
	1	card kept	2384	11.49%	61.3%
Total			3,889	18.75%	100%
Missing	.	missing	98	0.47%	
	6	refused	148	0.71%	
	7	legitimate skip	16518	79.62%	
	8	don't know	90	0.43%	
	9	not applicable	2	0.01%	
Total			16,856	81.25%	

Valid	Invalid	Minimum	Maximum
3889	16856	0	1

### H1RI21I2 - S25Q21I PARTNR2-SAID HE/SHE LOVED ME-W1

Type	Code
Measurement Unit	numeric
H1RI21I2	21I2. 2nd Partner: Go through the deck of cards and reject any cards that describe things that have NOT happened in your romantic relationship with {INITIALS}: I told my partner that I loved him or her.

			Frequency	% of total	% of valid
Valid	0	card rejected	1377	6.64%	35.41%
	1	card kept	2512	12.11%	64.59%
Total			3,889	18.75%	100%
Missing	.	missing	98	0.47%	
	6	refused	148	0.71%	
	7	legitimate skip	16518	79.62%	
	8	don't know	90	0.43%	
	9	not applicable	2	0.01%	
Total			16,856	81.25%	

Valid	Invalid	Minimum	Maximum
3889	16856	0	1

### H1RI21J2 - S25Q21J PARTNR2-SAID I LOVED PARTNER-W1

Type	Code
------	------

Measurement Unit	numeric
H1RI21J2	21J2. 2nd Partner: Go through the deck of cards and reject any cards that describe things that have NOT happened in your romantic relationship with {INITIALS}: My partner told me that he or she loved me.

			Frequency	% of total	% of valid
Valid	0	card rejected	1212	5.84%	31.16%
	1	card kept	2677	12.9%	68.84%
	Total		3,889	18.75%	100%
Missing	.	missing	98	0.47%	
	6	refused	148	0.71%	
	7	legitimate skip	16518	79.62%	
	8	don't know	90	0.43%	
	9	not applicable	2	0.01%	
Total		16,856	81.25%		

Valid	Invalid	Minimum	Maximum
3889	16856	0	1

### H1RI21K2 - S25Q21K PARTNR2-CONSIDERED A COUPLE-W1

Type	Code
Measurement Unit	numeric
H1RI21K2	21K2. 2nd Partner: Go through the deck of cards and reject any cards that describe things that have NOT happened in your romantic relationship with {INITIALS}: We thought of ourselves as a couple.

			Frequency	% of total	% of valid
Valid	0	card rejected	611	2.95%	15.71%
	1	card kept	3278	15.8%	84.29%
	Total		3,889	18.75%	100%
Missing	.	missing	98	0.47%	
	6	refused	148	0.71%	
	7	legitimate skip	16518	79.62%	
	8	don't know	90	0.43%	
	9	not applicable	2	0.01%	
Total		16,856	81.25%		

Valid	Invalid	Minimum	Maximum
3889	16856	0	1

### H1RI21L2 - S25Q21L PARTNR2-TALKED CONTRACEPT-W1

Type	Code
Measurement Unit	numeric
H1R121L2	21L2. 2nd Partner: Go through the deck of cards and reject any cards that describe things that have NOT happened in your romantic relationship with {INITIALS}: We talked about contraception or sexually transmitted diseases.

			Frequency	% of total	% of valid
Valid	0	card rejected	2074	10%	53.33%
	1	card kept	1815	8.75%	46.67%
Total			3,889	18.75%	100%
Missing	.	missing	98	0.47%	
	6	refused	148	0.71%	
	7	legitimate skip	16518	79.62%	
	8	don't know	90	0.43%	
	9	not applicable	2	0.01%	
Total			16,856	81.25%	

Valid	Invalid	Minimum	Maximum
3889	16856	0	1

### H1R121M2 - S25Q21M PARTNR2-KISSED-W1

Type	Code
Measurement Unit	numeric
H1R121M2	21M2. 2nd Partner: Go through the deck of cards and reject any cards that describe things that have NOT happened in your romantic relationship with {INITIALS}: We kissed.

			Frequency	% of total	% of valid
Valid	0	card rejected	447	2.15%	11.49%
	1	card kept	3442	16.59%	88.51%
Total			3,889	18.75%	100%
Missing	.	missing	98	0.47%	
	6	refused	148	0.71%	
	7	legitimate skip	16518	79.62%	
	8	don't know	90	0.43%	
	9	not applicable	2	0.01%	
Total			16,856	81.25%	

Valid	Invalid	Minimum	Maximum
3889	16856	0	1

 H1RI21N2 - S25Q21N PARTNR2-TOUCHED EACH OTHER-W1

Type	Code
Measurement Unit	numeric
H1RI21N2	21N2. 2nd Partner: Go through the deck of cards and reject any cards that describe things that have NOT happened in your romantic relationship with {INITIALS}: We touched each other under our clothing or with no clothes on.

			Frequency	% of total	% of valid
Valid	0	card rejected	1487	7.17%	38.24%
	1	card kept	2402	11.58%	61.76%
	Total		3,889	18.75%	100%
Missing	.	missing	98	0.47%	
	6	refused	148	0.71%	
	7	legitimate skip	16518	79.62%	
	8	don't know	90	0.43%	
	9	not applicable	2	0.01%	
	Total		16,856	81.25%	

Valid	Invalid	Minimum	Maximum
3889	16856	0	1

 H1RI21O2 - S25Q21O PARTNR2-HAD SEX-W1

Type	Code
Measurement Unit	numeric
H1RI21O2	21O2. 2nd Partner: Go through the deck of cards and reject any cards that describe things that have NOT happened in your romantic relationship with {INITIALS}: We had sexual intercourse.

			Frequency	% of total	% of valid
Valid	0	card rejected	2373	11.44%	61.02%
	1	card kept	1516	7.31%	38.98%
	Total		3,889	18.75%	100%
Missing	.	missing	98	0.47%	
	6	refused	148	0.71%	
	7	legitimate skip	16518	79.62%	
	8	don't know	90	0.43%	
	9	not applicable	2	0.01%	
	Total		16,856	81.25%	

Valid	Invalid	Minimum	Maximum



3889	16856	0	1
------	-------	---	---

### H1RI21P2 - S25Q21P PARTNR2-TOUCHED GENITALS-W1

Type	Code
Measurement Unit	numeric
H1RI21P2	21P2. 2nd Partner: Go through the deck of cards and reject any cards that describe things that have NOT happened in your romantic relationship with {INITIALS}: We touched each other's genitals (private parts).

			Frequency	% of total	% of valid
Valid	0	card rejected	1883	9.08%	48.42%
	1	card kept	2006	9.67%	51.58%
		Total	3,889	18.75%	100%
Missing	.	missing	98	0.47%	
	6	refused	148	0.71%	
	7	legitimate skip	16518	79.62%	
	8	don't know	90	0.43%	
	9	not applicable	2	0.01%	
		Total	16,856	81.25%	

Valid	Invalid	Minimum	Maximum
3889	16856	0	1

### H1RI21Q2 - S25Q21Q PARTNR2-GOT PREGNANT-W1

Type	Code
Measurement Unit	numeric
H1RI21Q2	21Q2. 2nd Partner: Go through the deck of cards and reject any cards that describe things that have NOT happened in your romantic relationship with {INITIALS}: [If R is male:] My partner got pregnant. [If R is female:] I got pregnant.

			Frequency	% of total	% of valid
Valid	0	card rejected	3552	17.12%	91.33%
	1	card kept	337	1.62%	8.67%
		Total	3,889	18.75%	100%
Missing	.	missing	98	0.47%	
	6	refused	148	0.71%	
	7	legitimate skip	16518	79.62%	
	8	don't know	90	0.43%	
	9	not applicable	2	0.01%	

		Total	16,856	81.25%	
--	--	-------	--------	--------	--

Valid	Invalid	Minimum	Maximum
3889	16856	0	1

### H1RI21R2 - S25Q21R PARTNR2-GOT MARRIED-W1

Type	Code
Measurement Unit	numeric
H1RI21R2	21R2. 2nd Partner: Go through the deck of cards and reject any cards that describe things that have NOT happened in your romantic relationship with {INITIALS}: We got married.

			Frequency	% of total	% of valid
Valid	0	card rejected	3887	18.74%	99.95%
	1	card kept	2	0.01%	0.05%
		Total	3,889	18.75%	100%
Missing	.	missing	98	0.47%	
	6	refused	148	0.71%	
	7	legitimate skip	16518	79.62%	
	8	don't know	90	0.43%	
	9	not applicable	2	0.01%	
		Total	16,856	81.25%	

Valid	Invalid	Minimum	Maximum
3889	16856	0	1

### H1RI22A2 - S25Q22A\_2 PARTNR2-FIRST EVENT-W1

Type	Code
Measurement Unit	numeric
H1RI22A2	22A2. 2nd Partner: Enter the first thing that happened in your relationship with {INITIALS}.

			Frequency	% of total	% of valid
--	--	--	-----------	------------	------------

Valid	1	we went out together in a group	1509	7.27%	38.8%
	2	I met my partner's parents	489	2.36%	12.57%
	3	I told other people that we were a couple	210	1.01%	5.4%
	4	I saw less of my other friends so I could spend more time with my partner	87	0.42%	2.24%
	5	we went out together alone	403	1.94%	10.36%
	6	we held hands	280	1.35%	7.2%
	7	I gave my partner a present	41	0.2%	1.05%
	8	my partner gave me a present	45	0.22%	1.16%
	9	I told my partner that I loved him or her	54	0.26%	1.39%
	10	my partner told me that he or she loved me	59	0.28%	1.52%
	11	we thought of ourselves as a couple	441	2.13%	11.34%
	12	we talked about contraception or sexually transmitted diseases	38	0.18%	0.98%
	13	we kissed	189	0.91%	4.86%
	14	we touched each other under our clothing or with no clothes on	11	0.05%	0.28%
	15	we had sexual intercourse	17	0.08%	0.44%
	16	we touched each others' genitals (private parts)	12	0.06%	0.31%
	17	if R is male: my partner got pregnant if R is female: I got pregnant	4	0.02%	0.1%
		Total	3,889	18.75%	100%
Missing	.	missing	338	1.63%	
	97	legitimate skip	16518	79.62%	
		Total	16,856	81.25%	

Valid	Invalid	Minimum	Maximum
3889	16856	1	17

H1RI22B2 - S25Q22B_2 PARTNR2-SECOND EVENT-W1	
Type	Code
Measurement Unit	numeric
H1RI22B2	22B2. 2nd Partner: Enter the next [second] thing that happened in your relationship with {INITIALS}.

			Frequency	% of total	% of valid
Valid	1	we went out together in a group	273	1.32%	7.11%
	2	I met my partner's parents	493	2.38%	12.85%
	3	I told other people that we were a couple	535	2.58%	13.94%
	4	I saw less of my other friends so I could spend more time with my partner	143	0.69%	3.73%
	5	we went out together alone	514	2.48%	13.4%
	6	we held hands	734	3.54%	19.13%
	7	I gave my partner a present	58	0.28%	1.51%
	8	my partner gave me a present	61	0.29%	1.59%
	9	I told my partner that I loved him or her	86	0.41%	2.24%
	10	my partner told me that he or she loved me	92	0.44%	2.4%
	11	we thought of ourselves as a couple	309	1.49%	8.05%
	12	we talked about contraception or sexually transmitted diseases	46	0.22%	1.2%
	13	we kissed	419	2.02%	10.92%
	14	we touched each other under our clothing or with no clothes on	34	0.16%	0.89%
	15	we had sexual intercourse	13	0.06%	0.34%
	16	we touched each others' genitals (private parts)	25	0.12%	0.65%
	17	if R is male: my partner got pregnant if R is female: I got pregnant	2	0.01%	0.05%
		Total	3,837	18.5%	100%
Missing	.	missing	390	1.88%	
	97	legitimate skip	16518	79.62%	
		Total	16,908	81.5%	

Valid	Invalid	Minimum	Maximum
3837	16908	1	17

 H1RI22C2 - S25Q22C\_2 PARTNR2-3RD EVENT-W1

Type	Code
Measurement Unit	numeric

H1RI22C2	22C2. 2nd Partner: Enter the next [third] thing that happened in your relationship with {INITIALS}.
----------	---

			Frequency	% of total	% of valid
Valid	1	we went out together in a group	192	0.93%	5.08%
	2	I met my partner's parents	246	1.19%	6.51%
	3	I told other people that we were a couple	510	2.46%	13.49%
	4	I saw less of my other friends so I could spend more time with my partner	217	1.05%	5.74%
	5	we went out together alone	375	1.81%	9.92%
	6	we held hands	625	3.01%	16.53%
	7	I gave my partner a present	98	0.47%	2.59%
	8	my partner gave me a present	104	0.5%	2.75%
	9	I told my partner that I loved him or her	123	0.59%	3.25%
	10	my partner told me that he or she loved me	157	0.76%	4.15%
	11	we thought of ourselves as a couple	360	1.74%	9.52%
	12	we talked about contraception or sexually transmitted diseases	59	0.28%	1.56%
	13	we kissed	535	2.58%	14.15%
	14	we touched each other under our clothing or with no clothes on	114	0.55%	3.02%
	15	we had sexual intercourse	23	0.11%	0.61%
	16	we touched each others' genitals (private parts)	37	0.18%	0.98%
	17	if R is male: my partner got pregnant if R is female: I got pregnant	5	0.02%	0.13%
	Total		3,780	18.22%	100%
Missing	.	missing	447	2.15%	
	97	legitimate skip	16518	79.62%	
	Total		16,965	81.78%	

Valid	Invalid	Minimum	Maximum
3780	16965	1	17

 H1RI22D2 - S25Q22D\_2 PARTNR2-4TH EVENT-W1

Type	Code
Measurement Unit	numeric
H1R122D2	22D2. 2nd Partner: Enter the next [fourth] thing that happened in your relationship with {INITIALS}.

			Frequency	% of total	% of valid
Valid	1	we went out together in a group	155	0.75%	4.2%
	2	I met my partner's parents	215	1.04%	5.82%
	3	I told other people that we were a couple	355	1.71%	9.62%
	4	I saw less of my other friends so I could spend more time with my partner	232	1.12%	6.29%
	5	we went out together alone	438	2.11%	11.87%
	6	we held hands	544	2.62%	14.74%
	7	I gave my partner a present	120	0.58%	3.25%
	8	my partner gave me a present	146	0.7%	3.96%
	9	I told my partner that I loved him or her	163	0.79%	4.42%
	10	my partner told me that he or she loved me	150	0.72%	4.06%
	11	we thought of ourselves as a couple	390	1.88%	10.57%
	12	we talked about contraception or sexually transmitted diseases	66	0.32%	1.79%
	13	we kissed	470	2.27%	12.73%
	14	we touched each other under our clothing or with no clothes on	116	0.56%	3.14%
	15	we had sexual intercourse	46	0.22%	1.25%
	16	we touched each others' genitals (private parts)	82	0.4%	2.22%
	17	if R is male: my partner got pregnant if R is female: I got pregnant	3	0.01%	0.08%
		Total	3,691	17.79%	100%
Missing	.	missing	536	2.58%	
	97	legitimate skip	16518	79.62%	
		Total	17,054	82.21%	

Valid	Invalid	Minimum	Maximum
3691	17054	1	17

 H1RI22E2 - S25Q22E\_2 PARTNR2-5TH EVENT-W1

Type	Code
Measurement Unit	numeric
H1RI22E2	22E2. 2nd Partner: Enter the next [fifth] thing that happened in your relationship with {INITIALS}.

			Frequency	% of total	% of valid
Valid	1	we went out together in a group	140	0.67%	3.92%
	2	I met my partner's parents	242	1.17%	6.77%
	3	I told other people that we were a couple	330	1.59%	9.23%
	4	I saw less of my other friends so I could spend more time with my partner	163	0.79%	4.56%
	5	we went out together alone	354	1.71%	9.9%
	6	we held hands	435	2.1%	12.17%
	7	I gave my partner a present	158	0.76%	4.42%
	8	my partner gave me a present	177	0.85%	4.95%
	9	I told my partner that I loved him or her	153	0.74%	4.28%
	10	my partner told me that he or she loved me	200	0.96%	5.59%
	11	we thought of ourselves as a couple	422	2.03%	11.8%
	12	we talked about contraception or sexually transmitted diseases	77	0.37%	2.15%
	13	we kissed	405	1.95%	11.33%
	14	we touched each other under our clothing or with no clothes on	156	0.75%	4.36%
	15	we had sexual intercourse	59	0.28%	1.65%
	16	we touched each others' genitals (private parts)	97	0.47%	2.71%
	17	if R is male: my partner got pregnant if R is female: I got pregnant	7	0.03%	0.2%
		Total	3,575	17.23%	100%
Missing	.	missing	652	3.14%	
	97	legitimate skip	16518	79.62%	
		Total	17,170	82.77%	

Valid	Invalid	Minimum	Maximum
3575	17170	1	17

 H1RI22F2 - S25Q22F\_2 PARTNR2-6TH EVENT-W1

Type	Code
Measurement Unit	numeric
H1RI22F2	22F2. 2nd Partner: Enter the next [sixth] thing that happened in your relationship with {INITIALS}.

			Frequency	% of total	% of valid
Valid	1	we went out together in a group	118	0.57%	3.45%
	2	I met my partner's parents	201	0.97%	5.88%
	3	I told other people that we were a couple	355	1.71%	10.39%
	4	I saw less of my other friends so I could spend more time with my partner	173	0.83%	5.06%
	5	we went out together alone	233	1.12%	6.82%
	6	we held hands	296	1.43%	8.67%
	7	I gave my partner a present	292	1.41%	8.55%
	8	my partner gave me a present	205	0.99%	6%
	9	I told my partner that I loved him or her	219	1.06%	6.41%
	10	my partner told me that he or she loved me	223	1.07%	6.53%
	11	we thought of ourselves as a couple	310	1.49%	9.07%
	12	we talked about contraception or sexually transmitted diseases	97	0.47%	2.84%
	13	we kissed	314	1.51%	9.19%
	14	we touched each other under our clothing or with no clothes on	166	0.8%	4.86%
	15	we had sexual intercourse	75	0.36%	2.2%
	16	we touched each others' genitals (private parts)	129	0.62%	3.78%
	17	if R is male: my partner got pregnant if R is female: I got pregnant	10	0.05%	0.29%
	Total		3,416	16.47%	100%
Missing	.	missing	811	3.91%	
	97	legitimate skip	16518	79.62%	



	Total	17,329	83.53%
--	-------	--------	--------

Valid	Invalid	Minimum	Maximum
3416	17329	1	17

### H1R122G2 - S25Q22G\_2 PARTNR2-7TH EVENT-W1

Type	Code
Measurement Unit	numeric
H1R122G2	22G2. 2nd Partner: Enter the next [seventh] thing that happened in your relationship with {INITIALS}.

			Frequency	% of total	% of valid
Valid	1	we went out together in a group	105	0.51%	3.28%
	2	I met my partner's parents	184	0.89%	5.74%
	3	I told other people that we were a couple	240	1.16%	7.49%
	4	I saw less of my other friends so I could spend more time with my partner	163	0.79%	5.09%
	5	we went out together alone	184	0.89%	5.74%
	6	we held hands	149	0.72%	4.65%
	7	I gave my partner a present	296	1.43%	9.24%
	8	my partner gave me a present	357	1.72%	11.14%
	9	I told my partner that I loved him or her	255	1.23%	7.96%
	10	my partner told me that he or she loved me	295	1.42%	9.2%
	11	we thought of ourselves as a couple	218	1.05%	6.8%
	12	we talked about contraception or sexually transmitted diseases	112	0.54%	3.49%
	13	we kissed	251	1.21%	7.83%
	14	we touched each other under our clothing or with no clothes on	168	0.81%	5.24%
	15	we had sexual intercourse	93	0.45%	2.9%
	16	we touched each others' genitals (private parts)	125	0.6%	3.9%
	17	if R is male: my partner got pregnant if R is female: I got pregnant	10	0.05%	0.31%
	Total		3,205	15.45%	100%

Missing	.	missing	1022	4.93%	
	97	legitimate skip	16518	79.62%	
		Total	17,540	84.55%	

Valid	Invalid	Minimum	Maximum
3205	17540	1	17

### H1RI22H2 - S25Q22H\_2 PARTNR2-8TH EVENT-W1

Type	Code
Measurement Unit	numeric
H1RI22H2	22H2. 2nd Partner: Enter the next [eighth] thing that happened in your relationship with {INITIALS}.

			Frequency	% of total	% of valid
Valid	1	we went out together in a group	72	0.35%	2.44%
	2	I met my partner's parents	120	0.58%	4.07%
	3	I told other people that we were a couple	156	0.75%	5.29%
	4	I saw less of my other friends so I could spend more time with my partner	149	0.72%	5.05%
	5	we went out together alone	115	0.55%	3.9%
	6	we held hands	87	0.42%	2.95%
	7	I gave my partner a present	277	1.34%	9.39%
	8	my partner gave me a present	355	1.71%	12.03%
	9	I told my partner that I loved him or her	373	1.8%	12.64%
	10	my partner told me that he or she loved me	309	1.49%	10.47%
	11	we thought of ourselves as a couple	201	0.97%	6.81%
	12	we talked about contraception or sexually transmitted diseases	118	0.57%	4%
	13	we kissed	169	0.81%	5.73%
	14	we touched each other under our clothing or with no clothes on	206	0.99%	6.98%
	15	we had sexual intercourse	86	0.41%	2.92%
	16	we touched each others' genitals (private parts)	148	0.71%	5.02%
	17	if R is male: my partner got pregnant if R is female: I got pregnant	9	0.04%	0.31%

		Total	2,950	14.22%	100%
Missing	.	missing	1277	6.16%	
	97	legitimate skip	16518	79.62%	
		Total	17,795	85.78%	

Valid	Invalid	Minimum	Maximum
2950	17795	1	17

 H1RI22I2 - S25Q22I\_2 PARTNR2-9TH EVENT-W1

Type	Code
Measurement Unit	numeric
H1RI22I2	22I2. 2nd Partner: Enter the next [ninth] thing that happened in your relationship with {INITIALS}.

	Frequency	% of total	% of valid
--	-----------	------------	------------

Valid	1	we went out together in a group	58	0.28%	2.17%
	2	I met my partner's parents	83	0.4%	3.11%
	3	I told other people that we were a couple	132	0.64%	4.94%
	4	I saw less of my other friends so I could spend more time with my partner	105	0.51%	3.93%
	5	we went out together alone	90	0.43%	3.37%
	6	we held hands	65	0.31%	2.43%
	7	I gave my partner a present	252	1.21%	9.43%
	8	my partner gave me a present	279	1.34%	10.44%
	9	I told my partner that I loved him or her	322	1.55%	12.05%
	10	my partner told me that he or she loved me	372	1.79%	13.92%
	11	we thought of ourselves as a couple	164	0.79%	6.14%
	12	we talked about contraception or sexually transmitted diseases	142	0.68%	5.31%
	13	we kissed	163	0.79%	6.1%
	14	we touched each other under our clothing or with no clothes on	179	0.86%	6.7%
	15	we had sexual intercourse	106	0.51%	3.97%
	16	we touched each others' genitals (private parts)	146	0.7%	5.46%
	17	if R is male: my partner got pregnant if R is female: I got pregnant	15	0.07%	0.56%
		Total	2,673	12.89%	100%
Missing	.	missing	1554	7.49%	
	97	legitimate skip	16518	79.62%	
		Total	18,072	87.11%	

Valid	Invalid	Minimum	Maximum
2673	18072	1	17

H1R122J2 - S25Q22J_2 PARTNR2-10TH EVENT-W1	
Type	Code
Measurement Unit	numeric
H1R122J2	22J2. 2nd Partner: Enter the next [tenth] thing that happened in your relationship with {INITIALS}.

			Frequency	% of total	% of valid
Valid	1	we went out together in a group	41	0.2%	1.72%
	2	I met my partner's parents	89	0.43%	3.74%
	3	I told other people that we were a couple	85	0.41%	3.57%
	4	I saw less of my other friends so I could spend more time with my partner	99	0.48%	4.16%
	5	we went out together alone	82	0.4%	3.45%
	6	we held hands	49	0.24%	2.06%
	7	I gave my partner a present	216	1.04%	9.08%
	8	my partner gave me a present	212	1.02%	8.91%
	9	I told my partner that I loved him or her	229	1.1%	9.63%
	10	my partner told me that he or she loved me	322	1.55%	13.54%
	11	we thought of ourselves as a couple	223	1.07%	9.37%
	12	we talked about contraception or sexually transmitted diseases	155	0.75%	6.52%
	13	we kissed	130	0.63%	5.46%
	14	we touched each other under our clothing or with no clothes on	225	1.08%	9.46%
	15	we had sexual intercourse	76	0.37%	3.19%
	16	we touched each others' genitals (private parts)	130	0.63%	5.46%
	17	if R is male: my partner got pregnant if R is female: I got pregnant	16	0.08%	0.67%
		Total	2,379	11.47%	100%
Missing	.	missing	1848	8.91%	
	97	legitimate skip	16518	79.62%	
		Total	18,366	88.53%	

Valid	Invalid	Minimum	Maximum
2379	18366	1	17

 H1RI22K2 - S25Q22K\_2 PARTNR2-11TH EVENT-W1

Type	Code
Measurement Unit	numeric

H1R122K2	22K2. 2nd Partner: Enter the next [eleventh] thing that happened in your relationship with {INITIALS}.
----------	--

			Frequency	% of total	% of valid
Valid	1	we went out together in a group	29	0.14%	1.41%
	2	I met my partner's parents	65	0.31%	3.15%
	3	I told other people that we were a couple	63	0.3%	3.05%
	4	I saw less of my other friends so I could spend more time with my partner	85	0.41%	4.12%
	5	we went out together alone	55	0.27%	2.67%
	6	we held hands	33	0.16%	1.6%
	7	I gave my partner a present	141	0.68%	6.83%
	8	my partner gave me a present	156	0.75%	7.56%
	9	I told my partner that I loved him or her	212	1.02%	10.28%
	10	my partner told me that he or she loved me	214	1.03%	10.37%
	11	we thought of ourselves as a couple	132	0.64%	6.4%
	12	we talked about contraception or sexually transmitted diseases	276	1.33%	13.38%
	13	we kissed	130	0.63%	6.3%
	14	we touched each other under our clothing or with no clothes on	203	0.98%	9.84%
	15	we had sexual intercourse	89	0.43%	4.31%
	16	we touched each others' genitals (private parts)	168	0.81%	8.14%
	17	if R is male: my partner got pregnant if R is female: I got pregnant	12	0.06%	0.58%
	Total	2,063	9.94%	100%	
Missing	.	missing	2164	10.43%	
	97	legitimate skip	16518	79.62%	
	Total	18,682	90.06%		

Valid	Invalid	Minimum	Maximum
2063	18682	1	17

 H1R122L2 - S25Q22L\_2 PARTNR2-12TH EVENT-W1

Type	Code
Measurement Unit	numeric
H1R122L2	22L2. 2nd Partner: Enter the next [twelfth] thing that happened in your relationship with {INITIALS}.

			Frequency	% of total	% of valid
Valid	1	we went out together in a group	21	0.1%	1.19%
	2	I met my partner's parents	51	0.25%	2.89%
	3	I told other people that we were a couple	34	0.16%	1.93%
	4	I saw less of my other friends so I could spend more time with my partner	75	0.36%	4.25%
	5	we went out together alone	33	0.16%	1.87%
	6	we held hands	24	0.12%	1.36%
	7	I gave my partner a present	107	0.52%	6.07%
	8	my partner gave me a present	101	0.49%	5.73%
	9	I told my partner that I loved him or her	150	0.72%	8.5%
	10	my partner told me that he or she loved me	120	0.58%	6.8%
	11	we thought of ourselves as a couple	56	0.27%	3.17%
	12	we talked about contraception or sexually transmitted diseases	252	1.21%	14.29%
	13	we kissed	182	0.88%	10.32%
	14	we touched each other under our clothing or with no clothes on	242	1.17%	13.72%
	15	we had sexual intercourse	124	0.6%	7.03%
	16	we touched each others' genitals (private parts)	183	0.88%	10.37%
	17	if R is male: my partner got pregnant if R is female: I got pregnant	8	0.04%	0.45%
	Total		1,764	8.5%	100%
Missing	.	missing	2463	11.87%	
	97	legitimate skip	16518	79.62%	
	Total		18,981	91.5%	

Valid	Invalid	Minimum	Maximum
1764	18981	1	18

 H1RI22M2 - S25Q22M\_2 PARTNR2-13TH EVENT-W1

Type	Code
Measurement Unit	numeric
H1RI22M2	22M2. 2nd Partner: Enter the next [thirteenth] thing that happened in your relationship with {INITIALS}.

			Frequency	% of total	% of valid
Valid	1	we went out together in a group	18	0.09%	1.25%
	2	I met my partner's parents	30	0.14%	2.08%
	3	I told other people that we were a couple	15	0.07%	1.04%
	4	I saw less of my other friends so I could spend more time with my partner	45	0.22%	3.12%
	5	we went out together alone	21	0.1%	1.46%
	6	we held hands	5	0.02%	0.35%
	7	I gave my partner a present	76	0.37%	5.27%
	8	my partner gave me a present	65	0.31%	4.51%
	9	I told my partner that I loved him or her	74	0.36%	5.13%
	10	my partner told me that he or she loved me	74	0.36%	5.13%
	11	we thought of ourselves as a couple	25	0.12%	1.73%
	12	we talked about contraception or sexually transmitted diseases	162	0.78%	11.23%
	13	we kissed	72	0.35%	4.99%
	14	we touched each other under our clothing or with no clothes on	368	1.77%	25.52%
	15	we had sexual intercourse	145	0.7%	10.06%
	16	we touched each others' genitals (private parts)	225	1.08%	15.6%
	17	if R is male: my partner got pregnant if R is female: I got pregnant	21	0.1%	1.46%
	Total	1,442	6.95%	100%	
Missing	.	missing	2785	13.42%	
	97	legitimate skip	16518	79.62%	
	Total	19,303	93.05%		



Valid	Invalid	Minimum	Maximum
1442	19303	1	18

### H1RI22N2 - S25Q22N\_2 PARTNR2-14TH EVENT-W1

Type	Code
Measurement Unit	numeric
H1RI22N2	22N2. 2nd Partner: Enter the next [fourteenth] thing that happened in your relationship with {INITIALS}.

			Frequency	% of total	% of valid
Valid	1	we went out together in a group	24	0.12%	2.16%
	2	I met my partner's parents	33	0.16%	2.97%
	3	I told other people that we were a couple	9	0.04%	0.81%
	4	I saw less of my other friends so I could spend more time with my partner	38	0.18%	3.42%
	5	we went out together alone	20	0.1%	1.8%
	6	we held hands	7	0.03%	0.63%
	7	I gave my partner a present	44	0.21%	3.96%
	8	my partner gave me a present	65	0.31%	5.85%
	9	I told my partner that I loved him or her	45	0.22%	4.05%
	10	my partner told me that he or she loved me	40	0.19%	3.6%
	11	we thought of ourselves as a couple	12	0.06%	1.08%
	12	we talked about contraception or sexually transmitted diseases	109	0.53%	9.81%
	13	we kissed	7	0.03%	0.63%
	14	we touched each other under our clothing or with no clothes on	178	0.86%	16.02%
	15	we had sexual intercourse	212	1.02%	19.08%
	16	we touched each others' genitals (private parts)	245	1.18%	22.05%
	17	if R is male: my partner got pregnant if R is female: I got pregnant	23	0.11%	2.07%
	Total		1,111	5.36%	100%
Missing	.	missing	3116	15.02%	
	97	legitimate skip	16518	79.62%	

	Total	19,634	94.64%
--	-------	--------	--------

Valid	Invalid	Minimum	Maximum
1111	19634	1	17

### 

Type	Code
Measurement Unit	numeric
H1RI22O2	22O2. 2nd Partner: Enter the next [fifteenth] thing that happened in your relationship with {INITIALS}.

			Frequency	% of total	% of valid
Valid	1	we went out together in a group	12	0.06%	1.48%
	2	I met my partner's parents	14	0.07%	1.72%
	3	I told other people that we were a couple	12	0.06%	1.48%
	4	I saw less of my other friends so I could spend more time with my partner	23	0.11%	2.83%
	5	we went out together alone	9	0.04%	1.11%
	6	we held hands	2	0.01%	0.25%
	7	I gave my partner a present	32	0.15%	3.94%
	8	my partner gave me a present	42	0.2%	5.17%
	9	I told my partner that I loved him or her	33	0.16%	4.06%
	10	my partner told me that he or she loved me	32	0.15%	3.94%
	11	we thought of ourselves as a couple	12	0.06%	1.48%
	12	we talked about contraception or sexually transmitted diseases	84	0.4%	10.33%
	13	we kissed	5	0.02%	0.62%
	14	we touched each other under our clothing or with no clothes on	30	0.14%	3.69%
	15	we had sexual intercourse	221	1.07%	27.18%
	16	we touched each others' genitals (private parts)	219	1.06%	26.94%
	17	if R is male: my partner got pregnant if R is female: I got pregnant	31	0.15%	3.81%
	Total		813	3.92%	100%

Missing	.	missing	3414	16.46%	
	97	legitimate skip	16518	79.62%	
		Total	19,932	96.08%	

Valid	Invalid	Minimum	Maximum
813	19932	1	17

### 

Type	Code
Measurement Unit	numeric
H1RI22P2	22P2. 2nd Partner: Enter the next [sixteenth] thing that happened in your relationship with {INITIALS}.

			Frequency	% of total	% of valid
Valid	1	we went out together in a group	6	0.03%	1.33%
	2	I met my partner's parents	19	0.09%	4.22%
	3	I told other people that we were a couple	3	0.01%	0.67%
	4	I saw less of my other friends so I could spend more time with my partner	22	0.11%	4.89%
	5	we went out together alone	2	0.01%	0.44%
	6	we held hands	1	0%	0.22%
	7	I gave my partner a present	20	0.1%	4.44%
	8	my partner gave me a present	13	0.06%	2.89%
	9	I told my partner that I loved him or her	21	0.1%	4.67%
	10	my partner told me that he or she loved me	18	0.09%	4%
	11	we thought of ourselves as a couple	3	0.01%	0.67%
	12	we talked about contraception or sexually transmitted diseases	21	0.1%	4.67%
	13	we kissed	1	0%	0.22%
	14	we touched each other under our clothing or with no clothes on	5	0.02%	1.11%
	15	we had sexual intercourse	130	0.63%	28.89%
	16	we touched each others' genitals (private parts)	34	0.16%	7.56%
	17	if R is male: my partner got pregnant if R is female: I got pregnant	131	0.63%	29.11%

		Total	450	2.17%	100%
Missing	.	missing	3777	18.21%	
	97	legitimate skip	16518	79.62%	
		Total	20,295	97.83%	

Valid	Invalid	Minimum	Maximum
450	20295	1	17

 H1RI22Q2 - S25Q22Q\_2 PARTNR2-17TH EVENT-W1

Type	Code
Measurement Unit	numeric
H1RI22Q2	22Q2. 2nd Partner: Enter the next [seventeenth] thing that happened in your relationship with {INITIALS}.

	Frequency	% of total	% of valid
--	-----------	------------	------------

Valid	1	we went out together in a group	1	0%	2.33%
	2	I met my partner's parents	0	0%	0%
	3	I told other people that we were a couple	0	0%	0%
	4	I saw less of my other friends so I could spend more time with my partner	2	0.01%	4.65%
	5	we went out together alone	2	0.01%	4.65%
	6	we held hands	0	0%	0%
	7	I gave my partner a present	1	0%	2.33%
	8	my partner gave me a present	1	0%	2.33%
	9	I told my partner that I loved him or her	0	0%	0%
	10	my partner told me that he or she loved me	0	0%	0%
	11	we thought of ourselves as a couple	0	0%	0%
	12	we talked about contraception or sexually transmitted diseases	2	0.01%	4.65%
	13	we kissed	0	0%	0%
	14	we touched each other under our clothing or with no clothes on	1	0%	2.33%
	15	we had sexual intercourse	2	0.01%	4.65%
	16	we touched each others' genitals (private parts)	1	0%	2.33%
	17	if R is male: my partner got pregnant if R is female: I got pregnant	30	0.14%	69.77%
		Total	43	0.21%	100%
Missing	.	missing	4184	20.17%	
	97	legitimate skip	16518	79.62%	
		Total	20,702	99.79%	

Valid	Invalid	Minimum	Maximum
43	20702	1	17

H1RI22R2 - S25Q22R_2 PARTNR2-18TH EVENT-W1	
Type	Code
Measurement Unit	numeric
H1RI22R2	22R2. 2nd Partner: Enter the next [eighteenth] thing that happened in your relationship with {INITIALS}.

			Frequency
Missing	.	missing	4227
	97	legitimate skip	16518

Valid	Invalid
0	20745

### H1RI24A2 - S25Q24A\_2 PARTNR2-SEXUAL INTERCOURSE-W1

Type	Code
Measurement Unit	numeric
H1RI24A2	24A2. 2nd Partner: [If R is male:] When you had sexual intercourse with {INITIALS} did you insert your penis into her vagina? [If R is female:] When you had sexual intercourse with {INITIALS} did he insert his penis into your vagina?

			Frequency	% of total	% of valid
Valid	0	no	713	3.44%	31.55%
	1	yes	1547	7.46%	68.45%
	Total		2,260	10.89%	100%
Missing	6	refused	25	0.12%	
	7	legitimate skip	18455	88.96%	
	8	don't know	4	0.02%	
	9	not applicable	1	0%	
	Total		18,485	89.11%	

Valid	Invalid	Minimum	Maximum
2260	18485	0	1

### H1RI25M2 - S25Q25\_2M PARTNR2-FIRST TIME SEX-MO-W1

Type	Code
Measurement Unit	numeric
H1RI25M2	25M2. 2nd Partner: In what month [and year] did you first have sexual intercourse with {INITIALS}?

			Frequency	% of total	% of valid
--	--	--	-----------	------------	------------

Valid	1	January	98	0.47%	7.64%
	2	February	111	0.54%	8.65%
	3	March	122	0.59%	9.51%
	4	April	142	0.68%	11.07%
	5	May	191	0.92%	14.89%
	6	June	142	0.68%	11.07%
	7	July	116	0.56%	9.04%
	8	August	101	0.49%	7.87%
	9	September	59	0.28%	4.6%
	10	October	52	0.25%	4.05%
	11	November	64	0.31%	4.99%
	12	December	85	0.41%	6.63%
		Total	1,283	6.18%	100%
Missing	.	missing	1	0%	
	96	refused	19	0.09%	
	97	legitimate skip	19197	92.54%	
	98	don't know	245	1.18%	
		Total	19,462	93.82%	

Valid	Invalid	Minimum	Maximum
1283	19462	1	12

### H1RI25Y2 - S25Q25\_2Y PARTNR2-FIRST TIME SEX-YR-W1

Type	Code
Measurement Unit	numeric
H1RI25Y2	25Y2. 2nd Partner: In what [month and] year did you first have sexual intercourse with {INITIALS}?

			Frequency	% of total	% of valid
Valid	78	1978	1	0%	0.07%
	79	1979	1	0%	0.07%
	86	1986	1	0%	0.07%
	87	1987	2	0.01%	0.15%
	89	1989	2	0.01%	0.15%
	90	1990	3	0.01%	0.22%
	91	1991	7	0.03%	0.52%
	92	1992	22	0.11%	1.64%
	93	1993	97	0.47%	7.24%
	94	1994	464	2.24%	34.65%
	95	1995	739	3.56%	55.19%
	Total	1,339	6.45%	100%	

Missing	.	missing	4	0.02%	
	96	refused	17	0.08%	
	97	legitimate skip	19197	92.54%	
	98	don't know	188	0.91%	
		Total	19,406	93.55%	

Valid	Invalid	Minimum	Maximum
1339	19406	78	95

### 

Type	Code
Measurement Unit	numeric
H1RI26M2	26M2. 2nd Partner: In what month [and year] did you have sexual intercourse with {INITIALS} most recently?

			Frequency	% of total	% of valid
Valid	1	January	48	0.23%	3.73%
	2	February	71	0.34%	5.52%
	3	March	93	0.45%	7.23%
	4	April	129	0.62%	10.02%
	5	May	237	1.14%	18.41%
	6	June	248	1.2%	19.27%
	7	July	148	0.71%	11.5%
	8	August	127	0.61%	9.87%
	9	September	50	0.24%	3.89%
	10	October	33	0.16%	2.56%
	11	November	41	0.2%	3.19%
	12	December	62	0.3%	4.82%
		Total	1,287	6.2%	100%
Missing	.	missing	1	0%	
	96	refused	28	0.13%	
	97	legitimate skip	19197	92.54%	
	98	don't know	232	1.12%	
		Total	19,458	93.8%	

Valid	Invalid	Minimum	Maximum
1287	19458	1	12

### 

Type	Code
Measurement Unit	numeric



H1RI26Y2	26Y2. 2nd Partner: In what [month and] year did you have sexual intercourse with {INITIALS} most recently?
----------	--

			Frequency	% of total	% of valid
Valid	79	1979	1	0%	0.07%
	89	1989	1	0%	0.07%
	90	1990	3	0.01%	0.22%
	91	1991	2	0.01%	0.15%
	92	1992	8	0.04%	0.6%
	93	1993	22	0.11%	1.65%
	94	1994	300	1.45%	22.47%
	95	1995	998	4.81%	74.76%
		Total	1,335	6.44%	100%
Missing	.	missing	4	0.02%	
	96	refused	26	0.13%	
	97	legitimate skip	19197	92.54%	
	98	don't know	183	0.88%	
		Total	19,410	93.56%	

Valid	Invalid	Minimum	Maximum
1335	19410	79	95

### H1RI27\_2 - S25Q27\_2 PARTNR2-SEX MORE THEN ONCE-W1

Type	Code
Measurement Unit	numeric
H1RI27_2	27_2. 2nd Partner: Did you and {INITIALS} have intercourse once, or more than once?

			Frequency	% of total	% of valid
Valid	1	once	285	1.37%	46.64%
	2	more than once	326	1.57%	53.36%
			Total	611	2.95%
Missing	.	missing	1	0%	
	6	refused	5	0.02%	
	7	legitimate skip	20121	96.99%	
	8	don't know	7	0.03%	
		Total	20,134	97.05%	

Valid	Invalid	Minimum	Maximum
611	20134	1	2

 H1RI28\_2 - S25Q28\_2 PARTNR2-USE BIRTHCONTROL-W1

Type	Code
Measurement Unit	numeric
H1RI28_2	28_2. 2nd Partner: Did you or {INITIALS} use any method of birth control?

			Frequency	% of total	% of valid
Valid	0	no	93	0.45%	33.1%
	1	yes	188	0.91%	66.9%
		Total	281	1.35%	100%
Missing	.	missing	1	0%	
	6	refused	2	0.01%	
	7	legitimate skip	20459	98.62%	
	8	don't know	2	0.01%	
		Total	20,464	98.65%	


Valid	Invalid	Minimum	Maximum
281	20464	0	1

 H1RI29A2 - S25Q29A\_2 PARTNR2-METHOD 1-W1

Type	Code
Measurement Unit	numeric
H1RI29A2	29A2. 2nd Partner: What method of birth control did you or your partner use?

			Frequency	% of total	% of valid
Valid	1	condoms (rubbers)	153	0.74%	89.47%
	2	withdrawal	9	0.04%	5.26%
	3	rhythm (safe time)	2	0.01%	1.17%
	4	birth control pills	5	0.02%	2.92%
	5	vaginal sponge	1	0%	0.58%
	11	Depo Provera	1	0%	0.58%
		Total	171	0.82%	100%
Missing	.	missing	18	0.09%	
	97	legitimate skip	20556	99.09%	
		Total	20,574	99.18%	

Valid	Invalid	Minimum	Maximum
171	20574	1	11

 H1RI29B2 - S25Q29B\_2 PARTNR2-METHOD 2-W1

Type	Code
Measurement Unit	numeric
H1RI29B2	29B2. 2nd Partner: What other method of birth control did you or your partner use?

			Frequency	% of total	% of valid
Valid	1	condoms (rubbers)	5	0.02%	2.92%
	2	withdrawal	7	0.03%	4.09%
	3	rhythm (safe time)	3	0.01%	1.75%
	4	birth control pills	15	0.07%	8.77%
	5	vaginal sponge	1	0%	0.58%
	6	foam, jelly, creme, suppositories	2	0.01%	1.17%
	7	diaphragm, with or without jelly	1	0%	0.58%
	9	Norplant	1	0%	0.58%
	10	ring	1	0%	0.58%
	11	Depo Provera	2	0.01%	1.17%
	12	contraceptive film	1	0%	0.58%
	13	some other method	1	0%	0.58%
	14	no other method	131	0.63%	76.61%
		Total	171	0.82%	100%
Missing	.	missing	18	0.09%	
	97	legitimate skip	20556	99.09%	
	Total	20,574	99.18%		

Valid	Invalid	Minimum	Maximum
171	20574	1	14

 H1RI29C2 - S25Q29C\_2 PARTNR2-METHOD 3-W1

Type	Code
Measurement Unit	numeric
H1RI29C2	29C2. 2nd Partner: What other method of birth control did you or your partner use?

			Frequency	% of total	% of valid
--	--	--	-----------	------------	------------

Valid	1	condoms (rubbers)	1	0%	2.5%
	2	withdrawal	3	0.01%	7.5%
	3	rhythm (safe time)	3	0.01%	7.5%
	4	birth control pills	4	0.02%	10%
	6	foam, jelly, creme, suppositories	2	0.01%	5%
	7	diaphragm, with or without jelly	1	0%	2.5%
	10	ring	1	0%	2.5%
	14	no other method	25	0.12%	62.5%
		Total	40	0.19%	100%
Missing	.	missing	18	0.09%	
	97	legitimate skip	20687	99.72%	
		Total	20,705	99.81%	

Valid	Invalid	Minimum	Maximum
40	20705	1	14

### H1RI30\_2 - S25Q30\_2 PARTNR2-USE A CONDOM-W1

Type	Code
Measurement Unit	numeric
H1RI30_2	30_2. 2nd Partner: Was a condom used when you had sexual intercourse with {INITIALS}?

			Frequency	% of total	% of valid
Valid	0	no	17	0.08%	89.47%
	1	yes	2	0.01%	10.53%
		Total	19	0.09%	100%
Missing	.	missing	16	0.08%	
	7	legitimate skip	20710	99.83%	
		Total	20,726	99.91%	

Valid	Invalid	Minimum	Maximum
19	20726	0	1

### H1RI31\_2 - S25Q31\_2 PARTNR2-USE OTHER METHOD-W1

Type	Code
Measurement Unit	numeric
H1RI31_2	31_2. 2nd Partner: During the month when you and {INITIALS} had sexual intercourse, did either of you ever use any method of birth control?

	Frequency	% of total	% of valid
--	-----------	------------	------------

Valid	0	no	97	0.47%	29.48%
	1	yes	232	1.12%	70.52%
		Total	329	1.59%	100%
Missing	.	missing	1	0%	
	6	refused	5	0.02%	
	7	legitimate skip	20406	98.37%	
	8	don't know	4	0.02%	
		Total	20,416	98.41%	

Valid	Invalid	Minimum	Maximum
329	20416	0	1

### H1RI32\_2 - S25Q32\_2 PARTNR2-BIRTHCONTROL ALWAYS-W1

Type	Code
Measurement Unit	numeric
H1RI32_2	32_2. 2nd Partner: Did one or the other of you use some method of birth control every time you and {INITIALS} had intercourse?

			Frequency	% of total	% of valid
Valid	0	no	41	0.2%	17.67%
	1	yes	191	0.92%	82.33%
		Total	232	1.12%	100%
Missing	.	missing	1	0%	
	7	legitimate skip	20512	98.88%	
		Total	20,513	98.88%	

Valid	Invalid	Minimum	Maximum
232	20513	0	1

### H1RI33A2 - S25Q33A\_2 PARTNR2-METHOD 1-W1

Type	Code
Measurement Unit	numeric
H1RI33A2	33A2. 2nd Partner: What method of birth control did you or your partner use?

			Frequency	% of total	% of valid
--	--	--	-----------	------------	------------

Valid	1	condoms (rubbers)	183	0.88%	91.5%
	2	withdrawal	3	0.01%	1.5%
	3	rhythm (safe time)	2	0.01%	1%
	4	birth control pills	6	0.03%	3%
	6	foam, jelly, creme, suppositories	1	0%	0.5%
	9	Norplant	1	0%	0.5%
	11	Depo Provera	3	0.01%	1.5%
	13	some other method	1	0%	0.5%
		Total	200	0.96%	100%
Missing	.	missing	33	0.16%	
	97	legitimate skip	20512	98.88%	
		Total	20,545	99.04%	

Valid	Invalid	Minimum	Maximum
200	20545	1	13

### 

Type	Code
Measurement Unit	numeric
H1R133B2	33B2. 2nd Partner: What other method of birth control did you or your partner use?

			Frequency	% of total	% of valid
Valid	1	condoms (rubbers)	21	0.1%	10.61%
	2	withdrawal	29	0.14%	14.65%
	3	rhythm (safe time)	3	0.01%	1.52%
	4	birth control pills	19	0.09%	9.6%
	5	vaginal sponge	3	0.01%	1.52%
	7	diaphragm, with or without jelly	2	0.01%	1.01%
	11	Depo Provera	3	0.01%	1.52%
	12	contraceptive film	2	0.01%	1.01%
	13	some other method	5	0.02%	2.53%
	14	no other method	111	0.54%	56.06%
			Total	198	0.95%
Missing	.	missing	33	0.16%	
	96	refused	1	0%	
	97	legitimate skip	20512	98.88%	
	98	don't know	1	0%	
		Total	20,547	99.05%	

Valid	Invalid	Minimum	Maximum
-------	---------	---------	---------

198	20547	1	14
-----	-------	---	----

### H1RI33C2 - S25Q33C\_2 PARTNR2-METHOD 3-W1

Type	Code
Measurement Unit	numeric
H1RI33C2	33C2. 2nd Partner: What other method of birth control did you or your partner use?

			Frequency	% of total	% of valid	
Valid	1	condoms (rubbers)	15	0.07%	17.65%	
	2	withdrawal	3	0.01%	3.53%	
	3	rhythm (safe time)	4	0.02%	4.71%	
	4	birth control pills	6	0.03%	7.06%	
	5	vaginal sponge	1	0%	1.18%	
	6	foam, jelly, creme, suppositories	3	0.01%	3.53%	
	7	diaphragm, with or without jelly	1	0%	1.18%	
	12	contraceptive film	1	0%	1.18%	
	13	some other method	1	0%	1.18%	
	14	no other method	50	0.24%	58.82%	
			Total	85	0.41%	100%
	Missing	.	missing	34	0.16%	
		96	refused	1	0%	
		97	legitimate skip	20624	99.42%	
98		don't know	1	0%		
		Total	20,660	99.59%		

Valid	Invalid	Minimum	Maximum
85	20660	1	14

### H1RI34\_2 - S25Q34\_2 PARTNR2-EVER USE CONDOM-W1

Type	Code
Measurement Unit	numeric
H1RI34_2	34_2. 2nd Partner: Was a condom ever used when you had sexual intercourse with {INITIALS}?

			Frequency	% of total	% of valid
Valid	0	no	10	0.05%	76.92%
	1	yes	3	0.01%	23.08%
			Total	13	0.06%
Missing	.	missing	32	0.15%	
	7	legitimate skip	20700	99.78%	

		Total	20,732	99.94%	
--	--	-------	--------	--------	--

Valid	Invalid	Minimum	Maximum
13	20732	0	1

### H1RI35\_2 - S25Q35\_2 PARTNR2-USE >1 METHOD-W1

Type	Code
Measurement Unit	numeric
H1RI35_2	35_2. 2nd Partner: Did you and {INITIALS} use more than one birth control method at the same time, or did you use these methods at different times?

			Frequency	% of total	% of valid
Valid	1	you used more than one method at the same time	42	0.2%	47.73%
	2	you used only one method at a time, but the method you chose was different from time to time	30	0.14%	34.09%
	3	sometimes you used only one method, and sometimes you used more than one	16	0.08%	18.18%
Total			88	0.42%	100%
Missing	.	missing	22	0.11%	
	7	legitimate skip	20635	99.47%	
Total			20,657	99.58%	

Valid	Invalid	Minimum	Maximum
88	20657	1	3

### H1RI36\_2 - S25Q35\_2 PARTNR2-USE BIRTHCONTROL-W1

Type	Code
Measurement Unit	numeric
H1RI36_2	36_2. 2nd Partner: Between {FIRST DATE} and {LAST DATE}, when you and {INITIALS} had sexual intercourse, did one or the other of you ever use any method of birth control?

			Frequency	% of total	% of valid
Valid	0	no	196	0.94%	21.28%
	1	yes	725	3.49%	78.72%
Total			921	4.44%	100%



Missing	.	missing	1	0%
	6	refused	1	0%
	7	legitimate skip	19820	95.54%
	8	don't know	2	0.01%
		Total	19,824	95.56%

Valid	Invalid	Minimum	Maximum
921	19824	0	1

### H1RI37\_2 - S25Q37\_2 PARTNR2-ALWAYS BIRTHCONTROL-W1

Type	Code
Measurement Unit	numeric
H1RI37_2	37_2. 2nd Partner: Throughout these months, did one or the other of you use some method of birth control every time you and {INITIALS} had intercourse?

			Frequency	% of total	% of valid
Valid	0	no	201	0.97%	27.8%
	1	yes	522	2.52%	72.2%
		Total	723	3.49%	100%
Missing	.	missing	1	0%	
	6	refused	2	0.01%	
	7	legitimate skip	20019	96.5%	
		Total	20,022	96.51%	

Valid	Invalid	Minimum	Maximum
723	20022	0	1

### H1RI38A2 - S25Q38A\_2 PARTNR2-METHOD 1-W1

Type	Code
Measurement Unit	numeric
H1RI38A2	38A2. 2nd Partner: What method of birth control did you or your partner use?

			Frequency	% of total	% of valid
Valid	1	condoms (rubbers)	357	1.72%	86.44%
	2	withdrawal	19	0.09%	4.6%
	4	birth control pills	23	0.11%	5.57%
	6	foam, jelly, creme, suppositories	1	0%	0.24%
	11	Depo Provera	11	0.05%	2.66%
	12	contraceptive film	1	0%	0.24%
	13	some other method	1	0%	0.24%

		Total	413	1.99%	100%
Missing	.	missing	313	1.51%	
	97	legitimate skip	20019	96.5%	
		Total	20,332	98.01%	

Valid	Invalid	Minimum	Maximum
413	20332	1	13

### H1RI38B2 - S25Q38B\_2 PARTNR2-METHOD 2-W1

Type	Code
Measurement Unit	numeric
H1RI38B2	38B2. 2nd Partner: What other method of birth control did you or your partner use?

			Frequency	% of total	% of valid	
Valid	1	condoms (rubbers)	23	0.11%	5.58%	
	2	withdrawal	115	0.55%	27.91%	
	3	rhythm (safe time)	7	0.03%	1.7%	
	4	birth control pills	65	0.31%	15.78%	
	5	vaginal sponge	1	0%	0.24%	
	6	foam, jelly, creme, suppositories	9	0.04%	2.18%	
	7	diaphragm, with or without jelly	1	0%	0.24%	
	9	Norplant	3	0.01%	0.73%	
	11	Depo Provera	4	0.02%	0.97%	
	12	contraceptive film	2	0.01%	0.49%	
	13	some other method	7	0.03%	1.7%	
	14	no other method	175	0.84%	42.48%	
			Total	412	1.99%	100%
	Missing	.	missing	313	1.51%	
96		refused	1	0%		
97		legitimate skip	20019	96.5%		
		Total	20,333	98.01%		

Valid	Invalid	Minimum	Maximum
412	20333	1	14

### H1RI38C2 - S25Q38C\_2 PARTNR2-METHOD 3-W1

Type	Code
Measurement Unit	numeric

H1R138C2	38C2. 2nd Partner: What other method of birth control did you or your partner use?
----------	--

			Frequency	% of total	% of valid
Valid	1	condoms (rubbers)	5	0.02%	2.16%
	2	withdrawal	8	0.04%	3.45%
	3	rhythm (safe time)	41	0.2%	17.67%
	4	birth control pills	23	0.11%	9.91%
	5	vaginal sponge	6	0.03%	2.59%
	6	foam, jelly, creme, suppositories	8	0.04%	3.45%
	7	diaphragm, with or without jelly	2	0.01%	0.86%
	9	Norplant	3	0.01%	1.29%
	10	ring	1	0%	0.43%
	11	Depo Provera	2	0.01%	0.86%
	12	contraceptive film	1	0%	0.43%
	13	some other method	9	0.04%	3.88%
	14	no other method	123	0.59%	53.02%
		Total	232	1.12%	100%
Missing	.	missing	313	1.51%	
	96	refused	2	0.01%	
	97	legitimate skip	20195	97.35%	
	98	don't know	3	0.01%	
	Total	20,513	98.88%		

Valid	Invalid	Minimum	Maximum
232	20513	1	14

### H1R139\_2 - S25Q39\_2 PARTNR2-EVER USE CONDOM-W1

Type	Code
Measurement Unit	numeric
H1R139_2	39_2. 2nd Partner: Was a condom ever used when you had intercourse with {INITIALS}?

			Frequency	% of total	% of valid
Valid	0	no	28	0.13%	41.18%
	1	yes	40	0.19%	58.82%
		Total	68	0.33%	100%
Missing	.	missing	281	1.35%	
	7	legitimate skip	20396	98.32%	
		Total	20,677	99.67%	

Valid	Invalid	Minimum	Maximum
-------	---------	---------	---------

68	20677	0	1
----	-------	---	---

### H1RI40\_2 - S25Q40\_2 PARTNR2-USE >1 METHOD-W1

Type	Code
Measurement Unit	numeric
H1RI40_2	40_2. 2nd Partner: Did you and {INITIALS} use more than one method of birth control at the same time, or did you use these methods at different times?

			Frequency	% of total	% of valid
Valid	1	you used more than one method at the same time	141	0.68%	37.9%
	2	you used only one method at a time, but the method you chose was different from time to time	142	0.68%	38.17%
	3	sometimes you used only one method, and sometimes you used more than one	89	0.43%	23.92%
Total			372	1.79%	100%
Missing	.	missing	185	0.89%	
	7	legitimate skip	20186	97.31%	
	8	don't know	2	0.01%	
Total			20,373	98.21%	

Valid	Invalid	Minimum	Maximum
372	20373	1	3

### H1RI41\_2 - S25Q41\_2 PARTNR2-NO. TIMES HAD SEX-W1

Type	Numeric (Double)
H1RI41_2	41_2. 2nd Partner: About how many times have you and {INITIALS} had sexual intercourse since {FIRST INTERCOURSE DATE}?

			Frequency	% of total	% of valid
Missing	.	missing	1	0%	
	9996	refused	5	0.02%	
	9997	legitimate skip	20019	96.5%	
	9998	don't know	42	0.2%	
Total			20,067	96.73%	

Valid	Invalid	Minimum	Maximum	Mean	StdDev
678	20067	1	999	34.408554...	103.50401...

 H1RI1M\_3 - S25Q1M PARTNR3-DATE BEGAN-MONTH-W1

Type	Code
Measurement Unit	numeric
H1RI1M_3	1M_3. 3rd Partner: In what month [and year] did your relationship with {INITIALS} begin? That is, when did you first consider {INITIALS} a special friend? If you don't remember the exact date, press the [F8] key for both month and year. If you don't consider this person a special friend, enter "00" for both month and year.

			Frequency	% of total	% of valid
Valid	1	January	51	0.25%	6.2%
	2	February	73	0.35%	8.87%
	3	March	82	0.4%	9.96%
	4	April	102	0.49%	12.39%
	5	May	115	0.55%	13.97%
	6	June	109	0.53%	13.24%
	7	July	53	0.26%	6.44%
	8	August	54	0.26%	6.56%
	9	September	53	0.26%	6.44%
	10	October	39	0.19%	4.74%
	11	November	42	0.2%	5.1%
	12	December	50	0.24%	6.08%
	Total	823	3.97%	100%	
Missing	.	missing	7	0.03%	
	96	refused	39	0.19%	
	97	legitimate skip	19444	93.73%	
	98	don't know	432	2.08%	
	Total	19,922	96.03%		

Valid	Invalid	Minimum	Maximum
823	19922	1	12

 H1RI1Y\_3 - S25Q1Y PARTNR3-DATE BEGAN-YEAR-W1

Type	Code
Measurement Unit	numeric
H1RI1Y_3	1Y_3. 3rd Partner: In what [month and] year did your relationship with {INITIALS} begin? That is, when did you first consider {INITIALS} a special friend? If you don't remember the exact date, press the [F8] key for both month and year. If you don't consider this person a special friend, enter "00" for both month and year.

			Frequency	% of total	% of valid
Valid	79	1979	1	0%	0.11%
	85	1985	1	0%	0.11%
	89	1989	2	0.01%	0.22%
	90	1990	8	0.04%	0.88%
	91	1991	13	0.06%	1.42%
	92	1992	20	0.1%	2.19%
	93	1993	59	0.28%	6.46%
	94	1994	345	1.66%	37.75%
	95	1995	465	2.24%	50.88%
		Total	914	4.41%	100%
Missing	.	missing	13	0.06%	
	96	refused	39	0.19%	
	97	legitimate skip	19444	93.73%	
	98	don't know	335	1.61%	
		Total	19,831	95.59%	

Valid	Invalid	Minimum	Maximum
914	19831	79	95

### H1R12\_3 - S25Q2 PARTNR3-YEAR RELATION BEGAN-W1

Type	Code
Measurement Unit	numeric
H1R12_3	2_3. 3rd Partner: In what year did your relationship with {INITIALS} begin?

			Frequency	% of total	% of valid
Valid	89	1989	1	0%	0.31%
	90	1990	2	0.01%	0.62%
	91	1991	6	0.03%	1.87%
	92	1992	11	0.05%	3.43%
	93	1993	26	0.13%	8.1%
	94	1994	122	0.59%	38.01%
	95	1995	153	0.74%	47.66%
		Total	321	1.55%	100%
Missing	.	missing	1	0%	
	96	refused	5	0.02%	
	97	legitimate skip	20306	97.88%	
	98	don't know	112	0.54%	
		Total	20,424	98.45%	

Valid	Invalid	Minimum	Maximum

321	20424	89	95
-----	-------	----	----

### H1RI3\_3 - S25Q3 PARTNR3 HIS/HER AGE WHEN MET-W1

Type	Numeric (Double)
H1RI3_3	3_3. 3rd Partner: How old was {INITIALS} when your romantic relationship began?

			Frequency	% of total	% of valid
Missing	96	refused	34	0.16%	
	97	legitimate skip	19444	93.73%	
	98	don't know	37	0.18%	
Total			19,515	94.07%	

Valid	Invalid	Minimum	Maximum	Mean	StdDev
1230	19515	9	39	15.992682...	2.6266045...

### H1RI4\_3 - S25Q4 PARTNR3 APPROX PARTNERS AGE-W1

Type	Numeric (Double)
H1RI4_3	4_3. 3rd Partner: About how old was {INITIALS}?

			Frequency	% of total	% of valid
Missing	96	refused	33	0.16%	
	97	legitimate skip	20674	99.66%	
	98	don't know	27	0.13%	
Total			20,734	99.95%	

Valid	Invalid	Minimum	Maximum	Mean	StdDev
11	20734	13	23	15.545454...	3.1420896...

### H1RI5A\_3 - S25Q5 PARTNR3 HIS/HER GRADE WHEN MET-W1

Type	Code
Measurement Unit	numeric
H1RI5A_3	5A_3. 3rd Partner: What grade was {INITIALS} in at that time?

			Frequency	% of total	% of valid
--	--	--	-----------	------------	------------

Valid	2	first or second grade	2	0.01%	0.16%
	3	third grade	2	0.01%	0.16%
	4	fourth grade	1	0%	0.08%
	5	fifth grade	4	0.02%	0.32%
	6	sixth grade	32	0.15%	2.57%
	7	seventh grade	103	0.5%	8.26%
	8	eighth grade	162	0.78%	12.99%
	9	ninth grade	201	0.97%	16.12%
	10	tenth grade	206	0.99%	16.52%
	11	eleventh grade	208	1%	16.68%
	12	twelfth grade	143	0.69%	11.47%
	13	beyond high school	59	0.28%	4.73%
	14	{INITIALS} wasn't in school	102	0.49%	8.18%
	15	{INITIALS} was in school, but you don't know what grade	6	0.03%	0.48%
	16	you don't know whether {INITIALS} was in school	16	0.08%	1.28%
			Total	1,247	6.01%
Missing	96	refused	33	0.16%	
	97	legitimate skip	19444	93.73%	
	98	don't know	21	0.1%	
		Total	19,498	93.99%	

Valid	Invalid	Minimum	Maximum
1247	19498	2	16

### H1RI6\_3 - S25Q6 PARTNR3 GO TO SAME SCHOOL-W1

Type	Code
Measurement Unit	numeric
H1RI6_3	6_3. 3rd Partner: When your relationship with {INITIALS} began, did you and {INITIALS} go to the same school?

			Frequency	% of total	% of valid
Valid	0	no	530	2.55%	46.57%
	1	yes	608	2.93%	53.43%
		Total	1,138	5.49%	100%
Missing	6	refused	34	0.16%	
	7	legitimate skip	19562	94.3%	
	8	don't know	11	0.05%	
		Total	19,607	94.51%	



Valid	Invalid	Minimum	Maximum
1138	19607	0	1

### H1R17\_3 - S25Q7 PARTNR3 WHERE DID HE/SHE LIVE-W1

Type	Code
Measurement Unit	numeric
H1R17_3	7_3. 3rd Partner: When your relationship with {INITIALS} began, where did {INITIALS} live?

			Frequency	% of total	% of valid
Valid	1	in your neighborhood	363	1.75%	28.88%
	2	not in your neighborhood	894	4.31%	71.12%
		Total	1,257	6.06%	100%
Missing	6	refused	33	0.16%	
	7	legitimate skip	19444	93.73%	
	8	don't know	11	0.05%	
		Total	19,488	93.94%	

Valid	Invalid	Minimum	Maximum
1257	19488	1	2

### H1R18A\_3 - S25Q8A PARTNR3-SAME SCHOOL-W1

Type	Code
Measurement Unit	numeric
H1R18A_3	8A_3. 3rd Partner: In what ways did you know {INITIALS} before your relationship began? (If you knew {INITIALS} in more than one way, choose more than one answer.): You went to the same school.

			Frequency	% of total	% of valid
Valid	0	not marked	673	3.24%	53.93%
	1	marked	575	2.77%	46.07%
		Total	1,248	6.02%	100%
Missing	6	refused	36	0.17%	
	7	legitimate skip	19444	93.73%	
	8	don't know	17	0.08%	
		Total	19,497	93.98%	

Valid	Invalid	Minimum	Maximum
1248	19497	0	1

 H1R18B\_3 - S25Q8B PARTNR3-SAME PL OF WORSHIP-W1

Type	Code
Measurement Unit	numeric
H1R18B_3	8B_3. 3rd Partner: In what ways did you know {INITIALS} before your relationship began (If you knew {INITIALS} in more than one way, choose more than one answer.): You went to the same church, synagogue, or place or worship.

			Frequency	% of total	% of valid
Valid	0	not marked	1184	5.71%	94.87%
	1	marked	64	0.31%	5.13%
	Total		1,248	6.02%	100%
Missing	6	refused	36	0.17%	
	7	legitimate skip	19444	93.73%	
	8	don't know	17	0.08%	
	Total		19,497	93.98%	

Valid	Invalid	Minimum	Maximum
1248	19497	0	1

 H1R18C\_3 - S25Q8C PARTNR3-NEIGHBORS-W1

Type	Code
Measurement Unit	numeric
H1R18C_3	8C_3. 3rd Partner: In what ways did you know {INITIALS} before your relationship began (If you knew {INITIALS} in more than one way, choose more than one answer.): You were neighbors.

			Frequency	% of total	% of valid
Valid	0	not marked	1177	5.67%	94.31%
	1	marked	71	0.34%	5.69%
	Total		1,248	6.02%	100%
Missing	6	refused	36	0.17%	
	7	legitimate skip	19444	93.73%	
	8	don't know	17	0.08%	
	Total		19,497	93.98%	

Valid	Invalid	Minimum	Maximum
1248	19497	0	1

 H1R18D\_3 - S25Q8D PARTNR3-CASUAL ACQUAINTANCES-W1

Type	Code
Measurement Unit	numeric
H1R18D_3	8D_3. 3rd Partner: In what ways did you know {INITIALS} before your relationship began (If you knew {INITIALS} in more than one way, choose more than one answer.): You were casual acquaintances.

			Frequency	% of total	% of valid
Valid	0	not marked	930	4.48%	74.52%
	1	marked	318	1.53%	25.48%
	Total		1,248	6.02%	100%
Missing	6	refused	36	0.17%	
	7	legitimate skip	19444	93.73%	
	8	don't know	17	0.08%	
	Total		19,497	93.98%	

Valid	Invalid	Minimum	Maximum
1248	19497	0	1

 H1R18E\_3 - S25Q8E PARTNR3-FRIENDS-W1

Type	Code
Measurement Unit	numeric
H1R18E_3	8E_3. 3rd Partner: In what ways did you know {INITIALS} before your relationship began (If you knew {INITIALS} in more than one way, choose more than one answer.): You were friends.

			Frequency	% of total	% of valid
Valid	0	not marked	770	3.71%	61.7%
	1	marked	478	2.3%	38.3%
	Total		1,248	6.02%	100%
Missing	6	refused	36	0.17%	
	7	legitimate skip	19444	93.73%	
	8	don't know	17	0.08%	
	Total		19,497	93.98%	

Valid	Invalid	Minimum	Maximum
1248	19497	0	1

 H1R18F\_3 - S25Q8F PARTNR3-SHARED MUTUAL FRIEND-W1

Type	Code
Measurement Unit	numeric
H1RI8F_3	8F_3. 3rd Partner: In what ways did you know {INITIALS} before your relationship began (If you knew {INITIALS} in more than one way, choose more than one answer.): {INITIALS} was a friend of another friend of yours.

			Frequency	% of total	% of valid
Valid	0	not marked	752	3.62%	60.26%
	1	marked	496	2.39%	39.74%
Total			1,248	6.02%	100%
Missing	6	refused	36	0.17%	
	7	legitimate skip	19444	93.73%	
	8	don't know	17	0.08%	
Total			19,497	93.98%	

Valid	Invalid	Minimum	Maximum
1248	19497	0	1

### H1RI8G\_3 - S25Q8G PARTNR3-SOME OTHER WAY-W1

Type	Code
Measurement Unit	numeric
H1RI8G_3	8G_3. 3rd Partner: In what ways did you know {INITIALS} before your relationship began (If you knew {INITIALS} in more than one way, choose more than one answer.): some other way

			Frequency	% of total	% of valid
Valid	0	not marked	1063	5.12%	85.18%
	1	marked	185	0.89%	14.82%
Total			1,248	6.02%	100%
Missing	6	refused	36	0.17%	
	7	legitimate skip	19444	93.73%	
	8	don't know	17	0.08%	
Total			19,497	93.98%	

Valid	Invalid	Minimum	Maximum
1248	19497	0	1

### H1RI8H\_3 - S25Q8H PARTNR3-DID NOT KNOW BEFORE-W1

Type	Code
Measurement Unit	numeric

H1R18H_3	8H_3. 3rd Partner: In what ways did you know {INITIALS} before your relationship began (If you knew {INITIALS} in more than one way, choose more than one answer.): You did not know {INITIALS} before your relationship began. Your relationship began at your first meeting.
----------	--

			Frequency	% of total	% of valid
Valid	0	not marked	1148	5.53%	91.99%
	1	marked	100	0.48%	8.01%
	Total		1,248	6.02%	100%
Missing	6	refused	36	0.17%	
	7	legitimate skip	19444	93.73%	
	8	don't know	17	0.08%	
Total		19,497	93.98%		

Valid	Invalid	Minimum	Maximum
1248	19497	0	1

### H1R19\_3 - S25Q9 PARTNR3-HOW MANY FRIENDS KNEW-W1

Type	Code
Measurement Unit	numeric
H1R19_3	9_3. 3rd Partner: When your relationship with {INITIALS} began, how many of your close friends knew {INITIALS}?

			Frequency	% of total	% of valid
Valid	1	all of them	400	1.93%	31.85%
	2	most of them	314	1.51%	25%
	3	a few of them	322	1.55%	25.64%
	4	one of them	105	0.51%	8.36%
	5	none of them	109	0.53%	8.68%
	6	when your relationship with {INITIALS} began, you had no close friends	6	0.03%	0.48%
Total		1,256	6.05%	100%	
Missing	96	refused	33	0.16%	
	97	legitimate skip	19444	93.73%	
	98	don't know	12	0.06%	
Total		19,489	93.95%		

Valid	Invalid	Minimum	Maximum
1256	19489	1	6

 H1RI10\_3 - S25Q10 PARTNR3-STILL GOING ON-W1

Type	Code
Measurement Unit	numeric
H1RI10_3	10_3. 3rd Partner: Is your relationship with {INITIALS} still going on?

			Frequency	% of total	% of valid
Valid	0	no	811	3.91%	64.42%
	1	yes	448	2.16%	35.58%
Total			1,259	6.07%	100%
Missing	.	missing	2	0.01%	
	6	refused	31	0.15%	
	7	legitimate skip	19444	93.73%	
	8	don't know	9	0.04%	
Total			19,486	93.93%	

Valid	Invalid	Minimum	Maximum
1259	19486	0	1

 H1RI11M3 - S25Q11M PARTNR3-WHEN DID IT END-MO-W1

Type	Code
Measurement Unit	numeric
H1RI11M3	11M3. 3rd Partner: In what month [and year] did your relationship with {INITIALS} end?

			Frequency	% of total	% of valid
Valid	1	January	40	0.19%	7.49%
	2	February	39	0.19%	7.3%
	3	March	49	0.24%	9.18%
	4	April	62	0.3%	11.61%
	5	May	88	0.42%	16.48%
	6	June	76	0.37%	14.23%
	7	July	43	0.21%	8.05%
	8	August	38	0.18%	7.12%
	9	September	33	0.16%	6.18%
	10	October	15	0.07%	2.81%
	11	November	18	0.09%	3.37%
	12	December	33	0.16%	6.18%
Total			534	2.57%	100%

Missing	.	missing	2	0.01%	
	96	refused	8	0.04%	
	97	legitimate skip	19932	96.08%	
	98	don't know	269	1.3%	
		Total	20,211	97.43%	

Valid	Invalid	Minimum	Maximum
534	20211	1	12

### H1RI11Y3 - S25Q11Y PARTNR3-WHEN DID IT END-YR-W1

Type	Code
Measurement Unit	numeric
H1RI11Y3	11Y3. 3rd Partner: In what [month and] year did your relationship with {INITIALS} end?

			Frequency	% of total	% of valid
Valid	84	1984	1	0%	0.16%
	91	1991	2	0.01%	0.33%
	92	1992	3	0.01%	0.49%
	93	1993	36	0.17%	5.9%
	94	1994	212	1.02%	34.75%
	95	1995	356	1.72%	58.36%
		Total	610	2.94%	100%
Missing	.	missing	3	0.01%	
	96	refused	9	0.04%	
	97	legitimate skip	19932	96.08%	
	98	don't know	191	0.92%	
		Total	20,135	97.06%	

Valid	Invalid	Minimum	Maximum
610	20135	84	95

### H1RI12\_3 - S25Q12 PARTNR3-WHAT YEAR DID IT END-W1

Type	Code
Measurement Unit	numeric
H1RI12_3	12_3. 3rd Partner: In what year did your relationship with {INITIALS} end?

			Frequency	% of total	% of valid
--	--	--	-----------	------------	------------

Valid	91	1991	2	0.01%	1.14%
	92	1992	3	0.01%	1.7%
	93	1993	11	0.05%	6.25%
	94	1994	76	0.37%	43.18%
	95	1995	84	0.4%	47.73%
		Total	176	0.85%	100%
Missing	.	missing	2	0.01%	
	96	refused	9	0.04%	
	97	legitimate skip	20466	98.66%	
	98	don't know	92	0.44%	
		Total	20,569	99.15%	

Valid	Invalid	Minimum	Maximum
176	20569	91	95

H1RI13_3 - S25Q13 PARTNR3-WHERE LIVE AT END-W1	
Type	Code
Measurement Unit	numeric
H1RI13_3	13_3. 3rd Partner: When your relationship with {INITIALS} ended, where did {INITIALS} live?

			Frequency	% of total	% of valid
Valid	1	in your neighborhood	207	1%	25.81%
	2	not in your neighborhood	595	2.87%	74.19%
		Total	802	3.87%	100%
Missing	.	missing	2	0.01%	
	6	refused	2	0.01%	
	7	legitimate skip	19932	96.08%	
	8	don't know	7	0.03%	
		Total	19,943	96.13%	

Valid	Invalid	Minimum	Maximum
802	19943	1	2

H1RI14_3 - S25Q14 PARTNR3-SAMPLE/SISTER SCH NOW-W1	
Type	Code
Measurement Unit	numeric
H1RI14_3	14_3. 3rd Partner: [If SCHOOL YEAR:] Does {INITIALS} go to {SAMPLE SCHOOL} or {SISTER SCHOOL} now? [If SUMMER:] Did {INITIALS} go to {SAMPLE SCHOOL} or {SISTER SCHOOL} during the 1994-95 school year?



			Frequency	% of total	% of valid
Valid	0	no	635	3.06%	54.93%
	1	yes	521	2.51%	45.07%
Total			1,156	5.57%	100%
Missing	.	missing	100	0.48%	
	6	refused	33	0.16%	
	7	legitimate skip	19444	93.73%	
	8	don't know	12	0.06%	
Total			19,589	94.43%	

Valid	Invalid	Minimum	Maximum
1156	19589	0	1

### H1RI15\_3 - S25Q15 PARTNR3-GRADE NOW-W1

Type	Code
Measurement Unit	numeric
H1RI15_3	15_3. 3rd Partner: [If SCHOOL YEAR:] What grade is {INITIALS} in now? [If SUMMER:] What grade was {INITIALS} in during the 1994-95 school year?

			Frequency	% of total	% of valid	
Valid	1	first grade	5	0.02%	0.41%	
	2	second grade	2	0.01%	0.16%	
	5	fifth grade	4	0.02%	0.33%	
	6	sixth grade	19	0.09%	1.56%	
	7	seventh grade	79	0.38%	6.47%	
	8	eight grade	136	0.66%	11.14%	
	9	nine grade	185	0.89%	15.15%	
	10	tenth grade	197	0.95%	16.13%	
	11	eleventh grade	217	1.05%	17.77%	
	12	twelfth grade	152	0.73%	12.45%	
	13	{INITIALS} has graduated from high school, and is in another kind of school	79	0.38%	6.47%	
	14	{INITIALS} has graduated from high school, and is out of school	75	0.36%	6.14%	
	15	{INITIALS} has dropped out of school	42	0.2%	3.44%	
	16	{INITIALS} is in school, but you don't know what grade	6	0.03%	0.49%	
	17	you don't know whether {INITIALS} is in school	23	0.11%	1.88%	
	Total			1,221	5.89%	100%

Missing	96	refused	36	0.17%	
	97	legitimate skip	19444	93.73%	
	98	don't know	44	0.21%	
		Total	19,524	94.11%	

Valid	Invalid	Minimum	Maximum
1221	19524	1	17

### H1RI16\_3 - S25Q16 PARTNR3-HISPANIC/LATINO-W1

Type	Code
Measurement Unit	numeric
H1RI16_3	16_3. 3rd Partner: Is {INITIALS} of Hispanic or Latino origin?

			Frequency	% of total	% of valid
Valid	0	no	1066	5.14%	85.08%
	1	yes	187	0.9%	14.92%
		Total	1,253	6.04%	100%
Missing	6	refused	35	0.17%	
	7	legitimate skip	19444	93.73%	
	8	don't know	13	0.06%	
		Total	19,492	93.96%	

Valid	Invalid	Minimum	Maximum
1253	19492	0	1

### H1RI17A3 - S25Q17A PARTNR3-MEXICAN-W1

Type	Code
Measurement Unit	numeric
H1RI17A3	17A3. 3rd Partner: What is {INITIALS}'s Hispanic or Latino background (You may choose more than one answer.): Mexican/Mexican American

			Frequency	% of total	% of valid
Valid	0	not marked	109	0.53%	59.56%
	1	marked	74	0.36%	40.44%
		Total	183	0.88%	100%
Missing	6	refused	1	0%	
	7	legitimate skip	20558	99.1%	
	8	don't know	3	0.01%	
		Total	20,562	99.12%	

Valid	Invalid	Minimum	Maximum
-------	---------	---------	---------

183	20562	0	1
-----	-------	---	---

### H1RI17B3 - S25Q17B PARTNR3-CHICANO-W1

Type	Code
Measurement Unit	numeric
H1RI17B3	17B3. 3rd Partner: What is {INITIALS}'s Hispanic or Latino background (You may choose more than one answer.): Chicano/Chicana

			Frequency	% of total	% of valid
Valid	0	not marked	171	0.82%	93.44%
	1	marked	12	0.06%	6.56%
	Total		183	0.88%	100%
Missing	6	refused	1	0%	
	7	legitimate skip	20558	99.1%	
	8	don't know	3	0.01%	
	Total		20,562	99.12%	

Valid	Invalid	Minimum	Maximum
183	20562	0	1

### H1RI17C3 - S25Q17C PARTNR3-CUBAN-W1

Type	Code
Measurement Unit	numeric
H1RI17C3	17C3. 3rd Partner: What is {INITIALS}'s Hispanic or Latino background (You may choose more than one answer.): Cuban/Cuban American

			Frequency	% of total	% of valid
Valid	0	not marked	157	0.76%	85.79%
	1	marked	26	0.13%	14.21%
	Total		183	0.88%	100%
Missing	6	refused	1	0%	
	7	legitimate skip	20558	99.1%	
	8	don't know	3	0.01%	
	Total		20,562	99.12%	

Valid	Invalid	Minimum	Maximum
183	20562	0	1

### H1RI17D3 - S25Q17D PARTNR3-PUERTO RICAN-W1

Type	Code
------	------

Measurement Unit	numeric
H1RI17D3	17D3. 3rd Partner: What is {INITIALS}'s Hispanic or Latino background (You may choose more than one answer.): Puerto Rican

			Frequency	% of total	% of valid
Valid	0	not marked	159	0.77%	86.89%
	1	marked	24	0.12%	13.11%
	Total		183	0.88%	100%
Missing	6	refused	1	0%	
	7	legitimate skip	20558	99.1%	
	8	don't know	3	0.01%	
	Total		20,562	99.12%	

Valid	Invalid	Minimum	Maximum
183	20562	0	1

### H1RI17E3 - S25Q17E PARTNR3-CENTR/SOUTH AMERICAN-W1

Type	Code
Measurement Unit	numeric
H1RI17E3	17E3. 3rd Partner: What is {INITIALS}'s Hispanic or Latino background (You may choose more than one answer.): Central/South American

			Frequency	% of total	% of valid
Valid	0	not marked	166	0.8%	90.71%
	1	marked	17	0.08%	9.29%
	Total		183	0.88%	100%
Missing	6	refused	1	0%	
	7	legitimate skip	20558	99.1%	
	8	don't know	3	0.01%	
	Total		20,562	99.12%	

Valid	Invalid	Minimum	Maximum
183	20562	0	1

### H1RI17F3 - S25Q17F PARTNR3-OTHER HISPANIC-W1

Type	Code
Measurement Unit	numeric
H1RI17F3	17F3. 3rd Partner: What is {INITIALS}'s Hispanic or Latino background (You may choose more than one answer.): other Hispanic

			Frequency	% of total	% of valid
--	--	--	-----------	------------	------------

Valid	0	not marked	145	0.7%	79.23%
	1	marked	38	0.18%	20.77%
		Total	183	0.88%	100%
Missing	6	refused	1	0%	
	7	legitimate skip	20558	99.1%	
	8	don't know	3	0.01%	
		Total	20,562	99.12%	

Valid	Invalid	Minimum	Maximum
183	20562	0	1

### H1RI18A3 - S25Q18A PARTNR3-WHITE-W1

Type	Code
Measurement Unit	numeric
H1RI18A3	18A3. 3rd Partner: What is {INITIALS}'s race (If {INITIALS} is of mixed race, you may choose more than one answer): White

			Frequency	% of total	% of valid
Valid	0	not marked	437	2.11%	34.88%
	1	marked	816	3.93%	65.12%
		Total	1,253	6.04%	100%
Missing	6	refused	36	0.17%	
	7	legitimate skip	19444	93.73%	
	8	don't know	12	0.06%	
		Total	19,492	93.96%	

Valid	Invalid	Minimum	Maximum
1253	19492	0	1

### H1RI18B3 - S25Q18B PARTNR3-AFRICAN AMERICAN-W1

Type	Code
Measurement Unit	numeric
H1RI18B3	18B3. 3rd Partner: What is {INITIALS}'s race (If {INITIALS} is of mixed race, you may choose more than one answer): black or African American

			Frequency	% of total	% of valid
Valid	0	not marked	981	4.73%	78.29%
	1	marked	272	1.31%	21.71%
		Total	1,253	6.04%	100%

Missing	6	refused	36	0.17%	
	7	legitimate skip	19444	93.73%	
	8	don't know	12	0.06%	
		Total	19,492	93.96%	

Valid	Invalid	Minimum	Maximum
1253	19492	0	1

### H1RI18C3 - S25Q18C PARTNR3-AMERICAN INDIAN-W1

Type	Code
Measurement Unit	numeric
H1RI18C3	18C3. 3rd Partner: What is {INITIALS}'s race (If {INITIALS} is of mixed race, you may choose more than one answer): American Indian or Native American

			Frequency	% of total	% of valid
Valid	0	not marked	1220	5.88%	97.37%
	1	marked	33	0.16%	2.63%
		Total	1,253	6.04%	100%
Missing	6	refused	36	0.17%	
	7	legitimate skip	19444	93.73%	
	8	don't know	12	0.06%	
		Total	19,492	93.96%	

Valid	Invalid	Minimum	Maximum
1253	19492	0	1

### H1RI18D3 - S25Q18D PARTNR3-ASIAN-W1

Type	Code
Measurement Unit	numeric
H1RI18D3	18D3. 3rd Partner: What is {INITIALS}'s race (If {INITIALS} is of mixed race, you may choose more than one answer): Asian or Pacific Islander

			Frequency	% of total	% of valid
Valid	0	not marked	1204	5.8%	96.09%
	1	marked	49	0.24%	3.91%
		Total	1,253	6.04%	100%
Missing	6	refused	36	0.17%	
	7	legitimate skip	19444	93.73%	
	8	don't know	12	0.06%	
		Total	19,492	93.96%	

Valid	Invalid	Minimum	Maximum
1253	19492	0	1

### H1RI18E3 - S25Q18E PARTNR3-OTHER RACE-W1

Type	Code
Measurement Unit	numeric
H1RI18E3	18E3. 3rd Partner: What is {INITIALS}'s race (If {INITIALS} is of mixed race, you may choose more than one answer): other

			Frequency	% of total	% of valid
Valid	0	not marked	1120	5.4%	89.39%
	1	marked	133	0.64%	10.61%
	Total		1,253	6.04%	100%
Missing	6	refused	36	0.17%	
	7	legitimate skip	19444	93.73%	
	8	don't know	12	0.06%	
Total		19,492	93.96%		

Valid	Invalid	Minimum	Maximum
1253	19492	0	1

### H1RI19A3 - S25Q19A PARTNR3-CHINESE-W1

Type	Code
Measurement Unit	numeric
H1RI19A3	19A3. 3rd Partner: What is {INITIALS}'s Asian background (You may choose more than one answer): Chinese

			Frequency	% of total	% of valid
Valid	0	not marked	33	0.16%	70.21%
	1	marked	14	0.07%	29.79%
	Total		47	0.23%	100%
Missing	7	legitimate skip	20696	99.76%	
	8	don't know	2	0.01%	
	Total		20,698	99.77%	

Valid	Invalid	Minimum	Maximum
47	20698	0	1

### H1RI19B3 - S25Q19B PARTNR3-FILIPINO-W1

Type	Code
------	------

Measurement Unit	numeric
H1RI19B3	19B3. 3rd Partner: What is {INITIALS}'s Asian background (You may choose more than one answer): Filipino

			Frequency	% of total	% of valid
Valid	0	not marked	27	0.13%	57.45%
	1	marked	20	0.1%	42.55%
	Total		47	0.23%	100%
Missing	7	legitimate skip	20696	99.76%	
	8	don't know	2	0.01%	
	Total		20,698	99.77%	

Valid	Invalid	Minimum	Maximum
47	20698	0	1

### H1RI19C3 - S25Q19C PARTNR3-JAPANESE-W1

Type	Code
Measurement Unit	numeric
H1RI19C3	19C3. 3rd Partner: What is {INITIALS}'s Asian background (You may choose more than one answer): Japanese

			Frequency	% of total	% of valid
Valid	0	not marked	44	0.21%	93.62%
	1	marked	3	0.01%	6.38%
	Total		47	0.23%	100%
Missing	7	legitimate skip	20696	99.76%	
	8	don't know	2	0.01%	
	Total		20,698	99.77%	

Valid	Invalid	Minimum	Maximum
47	20698	0	1

### H1RI19D3 - S25Q19D PARTNR3-ASIAN INDIAN-W1

Type	Code
Measurement Unit	numeric
H1RI19D3	19D3. 3rd Partner: What is {INITIALS}'s Asian background (You may choose more than one answer): Asian Indian

			Frequency	% of total	% of valid
Valid	0	not marked	46	0.22%	97.87%
	1	marked	1	0%	2.13%



		Total	47	0.23%	100%
Missing	7	legitimate skip	20696	99.76%	
	8	don't know	2	0.01%	
		Total	20,698	99.77%	

Valid	Invalid	Minimum	Maximum
47	20698	0	1

### H1RI19E3 - S25Q19E PARTNR3-KOREAN-W1

Type	Code
Measurement Unit	numeric
H1RI19E3	19E3. 3rd Partner: What is {INITIALS}'s Asian background (You may choose more than one answer): Korean

			Frequency	% of total	% of valid
Valid	0	not marked	43	0.21%	91.49%
	1	marked	4	0.02%	8.51%
		Total	47	0.23%	100%
Missing	7	legitimate skip	20696	99.76%	
	8	don't know	2	0.01%	
		Total	20,698	99.77%	

Valid	Invalid	Minimum	Maximum
47	20698	0	1

### H1RI19F3 - S25Q19F PARTNR3-VIETNAMESE-W1

Type	Code
Measurement Unit	numeric
H1RI19F3	19F3. 3rd Partner: What is {INITIALS}'s Asian background (You may choose more than one answer): Vietnamese

			Frequency	% of total	% of valid
Valid	0	not marked	43	0.21%	91.49%
	1	marked	4	0.02%	8.51%
		Total	47	0.23%	100%
Missing	7	legitimate skip	20696	99.76%	
	8	don't know	2	0.01%	
		Total	20,698	99.77%	

Valid	Invalid	Minimum	Maximum
-------	---------	---------	---------

47	20698	0	1
----	-------	---	---

### H1RI19G3 - S25Q19G PARTNR3-OTHER-W1

Type	Code
Measurement Unit	numeric
H1RI19G3	19G3. 3rd Partner: What is {INITIALS}'s Asian background (You may choose more than one answer): other

			Frequency	% of total	% of valid
Valid	0	not marked	38	0.18%	80.85%
	1	marked	9	0.04%	19.15%
Total			47	0.23%	100%
Missing	7	legitimate skip	20696	99.76%	
	8	don't know	2	0.01%	
Total			20,698	99.77%	

Valid	Invalid	Minimum	Maximum
47	20698	0	1

### H1RI20\_3 - S25Q20 PARTNR3-GENDER-W1

Type	Code
Measurement Unit	numeric
H1RI20_3	20_3. 3rd Partner: What is {INITIALS}'s sex?

			Frequency	% of total	% of valid
Valid	1	male	609	2.94%	48.22%
	2	female	654	3.15%	51.78%
Total			1,263	6.09%	100%
Missing	6	refused	33	0.16%	
	7	legitimate skip	19444	93.73%	
	8	don't know	5	0.02%	
Total			19,482	93.91%	

Valid	Invalid	Minimum	Maximum
1263	19482	1	2

### H1RI21A3 - S25Q21A PARTNR3-GROUP DATE-W1

Type	Code
Measurement Unit	numeric

H1RI21A3	21A3. 3rd Partner: Go through the deck of cards and reject any cards that describe things that have NOT happened in your romantic relationship with {INITIALS}: We went out together in a group.
----------	--

			Frequency	% of total	% of valid
Valid	0	card rejected	386	1.86%	33.59%
	1	card kept	763	3.68%	66.41%
Total			1,149	5.54%	100%
Missing	.	missing	35	0.17%	
	6	refused	81	0.39%	
	7	legitimate skip	19444	93.73%	
	8	don't know	36	0.17%	
Total			19,596	94.46%	

Valid	Invalid	Minimum	Maximum
1149	19596	0	1

### H1RI21B3 - S25Q21B PARTNR3-MET PARENTS-W1

Type	Code
Measurement Unit	numeric
H1RI21B3	21B3. 3rd Partner: Go through the deck of cards and reject any cards that describe things that have NOT happened in your romantic relationship with {INITIALS}: I met my partner's parents.

			Frequency	% of total	% of valid
Valid	0	card rejected	481	2.32%	41.86%
	1	card kept	668	3.22%	58.14%
Total			1,149	5.54%	100%
Missing	.	missing	35	0.17%	
	6	refused	81	0.39%	
	7	legitimate skip	19444	93.73%	
	8	don't know	36	0.17%	
Total			19,596	94.46%	

Valid	Invalid	Minimum	Maximum
1149	19596	0	1

### H1RI21C3 - S25Q21C PARTNR3-SAID WERE A COUPLE-W1

Type	Code
Measurement Unit	numeric

H1RI21C3	21C3. 3rd Partner: Go through the deck of cards and reject any cards that describe things that have NOT happened in your romantic relationship with {INITIALS}: I told other people that we were a couple.
----------	--

			Frequency	% of total	% of valid
Valid	0	card rejected	336	1.62%	29.24%
	1	card kept	813	3.92%	70.76%
Total			1,149	5.54%	100%
Missing	.	missing	35	0.17%	
	6	refused	81	0.39%	
	7	legitimate skip	19444	93.73%	
	8	don't know	36	0.17%	
Total			19,596	94.46%	

Valid	Invalid	Minimum	Maximum
1149	19596	0	1

### H1RI21D3 - S25Q21D PARTNR3-SAW LESS OF FRIENDS-W1

Type	Code
Measurement Unit	numeric
H1RI21D3	21D3. 3rd Partner: Go through the deck of cards and reject any cards that describe things that have NOT happened in your romantic relationship with {INITIALS}: I saw less of my other friends so I could spend more time with my partner.

			Frequency	% of total	% of valid
Valid	0	card rejected	708	3.41%	61.62%
	1	card kept	441	2.13%	38.38%
Total			1,149	5.54%	100%
Missing	.	missing	35	0.17%	
	6	refused	81	0.39%	
	7	legitimate skip	19444	93.73%	
	8	don't know	36	0.17%	
Total			19,596	94.46%	

Valid	Invalid	Minimum	Maximum
1149	19596	0	1

### H1RI21E3 - S25Q21E PARTNR3-WENT OUT ALONE-W1

Type	Code
Measurement Unit	numeric

H1RI21E3	21E3. 3rd Partner: Go through the deck of cards and reject any cards that describe things that have NOT happened in your romantic relationship with {INITIALS}: We went out together alone.
----------	---

			Frequency	% of total	% of valid
Valid	0	card rejected	352	1.7%	30.64%
	1	card kept	797	3.84%	69.36%
		Total	1,149	5.54%	100%
Missing	.	missing	35	0.17%	
	6	refused	81	0.39%	
	7	legitimate skip	19444	93.73%	
	8	don't know	36	0.17%	
		Total	19,596	94.46%	

Valid	Invalid	Minimum	Maximum
1149	19596	0	1

### H1RI21F3 - S25Q21F PARTNR3-HELD HANDS-W1

Type	Code
Measurement Unit	numeric
H1RI21F3	21F3. 3rd Partner: Go through the deck of cards and reject any cards that describe things that have NOT happened in your romantic relationship with {INITIALS}: We held hands.

			Frequency	% of total	% of valid
Valid	0	card rejected	198	0.95%	17.23%
	1	card kept	951	4.58%	82.77%
		Total	1,149	5.54%	100%
Missing	.	missing	35	0.17%	
	6	refused	81	0.39%	
	7	legitimate skip	19444	93.73%	
	8	don't know	36	0.17%	
		Total	19,596	94.46%	

Valid	Invalid	Minimum	Maximum
1149	19596	0	1

### H1RI21G3 - S25Q21G PARTNR3-GAVE A PRESENT-W1

Type	Code
Measurement Unit	numeric

H1RI21G3	21G3. 3rd Partner: Go through the deck of cards and reject any cards that describe things that have NOT happened in your romantic relationship with {INITIALS}: I gave my partner a present.
----------	--

			Frequency	% of total	% of valid
Valid	0	card rejected	620	2.99%	53.96%
	1	card kept	529	2.55%	46.04%
Total			1,149	5.54%	100%
Missing	.	missing	35	0.17%	
	6	refused	81	0.39%	
	7	legitimate skip	19444	93.73%	
	8	don't know	36	0.17%	
Total			19,596	94.46%	

Valid	Invalid	Minimum	Maximum
1149	19596	0	1

### H1RI21H3 - S25Q21H PARTNR3-RECEIVED A PRESENT-W1

Type	Code
Measurement Unit	numeric
H1RI21H3	21H3. 3rd Partner: Go through the deck of cards and reject any cards that describe things that have NOT happened in your romantic relationship with {INITIALS}: My partner gave me a present.

			Frequency	% of total	% of valid
Valid	0	card rejected	541	2.61%	47.08%
	1	card kept	608	2.93%	52.92%
Total			1,149	5.54%	100%
Missing	.	missing	35	0.17%	
	6	refused	81	0.39%	
	7	legitimate skip	19444	93.73%	
	8	don't know	36	0.17%	
Total			19,596	94.46%	

Valid	Invalid	Minimum	Maximum
1149	19596	0	1

### H1RI21I3 - S25Q21I PARTNR3-SAID HE/SHE LOVED ME-W1

Type	Code
Measurement Unit	numeric

H1RI21I3	21I3. 3rd Partner: Go through the deck of cards and reject any cards that describe things that have NOT happened in your romantic relationship with {INITIALS}: I told my partner that I loved him or her.
----------	--

			Frequency	% of total	% of valid
Valid	0	card rejected	501	2.42%	43.6%
	1	card kept	648	3.12%	56.4%
Total			1,149	5.54%	100%
Missing	.	missing	35	0.17%	
	6	refused	81	0.39%	
	7	legitimate skip	19444	93.73%	
	8	don't know	36	0.17%	
Total			19,596	94.46%	

Valid	Invalid	Minimum	Maximum
1149	19596	0	1

### H1RI21J3 - S25Q21J PARTNR3-SAID I LOVED PARTNER-W1

Type	Code
Measurement Unit	numeric
H1RI21J3	21J3. 3rd Partner: Go through the deck of cards and reject any cards that describe things that have NOT happened in your romantic relationship with {INITIALS}: My partner told me that he or she loved me.

			Frequency	% of total	% of valid
Valid	0	card rejected	449	2.16%	39.08%
	1	card kept	700	3.37%	60.92%
Total			1,149	5.54%	100%
Missing	.	missing	35	0.17%	
	6	refused	81	0.39%	
	7	legitimate skip	19444	93.73%	
	8	don't know	36	0.17%	
Total			19,596	94.46%	

Valid	Invalid	Minimum	Maximum
1149	19596	0	1

### H1RI21K3 - S25Q21K PARTNR3-CONSIDERED A COUPLE-W1

Type	Code
Measurement Unit	numeric

H1RI21K3	21K3. 3rd Partner: Go through the deck of cards and reject any cards that describe things that have NOT happened in your romantic relationship with {INITIALS}: We thought of ourselves as a couple.
----------	--

			Frequency	% of total	% of valid
Valid	0	card rejected	246	1.19%	21.41%
	1	card kept	903	4.35%	78.59%
Total			1,149	5.54%	100%
Missing	.	missing	35	0.17%	
	6	refused	81	0.39%	
	7	legitimate skip	19444	93.73%	
	8	don't know	36	0.17%	
Total			19,596	94.46%	

Valid	Invalid	Minimum	Maximum
1149	19596	0	1

### H1RI21L3 - S25Q21L PARTNR3-TALKED CONTRACEPT-W1

Type	Code
Measurement Unit	numeric
H1RI21L3	21L3. 3rd Partner: Go through the deck of cards and reject any cards that describe things that have NOT happened in your romantic relationship with {INITIALS}: We talked about contraception or sexually transmitted diseases.

			Frequency	% of total	% of valid
Valid	0	card rejected	678	3.27%	59.01%
	1	card kept	471	2.27%	40.99%
Total			1,149	5.54%	100%
Missing	.	missing	35	0.17%	
	6	refused	81	0.39%	
	7	legitimate skip	19444	93.73%	
	8	don't know	36	0.17%	
Total			19,596	94.46%	

Valid	Invalid	Minimum	Maximum
1149	19596	0	1

### H1RI21M3 - S25Q21M PARTNR3-KISSED-W1

Type	Code
Measurement Unit	numeric



H1RI21M3	21M3. 3rd Partner: Go through the deck of cards and reject any cards that describe things that have NOT happened in your romantic relationship with {INITIALS}: We kissed.
----------	--

			Frequency	% of total	% of valid
Valid	0	card rejected	153	0.74%	13.32%
	1	card kept	996	4.8%	86.68%
		Total	1,149	5.54%	100%
Missing	.	missing	35	0.17%	
	6	refused	81	0.39%	
	7	legitimate skip	19444	93.73%	
	8	don't know	36	0.17%	
		Total	19,596	94.46%	

Valid	Invalid	Minimum	Maximum
1149	19596	0	1

### H1RI21N3 - S25Q21N PARTNR3-TOUCHED EACH OTHER-W1

Type	Code
Measurement Unit	numeric
H1RI21N3	21N3. 3rd Partner: Go through the deck of cards and reject any cards that describe things that have NOT happened in your romantic relationship with {INITIALS}: We touched each other under our clothing or with no clothes on.

			Frequency	% of total	% of valid
Valid	0	card rejected	462	2.23%	40.21%
	1	card kept	687	3.31%	59.79%
		Total	1,149	5.54%	100%
Missing	.	missing	35	0.17%	
	6	refused	81	0.39%	
	7	legitimate skip	19444	93.73%	
	8	don't know	36	0.17%	
		Total	19,596	94.46%	

Valid	Invalid	Minimum	Maximum
1149	19596	0	1

### H1RI21O3 - S25Q21O PARTNR3-HAD SEX-W1

Type	Code
Measurement Unit	numeric

H1RI21O3	21O3. 3rd Partner: Go through the deck of cards and reject any cards that describe things that have NOT happened in your romantic relationship with {INITIALS}: We had sexual intercourse.
----------	--

			Frequency	% of total	% of valid
Valid	0	card rejected	750	3.62%	65.27%
	1	card kept	399	1.92%	34.73%
Total			1,149	5.54%	100%
Missing	.	missing	35	0.17%	
	6	refused	81	0.39%	
	7	legitimate skip	19444	93.73%	
	8	don't know	36	0.17%	
Total			19,596	94.46%	

Valid	Invalid	Minimum	Maximum
1149	19596	0	1

### H1RI21P3 - S25Q21P PARTNR3-TOUCHED GENITALS-W1

Type	Code
Measurement Unit	numeric
H1RI21P3	21P3. 3rd Partner: Go through the deck of cards and reject any cards that describe things that have NOT happened in your romantic relationship with {INITIALS}: We touched each other's genitals (private parts).

			Frequency	% of total	% of valid
Valid	0	card rejected	605	2.92%	52.65%
	1	card kept	544	2.62%	47.35%
Total			1,149	5.54%	100%
Missing	.	missing	35	0.17%	
	6	refused	81	0.39%	
	7	legitimate skip	19444	93.73%	
	8	don't know	36	0.17%	
Total			19,596	94.46%	

Valid	Invalid	Minimum	Maximum
1149	19596	0	1

### H1RI21Q3 - S25Q21Q PARTNR3-GOT PREGNANT-W1

Type	Code
Measurement Unit	numeric

H1RI21Q3	21Q3. 3rd Partner: Go through the deck of cards and reject any cards that describe things that have NOT happened in your romantic relationship with {INITIALS}: [If R is male:] My partner got pregnant. [If R is female:] I got pregnant.
----------	--

			Frequency	% of total	% of valid
Valid	0	card rejected	1065	5.13%	92.69%
	1	card kept	84	0.4%	7.31%
	Total		1,149	5.54%	100%
Missing	.	missing	35	0.17%	
	6	refused	81	0.39%	
	7	legitimate skip	19444	93.73%	
	8	don't know	36	0.17%	
Total		19,596	94.46%		

Valid	Invalid	Minimum	Maximum
1149	19596	0	1

### H1RI21R3 - S25Q21R PARTNR3-GOT MARRIED-W1

Type	Code
Measurement Unit	numeric
H1RI21R3	21R3. 3rd Partner: Go through the deck of cards and reject any cards that describe things that have NOT happened in your romantic relationship with {INITIALS}: We got married.

			Frequency	% of total	% of valid
Valid	0	card rejected	1149	5.54%	100%
	1	card kept	0	0%	0%
	Total		1,149	5.54%	100%
Missing	.	missing	35	0.17%	
	6	refused	81	0.39%	
	7	legitimate skip	19444	93.73%	
	8	don't know	36	0.17%	
Total		19,596	94.46%		

Valid	Invalid	Minimum	Maximum
1149	19596	0	0

### H1RI22A3 - S25Q22A\_3 PARTNR3-FIRST EVENT-W1

Type	Code
Measurement Unit	numeric

H1RI22A3	22A3. 3rd Partner: Enter the first thing that happened in your relationship with {INITIALS}.
----------	--

			Frequency	% of total	% of valid
Valid	1	we went out together in a group	420	2.02%	36.55%
	2	I met my partner's parents	143	0.69%	12.45%
	3	I told other people that we were a couple	69	0.33%	6.01%
	4	I saw less of my other friends so I could spend more time with my partner	31	0.15%	2.7%
	5	we went out together alone	108	0.52%	9.4%
	6	we held hands	83	0.4%	7.22%
	7	I gave my partner a present	12	0.06%	1.04%
	8	my partner gave me a present	22	0.11%	1.91%
	9	I told my partner that I loved him or her	24	0.12%	2.09%
	10	my partner told me that he or she loved me	18	0.09%	1.57%
	11	we thought of ourselves as a couple	122	0.59%	10.62%
	12	we talked about contraception or sexually transmitted diseases	11	0.05%	0.96%
	13	we kissed	75	0.36%	6.53%
	14	we touched each other under our clothing or with no clothes on	3	0.01%	0.26%
	15	we had sexual intercourse	3	0.01%	0.26%
	16	we touched each others' genitals (private parts)	3	0.01%	0.26%
	17	if R is male: my partner got pregnant if R is female: I got pregnant	2	0.01%	0.17%
	Total		1,149	5.54%	100%
Missing	.	missing	152	0.73%	
	97	legitimate skip	19444	93.73%	
	Total		19,596	94.46%	

Valid	Invalid	Minimum	Maximum
1149	19596	1	17

 H1RI22B3 - S25Q22B\_3 PARTNR3-SECOND EVENT-W1

Type	Code
Measurement Unit	numeric
H1R122B3	22B3. 3rd Partner: Enter the next [second] thing that happened in your relationship with {INITIALS}.

			Frequency	% of total	% of valid
Valid	1	we went out together in a group	71	0.34%	6.3%
	2	I met my partner's parents	141	0.68%	12.51%
	3	I told other people that we were a couple	155	0.75%	13.75%
	4	I saw less of my other friends so I could spend more time with my partner	37	0.18%	3.28%
	5	we went out together alone	141	0.68%	12.51%
	6	we held hands	224	1.08%	19.88%
	7	I gave my partner a present	18	0.09%	1.6%
	8	my partner gave me a present	20	0.1%	1.77%
	9	I told my partner that I loved him or her	33	0.16%	2.93%
	10	my partner told me that he or she loved me	35	0.17%	3.11%
	11	we thought of ourselves as a couple	84	0.4%	7.45%
	12	we talked about contraception or sexually transmitted diseases	15	0.07%	1.33%
	13	we kissed	119	0.57%	10.56%
	14	we touched each other under our clothing or with no clothes on	24	0.12%	2.13%
	15	we had sexual intercourse	5	0.02%	0.44%
	16	we touched each others' genitals (private parts)	4	0.02%	0.35%
	17	if R is male: my partner got pregnant if R is female: I got pregnant	1	0%	0.09%
		Total	1,127	5.43%	100%
Missing	.	missing	174	0.84%	
	97	legitimate skip	19444	93.73%	
		Total	19,618	94.57%	

Valid	Invalid	Minimum	Maximum
1127	19618	1	17

 H1RI22C3 - S25Q22C\_3 PARTNR3-3RD EVENT-W1

Type	Code
Measurement Unit	numeric
H1RI22C3	22C3. 3rd Partner: Enter the next [third] thing that happened in your relationship with {INITIALS}.

			Frequency	% of total	% of valid
Valid	1	we went out together in a group	59	0.28%	5.38%
	2	I met my partner's parents	61	0.29%	5.56%
	3	I told other people that we were a couple	135	0.65%	12.31%
	4	I saw less of my other friends so I could spend more time with my partner	68	0.33%	6.2%
	5	we went out together alone	120	0.58%	10.94%
	6	we held hands	193	0.93%	17.59%
	7	I gave my partner a present	30	0.14%	2.73%
	8	my partner gave me a present	22	0.11%	2.01%
	9	I told my partner that I loved him or her	31	0.15%	2.83%
	10	my partner told me that he or she loved me	39	0.19%	3.56%
	11	we thought of ourselves as a couple	90	0.43%	8.2%
	12	we talked about contraception or sexually transmitted diseases	15	0.07%	1.37%
	13	we kissed	162	0.78%	14.77%
	14	we touched each other under our clothing or with no clothes on	40	0.19%	3.65%
	15	we had sexual intercourse	11	0.05%	1%
	16	we touched each others' genitals (private parts)	19	0.09%	1.73%
	17	if R is male: my partner got pregnant if R is female: I got pregnant	2	0.01%	0.18%
		Total	1,097	5.29%	100%
Missing	.	missing	204	0.98%	
	97	legitimate skip	19444	93.73%	
		Total	19,648	94.71%	

Valid	Invalid	Minimum	Maximum
1097	19648	1	17

### H1RI22D3 - S25Q22D\_3 PARTNR3-4TH EVENT-W1

Type	Code
Measurement Unit	numeric
H1RI22D3	22D3. 3rd Partner: Enter the next [fourth] thing that happened in your relationship with {INITIALS}.

			Frequency	% of total	% of valid
Valid	1	we went out together in a group	43	0.21%	4.05%
	2	I met my partner's parents	48	0.23%	4.52%
	3	I told other people that we were a couple	107	0.52%	10.07%
	4	I saw less of my other friends so I could spend more time with my partner	68	0.33%	6.4%
	5	we went out together alone	107	0.52%	10.07%
	6	we held hands	129	0.62%	12.14%
	7	I gave my partner a present	42	0.2%	3.95%
	8	my partner gave me a present	43	0.21%	4.05%
	9	I told my partner that I loved him or her	46	0.22%	4.33%
	10	my partner told me that he or she loved me	51	0.25%	4.8%
	11	we thought of ourselves as a couple	112	0.54%	10.54%
	12	we talked about contraception or sexually transmitted diseases	26	0.13%	2.45%
	13	we kissed	142	0.68%	13.36%
	14	we touched each other under our clothing or with no clothes on	47	0.23%	4.42%
	15	we had sexual intercourse	20	0.1%	1.88%
	16	we touched each others' genitals (private parts)	32	0.15%	3.01%
	17	if R is male: my partner got pregnant if R is female: I got pregnant	0	0%	0%
	Total		1,063	5.12%	100%
Missing	.	missing	238	1.15%	
	97	legitimate skip	19444	93.73%	

	Total	19,682	94.88%
--	-------	--------	--------

Valid	Invalid	Minimum	Maximum
1063	19682	1	16

### H1RI22E3 - S25Q22E\_3 PARTNR3-5TH EVENT-W1

Type	Code
Measurement Unit	numeric
H1RI22E3	22E3. 3rd Partner: Enter the next [fifth] thing that happened in your relationship with {INITIALS}.

			Frequency	% of total	% of valid
Valid	1	we went out together in a group	30	0.14%	2.98%
	2	I met my partner's parents	56	0.27%	5.56%
	3	I told other people that we were a couple	90	0.43%	8.94%
	4	I saw less of my other friends so I could spend more time with my partner	32	0.15%	3.18%
	5	we went out together alone	105	0.51%	10.43%
	6	we held hands	120	0.58%	11.92%
	7	I gave my partner a present	45	0.22%	4.47%
	8	my partner gave me a present	57	0.27%	5.66%
	9	I told my partner that I loved him or her	65	0.31%	6.45%
	10	my partner told me that he or she loved me	43	0.21%	4.27%
	11	we thought of ourselves as a couple	118	0.57%	11.72%
	12	we talked about contraception or sexually transmitted diseases	23	0.11%	2.28%
	13	we kissed	115	0.55%	11.42%
	14	we touched each other under our clothing or with no clothes on	46	0.22%	4.57%
	15	we had sexual intercourse	19	0.09%	1.89%
	16	we touched each others' genitals (private parts)	42	0.2%	4.17%
	17	if R is male: my partner got pregnant if R is female: I got pregnant	1	0%	0.1%
	Total		1,007	4.85%	100%



Missing	.	missing	294	1.42%	
	97	legitimate skip	19444	93.73%	
		Total	19,738	95.15%	

Valid	Invalid	Minimum	Maximum
1007	19738	1	17


### 

Type	Code
Measurement Unit	numeric
H1RI22F3	22F3. 3rd Partner: Enter the next [sixth] thing that happened in your relationship with {INITIALS}.

			Frequency	% of total	% of valid
Valid	1	we went out together in a group	38	0.18%	4.02%
	2	I met my partner's parents	52	0.25%	5.5%
	3	I told other people that we were a couple	88	0.42%	9.3%
	4	I saw less of my other friends so I could spend more time with my partner	45	0.22%	4.76%
	5	we went out together alone	64	0.31%	6.77%
	6	we held hands	94	0.45%	9.94%
	7	I gave my partner a present	77	0.37%	8.14%
	8	my partner gave me a present	50	0.24%	5.29%
	9	I told my partner that I loved him or her	55	0.27%	5.81%
	10	my partner told me that he or she loved me	77	0.37%	8.14%
	11	we thought of ourselves as a couple	74	0.36%	7.82%
	12	we talked about contraception or sexually transmitted diseases	26	0.13%	2.75%
	13	we kissed	91	0.44%	9.62%
	14	we touched each other under our clothing or with no clothes on	59	0.28%	6.24%
	15	we had sexual intercourse	21	0.1%	2.22%
	16	we touched each others' genitals (private parts)	31	0.15%	3.28%
	17	if R is male: my partner got pregnant if R is female: I got pregnant	4	0.02%	0.42%

		Total	946	4.56%	100%
Missing	.	missing	355	1.71%	
	97	legitimate skip	19444	93.73%	
		Total	19,799	95.44%	

Valid	Invalid	Minimum	Maximum
946	19799	1	17

 H1RI22G3 - S25Q22G\_3 PARTNR3-7TH EVENT-W1

Type	Code
Measurement Unit	numeric
H1RI22G3	22G3. 3rd Partner: Enter the next [seventh] thing that happened in your relationship with {INITIALS}.

	Frequency	% of total	% of valid
--	-----------	------------	------------

Valid	1	we went out together in a group	29	0.14%	3.38%
	2	I met my partner's parents	39	0.19%	4.55%
	3	I told other people that we were a couple	57	0.27%	6.65%
	4	I saw less of my other friends so I could spend more time with my partner	33	0.16%	3.85%
	5	we went out together alone	60	0.29%	7%
	6	we held hands	38	0.18%	4.43%
	7	I gave my partner a present	62	0.3%	7.23%
	8	my partner gave me a present	107	0.52%	12.49%
	9	I told my partner that I loved him or her	59	0.28%	6.88%
	10	my partner told me that he or she loved me	74	0.36%	8.63%
	11	we thought of ourselves as a couple	72	0.35%	8.4%
	12	we talked about contraception or sexually transmitted diseases	34	0.16%	3.97%
	13	we kissed	65	0.31%	7.58%
	14	we touched each other under our clothing or with no clothes on	62	0.3%	7.23%
	15	we had sexual intercourse	17	0.08%	1.98%
	16	we touched each others' genitals (private parts)	48	0.23%	5.6%
	17	if R is male: my partner got pregnant if R is female: I got pregnant	1	0%	0.12%
		Total	857	4.13%	100%
Missing	.	missing	444	2.14%	
	97	legitimate skip	19444	93.73%	
		Total	19,888	95.87%	

Valid	Invalid	Minimum	Maximum
857	19888	1	17

H1RI22H3 - S25Q22H_3 PARTNR3-8TH EVENT-W1	
Type	Code
Measurement Unit	numeric
H1RI22H3	22H3. 3rd Partner: Enter the next [eighth] thing that happened in your relationship with {INITIALS}.

			Frequency	% of total	% of valid
Valid	1	we went out together in a group	17	0.08%	2.22%
	2	I met my partner's parents	31	0.15%	4.04%
	3	I told other people that we were a couple	44	0.21%	5.74%
	4	I saw less of my other friends so I could spend more time with my partner	47	0.23%	6.13%
	5	we went out together alone	20	0.1%	2.61%
	6	we held hands	23	0.11%	3%
	7	I gave my partner a present	49	0.24%	6.39%
	8	my partner gave me a present	73	0.35%	9.52%
	9	I told my partner that I loved him or her	102	0.49%	13.3%
	10	my partner told me that he or she loved me	86	0.41%	11.21%
	11	we thought of ourselves as a couple	47	0.23%	6.13%
	12	we talked about contraception or sexually transmitted diseases	36	0.17%	4.69%
	13	we kissed	50	0.24%	6.52%
	14	we touched each other under our clothing or with no clothes on	65	0.31%	8.47%
	15	we had sexual intercourse	24	0.12%	3.13%
	16	we touched each others' genitals (private parts)	48	0.23%	6.26%
	17	if R is male: my partner got pregnant if R is female: I got pregnant	5	0.02%	0.65%
		Total	767	3.7%	100%
Missing	.	missing	534	2.57%	
	97	legitimate skip	19444	93.73%	
		Total	19,978	96.3%	

Valid	Invalid	Minimum	Maximum
767	19978	1	17

 H1RI22I3 - S25Q22I\_3 PARTNR3-9TH EVENT-W1

Type	Code
Measurement Unit	numeric

H1RI22I3	22I3. 3rd Partner: Enter the next [ninth] thing that happened in your relationship with {INITIALS}.
----------	---

			Frequency	% of total	% of valid
Valid	1	we went out together in a group	18	0.09%	2.65%
	2	I met my partner's parents	25	0.12%	3.68%
	3	I told other people that we were a couple	31	0.15%	4.56%
	4	I saw less of my other friends so I could spend more time with my partner	19	0.09%	2.79%
	5	we went out together alone	20	0.1%	2.94%
	6	we held hands	11	0.05%	1.62%
	7	I gave my partner a present	61	0.29%	8.97%
	8	my partner gave me a present	69	0.33%	10.15%
	9	I told my partner that I loved him or her	75	0.36%	11.03%
	10	my partner told me that he or she loved me	103	0.5%	15.15%
	11	we thought of ourselves as a couple	45	0.22%	6.62%
	12	we talked about contraception or sexually transmitted diseases	35	0.17%	5.15%
	13	we kissed	30	0.14%	4.41%
	14	we touched each other under our clothing or with no clothes on	53	0.26%	7.79%
	15	we had sexual intercourse	34	0.16%	5%
	16	we touched each others' genitals (private parts)	48	0.23%	7.06%
	17	if R is male: my partner got pregnant if R is female: I got pregnant	3	0.01%	0.44%
	Total		680	3.28%	100%
Missing	.	missing	621	2.99%	
	97	legitimate skip	19444	93.73%	
	Total		20,065	96.72%	

Valid	Invalid	Minimum	Maximum
680	20065	1	17

 H1RI22J3 - S25Q22J\_3 PARTNR3-10TH EVENT-W1

Type	Code
Measurement Unit	numeric
H1R122J3	22J3. 3rd Partner: Enter the next [tenth] thing that happened in your relationship with {INITIALS}.

			Frequency	% of total	% of valid
Valid	1	we went out together in a group	17	0.08%	2.92%
	2	I met my partner's parents	19	0.09%	3.26%
	3	I told other people that we were a couple	9	0.04%	1.54%
	4	I saw less of my other friends so I could spend more time with my partner	21	0.1%	3.6%
	5	we went out together alone	14	0.07%	2.4%
	6	we held hands	15	0.07%	2.57%
	7	I gave my partner a present	35	0.17%	6%
	8	my partner gave me a present	52	0.25%	8.92%
	9	I told my partner that I loved him or her	49	0.24%	8.4%
	10	my partner told me that he or she loved me	77	0.37%	13.21%
	11	we thought of ourselves as a couple	81	0.39%	13.89%
	12	we talked about contraception or sexually transmitted diseases	29	0.14%	4.97%
	13	we kissed	33	0.16%	5.66%
	14	we touched each other under our clothing or with no clothes on	60	0.29%	10.29%
	15	we had sexual intercourse	32	0.15%	5.49%
	16	we touched each others' genitals (private parts)	34	0.16%	5.83%
	17	if R is male: my partner got pregnant if R is female: I got pregnant	6	0.03%	1.03%
		Total	583	2.81%	100%
Missing	.	missing	718	3.46%	
	97	legitimate skip	19444	93.73%	
		Total	20,162	97.19%	

Valid	Invalid	Minimum	Maximum
583	20162	1	17

 H1RI22K3 - S25Q22K\_3 PARTNR3-11TH EVENT-W1

Type	Code
Measurement Unit	numeric
H1RI22K3	22K3. 3rd Partner: Enter the next [eleventh] thing that happened in your relationship with {INITIALS}.

			Frequency	% of total	% of valid
Valid	1	we went out together in a group	7	0.03%	1.49%
	2	I met my partner's parents	17	0.08%	3.61%
	3	I told other people that we were a couple	12	0.06%	2.55%
	4	I saw less of my other friends so I could spend more time with my partner	12	0.06%	2.55%
	5	we went out together alone	16	0.08%	3.4%
	6	we held hands	11	0.05%	2.34%
	7	I gave my partner a present	28	0.13%	5.94%
	8	my partner gave me a present	28	0.13%	5.94%
	9	I told my partner that I loved him or her	45	0.22%	9.55%
	10	my partner told me that he or she loved me	37	0.18%	7.86%
	11	we thought of ourselves as a couple	38	0.18%	8.07%
	12	we talked about contraception or sexually transmitted diseases	81	0.39%	17.2%
	13	we kissed	30	0.14%	6.37%
	14	we touched each other under our clothing or with no clothes on	49	0.24%	10.4%
	15	we had sexual intercourse	19	0.09%	4.03%
	16	we touched each others' genitals (private parts)	39	0.19%	8.28%
	17	if R is male: my partner got pregnant if R is female: I got pregnant	2	0.01%	0.42%
	Total	471	2.27%	100%	
Missing	.	missing	830	4%	
	97	legitimate skip	19444	93.73%	
	Total	20,274	97.73%		

Valid	Invalid	Minimum	Maximum
471	20274	1	17

### H1R122L3 - S25Q22L\_3 PARTNR3-12TH EVENT-W1

Type	Code
Measurement Unit	numeric
H1R122L3	22L3. 3rd Partner: Enter the next [twelfth] thing that happened in your relationship with {INITIALS}.

			Frequency	% of total	% of valid
Valid	1	we went out together in a group	4	0.02%	1.01%
	2	I met my partner's parents	10	0.05%	2.52%
	3	I told other people that we were a couple	8	0.04%	2.02%
	4	I saw less of my other friends so I could spend more time with my partner	10	0.05%	2.52%
	5	we went out together alone	11	0.05%	2.77%
	6	we held hands	5	0.02%	1.26%
	7	I gave my partner a present	25	0.12%	6.3%
	8	my partner gave me a present	26	0.13%	6.55%
	9	I told my partner that I loved him or her	31	0.15%	7.81%
	10	my partner told me that he or she loved me	35	0.17%	8.82%
	11	we thought of ourselves as a couple	9	0.04%	2.27%
	12	we talked about contraception or sexually transmitted diseases	57	0.27%	14.36%
	13	we kissed	55	0.27%	13.85%
	14	we touched each other under our clothing or with no clothes on	47	0.23%	11.84%
	15	we had sexual intercourse	23	0.11%	5.79%
	16	we touched each others' genitals (private parts)	39	0.19%	9.82%
	17	if R is male: my partner got pregnant if R is female: I got pregnant	2	0.01%	0.5%
	Total		397	1.91%	100%
Missing	.	missing	904	4.36%	
	97	legitimate skip	19444	93.73%	



	Total	20,348	98.09%
--	-------	--------	--------

Valid	Invalid	Minimum	Maximum
397	20348	1	17

### H1RI22M3 - S25Q22M\_3 PARTNR3-13TH EVENT-W1

Type	Code
Measurement Unit	numeric
H1RI22M3	22M3. 3rd Partner: Enter the next [thirteenth] thing that happened in your relationship with {INITIALS}.

			Frequency	% of total	% of valid
Valid	1	we went out together in a group	2	0.01%	0.64%
	2	I met my partner's parents	12	0.06%	3.83%
	3	I told other people that we were a couple	2	0.01%	0.64%
	4	I saw less of my other friends so I could spend more time with my partner	4	0.02%	1.28%
	5	we went out together alone	4	0.02%	1.28%
	6	we held hands	1	0%	0.32%
	7	I gave my partner a present	16	0.08%	5.11%
	8	my partner gave me a present	14	0.07%	4.47%
	9	I told my partner that I loved him or her	18	0.09%	5.75%
	10	my partner told me that he or she loved me	11	0.05%	3.51%
	11	we thought of ourselves as a couple	4	0.02%	1.28%
	12	we talked about contraception or sexually transmitted diseases	35	0.17%	11.18%
	13	we kissed	24	0.12%	7.67%
	14	we touched each other under our clothing or with no clothes on	87	0.42%	27.8%
	15	we had sexual intercourse	35	0.17%	11.18%
	16	we touched each others' genitals (private parts)	42	0.2%	13.42%
	17	if R is male: my partner got pregnant if R is female: I got pregnant	2	0.01%	0.64%
	Total		313	1.51%	100%

Missing	.	missing	988	4.76%	
	97	legitimate skip	19444	93.73%	
		Total	20,432	98.49%	

Valid	Invalid	Minimum	Maximum
313	20432	1	17


### H1RI22N3 - S25Q22N\_3 PARTNR3-14TH EVENT-W1

Type	Code
Measurement Unit	numeric
H1RI22N3	22N3. 3rd Partner: Enter the next [fourteenth] thing that happened in your relationship with {INITIALS}.

			Frequency	% of total	% of valid
Valid	1	we went out together in a group	4	0.02%	1.63%
	2	I met my partner's parents	5	0.02%	2.04%
	3	I told other people that we were a couple	3	0.01%	1.22%
	4	I saw less of my other friends so I could spend more time with my partner	9	0.04%	3.67%
	5	we went out together alone	4	0.02%	1.63%
	6	we held hands	1	0%	0.41%
	7	I gave my partner a present	15	0.07%	6.12%
	8	my partner gave me a present	11	0.05%	4.49%
	9	I told my partner that I loved him or her	5	0.02%	2.04%
	10	my partner told me that he or she loved me	8	0.04%	3.27%
	11	we thought of ourselves as a couple	1	0%	0.41%
	12	we talked about contraception or sexually transmitted diseases	25	0.12%	10.2%
	13	we kissed	1	0%	0.41%
	14	we touched each other under our clothing or with no clothes on	37	0.18%	15.1%
	15	we had sexual intercourse	65	0.31%	26.53%
	16	we touched each others' genitals (private parts)	44	0.21%	17.96%
	17	if R is male: my partner got pregnant if R is female: I got pregnant	7	0.03%	2.86%

		Total	245	1.18%	100%
Missing	.	missing	1056	5.09%	
	97	legitimate skip	19444	93.73%	
		Total	20,500	98.82%	

Valid	Invalid	Minimum	Maximum
245	20500	1	17

 H1RI22O3 - S25Q22O\_3 PARTNR3-15TH EVENT-W1

Type	Code
Measurement Unit	numeric
H1RI22O3	22O3. 3rd Partner: Enter the next [fifteenth] thing that happened in your relationship with {INITIALS}.

	Frequency	% of total	% of valid
--	-----------	------------	------------

Valid	1	we went out together in a group	1	0%	0.54%
	2	I met my partner's parents	3	0.01%	1.63%
	3	I told other people that we were a couple	2	0.01%	1.09%
	4	I saw less of my other friends so I could spend more time with my partner	3	0.01%	1.63%
	5	we went out together alone	2	0.01%	1.09%
	6	we held hands	3	0.01%	1.63%
	7	I gave my partner a present	8	0.04%	4.35%
	8	my partner gave me a present	10	0.05%	5.43%
	9	I told my partner that I loved him or her	4	0.02%	2.17%
	10	my partner told me that he or she loved me	5	0.02%	2.72%
	11	we thought of ourselves as a couple	4	0.02%	2.17%
	12	we talked about contraception or sexually transmitted diseases	19	0.09%	10.33%
	13	we kissed	3	0.01%	1.63%
	14	we touched each other under our clothing or with no clothes on	7	0.03%	3.8%
	15	we had sexual intercourse	45	0.22%	24.46%
	16	we touched each others' genitals (private parts)	59	0.28%	32.07%
	17	if R is male: my partner got pregnant if R is female: I got pregnant	6	0.03%	3.26%
		Total	184	0.89%	100%
Missing	.	missing	1117	5.38%	
	97	legitimate skip	19444	93.73%	
		Total	20,561	99.11%	

Valid	Invalid	Minimum	Maximum
184	20561	1	17

H1RI22P3 - S25Q22P_3 PARTNR3-16TH EVENT-W1	
Type	Code
Measurement Unit	numeric
H1RI22P3	22P3. 3rd Partner: Enter the next [sixteenth] thing that happened in your relationship with {INITIALS}.

			Frequency	% of total	% of valid
Valid	1	we went out together in a group	3	0.01%	2.8%
	2	I met my partner's parents	5	0.02%	4.67%
	3	I told other people that we were a couple	1	0%	0.93%
	4	I saw less of my other friends so I could spend more time with my partner	2	0.01%	1.87%
	5	we went out together alone	1	0%	0.93%
	6	we held hands	0	0%	0%
	7	I gave my partner a present	6	0.03%	5.61%
	8	my partner gave me a present	4	0.02%	3.74%
	9	I told my partner that I loved him or her	6	0.03%	5.61%
	10	my partner told me that he or she loved me	1	0%	0.93%
	11	we thought of ourselves as a couple	2	0.01%	1.87%
	12	we talked about contraception or sexually transmitted diseases	4	0.02%	3.74%
	13	we kissed	1	0%	0.93%
	14	we touched each other under our clothing or with no clothes on	1	0%	0.93%
	15	we had sexual intercourse	26	0.13%	24.3%
	16	we touched each others' genitals (private parts)	12	0.06%	11.21%
	17	if R is male: my partner got pregnant if R is female: I got pregnant	32	0.15%	29.91%
		Total	107	0.52%	100%
Missing	.	missing	1194	5.76%	
	97	legitimate skip	19444	93.73%	
		Total	20,638	99.48%	

Valid	Invalid	Minimum	Maximum
107	20638	1	17

 H1RI22Q3 - S25Q22Q\_3 PARTNR3-17TH EVENT-W1

Type	Code
Measurement Unit	numeric

H1RI22Q3	22Q3. 3rd Partner: Enter the next [seventeenth] thing that happened in your relationship with {INITIALS}.
----------	---

			Frequency	% of total	% of valid
Valid	2	I met my partner's parents	1	0%	11.11%
	17	if R is male: my partner got pregnant if R is female: I got pregnant	8	0.04%	88.89%
		Total	9	0.04%	100%
Missing	.	missing	1292	6.23%	
	97	legitimate skip	19444	93.73%	
		Total	20,736	99.96%	

Valid	Invalid	Minimum	Maximum
9	20736	2	17

### H1RI22R3 - S25Q22R\_3 PARTNR3-18TH EVENT-W1

Type	Code
Measurement Unit	numeric
H1RI22R3	22R3. 3rd Partner: Enter the next [eighteenth] thing that happened in your relationship with {INITIALS}.

			Frequency
Missing	.	missing	1301
	97	legitimate skip	19444

Valid	Invalid
0	20745

### H1RI24A3 - S25Q24A\_3 PARTNR3-SEXUAL INTERCOURSE-W1

Type	Code
Measurement Unit	numeric
H1RI24A3	24A3. 3rd Partner: [If R is male:] When you had sexual intercourse with {INITIALS} did you insert your penis into her vagina? [If R is female:] When you had sexual intercourse with {INITIALS} did he insert his penis into your vagina?

			Frequency	% of total	% of valid
Valid	0	no	303	1.46%	42.26%
	1	yes	414	2%	57.74%
		Total	717	3.46%	100%

Missing	6	refused	10	0.05%	
	7	legitimate skip	20017	96.49%	
	8	don't know	1	0%	
		Total	20,028	96.54%	

Valid	Invalid	Minimum	Maximum
717	20028	0	1

### H1RI25M3 - S25Q25\_3M PARTNR3-FIRST TIME SEX-MO-W1

Type	Code
Measurement Unit	numeric
H1RI25M3	25M3. 3rd Partner: In what month [and year] did you first have sexual intercourse with {INITIALS}?

			Frequency	% of total	% of valid
Valid	1	January	23	0.11%	7.19%
	2	February	21	0.1%	6.56%
	3	March	37	0.18%	11.56%
	4	April	47	0.23%	14.69%
	5	May	50	0.24%	15.63%
	6	June	44	0.21%	13.75%
	7	July	23	0.11%	7.19%
	8	August	15	0.07%	4.69%
	9	September	15	0.07%	4.69%
	10	October	11	0.05%	3.44%
	11	November	22	0.11%	6.88%
	12	December	12	0.06%	3.75%
			Total	320	1.54%
Missing	96	refused	5	0.02%	
	97	legitimate skip	20331	98%	
	98	don't know	89	0.43%	
		Total	20,425	98.46%	

Valid	Invalid	Minimum	Maximum
320	20425	1	12

### H1RI25Y3 - S25Q25\_3Y PARTNR3-FIRST TIME SEX-YR-W1

Type	Code
Measurement Unit	numeric
H1RI25Y3	25Y3. 3rd Partner: In what [month and] year did you first have sexual intercourse with {INITIALS}?

			Frequency	% of total	% of valid
Valid	80	1980	1	0%	0.3%
	90	1990	3	0.01%	0.89%
	91	1991	2	0.01%	0.59%
	92	1992	8	0.04%	2.37%
	93	1993	23	0.11%	6.8%
	94	1994	104	0.5%	30.77%
	95	1995	197	0.95%	58.28%
		Total	338	1.63%	100%
Missing	.	missing	2	0.01%	
	97	legitimate skip	20336	98.03%	
	98	don't know	69	0.33%	
		Total	20,407	98.37%	

Valid	Invalid	Minimum	Maximum
338	20407	80	95

### H1RI26M3 - S25Q26\_3M PARTNR3-MOST RECENT SEX-MO-W1

Type	Code
Measurement Unit	numeric
H1RI26M3	26M3. 3rd Partner: In what month [and year] did you have sexual intercourse with {INITIALS} most recently?

			Frequency	% of total	% of valid
Valid	1	January	12	0.06%	3.77%
	2	February	7	0.03%	2.2%
	3	March	32	0.15%	10.06%
	4	April	24	0.12%	7.55%
	5	May	69	0.33%	21.7%
	6	June	65	0.31%	20.44%
	7	July	36	0.17%	11.32%
	8	August	28	0.13%	8.81%
	9	September	17	0.08%	5.35%
	10	October	9	0.04%	2.83%
	11	November	7	0.03%	2.2%
	12	December	12	0.06%	3.77%
		Total	318	1.53%	100%
Missing	96	refused	6	0.03%	
	97	legitimate skip	20331	98%	
	98	don't know	90	0.43%	
		Total	20,427	98.47%	



Valid	Invalid	Minimum	Maximum
318	20427	1	12

### H1RI26Y3 - S25Q26\_3Y PARTNR3-MOST RECENT SEX-YR-W1

Type	Code
Measurement Unit	numeric
H1RI26Y3	26Y3. 3rd Partner: In what [month and] year did you have sexual intercourse with {INITIALS} most recently?

			Frequency	% of total	% of valid
Valid	89	1989	1	0%	0.3%
	91	1991	1	0%	0.3%
	92	1992	1	0%	0.3%
	93	1993	12	0.06%	3.59%
	94	1994	60	0.29%	17.96%
	95	1995	259	1.25%	77.54%
		Total	334	1.61%	100%
Missing	.	missing	2	0.01%	
	96	refused	6	0.03%	
	97	legitimate skip	20331	98%	
	98	don't know	72	0.35%	
		Total	20,411	98.39%	

Valid	Invalid	Minimum	Maximum
334	20411	89	95

### H1RI27\_3 - S25Q27\_3 PARTNR3-SEX MORE THEN ONCE-W1

Type	Code
Measurement Unit	numeric
H1RI27_3	27_3. 3rd Partner: Did you and {INITIALS} have intercourse once, or more than once?

			Frequency	% of total	% of valid
Valid	1	once	96	0.46%	48%
	2	more than once	104	0.5%	52%
		Total	200	0.96%	100%
Missing	6	refused	2	0.01%	
	7	legitimate skip	20541	99.02%	
	8	don't know	2	0.01%	
		Total	20,545	99.04%	

Valid	Invalid	Minimum	Maximum
200	20545	1	2

### H1RI28\_3 - S25Q28\_3 PARTNR3-USE BIRTHCONTROL-W1

Type	Code
Measurement Unit	numeric
H1RI28_3	28_3. 3rd Partner: Did you or {INITIALS} use any method of birth control?

			Frequency	% of total	% of valid
Valid	0	no	32	0.15%	33.33%
	1	yes	64	0.31%	66.67%
	Total		96	0.46%	100%
Missing	7	legitimate skip	20649	99.54%	
	Total		20,649	99.54%	

Valid	Invalid	Minimum	Maximum
96	20649	0	1

### H1RI29A3 - S25Q29A\_3 PARTNR3-METHOD 1-W1

Type	Code
Measurement Unit	numeric
H1RI29A3	29A3. 3rd Partner: What method of birth control did you or your partner use?

			Frequency	% of total	% of valid
Valid	1	condoms (rubbers)	53	0.26%	98.15%
	4	birth control pills	1	0%	1.85%
	Total		54	0.26%	100%
Missing	.	missing	9	0.04%	
	6	foam, jelly, creme, suppositories	1	0%	
	97	legitimate skip	20681	99.69%	
Total		20,691	99.74%		

Valid	Invalid	Minimum	Maximum
54	20691	1	4

### H1RI29B3 - S25Q29B\_3 PARTNR3-METHOD 2-W1

Type	Code
Measurement Unit	numeric

H1RI29B3	29B3. 3rd Partner: What other method of birth control did you or your partner use?
----------	--

			Frequency	% of total	% of valid
Valid	1	condoms (rubbers)	1	0%	1.82%
	2	withdrawal	6	0.03%	10.91%
	4	birth control pills	4	0.02%	7.27%
	5	vaginal sponge	1	0%	1.82%
	6	foam, jelly, creme, suppositories	1	0%	1.82%
	11	Depo Provera	1	0%	1.82%
	13	some other method	3	0.01%	5.45%
	14	no other method	38	0.18%	69.09%
Total			55	0.27%	100%
Missing	.	missing	9	0.04%	
	97	legitimate skip	20681	99.69%	
Total			20,690	99.73%	

Valid	Invalid	Minimum	Maximum
55	20690	1	14

### H1RI29C3 - S25Q29C\_3 PARTNR3-METHOD 3-W1

Type	Code
Measurement Unit	numeric
H1RI29C3	29C3. 3rd Partner: What other method of birth control did you or your partner use?

			Frequency	% of total	% of valid
Valid	1	condoms (rubbers)	1	0%	5.88%
	2	withdrawal	2	0.01%	11.76%
	3	rhythm (safe time)	1	0%	5.88%
	4	birth control pills	1	0%	5.88%
	6	foam, jelly, creme, suppositories	1	0%	5.88%
	14	no other method	11	0.05%	64.71%
Total			17	0.08%	100%
Missing	.	missing	9	0.04%	
	97	legitimate skip	20719	99.87%	
Total			20,728	99.92%	

Valid	Invalid	Minimum	Maximum
17	20728	1	14

 H1RI30\_3 - S25Q30\_3 PARTNR3-USE A CONDOM-W1

Type	Code
Measurement Unit	numeric
H1RI30_3	30_3. 3rd Partner: Was a condom used when you had sexual intercourse with {INITIALS}?

			Frequency	% of total	% of valid
Valid	0	no	1	0%	100%
	Total		1	0%	100%
Missing	.	missing	9	0.04%	
	7	legitimate skip	20735	99.95%	
		Total	20,744	100%	

Valid	Invalid	Minimum	Maximum
1	20744	0	0

 H1RI31\_3 - S25Q31\_3 PARTNR3-USE OTHER METHOD-W1

Type	Code
Measurement Unit	numeric
H1RI31_3	31_3. 3rd Partner: During the month when you and {INITIALS} had sexual intercourse, did either of you ever use any method of birth control?

			Frequency	% of total	% of valid
Valid	0	no	40	0.19%	37.74%
	1	yes	66	0.32%	62.26%
		Total	106	0.51%	100%
Missing	6	refused	2	0.01%	
	7	legitimate skip	20637	99.48%	
		Total	20,639	99.49%	

Valid	Invalid	Minimum	Maximum
106	20639	0	1

 H1RI32\_3 - S25Q32\_3 PARTNR3-BIRTHCONTROL ALWAYS-W1

Type	Code
Measurement Unit	numeric
H1RI32_3	32_3. 3rd Partner: Did one or the other of you use some method of birth control every time you and {INITIALS} had intercourse?

			Frequency	% of total	% of valid
Valid	0	no	8	0.04%	12.12%
	1	yes	58	0.28%	87.88%
		Total	66	0.32%	100%
Missing	7	legitimate skip	20679	99.68%	
			Total	20,679	99.68%

Valid	Invalid	Minimum	Maximum
66	20679	0	1

### H1RI33A3 - S25Q33A\_3 PARTNR3-METHOD 1-W1

Type	Code
Measurement Unit	numeric
H1RI33A3	33A3. 3rd Partner: What method of birth control did you or your partner use?

			Frequency	% of total	% of valid
Valid	1	condoms (rubbers)	47	0.23%	85.45%
	2	withdrawal	4	0.02%	7.27%
	4	birth control pills	3	0.01%	5.45%
	10	ring	1	0%	1.82%
			Total	55	0.27%
Missing	.	missing	11	0.05%	
	97	legitimate skip	20679	99.68%	
			Total	20,690	99.73%

Valid	Invalid	Minimum	Maximum
55	20690	1	10

### H1RI33B3 - S25Q33B\_3 PARTNR3-METHOD 2-W1

Type	Code
Measurement Unit	numeric
H1RI33B3	33B3. 3rd Partner: What other method of birth control did you or your partner use?

			Frequency	% of total	% of valid
Valid	1	condoms (rubbers)	6	0.03%	11.11%
	2	withdrawal	7	0.03%	12.96%
	3	rhythm (safe time)	3	0.01%	5.56%
	4	birth control pills	3	0.01%	5.56%
	6	foam, jelly, creme, suppositories	1	0%	1.85%
	14	no other method	34	0.16%	62.96%

		Total	54	0.26%	100%
Missing	.	missing	11	0.05%	
	97	legitimate skip	20679	99.68%	
	98	don't know	1	0%	
		Total	20,691	99.74%	

Valid	Invalid	Minimum	Maximum
54	20691	1	14

### H1RI33C3 - S25Q33C\_3 PARTNR3-METHOD 3-W1

Type	Code
Measurement Unit	numeric
H1RI33C3	33C3. 3rd Partner: What other method of birth control did you or your partner use?

			Frequency	% of total	% of valid
Valid	1	condoms (rubbers)	3	0.01%	15.79%
	2	withdrawal	4	0.02%	21.05%
	3	rhythm (safe time)	1	0%	5.26%
	4	birth control pills	2	0.01%	10.53%
	13	some other method	1	0%	5.26%
	14	no other method	8	0.04%	42.11%
		Total	19	0.09%	100%
Missing	.	missing	12	0.06%	
	97	legitimate skip	20713	99.85%	
	98	don't know	1	0%	
	Total	20,726	99.91%		

Valid	Invalid	Minimum	Maximum
19	20726	1	14

### H1RI34\_3 - S25Q34\_3 PARTNR3-EVER USE CONDOM-W1

Type	Code
Measurement Unit	numeric
H1RI34_3	34_3. 3rd Partner: Was a condom ever used when you had sexual intercourse with {INITIALS}?

			Frequency	% of total	% of valid
Valid	0	no	3	0.01%	75%
	1	yes	1	0%	25%

		Total	4	0.02%	100%
Missing	.	missing	12	0.06%	
	7	legitimate skip	20729	99.92%	
		Total	20,741	99.98%	

Valid	Invalid	Minimum	Maximum
4	20741	0	1

### H1RI35\_3 - S25Q35\_3 PARTNR3-USE >1 METHOD-W1

Type	Code
Measurement Unit	numeric
H1RI35_3	35_3. 3rd Partner: Did you and {INITIALS} use more than one birth control method at the same time, or did you use these methods at different times?

			Frequency	% of total	% of valid
Valid	1	you used more than one method at the same time	11	0.05%	57.89%
	2	you used only one method at a time, but the method you chose was different from time to time	7	0.03%	36.84%
	3	sometimes you used only one method, and sometimes you used more than one	1	0%	5.26%
		Total	19	0.09%	100%
Missing	.	missing	9	0.04%	
	7	legitimate skip	20717	99.87%	
		Total	20,726	99.91%	

Valid	Invalid	Minimum	Maximum
19	20726	1	3

### H1RI36\_3 - S25Q35\_3 PARTNR3-USE BIRTHCONTROL-W1

Type	Code
Measurement Unit	numeric
H1RI36_3	36_3. 3rd Partner: Between {FIRST DATE} and {LAST DATE}, when you and {INITIALS} had sexual intercourse, did one or the other of you ever use any method of birth control?

			Frequency	% of total	% of valid
Valid	0	no	44	0.21%	21.15%
	1	yes	164	0.79%	78.85%

		Total	208	1%	100%
Missing	7	legitimate skip	20535	98.99%	
	8	don't know	2	0.01%	
		Total	20,537	99%	

Valid	Invalid	Minimum	Maximum
208	20537	0	1

### H1RI37\_3 - S25Q37\_3 PARTNR3-ALWAYS BIRTHCONTROL-W1

Type	Code
Measurement Unit	numeric
H1RI37_3	37_3. 3rd Partner: Throughout these months, did one or the other of you use some method of birth control every time you and {INITIALS} had intercourse?

			Frequency	% of total	% of valid
Valid	0	no	41	0.2%	25%
	1	yes	123	0.59%	75%
		Total	164	0.79%	100%
Missing	7	legitimate skip	20581	99.21%	
		Total	20,581	99.21%	

Valid	Invalid	Minimum	Maximum
164	20581	0	1

### H1RI38A3 - S25Q38A\_3 PARTNR3-METHOD 1-W1

Type	Code
Measurement Unit	numeric
H1RI38A3	38A3. 3rd Partner: What method of birth control did you or your partner use?

			Frequency	% of total	% of valid
Valid	1	condoms (rubbers)	113	0.54%	84.96%
	2	withdrawal	7	0.03%	5.26%
	4	birth control pills	8	0.04%	6.02%
	11	Depo Provera	3	0.01%	2.26%
	12	contraceptive film	1	0%	0.75%
	13	some other method	1	0%	0.75%
		Total	133	0.64%	100%
Missing	.	missing	31	0.15%	
	97	legitimate skip	20581	99.21%	
	Total	20,612	99.36%		



Valid	Invalid	Minimum	Maximum
133	20612	1	13

### H1RI38B3 - S25Q38B\_3 PARTNR3-METHOD 2-W1

Type	Code
Measurement Unit	numeric
H1RI38B3	38B3. 3rd Partner: What other method of birth control did you or your partner use?

			Frequency	% of total	% of valid	
Valid	1	condoms (rubbers)	14	0.07%	10.77%	
	2	withdrawal	30	0.14%	23.08%	
	3	rhythm (safe time)	4	0.02%	3.08%	
	4	birth control pills	24	0.12%	18.46%	
	5	vaginal sponge	1	0%	0.77%	
	6	foam, jelly, creme, suppositories	3	0.01%	2.31%	
	7	diaphragm, with or without jelly	2	0.01%	1.54%	
	11	Depo Provera	1	0%	0.77%	
	12	contraceptive film	3	0.01%	2.31%	
	13	some other method	4	0.02%	3.08%	
	14	no other method	44	0.21%	33.85%	
		Total	130	0.63%	100%	
	Missing	.	missing	31	0.15%	
		96	refused	1	0%	
97		legitimate skip	20581	99.21%		
98		don't know	2	0.01%		
	Total	20,615	99.37%			

Valid	Invalid	Minimum	Maximum
130	20615	1	14

### H1RI38C3 - S25Q38C\_3 PARTNR3-METHOD 3-W1

Type	Code
Measurement Unit	numeric
H1RI38C3	38C3. 3rd Partner: What other method of birth control did you or your partner use?

			Frequency	% of total	% of valid
--	--	--	-----------	------------	------------

Valid	1	condoms (rubbers)	1	0%	1.18%	
	2	withdrawal	2	0.01%	2.35%	
	3	rhythm (safe time)	8	0.04%	9.41%	
	4	birth control pills	9	0.04%	10.59%	
	5	vaginal sponge	2	0.01%	2.35%	
	6	foam, jelly, creme, suppositories	2	0.01%	2.35%	
	7	diaphragm, with or without jelly	3	0.01%	3.53%	
	9	Norplant	2	0.01%	2.35%	
	10	ring	1	0%	1.18%	
	11	Depo Provera	2	0.01%	2.35%	
	13	some other method	3	0.01%	3.53%	
	14	no other method	50	0.24%	58.82%	
			Total	85	0.41%	100%
	Missing	.	missing	33	0.16%	
96		refused	1	0%		
97		legitimate skip	20626	99.43%		
		Total	20,660	99.59%		

Valid	Invalid	Minimum	Maximum
85	20660	1	14

### H1RI39\_3 - S25Q39\_3 PARTNR3-EVER USE CONDOM-W1

Type	Code
Measurement Unit	numeric
H1RI39_3	39_3. 3rd Partner: Was a condom ever used when you had intercourse with {INITIALS}?

			Frequency	% of total	% of valid
Valid	0	no	1	0%	16.67%
	1	yes	5	0.02%	83.33%
		Total	6	0.03%	100%
Missing	.	missing	31	0.15%	
	7	legitimate skip	20708	99.82%	
		Total	20,739	99.97%	

Valid	Invalid	Minimum	Maximum
6	20739	0	1

### H1RI40\_3 - S25Q40\_3 PARTNR3-USE >1 METHOD-W1

Type	Code
------	------

Measurement Unit	numeric
H1RI40_3	40_3. 3rd Partner: Did you and {INITIALS} use more than one method of birth control at the same time, or did you use these methods at different times?

			Frequency	% of total	% of valid
Valid	1	you used more than one method at the same time	36	0.17%	33.03%
	2	you used only one method at a time, but the method you chose was different from time to time	43	0.21%	39.45%
	3	sometimes you used only one method, and sometimes you used more than one	30	0.14%	27.52%
Total			109	0.53%	100%
Missing	.	missing	18	0.09%	
	7	legitimate skip	20618	99.39%	
Total			20,636	99.47%	

Valid	Invalid	Minimum	Maximum
109	20636	1	3

### H1RI41\_3 - S25Q41\_3 PARTNR3-NO. TIMES HAD SEX-W1

Type	Numeric (Double)
H1RI41_3	41_3. 3rd Partner: About how many times have you and {INITIALS} had sexual intercourse since {FIRST INTERCOURSE DATE}?

			Frequency	% of total	% of valid
Missing	9996	refused	1	0%	
	9997	legitimate skip	20581	99.21%	
	9998	don't know	7	0.03%	
Total			20,589	99.25%	

Valid	Invalid	Minimum	Maximum	Mean	StdDev
156	20589	1	998	28.775641...	89.834728...

### RICARD1 - PARTNR1-RELATIONSHIP CARDS RECODED

Type	Code
Measurement Unit	numeric
RICARD1	Flag indicating recoding of relationship activity card sequence for first relationship.

			Frequency	% of total	% of valid
Valid	0	no problems with ordered sequence of cards	8683	41.86%	64.75%
	1	reserve code in ordered sequence, resulting in recoding	1316	6.34%	9.81%
	2	inconsistent data in ordered sequence, resulting in recoding	2606	12.56%	19.43%
	3	inconsistent data and reserve code in ordered sequence, resulting in recoding	217	1.05%	1.62%
	4	all cards = 96, 98, 99 or .	589	2.84%	4.39%
		Total	13,411	64.65%	100%
Missing	7	legitimate skip, no cards ordered	7334	35.35%	
		Total	7,334	35.35%	

Valid	Invalid	Minimum	Maximum
13411	7334	0	4

### RICARD2 - PARTNR2-RELATIONSHIP CARDS RECODED

Type	Code
Measurement Unit	numeric
RICARD2	Flag indicating recoding of relationship activity card sequence for second relationship.

			Frequency	% of total	% of valid
Valid	0	no problems with ordered sequence of cards	2789	13.44%	65.98%
	1	reserve code in ordered sequence, resulting in recoding	377	1.82%	8.92%
	2	inconsistent data in ordered sequence, resulting in recoding	719	3.47%	17.01%
	3	inconsistent data and reserve code in ordered sequence, resulting in recoding	50	0.24%	1.18%
	4	all cards = 96, 98, 99 or .	292	1.41%	6.91%
		Total	4,227	20.38%	100%
Missing	7	legitimate skip, no cards ordered	16518	79.62%	
		Total	16,518	79.62%	

Valid	Invalid	Minimum	Maximum
4227	16518	0	4

 RICARD3 - PARTNR3-RELATIONSHIP CARDS RECODED

Type	Code
Measurement Unit	numeric
RICARD3	Flag indicating recoding of relationship activity card sequence for third relationship.

			Frequency	% of total	% of valid
Valid	0	no problems with ordered sequence of cards	845	4.07%	64.95%
	1	reserve code in ordered sequence, resulting in recoding	107	0.52%	8.22%
	2	inconsistent data in ordered sequence, resulting in recoding	194	0.94%	14.91%
	3	inconsistent data and reserve code in ordered sequence, resulting in recoding	16	0.08%	1.23%
	4	all cards = 96, 98, 99 or .	139	0.67%	10.68%
		Total	1,301	6.27%	100%
Missing	7	legitimate skip, no cards ordered	19444	93.73%	
		Total	19,444	93.73%	

Valid	Invalid	Minimum	Maximum
1301	19444	0	4

 H1NR1 - S26Q1 EVER ATTRACTED TO A FEMALE-W1

Type	Code
Measurement Unit	numeric
H1NR1	1. Have you ever had a romantic attraction to a female?

			Frequency	% of total	% of valid
Valid	0	no	11222	54.09%	54.76%
	1	yes	9270	44.69%	45.24%
		Total	20,492	98.78%	100%
Missing	6	refused	165	0.8%	
	8	don't know	85	0.41%	
	9	not applicable	3	0.01%	
		Total	253	1.22%	

Valid	Invalid	Minimum	Maximum
20492	253	0	1

 H1NR2 - S26Q2 EVER ATTRACTED TO A MALE-W1

Type	Code
Measurement Unit	numeric
H1NR2	2. Have you ever had a romantic attraction to a male?

			Frequency	% of total	% of valid
Valid	0	no	10709	51.62%	52.13%
	1	yes	9835	47.41%	47.87%
		Total	20,544	99.03%	100%
Missing	6	refused	135	0.65%	
	8	don't know	64	0.31%	
	9	not applicable	2	0.01%	
		Total	201	0.97%	

Valid	Invalid	Minimum	Maximum
20544	201	0	1

 H1NR3 - S26Q3 SEX FOR DRUGS OR MONEY-W1

Type	Code
Measurement Unit	numeric
H1NR3	3. Have you ever given someone sex in exchange for drugs or money?

			Frequency	% of total	% of valid
Valid	0	no	20276	97.74%	98.64%
	1	yes	279	1.34%	1.36%
		Total	20,555	99.08%	100%
Missing	6	refused	127	0.61%	
	8	don't know	61	0.29%	
	9	not applicable	2	0.01%	
		Total	190	0.92%	

Valid	Invalid	Minimum	Maximum
20555	190	0	1

 H1NR4 - S26Q4 FREQ-SEX FOR DRUGS OR MONEY-W1

Type	Numeric (Double)
H1NR4	4. How many times have you given someone sex in exchange for drugs or money?

			Frequency	% of total	% of valid
Missing	996	refused	22	0.11%	
	997	legitimate skip	20466	98.66%	
	998	don't know	30	0.14%	
	999	not applicable	3	0.01%	
		Total	20,521	98.92%	

Valid	Invalid	Minimum	Maximum	Mean	StdDev
224	20521	1	200	10.022321...	27.773014...

### H1NR5 - S26Q5 NON-ROMANCE SEX W/ ANYONE-W1

Type	Code
Measurement Unit	numeric
H1NR5	5. Not counting people you have described as romantic relationships, have you ever had a sexual relationship with anyone?

			Frequency	% of total	% of valid
Valid	0	no	15058	72.59%	73.54%
	1	yes	5418	26.12%	26.46%
	Total		20,476	98.7%	100%
Missing	6	refused	191	0.92%	
	8	don't know	75	0.36%	
	9	not applicable	3	0.01%	
	Total		269	1.3%	

Valid	Invalid	Minimum	Maximum
20476	269	0	1

### H1NR6 - S26Q6 TOTAL NO OF SEX PARTNERS-W1

Type	Numeric (Double)
H1NR6	6. With how many people, in total, including romantic relationship partners, have you ever had a sexual relationship?

			Frequency	% of total	% of valid
Missing	996	refused	76	0.37%	
	997	legitimate skip	15327	73.88%	
	998	don't know	78	0.38%	
	999	missing	4	0.02%	
		Total	15,485	74.64%	

Valid	Invalid	Minimum	Maximum	Mean	StdDev
-------	---------	---------	---------	------	--------

5260	15485	1	900	6.4096958...	19.527855...
------	-------	---	-----	--------------	--------------

### H1NR7 - SINCE 1/94,# OF SEX RELATIONSHIPS-W1

Type	Numeric (Double)
H1NR7	7. Since January 1, 1994, with how many people in total have you had a sexual relationship?

			Frequency	% of total	% of valid
Missing	.		1	0%	
	996	refused	121	0.58%	
	997	legitimate skip	15327	73.88%	
	998	don't know	129	0.62%	
	999	not applicable	2	0.01%	
Total			15,580	75.1%	

Valid	Invalid	Minimum	Maximum	Mean	StdDev
5165	15580	1	898	4.2211035...	18.048419...

### H1NR8 - SINCE 1/94,# OF NR SEX RELATIONSHIPS-W1

Type	Numeric (Double)
H1NR8	8. Since January 1, 1994, with how many people, not including romantic relationship partners, have you had a sexual relationship?

			Frequency	% of total	% of valid
Missing	996	refused	93	0.45%	
	997	legitimate skip	15327	73.88%	
	998	don't know	111	0.54%	
	999	missing	2	0.01%	
Total			15,533	74.88%	

Valid	Invalid	Minimum	Maximum	Mean	StdDev
5212	15533	0	555	3.1734458...	15.990949...

### H1NR10\_1 - S26Q10\_1 PARTNR1-EVER HOLD HANDS-W1

Type	Code
Measurement Unit	numeric
H1NR10_1	10_1. 1st NR Partner: Did you ever hold hands with {INITIALS}?

			Frequency	% of total	% of valid
Valid	0	no	899	4.33%	27.35%
	1	yes	2388	11.51%	72.65%



		Total	3,287	15.84%	100%
Missing	.	missing	2128	10.26%	
	6	refused	2	0.01%	
	7	legitimate skip	15327	73.88%	
	8	don't know	1	0%	
		Total	17,458	84.16%	

Valid	Invalid	Minimum	Maximum
3287	17458	0	1

### H1NR11\_1 - S26Q11\_1 PARTNR1-EVER KISS-W1

Type	Code
Measurement Unit	numeric
H1NR11_1	11_1. 1st NR Partner: Did you and {INITIALS} ever kiss on the mouth?

			Frequency	% of total	% of valid
Valid	0	no	275	1.33%	8.37%
	1	yes	3009	14.5%	91.63%
		Total	3,284	15.83%	100%
Missing	.	missing	2128	10.26%	
	6	refused	5	0.02%	
	7	legitimate skip	15327	73.88%	
	8	don't know	1	0%	
		Total	17,461	84.17%	

Valid	Invalid	Minimum	Maximum
3284	17461	0	1

### H1NR12\_1 - S26Q12\_1 PARTNR1-SAY LOVE HIM/HER-W1

Type	Code
Measurement Unit	numeric
H1NR12_1	12_1. 1st NR Partner: Did you ever tell {INITIALS} you liked or loved him or her?

			Frequency	% of total	% of valid
Valid	0	no	1257	6.06%	38.25%
	1	yes	2029	9.78%	61.75%
		Total	3,286	15.84%	100%

Missing	.	missing	2128	10.26%	
	6	refused	4	0.02%	
	7	legitimate skip	15327	73.88%	
		Total	17,459	84.16%	

Valid	Invalid	Minimum	Maximum
3286	17459	0	1

### 

Type	Code
Measurement Unit	numeric
NRRXFLG1	Calculate SCORE as the number of "yes" answers to Q10-12.

			Frequency	% of total	% of valid
Valid	1	Section 25: Relationship Information questions asked for this partner and reported in the RX variable series, but questions from Section 26 should have been asked and data reported in the NR variable series	53	0.26%	100%
		Total	53	0.26%	100%
Missing	.	missing [no sexual relationship partner or questions from correct selection asked]	20692	99.74%	
		Total	20,692	99.74%	

Valid	Invalid	Minimum	Maximum
53	20692	1	1

### 

Type	Code
Measurement Unit	numeric
H1RX1M_1	1M_1. 1st RX Partner: In what month [and year] did your relationship with {INITIALS} begin?

	Frequency	% of total	% of valid
--	-----------	------------	------------

Valid	0	you don't consider this person a special friend	33	0.16%	2.98%
	1	January	80	0.39%	7.21%
	2	February	98	0.47%	8.84%
	3	March	106	0.51%	9.56%
	4	April	111	0.54%	10.01%
	5	May	118	0.57%	10.64%
	6	June	124	0.6%	11.18%
	7	July	95	0.46%	8.57%
	8	August	83	0.4%	7.48%
	9	September	77	0.37%	6.94%
	10	October	68	0.33%	6.13%
	11	November	54	0.26%	4.87%
	12	December	62	0.3%	5.59%
		Total	1,109	5.35%	100%
Missing	96	refused	15	0.07%	
	97	legitimate skip	19205	92.58%	
	98	don't know	416	2.01%	
		Total	19,636	94.65%	

Valid	Invalid	Minimum	Maximum
1109	19636	0	12

### H1RX1Y\_1 - S26RX1Y PARTNR1-DATE BEGAN-YEAR-W1

Type	Code
Measurement Unit	numeric
H1RX1Y_1	1Y_1. 1st RX Partner: In what [month and] year did your relationship with {INITIALS} begin?

			Frequency	% of total	% of valid
Valid	0	you don't consider this person a special friend	33	0.16%	2.82%
	79	1979	2	0.01%	0.17%
	87	1987	1	0%	0.09%
	89	1989	17	0.08%	1.45%
	90	1990	20	0.1%	1.71%
	91	1991	23	0.11%	1.96%
	92	1992	61	0.29%	5.2%
	93	1993	162	0.78%	13.82%
	94	1994	416	2.01%	35.49%
	95	1995	437	2.11%	37.29%

		Total	1,172	5.65%	100%
Missing	.	missing	11	0.05%	
	96	refused	13	0.06%	
	97	legitimate skip	19205	92.58%	
	98	don't know	344	1.66%	
		Total	19,573	94.35%	

Valid	Invalid	Minimum	Maximum
1172	19573	0	95

### H1RX2\_1 - S26RX2 PARTNR1-YEAR RELATION BEGAN-W1

Type	Code
Measurement Unit	numeric
H1RX2_1	2_1. 1st RX Partner: In what year did your relationship with {INITIALS} begin?

			Frequency	% of total	% of valid
Valid	87	1987	1	0%	0.28%
	88	1988	1	0%	0.28%
	89	1989	2	0.01%	0.56%
	90	1990	9	0.04%	2.51%
	91	1991	10	0.05%	2.79%
	92	1992	16	0.08%	4.47%
	93	1993	66	0.32%	18.44%
	94	1994	133	0.64%	37.15%
	95	1995	120	0.58%	33.52%
		Total		358	1.73%
Missing	96	refused	4	0.02%	
	97	legitimate skip	20296	97.84%	
	98	don't know	87	0.42%	
	Total		20,387	98.27%	

Valid	Invalid	Minimum	Maximum
358	20387	87	95

### H1RX3\_1 - S26RX3 PARTNR1 HIS/HER AGE WHEN MET-W1

Type	Numeric (Double)
H1RX3_1	3_1. 1st RX Partner: How old was {INITIALS} when your romantic relationship began?

	Frequency	% of total	% of valid
--	-----------	------------	------------

Missing	.	missing	1	0%
	96	refused	13	0.06%
	97	legitimate skip	19205	92.58%
	98	don't know	29	0.14%
		Total	19,248	92.78%

Valid	Invalid	Minimum	Maximum	Mean	StdDev
1497	19248	6	45	16.627254...	3.1162854...

### H1RX4\_1 - S26RX4 PARTNR1 APPROX PARTNERS AGE-W1

Type	Code
Measurement Unit	numeric
H1RX4_1	4_1. 1st RX Partner: About how old was {INITIALS}?

			Frequency	% of total	% of valid
Valid	10	10 years old	1	0%	10%
	12	12 years old	1	0%	10%
	13	13 years old	1	0%	10%
	14	14 years old	2	0.01%	20%
	15	15 years old	3	0.01%	30%
	17	17 years old	2	0.01%	20%
		Total	10	0.05%	100%
Missing	.	missing	1	0%	
	96	refused	10	0.05%	
	97	legitimate skip	20702	99.79%	
	98	don't know	22	0.11%	
		Total	20,735	99.95%	

Valid	Invalid	Minimum	Maximum
10	20735	10	17

### H1RX5A\_1 - S26RX5 PARTNR1 HIS/HER GRADE WHEN MET-W1

Type	Code
Measurement Unit	numeric
H1RX5A_1	5A_1. 1st RX Partner: What grade was {INITIALS} in at that time?

			Frequency	% of total	% of valid
--	--	--	-----------	------------	------------

Valid	3	first to third grade	5	0.02%	0.33%
	5	fifth grade	9	0.04%	0.6%
	6	sixth grade	21	0.1%	1.39%
	7	seventh grade	78	0.38%	5.17%
	8	eighth grade	137	0.66%	9.08%
	9	ninth grade	232	1.12%	15.37%
	10	tenth grade	244	1.18%	16.17%
	11	eleventh grade	234	1.13%	15.51%
	12	twelfth grade	173	0.83%	11.46%
	13	beyond high school	102	0.49%	6.76%
	14	{INITIALS} wasn't in school	227	1.09%	15.04%
	15	{INITIALS} was in school, but you don't know what grade	25	0.12%	1.66%
	16	you don't know whether {INITIALS} was in school	22	0.11%	1.46%
		Total	1,509	7.27%	100%
Missing	96	refused	10	0.05%	
	97	legitimate skip	19205	92.58%	
	98	don't know	21	0.1%	
	Total	19,236	92.73%		

Valid	Invalid	Minimum	Maximum
1509	19236	3	16

### 

Type	Code
Measurement Unit	numeric
H1RX6_1	6_1. 1st RX Partner: When your relationship with {INITIALS} began, did you and {INITIALS} go to the same school?

			Frequency	% of total	% of valid
Valid	0	no	592	2.85%	46.5%
	1	yes	681	3.28%	53.5%
		Total	1,273	6.14%	100%
Missing	6	refused	8	0.04%	
	7	legitimate skip	19454	93.78%	
	8	don't know	10	0.05%	
	Total	19,472	93.86%		

Valid	Invalid	Minimum	Maximum
1273	19472	0	1

 H1RX7\_1 - S26RX7 PARTNR1 WHERE DID HE/SHE LIVE-W1

Type	Code
Measurement Unit	numeric
H1RX7_1	7_1. 1st RX Partner: When your relationship with {INITIALS} began, where did {INITIALS} live?

			Frequency	% of total	% of valid
Valid	1	in your neighborhood	492	2.37%	32.33%
	2	not in your neighborhood	1030	4.97%	67.67%
Total			1,522	7.34%	100%
Missing	6	refused	11	0.05%	
	7	legitimate skip	19205	92.58%	
	8	don't know	7	0.03%	
Total			19,223	92.66%	

Valid	Invalid	Minimum	Maximum
1522	19223	1	2

 H1RX8A\_1 - S26RX8A PARTNR1-SAME SCHOOL-W1

Type	Code
Measurement Unit	numeric
H1RX8A_1	8A_1. 1st RX Partner: In what ways did you know {INITIALS} before your relationship began (If you knew {INITIALS} in more than one way, choose more than one answer.): You went to the same school.

			Frequency	% of total	% of valid
Valid	0	not marked	887	4.28%	58.74%
	1	marked	623	3%	41.26%
Total			1,510	7.28%	100%
Missing	6	refused	19	0.09%	
	7	legitimate skip	19205	92.58%	
	8	don't know	11	0.05%	
Total			19,235	92.72%	

Valid	Invalid	Minimum	Maximum
1510	19235	0	1

 H1RX8B\_1 - S26RX8B PARTNR1-SAME PL OF WORSHIP-W1

Type	Code
------	------

Measurement Unit	numeric
H1RX8B_1	8B_1. 1st RX Partner: In what ways did you know {INITIALS} before your relationship began (If you knew {INITIALS} in more than one way, choose more than one answer.): You went to the same church, synagogue, or place or worship.

			Frequency	% of total	% of valid
Valid	0	not marked	1454	7.01%	96.29%
	1	marked	56	0.27%	3.71%
	Total		1,510	7.28%	100%
Missing	6	refused	19	0.09%	
	7	legitimate skip	19205	92.58%	
	8	don't know	11	0.05%	
	Total		19,235	92.72%	

Valid	Invalid	Minimum	Maximum
1510	19235	0	1

### H1RX8C\_1 - S26RX8C PARTNR1-NEIGHBORS-W1

Type	Code
Measurement Unit	numeric
H1RX8C_1	8C_1. 1st RX Partner: In what ways did you know {INITIALS} before your relationship began (If you knew {INITIALS} in more than one way, choose more than one answer.): You were neighbors.

			Frequency	% of total	% of valid
Valid	0	not marked	1395	6.72%	92.38%
	1	marked	115	0.55%	7.62%
	Total		1,510	7.28%	100%
Missing	6	refused	19	0.09%	
	7	legitimate skip	19205	92.58%	
	8	don't know	11	0.05%	
	Total		19,235	92.72%	

Valid	Invalid	Minimum	Maximum
1510	19235	0	1

### H1RX8D\_1 - S26RX8D PARTNR1-CASUAL ACQUAINTANCES-W1

Type	Code
Measurement Unit	numeric



H1RX8D_1	8D_1. 1st RX Partner: In what ways did you know {INITIALS} before your relationship began (If you knew {INITIALS} in more than one way, choose more than one answer.): You were casual acquaintances.
----------	---

			Frequency	% of total	% of valid
Valid	0	not marked	1224	5.9%	81.06%
	1	marked	286	1.38%	18.94%
Total			1,510	7.28%	100%
Missing	6	refused	19	0.09%	
	7	legitimate skip	19205	92.58%	
	8	don't know	11	0.05%	
Total			19,235	92.72%	

Valid	Invalid	Minimum	Maximum
1510	19235	0	1

### H1RX8E\_1 - S26RX8E PARTNR1-FRIENDS-W1

Type	Code
Measurement Unit	numeric
H1RX8E_1	8E_1. 1st RX Partner: In what ways did you know {INITIALS} before your relationship began (If you knew {INITIALS} in more than one way, choose more than one answer.): You were friends.

			Frequency	% of total	% of valid
Valid	0	not marked	1002	4.83%	66.36%
	1	marked	508	2.45%	33.64%
Total			1,510	7.28%	100%
Missing	6	refused	19	0.09%	
	7	legitimate skip	19205	92.58%	
	8	don't know	11	0.05%	
Total			19,235	92.72%	

Valid	Invalid	Minimum	Maximum
1510	19235	0	1

### H1RX8F\_1 - S26RX8F PARTNR1-SHARED MUTUAL FRIEND-W1

Type	Code
Measurement Unit	numeric
H1RX8F_1	8F_1. 1st RX Partner: In what ways did you know {INITIALS} before your relationship began (If you knew {INITIALS} in more than one way, choose more than one answer.): {INITIALS} was a friend of another friend of yours.

			Frequency	% of total	% of valid
Valid	0	not marked	967	4.66%	64.04%
	1	marked	543	2.62%	35.96%
Total			1,510	7.28%	100%
Missing	6	refused	19	0.09%	
	7	legitimate skip	19205	92.58%	
	8	don't know	11	0.05%	
Total			19,235	92.72%	

Valid	Invalid	Minimum	Maximum
1510	19235	0	1

### H1RX8G\_1 - S26RX8G PARTNR1-SOME OTHER WAY-W1

Type	Code
Measurement Unit	numeric
H1RX8G_1	8G_1. 1st RX Partner: In what ways did you know {INITIALS} before your relationship began (If you knew {INITIALS} in more than one way, choose more than one answer.): some other way

			Frequency	% of total	% of valid
Valid	0	not marked	1319	6.36%	87.35%
	1	marked	191	0.92%	12.65%
Total			1,510	7.28%	100%
Missing	6	refused	19	0.09%	
	7	legitimate skip	19205	92.58%	
	8	don't know	11	0.05%	
Total			19,235	92.72%	

Valid	Invalid	Minimum	Maximum
1510	19235	0	1

### H1RX8H\_1 - S26RX8H PARTNR1-DID NOT KNOW BEFORE-W1

Type	Code
Measurement Unit	numeric
H1RX8H_1	8H_1. 1st RX Partner: In what ways did you know {INITIALS} before your relationship began (If you knew {INITIALS} in more than one way, choose more than one answer.): You did not know {INITIALS} before your relationship began.

			Frequency	% of total	% of valid
--	--	--	-----------	------------	------------

Valid	0	not marked	1374	6.62%	90.99%
	1	marked	136	0.66%	9.01%
		Total	1,510	7.28%	100%
Missing	6	refused	19	0.09%	
	7	legitimate skip	19205	92.58%	
	8	don't know	11	0.05%	
		Total	19,235	92.72%	

Valid	Invalid	Minimum	Maximum
1510	19235	0	1

### H1RX9\_1 - S26RX9 PARTNR1-HOW MANY FRIENDS KNEW-W1

Type	Code
Measurement Unit	numeric
H1RX9_1	9_1. 1st RX Partner: When your relationship with {INITIALS} began, how many of your close friends knew {INITIALS}?

			Frequency	% of total	% of valid
Valid	1	all of them	402	1.94%	26.46%
	2	most of them	428	2.06%	28.18%
	3	a few of them	414	2%	27.25%
	4	one of them	127	0.61%	8.36%
	5	none of them	139	0.67%	9.15%
	6	when your relationship with {INITIALS} began, you had no close friends	9	0.04%	0.59%
		Total	1,519	7.32%	100%
Missing	96	refused	12	0.06%	
	97	legitimate skip	19205	92.58%	
	98	don't know	9	0.04%	
		Total	19,226	92.68%	

Valid	Invalid	Minimum	Maximum
1519	19226	1	6

### H1RX10\_1 - S26RX10 PARTNR1-STILL GOING ON-W1

Type	Code
Measurement Unit	numeric
H1RX10_1	10_1. 1st RX Partner: Is your relationship with {INITIALS} still going on?

	Frequency	% of total	% of valid
--	-----------	------------	------------

Valid	0	no	833	4.02%	58.29%
	1	yes	596	2.87%	41.71%
		Total	1,429	6.89%	100%
Missing	.	missing	92	0.44%	
	6	refused	10	0.05%	
	7	legitimate skip	19205	92.58%	
	8	don't know	9	0.04%	
		Total	19,316	93.11%	

Valid	Invalid	Minimum	Maximum
1429	19316	0	1

### 

Type	Code
Measurement Unit	numeric
H1RX11M1	11M1. 1st RX Partner: In what month [and year] did your relationship with {INITIALS} end?

			Frequency	% of total	% of valid
Valid	1	January	55	0.27%	8.37%
	2	February	50	0.24%	7.61%
	3	March	65	0.31%	9.89%
	4	April	60	0.29%	9.13%
	5	May	84	0.4%	12.79%
	6	June	94	0.45%	14.31%
	7	July	59	0.28%	8.98%
	8	August	57	0.27%	8.68%
	9	September	43	0.21%	6.54%
	10	October	27	0.13%	4.11%
	11	November	20	0.1%	3.04%
	12	December	43	0.21%	6.54%
		Total	657	3.17%	100%
Missing	.	missing	92	0.44%	
	96	refused	8	0.04%	
	97	legitimate skip	19820	95.54%	
	98	don't know	167	0.81%	
	99	not applicable	1	0%	
		Total	20,088	96.83%	

Valid	Invalid	Minimum	Maximum
657	20088	1	12

 H1RX11Y1 - S26RX11Y PARTNR1-WHEN DID IT END-YR-W1

Type	Code
Measurement Unit	numeric
H1RX11Y1	11Y1. 1st RX Partner: In what [month and] year did your relationship with {INITIALS} end?

			Frequency	% of total	% of valid
Valid	85	1985	2	0.01%	0.29%
	88	1988	1	0%	0.14%
	89	1989	3	0.01%	0.43%
	90	1990	6	0.03%	0.87%
	91	1991	3	0.01%	0.43%
	92	1992	12	0.06%	1.73%
	93	1993	46	0.22%	6.64%
	94	1994	245	1.18%	35.35%
	95	1995	375	1.81%	54.11%
	Total	693	3.34%	100%	
Missing	.	missing	95	0.46%	
	96	refused	8	0.04%	
	97	legitimate skip	19820	95.54%	
	98	don't know	128	0.62%	
	99	not applicable	1	0%	
	Total	20,052	96.66%		

Valid	Invalid	Minimum	Maximum
693	20052	85	95

 H1RX12\_1 - S26RX12 PARTNR1-WHAT YEAR DID IT END-W1

Type	Code
Measurement Unit	numeric
H1RX12_1	12_1. 1st RX Partner: In what year did your relationship with {INITIALS} end?

			Frequency	% of total	% of valid
Valid	90	1990	1	0%	0.98%
	92	1992	4	0.02%	3.92%
	93	1993	9	0.04%	8.82%
	94	1994	50	0.24%	49.02%
	95	1995	38	0.18%	37.25%
	Total	102	0.49%	100%	

Missing	.	missing	92	0.44%	
	96	refused	11	0.05%	
	97	legitimate skip	20477	98.71%	
	98	don't know	63	0.3%	
		Total	20,643	99.51%	

Valid	Invalid	Minimum	Maximum
102	20643	90	95

### H1RX13\_1 - S26RX13 PARTNR1-WHERE LIVE AT END-W1

Type	Code
Measurement Unit	numeric
H1RX13_1	13_1. 1st RX Partner: When your relationship with {INITIALS} ended, where did {INITIALS} live?

			Frequency	% of total	% of valid
Valid	1	in your neighborhood	226	1.09%	27.43%
	2	not in your neighborhood	598	2.88%	72.57%
		Total	824	3.97%	100%
Missing	.	missing	92	0.44%	
	6	refused	2	0.01%	
	7	legitimate skip	19820	95.54%	
	8	don't know	7	0.03%	
		Total	19,921	96.03%	

Valid	Invalid	Minimum	Maximum
824	19921	1	2

### H1RX14\_1 - S26RX14 PARTNR1-SAMPLE/SISTER SCH NOW-W1

Type	Code
Measurement Unit	numeric
H1RX14_1	14_1. 1st RX Partner: [If SCHOOL YEAR:] Does {INITIALS} go to {SAMPLE SCHOOL} or {SISTER SCHOOL} now? [If SUMMER:] Did {INITIALS} go to {SAMPLE SCHOOL} or {SISTER SCHOOL} during the 1994-95 school year?

			Frequency	% of total	% of valid
Valid	0	no	869	4.19%	62.65%
	1	yes	518	2.5%	37.35%
		Total	1,387	6.69%	100%

Missing	.	missing	139	0.67%	
	6	refused	9	0.04%	
	7	legitimate skip	19205	92.58%	
	8	don't know	5	0.02%	
		Total	19,358	93.31%	

Valid	Invalid	Minimum	Maximum
1387	19358	0	1

### H1RX15\_1 - S26RX15 PARTNR1-GRADE NOW-W1

Type	Code
Measurement Unit	numeric
H1RX15_1	15_1. 1st RX Partner: [If SCHOOL YEAR:] What grade is {INITIALS} in now? [If SUMMER:] What grade was {INITIALS} in during the 1994-95 school year?

			Frequency	% of total	% of valid
Valid	5	first to fifth grade	5	0.02%	0.34%
	6	sixth grade	8	0.04%	0.54%
	7	seventh grade	47	0.23%	3.15%
	8	eighth grade	104	0.5%	6.98%
	9	ninth grade	167	0.81%	11.21%
	10	tenth grade	227	1.09%	15.23%
	11	eleventh grade	244	1.18%	16.38%
	12	twelfth grade	218	1.05%	14.63%
	13	{INITIALS} has graduated from high school, and is in another kind of school	139	0.67%	9.33%
	14	{INITIALS} has graduated from high school, and is out of school	170	0.82%	11.41%
	15	{INITIALS} has dropped out of school	103	0.5%	6.91%
	16	{INITIALS} is in school, but you don't know what grade	17	0.08%	1.14%
	17	You don't know whether {INITIALS} was in school	41	0.2%	2.75%
		Total	1,490	7.18%	100%
Missing	96	refused	21	0.1%	
	97	legitimate skip	19205	92.58%	
	98	don't know	29	0.14%	
		Total	19,255	92.82%	

Valid	Invalid	Minimum	Maximum
-------	---------	---------	---------

1490	19255	5	17
------	-------	---	----

### H1RX16\_1 - S26RX16 PARTNR1-HISPANIC/LATINO-W1

Type	Code
Measurement Unit	numeric
H1RX16_1	16_1. 1st RX Partner: Is {INITIALS} of Hispanic or Latino origin?

			Frequency	% of total	% of valid
Valid	0	no	1266	6.1%	83.67%
	1	yes	247	1.19%	16.33%
	Total		1,513	7.29%	100%
Missing	6	refused	19	0.09%	
	7	legitimate skip	19205	92.58%	
	8	don't know	8	0.04%	
	Total		19,232	92.71%	

Valid	Invalid	Minimum	Maximum
1513	19232	0	1

### H1RX17A1 - S26RX17A PARTNR1-MEXICAN-W1

Type	Code
Measurement Unit	numeric
H1RX17A1	17A1. 1st RX Partner: What is {INITIALS}'s Hispanic or Latino background (You may choose more than one answer): Mexican/Mexican American

			Frequency	% of total	% of valid
Valid	0	not marked	124	0.6%	50.82%
	1	marked	120	0.58%	49.18%
	Total		244	1.18%	100%
Missing	6	refused	2	0.01%	
	7	legitimate skip	20498	98.81%	
	8	don't know	1	0%	
	Total		20,501	98.82%	

Valid	Invalid	Minimum	Maximum
244	20501	0	1

### H1RX17B1 - S26RX17B PARTNR1-CHICANO-W1

Type	Code
------	------



Measurement Unit	numeric
H1RX17B1	17B1. 1st RX Partner: What is {INITIALS}'s Hispanic or Latino background (You may choose more than one answer): Chicano/Chicana

			Frequency	% of total	% of valid
Valid	0	not marked	224	1.08%	91.8%
	1	marked	20	0.1%	8.2%
	Total		244	1.18%	100%
Missing	6	refused	2	0.01%	
	7	legitimate skip	20498	98.81%	
	8	don't know	1	0%	
	Total		20,501	98.82%	

Valid	Invalid	Minimum	Maximum
244	20501	0	1

### H1RX17C1 - S26RX17C PARTNR1-CUBAN-W1

Type	Code
Measurement Unit	numeric
H1RX17C1	17C1. 1st RX Partner: What is {INITIALS}'s Hispanic or Latino background (You may choose more than one answer): Cuban/Cuban American

			Frequency	% of total	% of valid
Valid	0	not marked	219	1.06%	89.75%
	1	marked	25	0.12%	10.25%
	Total		244	1.18%	100%
Missing	6	refused	2	0.01%	
	7	legitimate skip	20498	98.81%	
	8	don't know	1	0%	
	Total		20,501	98.82%	

Valid	Invalid	Minimum	Maximum
244	20501	0	1

### H1RX17D1 - S26RX17D PARTNR1-PUERTO RICAN-W1

Type	Code
Measurement Unit	numeric
H1RX17D1	17D1. 1st RX Partner: What is {INITIALS}'s Hispanic or Latino background (You may choose more than one answer): Puerto Rican

			Frequency	% of total	% of valid
--	--	--	-----------	------------	------------

Valid	0	not marked	209	1.01%	85.66%
	1	marked	35	0.17%	14.34%
		Total	244	1.18%	100%
Missing	6	refused	2	0.01%	
	7	legitimate skip	20498	98.81%	
	8	don't know	1	0%	
		Total	20,501	98.82%	

Valid	Invalid	Minimum	Maximum
244	20501	0	1

### H1RX17E1 - S26RX17E PARTNR1-CENTR/SOUTH AMERICAN-W1

Type	Code
Measurement Unit	numeric
H1RX17E1	17E1. 1st RX Partner: What is {INITIALS}'s Hispanic or Latino background (You may choose more than one answer): Central/South American

			Frequency	% of total	% of valid
Valid	0	not marked	227	1.09%	93.03%
	1	marked	17	0.08%	6.97%
		Total	244	1.18%	100%
Missing	6	refused	2	0.01%	
	7	legitimate skip	20498	98.81%	
	8	don't know	1	0%	
		Total	20,501	98.82%	

Valid	Invalid	Minimum	Maximum
244	20501	0	1

### H1RX17F1 - S26RX17F PARTNR1-OTHER HISPANIC-W1

Type	Code
Measurement Unit	numeric
H1RX17F1	17F1. 1st RX Partner: What is {INITIALS}'s Hispanic or Latino background (You may choose more than one answer): other Hispanic

			Frequency	% of total	% of valid
Valid	0	not marked	211	1.02%	86.48%
	1	marked	33	0.16%	13.52%
		Total	244	1.18%	100%

Missing	6	refused	2	0.01%	
	7	legitimate skip	20498	98.81%	
	8	don't know	1	0%	
		Total	20,501	98.82%	

Valid	Invalid	Minimum	Maximum
244	20501	0	1

### H1RX18A1 - S26RX18A PARTNR1-WHITE-W1

Type	Code
Measurement Unit	numeric
H1RX18A1	18A1. 1st RX Partner: What is {INITIALS}'s race (If {INITIALS} is of mixed race, you may choose more than one answer): white

			Frequency	% of total	% of valid
Valid	0	not marked	700	3.37%	46.33%
	1	marked	811	3.91%	53.67%
		Total	1,511	7.28%	100%
Missing	6	refused	19	0.09%	
	7	legitimate skip	19205	92.58%	
	8	don't know	10	0.05%	
		Total	19,234	92.72%	

Valid	Invalid	Minimum	Maximum
1511	19234	0	1

### H1RX18B1 - S26RX18B PARTNR1-AFRICAN AMERICAN-W1

Type	Code
Measurement Unit	numeric
H1RX18B1	18B1. 1st RX Partner: What is {INITIALS}'s race (If {INITIALS} is of mixed race, you may choose more than one answer): black or African American

			Frequency	% of total	% of valid
Valid	0	not marked	1039	5.01%	68.76%
	1	marked	472	2.28%	31.24%
		Total	1,511	7.28%	100%
Missing	6	refused	19	0.09%	
	7	legitimate skip	19205	92.58%	
	8	don't know	10	0.05%	
		Total	19,234	92.72%	

Valid	Invalid	Minimum	Maximum
1511	19234	0	1

### 

Type	Code
Measurement Unit	numeric
H1RX18C1	18C1. 1st RX Partner: What is {INITIALS}'s race (If {INITIALS} is of mixed race, you may choose more than one answer): American Indian or Native American

			Frequency	% of total	% of valid
Valid	0	not marked	1456	7.02%	96.36%
	1	marked	55	0.27%	3.64%
	Total		1,511	7.28%	100%
Missing	6	refused	19	0.09%	
	7	legitimate skip	19205	92.58%	
	8	don't know	10	0.05%	
	Total		19,234	92.72%	

Valid	Invalid	Minimum	Maximum
1511	19234	0	1

### 

Type	Code
Measurement Unit	numeric
H1RX18D1	18D1. 1st RX Partner: What is {INITIALS}'s race (If {INITIALS} is of mixed race, you may choose more than one answer): Asian or Pacific Islander

			Frequency	% of total	% of valid
Valid	0	not marked	1443	6.96%	95.5%
	1	marked	68	0.33%	4.5%
	Total		1,511	7.28%	100%
Missing	6	refused	19	0.09%	
	7	legitimate skip	19205	92.58%	
	8	don't know	10	0.05%	
	Total		19,234	92.72%	

Valid	Invalid	Minimum	Maximum
1511	19234	0	1

###

Type	Code
Measurement Unit	numeric
H1RX18E1	18E1. 1st RX Partner: What is {INITIALS}'s race (If {INITIALS} is of mixed race, you may choose more than one answer): other

			Frequency	% of total	% of valid
Valid	0	not marked	1349	6.5%	89.28%
	1	marked	162	0.78%	10.72%
	Total		1,511	7.28%	100%
Missing	6	refused	19	0.09%	
	7	legitimate skip	19205	92.58%	
	8	don't know	10	0.05%	
Total		19,234	92.72%		

Valid	Invalid	Minimum	Maximum
1511	19234	0	1

### H1RX19A1 - S26RX19A PARTNR1-CHINESE-W1

Type	Code
Measurement Unit	numeric
H1RX19A1	19A1. 1st RX Partner: What is {INITIALS}'s Asian background (You may choose more than one answer): Chinese

			Frequency	% of total	% of valid
Valid	0	not marked	64	0.31%	94.12%
	1	marked	4	0.02%	5.88%
	Total		68	0.33%	100%
Missing	7	legitimate skip	20677	99.67%	
	Total		20,677	99.67%	

Valid	Invalid	Minimum	Maximum
68	20677	0	1

### H1RX19B1 - S26RX19B PARTNR1-FILIPINO-W1

Type	Code
Measurement Unit	numeric
H1RX19B1	19B1. 1st RX Partner: What is {INITIALS}'s Asian background (You may choose more than one answer): Filipino

			Frequency	% of total	% of valid
--	--	--	-----------	------------	------------

Valid	0	not marked	32	0.15%	47.06%
	1	marked	36	0.17%	52.94%
		Total	68	0.33%	100%
Missing	7	legitimate skip	20677	99.67%	
		Total	20,677	99.67%	

Valid	Invalid	Minimum	Maximum
68	20677	0	1

### H1RX19C1 - S26RX19C PARTNR1-JAPANESE-W1

Type	Code
Measurement Unit	numeric
H1RX19C1	19C1. 1st RX Partner: What is {INITIALS}'s Asian background (You may choose more than one answer): Japanese

			Frequency	% of total	% of valid
Valid	0	not marked	60	0.29%	88.24%
	1	marked	8	0.04%	11.76%
		Total	68	0.33%	100%
Missing	7	legitimate skip	20677	99.67%	
		Total	20,677	99.67%	

Valid	Invalid	Minimum	Maximum
68	20677	0	1

### H1RX19D1 - S26RX19D PARTNR1-ASIAN INDIAN-W1

Type	Code
Measurement Unit	numeric
H1RX19D1	19D1. 1st RX Partner: What is {INITIALS}'s Asian background (You may choose more than one answer): Asian Indian

			Frequency	% of total	% of valid
Valid	0	not marked	65	0.31%	95.59%
	1	marked	3	0.01%	4.41%
		Total	68	0.33%	100%
Missing	7	legitimate skip	20677	99.67%	
		Total	20,677	99.67%	

Valid	Invalid	Minimum	Maximum
68	20677	0	1

 H1RX19E1 - S26RX19E PARTNR1-KOREAN-W1

Type	Code
Measurement Unit	numeric
H1RX19E1	19E1. 1st RX Partner: What is {INITIALS}'s Asian background (You may choose more than one answer): Korean

			Frequency	% of total	% of valid
Valid	0	not marked	65	0.31%	95.59%
	1	marked	3	0.01%	4.41%
		Total	68	0.33%	100%
Missing	7	legitimate skip	20677	99.67%	
	Total		20,677	99.67%	

Valid	Invalid	Minimum	Maximum
68	20677	0	1

 H1RX19F1 - S26RX19F PARTNR1-VIETNAMESE-W1

Type	Code
Measurement Unit	numeric
H1RX19F1	19F1. 1st RX Partner: What is {INITIALS}'s Asian background (You may choose more than one answer): Vietnamese

			Frequency	% of total	% of valid
Valid	0	not marked	64	0.31%	94.12%
	1	marked	4	0.02%	5.88%
		Total	68	0.33%	100%
Missing	7	legitimate skip	20677	99.67%	
	Total		20,677	99.67%	

Valid	Invalid	Minimum	Maximum
68	20677	0	1

 H1RX19G1 - S26RX19G PARTNR1-OTHER-W1

Type	Code
Measurement Unit	numeric
H1RX19G1	19G1. 1st RX Partner: What is {INITIALS}'s Asian background (You may choose more than one answer): other

			Frequency	% of total	% of valid
--	--	--	-----------	------------	------------

Valid	0	not marked	53	0.26%	77.94%
	1	marked	15	0.07%	22.06%
		Total	68	0.33%	100%
Missing	7	legitimate skip	20677	99.67%	
		Total	20,677	99.67%	

Valid	Invalid	Minimum	Maximum
68	20677	0	1

### H1RX20\_1 - S26RX20 PARTNR1-GENDER-W1

Type	Code
Measurement Unit	numeric
H1RX20_1	20_1. 1st RX Partner: What is {INITIALS}'s sex?

			Frequency	% of total	% of valid
Valid	1	male	717	3.46%	47.14%
	2	female	804	3.88%	52.86%
		Total	1,521	7.33%	100%
Missing	6	refused	12	0.06%	
	7	legitimate skip	19205	92.58%	
	8	don't know	7	0.03%	
		Total	19,224	92.67%	

Valid	Invalid	Minimum	Maximum
1521	19224	1	2

### H1RX21A1 - S26RX21A PARTNR1-GROUP DATE-W1

Type	Code
Measurement Unit	numeric
H1RX21A1	21A1. 1st RX Partner: Please look at the cards given to you earlier, and first take out all the cards that describe things that have NOT happened in your romantic relationship with {INITIALS}: We went out together in a group.

			Frequency	% of total	% of valid
Valid	0	card rejected	496	2.39%	37.32%
	1	card kept	833	4.02%	62.68%
		Total	1,329	6.41%	100%



Missing	.	missing	39	0.19%	
	6	refused	105	0.51%	
	7	legitimate skip	19205	92.58%	
	8	don't know	64	0.31%	
	9	not applicable	3	0.01%	
		Total	19,416	93.59%	

Valid	Invalid	Minimum	Maximum
1329	19416	0	1

### H1RX21B1 - S26RX21B PARTNR1-MET PARENTS-W1

Type	Code
Measurement Unit	numeric
H1RX21B1	21B1. 1st RX Partner: Please look at the cards given to you earlier, and first take out all the cards that describe things that have NOT happened in your romantic relationship with {INITIALS}: I met my partner's parents.

			Frequency	% of total	% of valid
Valid	0	card rejected	461	2.22%	34.69%
	1	card kept	868	4.18%	65.31%
		Total	1,329	6.41%	100%
Missing	.	missing	39	0.19%	
	6	refused	105	0.51%	
	7	legitimate skip	19205	92.58%	
	8	don't know	64	0.31%	
	9	not applicable	3	0.01%	
		Total	19,416	93.59%	

Valid	Invalid	Minimum	Maximum
1329	19416	0	1

### H1RX21C1 - S26RX21C PARTNR1-SAID WERE A COUPLE-W1

Type	Code
Measurement Unit	numeric
H1RX21C1	21C1. 1st RX Partner: Please look at the cards given to you earlier, and first take out all the cards that describe things that have NOT happened in your romantic relationship with {INITIALS}: I told other people that we were a couple.

	Frequency	% of total	% of valid
--	-----------	------------	------------

Valid	0	card rejected	424	2.04%	31.9%
	1	card kept	905	4.36%	68.1%
		Total	1,329	6.41%	100%
Missing	.	missing	39	0.19%	
	6	refused	105	0.51%	
	7	legitimate skip	19205	92.58%	
	8	don't know	64	0.31%	
	9	not applicable	3	0.01%	
		Total	19,416	93.59%	

Valid	Invalid	Minimum	Maximum
1329	19416	0	1

### H1RX21D1 - S26RX21D PARTNR1-SAW LESS OF FRIENDS-W1

Type	Code
Measurement Unit	numeric
H1RX21D1	21D1. 1st RX Partner: Please look at the cards given to you earlier, and first take out all the cards that describe things that have NOT happened in your romantic relationship with {INITIALS}; I saw less of my other friends so I could spend more time with my partner.

			Frequency	% of total	% of valid
Valid	0	card rejected	680	3.28%	51.17%
	1	card kept	649	3.13%	48.83%
		Total	1,329	6.41%	100%
Missing	.	missing	39	0.19%	
	6	refused	105	0.51%	
	7	legitimate skip	19205	92.58%	
	8	don't know	64	0.31%	
	9	not applicable	3	0.01%	
		Total	19,416	93.59%	

Valid	Invalid	Minimum	Maximum
1329	19416	0	1

### H1RX21E1 - S26RX21E PARTNR1-WENT OUT ALONE-W1

Type	Code
Measurement Unit	numeric

H1RX21E1	21E1. 1st RX Partner: Please look at the cards given to you earlier, and first take out all the cards that describe things that have NOT happened in your romantic relationship with {INITIALS}: We went out together alone.
----------	--

			Frequency	% of total	% of valid
Valid	0	card rejected	321	1.55%	24.15%
	1	card kept	1008	4.86%	75.85%
Total			1,329	6.41%	100%
Missing	.	missing	39	0.19%	
	6	refused	105	0.51%	
	7	legitimate skip	19205	92.58%	
	8	don't know	64	0.31%	
	9	not applicable	3	0.01%	
Total			19,416	93.59%	

Valid	Invalid	Minimum	Maximum
1329	19416	0	1

### H1RX21F1 - S26RX21F PARTNR1-HELD HANDS-W1

Type	Code
Measurement Unit	numeric
H1RX21F1	21F1. 1st RX Partner: Please look at the cards given to you earlier, and first take out all the cards that describe things that have NOT happened in your romantic relationship with {INITIALS}: We held hands.

			Frequency	% of total	% of valid
Valid	0	card rejected	155	0.75%	11.66%
	1	card kept	1174	5.66%	88.34%
Total			1,329	6.41%	100%
Missing	.	missing	39	0.19%	
	6	refused	105	0.51%	
	7	legitimate skip	19205	92.58%	
	8	don't know	64	0.31%	
	9	not applicable	3	0.01%	
Total			19,416	93.59%	

Valid	Invalid	Minimum	Maximum
1329	19416	0	1

### H1RX21G1 - S26RX21G PARTNR1-GAVE A PRESENT-W1

Type	Code
------	------

Measurement Unit	numeric
H1RX21G1	21G1. 1st RX Partner: Please look at the cards given to you earlier, and first take out all the cards that describe things that have NOT happened in your romantic relationship with {INITIALS}: I gave my partner a present.

			Frequency	% of total	% of valid
Valid	0	card rejected	577	2.78%	43.42%
	1	card kept	752	3.62%	56.58%
	Total		1,329	6.41%	100%
Missing	.	missing	39	0.19%	
	6	refused	105	0.51%	
	7	legitimate skip	19205	92.58%	
	8	don't know	64	0.31%	
	9	not applicable	3	0.01%	
Total		19,416	93.59%		

Valid	Invalid	Minimum	Maximum
1329	19416	0	1

### H1RX21H1 - S26RX21H PARTNR1-RECEIVED A PRESENT-W1

Type	Code
Measurement Unit	numeric
H1RX21H1	21H1. 1st RX Partner: Please look at the cards given to you earlier, and first take out all the cards that describe things that have NOT happened in your romantic relationship with {INITIALS}: My partner gave me a present.

			Frequency	% of total	% of valid
Valid	0	card rejected	451	2.17%	33.94%
	1	card kept	878	4.23%	66.06%
	Total		1,329	6.41%	100%
Missing	.	missing	39	0.19%	
	6	refused	105	0.51%	
	7	legitimate skip	19205	92.58%	
	8	don't know	64	0.31%	
	9	not applicable	3	0.01%	
Total		19,416	93.59%		

Valid	Invalid	Minimum	Maximum
1329	19416	0	1

### H1RX21I1 - S26RX21I PARTNR1-SAID HE/SHE LOVED ME-W1

Type	Code
Measurement Unit	numeric
H1RX21I1	21I1. 1st RX Partner: Please look at the cards given to you earlier, and first take out all the cards that describe things that have NOT happened in your romantic relationship with {INITIALS}: I told my partner I loved him or her.

			Frequency	% of total	% of valid
Valid	0	card rejected	341	1.64%	25.66%
	1	card kept	988	4.76%	74.34%
Total			1,329	6.41%	100%
Missing	.	missing	39	0.19%	
	6	refused	105	0.51%	
	7	legitimate skip	19205	92.58%	
	8	don't know	64	0.31%	
	9	not applicable	3	0.01%	
Total			19,416	93.59%	

Valid	Invalid	Minimum	Maximum
1329	19416	0	1

### H1RX21J1 - S26RX21J PARTNR1-SAID I LOVED PARTNER-W1

Type	Code
Measurement Unit	numeric
H1RX21J1	21J1. 1st RX Partner: Please look at the cards given to you earlier, and first take out all the cards that describe things that have NOT happened in your romantic relationship with {INITIALS}: My partner told me that he or she loved me.

			Frequency	% of total	% of valid
Valid	0	card rejected	313	1.51%	23.55%
	1	card kept	1016	4.9%	76.45%
Total			1,329	6.41%	100%
Missing	.	missing	39	0.19%	
	6	refused	105	0.51%	
	7	legitimate skip	19205	92.58%	
	8	don't know	64	0.31%	
	9	not applicable	3	0.01%	
Total			19,416	93.59%	

Valid	Invalid	Minimum	Maximum
1329	19416	0	1

 H1RX21K1 - S26RX21K PARTNR1-CONSIDERED A COUPLE-W1

Type	Code
Measurement Unit	numeric
H1RX21K1	21K1. 1st RX Partner: Please look at the cards given to you earlier, and first take out all the cards that describe things that have NOT happened in your romantic relationship with {INITIALS}: We thought of ourselves as a couple.

			Frequency	% of total	% of valid
Valid	0	card rejected	289	1.39%	21.75%
	1	card kept	1040	5.01%	78.25%
	Total		1,329	6.41%	100%
Missing	.	missing	39	0.19%	
	6	refused	105	0.51%	
	7	legitimate skip	19205	92.58%	
	8	don't know	64	0.31%	
	9	not applicable	3	0.01%	
	Total		19,416	93.59%	

Valid	Invalid	Minimum	Maximum
1329	19416	0	1

 H1RX21L1 - S26RX21L PARTNR1-TALKED CONTRACEPT-W1

Type	Code
Measurement Unit	numeric
H1RX21L1	21L1. 1st RX Partner: Please look at the cards given to you earlier, and first take out all the cards that describe things that have NOT happened in your romantic relationship with {INITIALS}: We talked about contraception or sexually transmitted diseases.

			Frequency	% of total	% of valid
Valid	0	card rejected	461	2.22%	34.69%
	1	card kept	868	4.18%	65.31%
	Total		1,329	6.41%	100%
Missing	.	missing	39	0.19%	
	6	refused	105	0.51%	
	7	legitimate skip	19205	92.58%	
	8	don't know	64	0.31%	
	9	not applicable	3	0.01%	
	Total		19,416	93.59%	

Valid	Invalid	Minimum	Maximum
1329	19416	0	1

### H1RX21M1 - S26RX21M PARTNR1-KISSED-W1

Type	Code
Measurement Unit	numeric
H1RX21M1	21M1. 1st RX Partner: Please look at the cards given to you earlier, and first take out all the cards that describe things that have NOT happened in your romantic relationship with {INITIALS}: We kissed.

			Frequency	% of total	% of valid
Valid	0	card rejected	66	0.32%	4.97%
	1	card kept	1263	6.09%	95.03%
		Total	1,329	6.41%	100%
Missing	.	missing	39	0.19%	
	6	refused	105	0.51%	
	7	legitimate skip	19205	92.58%	
	8	don't know	64	0.31%	
	9	not applicable	3	0.01%	
		Total	19,416	93.59%	

Valid	Invalid	Minimum	Maximum
1329	19416	0	1

### H1RX21N1 - S26RX21N PARTNR1-TOUCHED EACH OTHER-W1

Type	Code
Measurement Unit	numeric
H1RX21N1	21N1. 1st RX Partner: Please look at the cards given to you earlier, and first take out all the cards that describe things that have NOT happened in your romantic relationship with {INITIALS}: We touched each other under our clothing or with no clothes on.

			Frequency	% of total	% of valid
Valid	0	card rejected	217	1.05%	16.33%
	1	card kept	1112	5.36%	83.67%
		Total	1,329	6.41%	100%
Missing	.	missing	39	0.19%	
	6	refused	105	0.51%	
	7	legitimate skip	19205	92.58%	
	8	don't know	64	0.31%	
	9	not applicable	3	0.01%	
		Total	19,416	93.59%	

		Total	19,416	93.59%	
--	--	-------	--------	--------	--

Valid	Invalid	Minimum	Maximum
1329	19416	0	1

### H1RX21O1 - S26RX21O PARTNR1-HAD SEX-W1

Type	Code
Measurement Unit	numeric
H1RX21O1	21O1. 1st RX Partner: Please look at the cards given to you earlier, and first take out all the cards that describe things that have NOT happened in your romantic relationship with {INITIALS}: We had sexual intercourse.

			Frequency	% of total	% of valid
Valid	0	card rejected	282	1.36%	21.22%
	1	card kept	1047	5.05%	78.78%
		Total	1,329	6.41%	100%
Missing	.	missing	39	0.19%	
	6	refused	105	0.51%	
	7	legitimate skip	19205	92.58%	
	8	don't know	64	0.31%	
	9	not applicable	3	0.01%	
		Total	19,416	93.59%	

Valid	Invalid	Minimum	Maximum
1329	19416	0	1

### H1RX21P1 - S26RX21P PARTNR1-TOUCHED GENITALS-W1

Type	Code
Measurement Unit	numeric
H1RX21P1	21P1. 1st RX Partner: Please look at the cards given to you earlier, and first take out all the cards that describe things that have NOT happened in your romantic relationship with {INITIALS}: We touched each other's genitals (private parts).

			Frequency	% of total	% of valid
Valid	0	card rejected	311	1.5%	23.4%
	1	card kept	1018	4.91%	76.6%
		Total	1,329	6.41%	100%



Missing	.	missing	39	0.19%	
	6	refused	105	0.51%	
	7	legitimate skip	19205	92.58%	
	8	don't know	64	0.31%	
	9	not applicable	3	0.01%	
		Total	19,416	93.59%	

Valid	Invalid	Minimum	Maximum
1329	19416	0	1

### H1RX21Q1 - S26RX21Q PARTNR1-GOT PREGNANT-W1

Type	Code
Measurement Unit	numeric
H1RX21Q1	21Q1. 1st RX Partner: Please look at the cards given to you earlier, and first take out all the cards that describe things that have NOT happened in your romantic relationship with {INITIALS}: [If R is male:] My partner got pregnant. [If R is female:] I got pregnant.

			Frequency	% of total	% of valid
Valid	0	card rejected	1116	5.38%	83.97%
	1	card kept	213	1.03%	16.03%
		Total	1,329	6.41%	100%
Missing	.	missing	39	0.19%	
	6	refused	105	0.51%	
	7	legitimate skip	19205	92.58%	
	8	don't know	64	0.31%	
	9	not applicable	3	0.01%	
		Total	19,416	93.59%	

Valid	Invalid	Minimum	Maximum
1329	19416	0	1

### H1RX21R1 - S26RX21R PARTNR1-GOT MARRIED-W1

Type	Code
Measurement Unit	numeric
H1RX21R1	21R1. 1st RX Partner: Please look at the cards given to you earlier, and first take out all the cards that describe things that have NOT happened in your romantic relationship with {INITIALS}: We got married.

			Frequency	% of total	% of valid
--	--	--	-----------	------------	------------

Valid	0	card rejected	1325	6.39%	99.7%
	1	card kept	4	0.02%	0.3%
		Total	1,329	6.41%	100%
Missing	.	missing	39	0.19%	
	6	refused	105	0.51%	
	7	legitimate skip	19205	92.58%	
	8	don't know	64	0.31%	
	9	not applicable	3	0.01%	
		Total	19,416	93.59%	

Valid	Invalid	Minimum	Maximum
1329	19416	0	1

### H1RX22A1 - S26RX22A\_1 PARTNR1-FIRST EVENT-W1

Type	Code
Measurement Unit	numeric
H1RX22A1	22A1. 1st RX Partner: Enter the first thing that happened in your relationship with {INITIALS}.

	Frequency	% of total	% of valid
--	-----------	------------	------------

Valid	1	we went out together in a group	451	2.17%	33.88%
	2	I met my partner's parents	195	0.94%	14.65%
	3	I told other people that we were a couple	57	0.27%	4.28%
	4	I saw less of my other friends so I could spend more time with my partner	29	0.14%	2.18%
	5	we went out together alone	152	0.73%	11.42%
	6	we held hands	142	0.68%	10.67%
	7	I gave my partner a present	11	0.05%	0.83%
	8	my partner gave me a present	18	0.09%	1.35%
	9	I told my partner that I loved him or her	30	0.14%	2.25%
	10	my partner told me that he or she loved me	24	0.12%	1.8%
	11	we thought of ourselves as a couple	82	0.4%	6.16%
	12	we talked about contraception or sexually transmitted diseases	29	0.14%	2.18%
	13	we kissed	73	0.35%	5.48%
	14	we touched each other under our clothing or with no clothes on	15	0.07%	1.13%
	15	we had sexual intercourse	14	0.07%	1.05%
	16	we touched each others' genitals (private parts)	7	0.03%	0.53%
	17	If R is male: my partner got pregnant If R is female: I got pregnant	2	0.01%	0.15%
		Total	1,331	6.42%	100%
Missing	.	missing	209	1.01%	
	97	legitimate skip	19205	92.58%	
		Total	19,414	93.58%	

Valid	Invalid	Minimum	Maximum
1331	19414	1	17

H1RX22B1 - S26RX22B_1 PARTNR1-SECOND EVENT-W1	
Type	Code
Measurement Unit	numeric
H1RX22B1	22B1. 1st RX Partner: Enter the next [second] thing that happened in your relationship.

			Frequency	% of total	% of valid
Valid	1	we went out together in a group	91	0.44%	6.9%
	2	I met my partner's parents	174	0.84%	13.2%
	3	I told other people that we were a couple	156	0.75%	11.84%
	4	I saw less of my other friends so I could spend more time with my partner	39	0.19%	2.96%
	5	we went out together alone	160	0.77%	12.14%
	6	we held hands	238	1.15%	18.06%
	7	I gave my partner a present	17	0.08%	1.29%
	8	my partner gave me a present	26	0.13%	1.97%
	9	I told my partner that I loved him or her	29	0.14%	2.2%
	10	my partner told me that he or she loved me	30	0.14%	2.28%
	11	we thought of ourselves as a couple	85	0.41%	6.45%
	12	we talked about contraception or sexually transmitted diseases	13	0.06%	0.99%
	13	we kissed	215	1.04%	16.31%
	14	we touched each other under our clothing or with no clothes on	25	0.12%	1.9%
	15	we had sexual intercourse	8	0.04%	0.61%
	16	we touched each others' genitals (private parts)	11	0.05%	0.83%
	17	If R is male: my partner got pregnant If R is female: I got pregnant	1	0%	0.08%
		Total	1,318	6.35%	100%
Missing	.	missing	222	1.07%	
	97	legitimate skip	19205	92.58%	
		Total	19,427	93.65%	

Valid	Invalid	Minimum	Maximum
1318	19427	1	17



Type	Code
Measurement Unit	numeric

H1RX22C1	22C1. 1st RX Partner: Enter the next [third] thing that happened in your relationship.
----------	--

			Frequency	% of total	% of valid
Valid	1	we went out together in a group	43	0.21%	3.31%
	2	I met my partner's parents	87	0.42%	6.69%
	3	I told other people that we were a couple	166	0.8%	12.76%
	4	I saw less of my other friends so I could spend more time with my partner	85	0.41%	6.53%
	5	we went out together alone	129	0.62%	9.92%
	6	we held hands	235	1.13%	18.06%
	7	I gave my partner a present	26	0.13%	2%
	8	my partner gave me a present	28	0.13%	2.15%
	9	I told my partner that I loved him or her	43	0.21%	3.31%
	10	my partner told me that he or she loved me	43	0.21%	3.31%
	11	we thought of ourselves as a couple	73	0.35%	5.61%
	12	we talked about contraception or sexually transmitted diseases	34	0.16%	2.61%
	13	we kissed	194	0.94%	14.91%
	14	we touched each other under our clothing or with no clothes on	67	0.32%	5.15%
	15	we had sexual intercourse	25	0.12%	1.92%
	16	we touched each others' genitals (private parts)	23	0.11%	1.77%
	17	If R is male: my partner got pregnant If R is female: I got pregnant	0	0%	0%
	Total	1,301	6.27%	100%	
Missing	.	missing	239	1.15%	
	97	legitimate skip	19205	92.58%	
	Total	19,444	93.73%		

Valid	Invalid	Minimum	Maximum
1301	19444	1	16

 H1RX22D1 - S26RX22D\_1 PARTNR1-4TH EVENT-W1

Type	Code
Measurement Unit	numeric
H1RX22D1	22D1. 1st RX Partner: Enter the next [fourth] thing that happened in your relationship.

			Frequency	% of total	% of valid
Valid	1	we went out together in a group	42	0.2%	3.26%
	2	I met my partner's parents	69	0.33%	5.36%
	3	I told other people that we were a couple	94	0.45%	7.3%
	4	I saw less of my other friends so I could spend more time with my partner	95	0.46%	7.38%
	5	we went out together alone	159	0.77%	12.35%
	6	we held hands	155	0.75%	12.04%
	7	I gave my partner a present	43	0.21%	3.34%
	8	my partner gave me a present	46	0.22%	3.57%
	9	I told my partner that I loved him or her	56	0.27%	4.35%
	10	my partner told me that he or she loved me	53	0.26%	4.12%
	11	we thought of ourselves as a couple	122	0.59%	9.48%
	12	we talked about contraception or sexually transmitted diseases	38	0.18%	2.95%
	13	we kissed	158	0.76%	12.28%
	14	we touched each other under our clothing or with no clothes on	67	0.32%	5.21%
	15	we had sexual intercourse	34	0.16%	2.64%
	16	we touched each others' genitals (private parts)	54	0.26%	4.2%
	17	If R is male: my partner got pregnant If R is female: I got pregnant	2	0.01%	0.16%
		Total	1,287	6.2%	100%
Missing	.	missing	253	1.22%	
	97	legitimate skip	19205	92.58%	
		Total	19,458	93.8%	

Valid	Invalid	Minimum	Maximum
1287	19458	1	17

 H1RX22E1 - S26RX22E\_1 PARTNR1-5TH EVENT-W1

Type	Code
Measurement Unit	numeric
H1RX22E1	22E1. 1st RX Partner: Enter the next [fifth] thing that happened in your relationship.

			Frequency	% of total	% of valid
Valid	1	we went out together in a group	42	0.2%	3.31%
	2	I met my partner's parents	60	0.29%	4.73%
	3	I told other people that we were a couple	97	0.47%	7.64%
	4	I saw less of my other friends so I could spend more time with my partner	57	0.27%	4.49%
	5	we went out together alone	126	0.61%	9.93%
	6	we held hands	141	0.68%	11.11%
	7	I gave my partner a present	55	0.27%	4.33%
	8	my partner gave me a present	74	0.36%	5.83%
	9	I told my partner that I loved him or her	67	0.32%	5.28%
	10	my partner told me that he or she loved me	65	0.31%	5.12%
	11	we thought of ourselves as a couple	122	0.59%	9.61%
	12	we talked about contraception or sexually transmitted diseases	54	0.26%	4.26%
	13	we kissed	114	0.55%	8.98%
	14	we touched each other under our clothing or with no clothes on	65	0.31%	5.12%
	15	we had sexual intercourse	55	0.27%	4.33%
	16	we touched each others' genitals (private parts)	69	0.33%	5.44%
	17	If R is male: my partner got pregnant If R is female: I got pregnant	6	0.03%	0.47%
		Total	1,269	6.12%	100%
Missing	.	missing	271	1.31%	
	97	legitimate skip	19205	92.58%	
		Total	19,476	93.88%	

Valid	Invalid	Minimum	Maximum
1269	19476	1	17

### H1RX22F1 - S26RX22F\_1 PARTNR1-6TH EVENT-W1

Type	Code
Measurement Unit	numeric
H1RX22F1	22F1. 1st RX Partner: Enter the next [sixth] thing that happened in your relationship.

			Frequency	% of total	% of valid
Valid	1	we went out together in a group	34	0.16%	2.76%
	2	I met my partner's parents	56	0.27%	4.54%
	3	I told other people that we were a couple	91	0.44%	7.37%
	4	I saw less of my other friends so I could spend more time with my partner	56	0.27%	4.54%
	5	we went out together alone	71	0.34%	5.75%
	6	we held hands	109	0.53%	8.83%
	7	I gave my partner a present	107	0.52%	8.67%
	8	my partner gave me a present	85	0.41%	6.89%
	9	I told my partner that I loved him or her	86	0.41%	6.97%
	10	my partner told me that he or she loved me	77	0.37%	6.24%
	11	we thought of ourselves as a couple	97	0.47%	7.86%
	12	we talked about contraception or sexually transmitted diseases	63	0.3%	5.11%
	13	we kissed	88	0.42%	7.13%
	14	we touched each other under our clothing or with no clothes on	82	0.4%	6.65%
	15	we had sexual intercourse	70	0.34%	5.67%
	16	we touched each others' genitals (private parts)	55	0.27%	4.46%
	17	If R is male: my partner got pregnant If R is female: I got pregnant	7	0.03%	0.57%
	Total		1,234	5.95%	100%
Missing	.	missing	306	1.48%	
	97	legitimate skip	19205	92.58%	



	Total	19,511	94.05%
--	-------	--------	--------

Valid	Invalid	Minimum	Maximum
1234	19511	1	17

### H1RX22G1 - S26RX22G\_1 PARTNR1-7TH EVENT-W1

Type	Code
Measurement Unit	numeric
H1RX22G1	22G1. 1st RX Partner: Enter the next [seventh] thing that happened in your relationship.

			Frequency	% of total	% of valid
Valid	1	we went out together in a group	26	0.13%	2.19%
	2	I met my partner's parents	48	0.23%	4.04%
	3	I told other people that we were a couple	77	0.37%	6.48%
	4	I saw less of my other friends so I could spend more time with my partner	38	0.18%	3.2%
	5	we went out together alone	53	0.26%	4.46%
	6	we held hands	48	0.23%	4.04%
	7	I gave my partner a present	100	0.48%	8.42%
	8	my partner gave me a present	125	0.6%	10.52%
	9	I told my partner that I loved him or her	107	0.52%	9.01%
	10	my partner told me that he or she loved me	119	0.57%	10.02%
	11	we thought of ourselves as a couple	77	0.37%	6.48%
	12	we talked about contraception or sexually transmitted diseases	65	0.31%	5.47%
	13	we kissed	80	0.39%	6.73%
	14	we touched each other under our clothing or with no clothes on	86	0.41%	7.24%
	15	we had sexual intercourse	65	0.31%	5.47%
	16	we touched each others' genitals (private parts)	70	0.34%	5.89%
	17	If R is male: my partner got pregnant If R is female: I got pregnant	3	0.01%	0.25%
	Total		1,188	5.73%	100%

Missing	.	missing	352	1.7%	
	97	legitimate skip	19205	92.58%	
		Total	19,557	94.27%	

Valid	Invalid	Minimum	Maximum
1188	19557	1	18

### H1RX22H1 - S26RX22H\_1 PARTNR1-8TH EVENT-W1

Type	Code
Measurement Unit	numeric
H1RX22H1	22H1. 1st RX Partner: Enter the next [eighth] thing that happened in your relationship.

			Frequency	% of total	% of valid
Valid	1	we went out together in a group	19	0.09%	1.69%
	2	I met my partner's parents	41	0.2%	3.66%
	3	I told other people that we were a couple	53	0.26%	4.73%
	4	I saw less of my other friends so I could spend more time with my partner	39	0.19%	3.48%
	5	we went out together alone	38	0.18%	3.39%
	6	we held hands	40	0.19%	3.57%
	7	I gave my partner a present	71	0.34%	6.33%
	8	my partner gave me a present	121	0.58%	10.79%
	9	I told my partner that I loved him or her	144	0.69%	12.85%
	10	my partner told me that he or she loved me	116	0.56%	10.35%
	11	we thought of ourselves as a couple	85	0.41%	7.58%
	12	we talked about contraception or sexually transmitted diseases	52	0.25%	4.64%
	13	we kissed	55	0.27%	4.91%
	14	we touched each other under our clothing or with no clothes on	85	0.41%	7.58%
	15	we had sexual intercourse	81	0.39%	7.23%
	16	we touched each others' genitals (private parts)	72	0.35%	6.42%
	17	If R is male: my partner got pregnant If R is female: I got pregnant	9	0.04%	0.8%

		Total	1,121	5.4%	100%
Missing	.	missing	419	2.02%	
	97	legitimate skip	19205	92.58%	
		Total	19,624	94.6%	

Valid	Invalid	Minimum	Maximum
1121	19624	1	17

 H1RX22I1 - S26RX22I\_1 PARTNR1-9TH EVENT-W1

Type	Code
Measurement Unit	numeric
H1RX22I1	22I1. 1st RX Partner: Enter the next [ninth] thing that happened in your relationship.

	Frequency	% of total	% of valid
--	-----------	------------	------------

Valid	1	we went out together in a group	18	0.09%	1.72%
	2	I met my partner's parents	29	0.14%	2.76%
	3	I told other people that we were a couple	24	0.12%	2.29%
	4	I saw less of my other friends so I could spend more time with my partner	44	0.21%	4.19%
	5	we went out together alone	34	0.16%	3.24%
	6	we held hands	24	0.12%	2.29%
	7	I gave my partner a present	98	0.47%	9.34%
	8	my partner gave me a present	90	0.43%	8.58%
	9	I told my partner that I loved him or her	123	0.59%	11.73%
	10	my partner told me that he or she loved me	165	0.8%	15.73%
	11	we thought of ourselves as a couple	62	0.3%	5.91%
	12	we talked about contraception or sexually transmitted diseases	62	0.3%	5.91%
	13	we kissed	51	0.25%	4.86%
	14	we touched each other under our clothing or with no clothes on	76	0.37%	7.24%
	15	we had sexual intercourse	67	0.32%	6.39%
	16	we touched each others' genitals (private parts)	76	0.37%	7.24%
	17	If R is male: my partner got pregnant If R is female: I got pregnant	6	0.03%	0.57%
		Total	1,049	5.06%	100%
Missing	.	missing	491	2.37%	
	97	legitimate skip	19205	92.58%	
		Total	19,696	94.94%	

Valid	Invalid	Minimum	Maximum
1049	19696	1	17

H1RX22J1 - S26RX22J_1 PARTNR1-10TH EVENT-W1	
Type	Code
Measurement Unit	numeric
H1RX22J1	22J1. 1st RX Partner: Enter the next [tenth] thing that happened in your relationship.

			Frequency	% of total	% of valid
Valid	1	we went out together in a group	11	0.05%	1.14%
	2	I met my partner's parents	23	0.11%	2.37%
	3	I told other people that we were a couple	25	0.12%	2.58%
	4	I saw less of my other friends so I could spend more time with my partner	35	0.17%	3.61%
	5	we went out together alone	29	0.14%	2.99%
	6	we held hands	19	0.09%	1.96%
	7	I gave my partner a present	69	0.33%	7.12%
	8	my partner gave me a present	78	0.38%	8.05%
	9	I told my partner that I loved him or her	94	0.45%	9.7%
	10	my partner told me that he or she loved me	131	0.63%	13.52%
	11	we thought of ourselves as a couple	105	0.51%	10.84%
	12	we talked about contraception or sexually transmitted diseases	81	0.39%	8.36%
	13	we kissed	61	0.29%	6.3%
	14	we touched each other under our clothing or with no clothes on	64	0.31%	6.6%
	15	we had sexual intercourse	73	0.35%	7.53%
	16	we touched each others' genitals (private parts)	60	0.29%	6.19%
	17	If R is male: my partner got pregnant If R is female: I got pregnant	11	0.05%	1.14%
		Total	969	4.67%	100%
Missing	.	missing	571	2.75%	
	97	legitimate skip	19205	92.58%	
		Total	19,776	95.33%	

Valid	Invalid	Minimum	Maximum
969	19776	1	17



Type	Code
Measurement Unit	numeric

H1RX22K1	22K1. 1st RX Partner: Enter the next [eleventh] thing that happened in your relationship.
----------	---

			Frequency	% of total	% of valid
Valid	1	we went out together in a group	14	0.07%	1.58%
	2	I met my partner's parents	19	0.09%	2.15%
	3	I told other people that we were a couple	26	0.13%	2.94%
	4	I saw less of my other friends so I could spend more time with my partner	29	0.14%	3.28%
	5	we went out together alone	25	0.12%	2.82%
	6	we held hands	11	0.05%	1.24%
	7	I gave my partner a present	56	0.27%	6.33%
	8	my partner gave me a present	55	0.27%	6.21%
	9	I told my partner that I loved him or her	98	0.47%	11.07%
	10	my partner told me that he or she loved me	77	0.37%	8.7%
	11	we thought of ourselves as a couple	61	0.29%	6.89%
	12	we talked about contraception or sexually transmitted diseases	110	0.53%	12.43%
	13	we kissed	57	0.27%	6.44%
	14	we touched each other under our clothing or with no clothes on	96	0.46%	10.85%
	15	we had sexual intercourse	69	0.33%	7.8%
	16	we touched each others' genitals (private parts)	74	0.36%	8.36%
	17	If R is male: my partner got pregnant If R is female: I got pregnant	8	0.04%	0.9%
	Total	885	4.27%	100%	
Missing	.	missing	655	3.16%	
	97	legitimate skip	19205	92.58%	
	Total	19,860	95.73%		

Valid	Invalid	Minimum	Maximum
885	19860	1	17

 H1RX22L1 - S26RX22L\_1 PARTNR1-12TH EVENT-W1

Type	Code
Measurement Unit	numeric
H1RX22L1	22L1. 1st RX Partner: Enter the next [twelfth] thing that happened in your relationship.

			Frequency	% of total	% of valid
Valid	1	we went out together in a group	18	0.09%	2.31%
	2	I met my partner's parents	28	0.13%	3.59%
	3	I told other people that we were a couple	12	0.06%	1.54%
	4	I saw less of my other friends so I could spend more time with my partner	28	0.13%	3.59%
	5	we went out together alone	12	0.06%	1.54%
	6	we held hands	4	0.02%	0.51%
	7	I gave my partner a present	28	0.13%	3.59%
	8	my partner gave me a present	46	0.22%	5.91%
	9	I told my partner that I loved him or her	46	0.22%	5.91%
	10	my partner told me that he or she loved me	55	0.27%	7.06%
	11	we thought of ourselves as a couple	30	0.14%	3.85%
	12	we talked about contraception or sexually transmitted diseases	111	0.54%	14.25%
	13	we kissed	79	0.38%	10.14%
	14	we touched each other under our clothing or with no clothes on	110	0.53%	14.12%
	15	we had sexual intercourse	84	0.4%	10.78%
	16	we touched each others' genitals (private parts)	81	0.39%	10.4%
	17	If R is male: my partner got pregnant If R is female: I got pregnant	7	0.03%	0.9%
		Total	779	3.76%	100%
Missing	.	missing	761	3.67%	
	97	legitimate skip	19205	92.58%	
		Total	19,966	96.24%	

Valid	Invalid	Minimum	Maximum
779	19966	1	17

 H1RX22M1 - S26RX22M\_1 PARTNR1-13TH EVENT-W1

Type	Code
Measurement Unit	numeric
H1RX22M1	22M1. 1st RX Partner: Enter the next [thirteenth] thing that happened in your relationship.

			Frequency	% of total	% of valid
Valid	1	we went out together in a group	8	0.04%	1.19%
	2	I met my partner's parents	15	0.07%	2.23%
	3	I told other people that we were a couple	6	0.03%	0.89%
	4	I saw less of my other friends so I could spend more time with my partner	32	0.15%	4.75%
	5	we went out together alone	11	0.05%	1.63%
	6	we held hands	2	0.01%	0.3%
	7	I gave my partner a present	22	0.11%	3.27%
	8	my partner gave me a present	30	0.14%	4.46%
	9	I told my partner that I loved him or her	25	0.12%	3.71%
	10	my partner told me that he or she loved me	22	0.11%	3.27%
	11	we thought of ourselves as a couple	18	0.09%	2.67%
	12	we talked about contraception or sexually transmitted diseases	73	0.35%	10.85%
	13	we kissed	28	0.13%	4.16%
	14	we touched each other under our clothing or with no clothes on	157	0.76%	23.33%
	15	we had sexual intercourse	105	0.51%	15.6%
	16	we touched each others' genitals (private parts)	107	0.52%	15.9%
	17	If R is male: my partner got pregnant If R is female: I got pregnant	12	0.06%	1.78%
	Total	673	3.24%	100%	
Missing	.	missing	867	4.18%	
	97	legitimate skip	19205	92.58%	
	Total	20,072	96.76%		



Valid	Invalid	Minimum	Maximum
673	20072	1	17

### H1RX22N1 - S26RX22N\_1 PARTNR1-14TH EVENT-W1

Type	Code
Measurement Unit	numeric
H1RX22N1	22N1. 1st RX Partner: Enter the next [fourteenth] thing that happened in your relationship

			Frequency	% of total	% of valid
Valid	1	we went out together in a group	6	0.03%	1.08%
	2	I met my partner's parents	14	0.07%	2.53%
	3	I told other people that we were a couple	9	0.04%	1.62%
	4	I saw less of my other friends so I could spend more time with my partner	18	0.09%	3.25%
	5	we went out together alone	7	0.03%	1.26%
	6	we held hands	3	0.01%	0.54%
	7	I gave my partner a present	23	0.11%	4.15%
	8	my partner gave me a present	24	0.12%	4.33%
	9	I told my partner that I loved him or her	22	0.11%	3.97%
	10	my partner told me that he or she loved me	17	0.08%	3.07%
	11	we thought of ourselves as a couple	12	0.06%	2.17%
	12	we talked about contraception or sexually transmitted diseases	38	0.18%	6.86%
	13	we kissed	5	0.02%	0.9%
	14	we touched each other under our clothing or with no clothes on	95	0.46%	17.15%
	15	we had sexual intercourse	131	0.63%	23.65%
	16	we touched each others' genitals (private parts)	107	0.52%	19.31%
	17	If R is male: my partner got pregnant If R is female: I got pregnant	23	0.11%	4.15%
	Total		554	2.67%	100%
Missing	.	missing	986	4.75%	
	97	legitimate skip	19205	92.58%	

	Total	20,191	97.33%
--	-------	--------	--------

Valid	Invalid	Minimum	Maximum
554	20191	1	17

### H1RX22O1 - S26RX22O\_1 PARTNR1-15TH EVENT-W1

Type	Code
Measurement Unit	numeric
H1RX22O1	22O1. 1st RX Partner: Enter the next [fifteenth] thing that happened in your relationship.

			Frequency	% of total	% of valid
Valid	1	we went out together in a group	8	0.04%	1.88%
	2	I met my partner's parents	6	0.03%	1.41%
	3	I told other people that we were a couple	9	0.04%	2.11%
	4	I saw less of my other friends so I could spend more time with my partner	16	0.08%	3.76%
	5	we went out together alone	2	0.01%	0.47%
	6	we held hands	3	0.01%	0.7%
	7	I gave my partner a present	19	0.09%	4.46%
	8	my partner gave me a present	23	0.11%	5.4%
	9	I told my partner that I loved him or her	11	0.05%	2.58%
	10	my partner told me that he or she loved me	17	0.08%	3.99%
	11	we thought of ourselves as a couple	6	0.03%	1.41%
	12	we talked about contraception or sexually transmitted diseases	32	0.15%	7.51%
	13	we kissed	6	0.03%	1.41%
	14	we touched each other under our clothing or with no clothes on	18	0.09%	4.23%
	15	we had sexual intercourse	104	0.5%	24.41%
	16	we touched each others' genitals (private parts)	129	0.62%	30.28%
	17	If R is male: my partner got pregnant If R is female: I got pregnant	17	0.08%	3.99%
	Total		426	2.05%	100%

Missing	.	missing	1114	5.37%	
	97	legitimate skip	19205	92.58%	
		Total	20,319	97.95%	

Valid	Invalid	Minimum	Maximum
426	20319	1	17

### H1RX22P1 - S26RX22P\_1 PARTNR1-16TH EVENT-W1

Type	Code
Measurement Unit	numeric
H1RX22P1	22P1. 1st RX Partner: Enter the next [sixteenth] thing that happened in your relationship.

			Frequency	% of total	% of valid
Valid	1	we went out together in a group	4	0.02%	1.59%
	2	I met my partner's parents	5	0.02%	1.99%
	3	I told other people that we were a couple	5	0.02%	1.99%
	4	I saw less of my other friends so I could spend more time with my partner	10	0.05%	3.98%
	5	we went out together alone	2	0.01%	0.8%
	6	we held hands	1	0%	0.4%
	7	I gave my partner a present	8	0.04%	3.19%
	8	my partner gave me a present	9	0.04%	3.59%
	9	I told my partner that I loved him or her	8	0.04%	3.19%
	10	my partner told me that he or she loved me	6	0.03%	2.39%
	11	we thought of ourselves as a couple	5	0.02%	1.99%
	12	we talked about contraception or sexually transmitted diseases	15	0.07%	5.98%
	13	we kissed	1	0%	0.4%
	14	we touched each other under our clothing or with no clothes on	6	0.03%	2.39%
	15	we had sexual intercourse	64	0.31%	25.5%
	16	we touched each others' genitals (private parts)	23	0.11%	9.16%
	17	If R is male: my partner got pregnant If R is female: I got pregnant	78	0.38%	31.08%

		Total	251	1.21%	100%
Missing	.	missing	1289	6.21%	
	97	legitimate skip	19205	92.58%	
		Total	20,494	98.79%	

Valid	Invalid	Minimum	Maximum
251	20494	1	18

### H1RX22Q1 - S26RX22Q\_1 PARTNR1-17TH EVENT-W1

Type	Code
Measurement Unit	numeric
H1RX22Q1	22Q1. 1st RX Partner: Enter the next [seventeenth] thing that happened in your relationship.

			Frequency	% of total	% of valid
Valid	2	I met my partner's parents	1	0%	3.7%
	6	we held hands	1	0%	3.7%
	8	my partner gave me a present	1	0%	3.7%
	16	we touched each others' genitals (private parts)	1	0%	3.7%
	17	If R is male: my partner got pregnant If R is female: I got pregnant	21	0.1%	77.78%
	18	we got married	2	0.01%	7.41%
		Total	27	0.13%	100%
Missing	.	missing	1513	7.29%	
	97	legitimate skip	19205	92.58%	
		Total	20,718	99.87%	

Valid	Invalid	Minimum	Maximum
27	20718	2	18

### H1RX22R1 - S26RX22R\_1 PARTNR1-18TH EVENT-W1

Type	Code
Measurement Unit	numeric
H1RX22R1	22R1. 1st RX Partner: Enter the next [eighteenth] thing that happened in your relationship.

			Frequency
Missing	.	missing	1540
	97	legitimate skip	19205

Valid	Invalid
0	20745

### H1RX24A1 - S26RX24A1-PARTNR1-SEXUAL INTERCOURSE-W1

Type	Code
Measurement Unit	numeric
H1RX24A1	24A1. 1st RX Partner: [If R is male:] When you had sexual intercourse with {INITIALS} did you insert your penis into her vagina? [If R is female:] When you had sexual intercourse with {INITIALS} did he insert his penis into your vagina?

			Frequency	% of total	% of valid
Valid	0	no	71	0.34%	6.2%
	1	yes	1075	5.18%	93.8%
	Total		1,146	5.52%	100%
Missing	6	refused	2	0.01%	
	7	legitimate skip	19590	94.43%	
	8	don't know	7	0.03%	
	Total		19,599	94.48%	

Valid	Invalid	Minimum	Maximum
1146	19599	0	1

### H1RX25M1 - S26RX25\_1M PARTNR1-FIRST TIME SEX-MO-W1

Type	Code
Measurement Unit	numeric
H1RX25M1	25M1. 1st RX Partner: In what month [and year] did you first have sexual intercourse with {INITIALS}?

			Frequency	% of total	% of valid
Valid	1	January	62	0.3%	7.13%
	2	February	65	0.31%	7.48%
	3	March	90	0.43%	10.36%
	4	April	89	0.43%	10.24%
	5	May	108	0.52%	12.43%
	6	June	124	0.6%	14.27%
	7	July	83	0.4%	9.55%
	8	August	77	0.37%	8.86%
	9	September	45	0.22%	5.18%
	10	October	51	0.25%	5.87%
	11	November	33	0.16%	3.8%
	12	December	42	0.2%	4.83%

		Total	869	4.19%	100%
Missing	96	refused	9	0.04%	
	97	legitimate skip	19670	94.82%	
	98	don't know	197	0.95%	
		Total	19,876	95.81%	

Valid	Invalid	Minimum	Maximum
869	19876	1	12

### H1RX25Y1 - S26RX25\_1Y PARTNR1-FIRST TIME SEX-YR-W1

Type	Code
Measurement Unit	numeric
H1RX25Y1	25Y1. 1st RX Partner: In what [month and] year did you first have sexual intercourse with {INITIALS}?

			Frequency	% of total	% of valid
Valid	85	1985	1	0%	0.11%
	88	1988	1	0%	0.11%
	89	1989	4	0.02%	0.44%
	90	1990	10	0.05%	1.1%
	91	1991	11	0.05%	1.21%
	92	1992	34	0.16%	3.73%
	93	1993	103	0.5%	11.29%
	94	1994	319	1.54%	34.98%
	95	1995	429	2.07%	47.04%
		Total		912	4.4%
Missing	.	missing	4	0.02%	
	96	refused	10	0.05%	
	97	legitimate skip	19670	94.82%	
	98	don't know	148	0.71%	
	99	not applicable	1	0%	
	Total		19,833	95.6%	

Valid	Invalid	Minimum	Maximum
912	19833	85	95

### H1RX26M1 - S26RX26\_1M PARTNR1-MOST RECENT SEX-MO-W1

Type	Code
Measurement Unit	numeric

H1RX26M1	26M1. 1st RX Partner: In what month [and year] did you have sexual intercourse with {INITIALS} most recently?
----------	---

			Frequency	% of total	% of valid
Valid	1	January	41	0.2%	4.65%
	2	February	61	0.29%	6.92%
	3	March	63	0.3%	7.15%
	4	April	89	0.43%	10.1%
	5	May	146	0.7%	16.57%
	6	June	159	0.77%	18.05%
	7	July	115	0.55%	13.05%
	8	August	90	0.43%	10.22%
	9	September	38	0.18%	4.31%
	10	October	25	0.12%	2.84%
	11	November	19	0.09%	2.16%
	12	December	35	0.17%	3.97%
		Total	881	4.25%	100%
Missing	96	refused	20	0.1%	
	97	legitimate skip	19670	94.82%	
	98	don't know	174	0.84%	
		Total	19,864	95.75%	

Valid	Invalid	Minimum	Maximum
881	19864	1	12

### H1RX26Y1 - S26RX26\_1Y PARTNR1-MOST RECENT SEX-YR-W1

Type	Code
Measurement Unit	numeric
H1RX26Y1	26Y1. 1st RX Partner: In what [month and] year did you have sexual intercourse with {INITIALS} most recently?

			Frequency	% of total	% of valid
Valid	87	1987	1	0%	0.11%
	88	1988	1	0%	0.11%
	89	1989	1	0%	0.11%
	90	1990	4	0.02%	0.43%
	91	1991	3	0.01%	0.33%
	92	1992	8	0.04%	0.87%
	93	1993	39	0.19%	4.24%
	94	1994	226	1.09%	24.57%
	95	1995	637	3.07%	69.24%
		Total	920	4.43%	100%

Missing	.	missing	4	0.02%	
	96	refused	20	0.1%	
	97	legitimate skip	19670	94.82%	
	98	don't know	131	0.63%	
		Total	19,825	95.57%	

Valid	Invalid	Minimum	Maximum
920	19825	87	95

### H1RX27\_1 - S26RX27\_1 PARTNR1-SEX MORE THEN ONCE-W1

Type	Code
Measurement Unit	numeric
H1RX27_1	27_1. 1st RX Partner: Did you and {INITIALS} have intercourse once, or more than once?

			Frequency	% of total	% of valid
Valid	1	once	253	1.22%	48.75%
	2	more than once	266	1.28%	51.25%
		Total	519	2.5%	100%
Missing	6	refused	2	0.01%	
	7	legitimate skip	20223	97.48%	
	8	don't know	1	0%	
		Total	20,226	97.5%	

Valid	Invalid	Minimum	Maximum
519	20226	1	2

### H1RX28\_1 - S26RX28\_1 PARTNR1-USE BIRTHCONTROL-W1

Type	Code
Measurement Unit	numeric
H1RX28_1	28_1. 1st RX Partner: Did you or {INITIALS} use any method of birth control?

			Frequency	% of total	% of valid
Valid	0	no	83	0.4%	32.94%
	1	yes	169	0.81%	67.06%
		Total	252	1.21%	100%
Missing	7	legitimate skip	20492	98.78%	
	8	don't know	1	0%	
		Total	20,493	98.79%	

Valid	Invalid	Minimum	Maximum
-------	---------	---------	---------



252	20493	0	1
-----	-------	---	---

### H1RX29A1 - S26RX29A\_1 PARTNR1-METHOD 1-W1

Type	Code
Measurement Unit	numeric
H1RX29A1	29A1. 1st RX Partner: What method of birth control did you or your partner use?

			Frequency	% of total	% of valid
Valid	1	condoms (rubbers)	160	0.77%	94.67%
	2	withdrawal	2	0.01%	1.18%
	4	birth control pills	4	0.02%	2.37%
	10	ring	1	0%	0.59%
	11	Depo Provera	1	0%	0.59%
	13	some other method	1	0%	0.59%
		Total	169	0.81%	100%
Missing	97	legitimate skip	20576	99.19%	
		Total	20,576	99.19%	

Valid	Invalid	Minimum	Maximum
169	20576	1	13

### H1RX29B1 - S26RX29B\_1 PARTNR1-METHOD 2-W1

Type	Code
Measurement Unit	numeric
H1RX29B1	29B1. 1st RX Partner: What other method of birth control did you or your partner use?

			Frequency	% of total	% of valid
Valid	1	condoms (rubbers)	2	0.01%	1.19%
	2	withdrawal	9	0.04%	5.36%
	4	birth control pills	28	0.13%	16.67%
	11	Depo Provera	1	0%	0.6%
	12	contraceptive film	1	0%	0.6%
	14	no other method	127	0.61%	75.6%
		Total	168	0.81%	100%
Missing	96	refused	1	0%	
	97	legitimate skip	20576	99.19%	
		Total	20,577	99.19%	

Valid	Invalid	Minimum	Maximum
-------	---------	---------	---------

168	20577	1	14
-----	-------	---	----

### H1RX29C1 - S26RX29C\_1 PARTNR1-METHOD 3-W1

Type	Code
Measurement Unit	numeric
H1RX29C1	29C1. 1st RX Partner: What other method of birth control did you or your partner use?

			Frequency	% of total	% of valid
Valid	1	condoms (rubbers)	1	0%	2.5%
	2	withdrawal	2	0.01%	5%
	3	rhythm (safe time)	2	0.01%	5%
	4	birth control pills	2	0.01%	5%
	12	contraceptive film	1	0%	2.5%
	13	some other method	2	0.01%	5%
	14	no other method	30	0.14%	75%
		Total	40	0.19%	100%
Missing	96	refused	1	0%	
	97	legitimate skip	20704	99.8%	
		Total	20,705	99.81%	

Valid	Invalid	Minimum	Maximum
40	20705	1	14

### H1RX30\_1 - S26RX30\_1 PARTNR1-USE A CONDOM-W1

Type	Code
Measurement Unit	numeric
H1RX30_1	30_1. 1st RX Partner: Was a condom used when you had sexual intercourse with {INITIALS}?

			Frequency	% of total	% of valid
Valid	0	no	5	0.02%	71.43%
	1	yes	2	0.01%	28.57%
		Total	7	0.03%	100%
Missing	7	legitimate skip	20738	99.97%	
		Total	20,738	99.97%	

Valid	Invalid	Minimum	Maximum
7	20738	0	1

 H1RX31\_1 - S26RX31\_1 PARTNR1-USE OTHER METHOD-W1

Type	Code
Measurement Unit	numeric
H1RX31_1	31_1. 1st RX Partner: During the month when you and {INITIALS} had sexual intercourse, did either of you ever use any method of birth control?

			Frequency	% of total	% of valid
Valid	0	no	87	0.42%	33.08%
	1	yes	176	0.85%	66.92%
Total			263	1.27%	100%
Missing	6	refused	3	0.01%	
	7	legitimate skip	20476	98.7%	
	8	don't know	3	0.01%	
Total			20,482	98.73%	

Valid	Invalid	Minimum	Maximum
263	20482	0	1

 H1RX32\_1 - S26RX32\_1 PARTNR1-BIRTHCONTROL ALWAYS-W1

Type	Code
Measurement Unit	numeric
H1RX32_1	32_1. 1st RX Partner: Did one or the other of you use some method of birth control every time you and {INITIALS} had intercourse?

			Frequency	% of total	% of valid
Valid	0	no	28	0.13%	15.91%
	1	yes	148	0.71%	84.09%
Total			176	0.85%	100%
Missing	7	legitimate skip	20569	99.15%	
	Total		20,569	99.15%	

Valid	Invalid	Minimum	Maximum
176	20569	0	1

 H1RX33A1 - S26RX33A\_1 PARTNR1-METHOD 1-W1

Type	Code
Measurement Unit	numeric

H1RX33A1	33A1. 1st RX Partner: What method of birth control did you or your partner use?
----------	---

			Frequency	% of total	% of valid
Valid	1	condoms (rubbers)	156	0.75%	89.14%
	2	withdrawal	3	0.01%	1.71%
	3	rhythm (safe time)	2	0.01%	1.14%
	4	birth control pills	9	0.04%	5.14%
	9	Norplant	1	0%	0.57%
	11	Depo Provera	3	0.01%	1.71%
	12	contraceptive film	1	0%	0.57%
		Total	175	0.84%	100%
Missing	97	legitimate skip	20569	99.15%	
	98	don't know	1	0%	
		Total	20,570	99.16%	

Valid	Invalid	Minimum	Maximum
175	20570	1	12

### H1RX33B1 - S26RX33B\_1 PARTNR1-METHOD 2-W1

Type	Code
Measurement Unit	numeric
H1RX33B1	33B1. 1st RX Partner: What other method of birth control did you or your partner use?

			Frequency	% of total	% of valid
Valid	1	condoms (rubbers)	31	0.15%	17.71%
	2	withdrawal	14	0.07%	8%
	3	rhythm (safe time)	6	0.03%	3.43%
	4	birth control pills	29	0.14%	16.57%
	5	vaginal sponge	1	0%	0.57%
	6	foam, jelly, creme, suppositories	1	0%	0.57%
	9	Norplant	1	0%	0.57%
	10	ring	1	0%	0.57%
	11	Depo Provera	3	0.01%	1.71%
	13	some other method	3	0.01%	1.71%
	14	no other method	85	0.41%	48.57%
		Total	175	0.84%	100%
	Missing	.	missing	1	0%
97		legitimate skip	20569	99.15%	
		Total	20,570	99.16%	

Valid	Invalid	Minimum	Maximum
175	20570	1	14

### H1RX33C1 - S26RX33C\_1 PARTNR1-METHOD 3-W1

Type	Code
Measurement Unit	numeric
H1RX33C1	33C1. 1st RX Partner: What other method of birth control did you or your partner use?

			Frequency	% of total	% of valid
Valid	1	condoms (rubbers)	24	0.12%	26.97%
	2	withdrawal	1	0%	1.12%
	3	rhythm (safe time)	3	0.01%	3.37%
	4	birth control pills	6	0.03%	6.74%
	5	vaginal sponge	2	0.01%	2.25%
	9	Norplant	3	0.01%	3.37%
	12	contraceptive film	1	0%	1.12%
	13	some other method	4	0.02%	4.49%
	14	no other method	45	0.22%	50.56%
		Total	89	0.43%	100%
Missing	.	missing	1	0%	
	96	refused	1	0%	
	97	legitimate skip	20654	99.56%	
		Total	20,656	99.57%	

Valid	Invalid	Minimum	Maximum
89	20656	1	14

### H1RX34\_1 - S26RX34\_1 PARTNR1-EVER USE CONDOM-W1

Type	Code
Measurement Unit	numeric
H1RX34_1	34_1. 1st RX Partner: Was a condom ever used when you had sexual intercourse with {INITIALS}?

			Frequency	% of total	% of valid
Valid	0	no	7	0.03%	70%
	1	yes	3	0.01%	30%
		Total	10	0.05%	100%
Missing	7	legitimate skip	20735	99.95%	
		Total	20,735	99.95%	

Valid	Invalid	Minimum	Maximum
10	20735	0	1

### H1RX35\_1 - S26RX35\_1 PARTNR1-USE >1 METHOD-W1

Type	Code
Measurement Unit	numeric
H1RX35_1	35_1. 1st RX Partner: Did you and {INITIALS} use more than one birth control method at the same time, or did you use these methods at different times?

			Frequency	% of total	% of valid
Valid	1	you used more than one method at the same time	41	0.2%	62.12%
	2	you used only one method at a time, but the method chosen was different from time to time	18	0.09%	27.27%
	3	sometimes used only one method, and sometimes we used more than one	7	0.03%	10.61%
		Total	66	0.32%	100%
Missing	.	missing	1	0%	
	7	legitimate skip	20678	99.68%	
		Total	20,679	99.68%	

Valid	Invalid	Minimum	Maximum
66	20679	1	3

### H1RX36\_1 - S26RX35\_1 PARTNR1-USE BIRTHCONTROL-W1

Type	Code
Measurement Unit	numeric
H1RX36_1	36_1. 1st RX Partner: Between {FIRST DATE} and {LAST DATE}, when you and {INITIALS} had sexual intercourse, did one or the other of you ever use any method of birth control?

			Frequency	% of total	% of valid
Valid	0	no	133	0.64%	20.12%
	1	yes	528	2.55%	79.88%
		Total	661	3.19%	100%
Missing	6	refused	1	0%	
	7	legitimate skip	20082	96.8%	
	8	don't know	1	0%	

		Total	20,084	96.81%	
--	--	-------	--------	--------	--

Valid	Invalid	Minimum	Maximum
661	20084	0	1

### H1RX37\_1 - S26RX37\_1 PARTNR1-ALWAYS BIRTHCONTROL-W1

Type	Code
Measurement Unit	numeric
H1RX37_1	37_1. 1st RX Partner: Throughout these months, did one or the other of you use some method of birth control every time you and {INITIALS} had intercourse?

			Frequency	% of total	% of valid
Valid	0	no	129	0.62%	24.43%
	1	yes	399	1.92%	75.57%
		Total	528	2.55%	100%
Missing	7	legitimate skip	20217	97.45%	
		Total	20,217	97.45%	

Valid	Invalid	Minimum	Maximum
528	20217	0	1

### H1RX38A1 - S26RX38A\_1 PARTNR1-METHOD 1-W1

Type	Code
Measurement Unit	numeric
H1RX38A1	38A1. 1st RX Partner: What method of birth control did you or your partner use?

			Frequency	% of total	% of valid
Valid	1	condoms (rubbers)	466	2.25%	88.43%
	2	withdrawal	11	0.05%	2.09%
	4	birth control pills	33	0.16%	6.26%
	9	Norplant	2	0.01%	0.38%
	10	ring	1	0%	0.19%
	11	Depo Provera	3	0.01%	0.57%
	12	contraceptive film	4	0.02%	0.76%
	13	some other method	7	0.03%	1.33%
		Total	527	2.54%	100%
Missing	97	legitimate skip	20217	97.45%	
	98	don't know	1	0%	

	Total	20,218	97.46%	
--	-------	--------	--------	--

Valid	Invalid	Minimum	Maximum
527	20218	1	13

### H1RX38B1 - S26RX38B\_1 PARTNR1-METHOD 2-W1

Type	Code
Measurement Unit	numeric
H1RX38B1	38B1. 1st RX Partner: What other method of birth control did you or your partner use?

			Frequency	% of total	% of valid
Valid	1	condoms (rubbers)	32	0.15%	6.11%
	2	withdrawal	58	0.28%	11.07%
	3	rhythm (safe time)	9	0.04%	1.72%
	4	birth control pills	101	0.49%	19.27%
	5	vaginal sponge	4	0.02%	0.76%
	6	foam, jelly, creme, suppositories	2	0.01%	0.38%
	7	diaphragm, with or without jelly	2	0.01%	0.38%
	8	IUD (intrauterine device)	1	0%	0.19%
	9	Norplant	1	0%	0.19%
	11	Depo Provera	12	0.06%	2.29%
	13	some other method	3	0.01%	0.57%
	14	no other method	299	1.44%	57.06%
		Total	524	2.53%	100%
	Missing	.	missing	1	0%
96		refused	2	0.01%	
97		legitimate skip	20217	97.45%	
98		don't know	1	0%	
	Total	20,221	97.47%		

Valid	Invalid	Minimum	Maximum
524	20221	1	14

### H1RX38C1 - S26RX38C\_1 PARTNR1-METHOD 3-W1

Type	Code
Measurement Unit	numeric
H1RX38C1	38C1. 1st RX Partner: What other method of birth control did you or your partner use?

	Frequency	% of total	% of valid
--	-----------	------------	------------



Valid	1	condoms (rubbers)	5	0.02%	2.25%
	2	withdrawal	10	0.05%	4.5%
	3	rhythm (safe time)	10	0.05%	4.5%
	4	birth control pills	17	0.08%	7.66%
	5	vaginal sponge	3	0.01%	1.35%
	6	foam, jelly, creme, suppositories	9	0.04%	4.05%
	9	Norplant	1	0%	0.45%
	11	Depo Provera	2	0.01%	0.9%
	12	contraceptive film	5	0.02%	2.25%
	13	some other method	3	0.01%	1.35%
	14	no other method	157	0.76%	70.72%
		Total	222	1.07%	100%
Missing	.	missing	2	0.01%	
	97	legitimate skip	20518	98.91%	
	98	don't know	3	0.01%	
		Total	20,523	98.93%	

Valid	Invalid	Minimum	Maximum
222	20523	1	14

### H1RX39\_1 - S26RX39\_1 PARTNR1-EVER USE CONDOM-W1

Type	Code
Measurement Unit	numeric
H1RX39_1	39_1. 1st RX Partner: Was a condom ever used when you had intercourse with {INITIALS}?

			Frequency	% of total	% of valid
Valid	0	no	28	0.13%	71.79%
	1	yes	11	0.05%	28.21%
		Total	39	0.19%	100%
Missing	7	legitimate skip	20706	99.81%	
		Total	20,706	99.81%	

Valid	Invalid	Minimum	Maximum
39	20706	0	1

### H1RX40\_1 - S26RX40\_1 PARTNR1-USE >1 METHOD-W1

Type	Code
Measurement Unit	numeric

H1RX40_1	40_1. 1st RX Partner: Did you and {INITIALS} use more than one method of birth control at the same time, or did you use these methods at different times?
----------	---

			Frequency	% of total	% of valid
Valid	1	we used more than one method at the same time	101	0.49%	46.76%
	2	we used only one method at a time, but the method we chose was different from time to time	69	0.33%	31.94%
	3	sometimes we used only one method, and sometimes we used more than on.	46	0.22%	21.3%
Total			216	1.04%	100%
Missing	.	missing	2	0.01%	
	7	legitimate skip	20525	98.94%	
	8	don't know	2	0.01%	
Total			20,529	98.96%	

Valid	Invalid	Minimum	Maximum
216	20529	1	3

### H1RX41\_1 - S26RX41\_1 PARTNR1-NO. TIMES HAD SEX-W1

Type	Numeric (Double)
H1RX41_1	41_1. 1st RX Partner: About how many times have you and {INITIALS} had sexual intercourse since {FIRST INTERCOURSE DATE}?

			Frequency	% of total	% of valid
Missing	9996	refused	3	0.01%	
	9997	legitimate skip	20217	97.45%	
	9998	don't know	25	0.12%	
Total			20,245	97.59%	

Valid	Invalid	Minimum	Maximum	Mean	StdDev
500	20245	1	999	28.66	81.485877...

### H1NR13\_1 - S26Q13 PARTNR1-AGE-W1

Type	Numeric (Double)
H1NR13_1	13_1. 1st NR Partner: How old is {INITIALS}?

			Frequency	% of total	% of valid
--	--	--	-----------	------------	------------

Missing	.	missing	2192	10.57%	
	96	refused	6	0.03%	
	97	legitimate skip	16867	81.31%	
	98	don't know	14	0.07%	
		Total	19,079	91.97%	

Valid	Invalid	Minimum	Maximum	Mean	StdDev
1666	19079	1	81	17.585234...	3.6653066...

### 

Type	Code
Measurement Unit	numeric
H1NR14_1	14_1. 1st NR Partner: [If SCHOOL YEAR:] Does {INITIALS} go to {SAMPLE SCHOOL} or {SISTER SCHOOL} now? [If SUMMER:] Did {INITIALS} go to {SAMPLE SCHOOL} or {SISTER SCHOOL} during the 1994-95 school year?

			Frequency	% of total	% of valid
Valid	0	no	1043	5.03%	66.99%
	1	yes	514	2.48%	33.01%
		Total	1,557	7.51%	100%
Missing	.	missing	2311	11.14%	
	6	refused	6	0.03%	
	7	legitimate skip	16867	81.31%	
	8	don't know	4	0.02%	
		Total	19,188	92.49%	

Valid	Invalid	Minimum	Maximum
1557	19188	0	1

### 

Type	Code
Measurement Unit	numeric
H1NR15_1	15_1. 1st NR Partner: What is {INITIALS}'s sex?

			Frequency	% of total	% of valid
Valid	1	male	640	3.09%	38.05%
	2	female	1042	5.02%	61.95%
		Total	1,682	8.11%	100%

Missing	.	missing	2191	10.56%	
	6	refused	4	0.02%	
	7	legitimate skip	16867	81.31%	
	8	don't know	1	0%	
		Total	19,063	91.89%	

Valid	Invalid	Minimum	Maximum
1682	19063	1	2

### H1NR16\_1 - S26Q16 PARTNR1-HISPANIC/LATINO-W1

Type	Code
Measurement Unit	numeric
H1NR16_1	16_1. 1st NR Partner: Is {INITIALS} of Hispanic or Latino origin?

			Frequency	% of total	% of valid
Valid	0	no	1402	6.76%	83.5%
	1	yes	277	1.34%	16.5%
		Total	1,679	8.09%	100%
Missing	.	missing	2191	10.56%	
	6	refused	5	0.02%	
	7	legitimate skip	16867	81.31%	
	8	don't know	3	0.01%	
		Total	19,066	91.91%	

Valid	Invalid	Minimum	Maximum
1679	19066	0	1

### H1NR17A1 - S26Q17A PARTNR1-MEXICAN-W1

Type	Code
Measurement Unit	numeric
H1NR17A1	17A1. 1st NR Partner: What is {INITIALS}'s Hispanic or Latino background (You may choose more than one answer): Mexican/Mexican American

			Frequency	% of total	% of valid
Valid	0	not marked	142	0.68%	52.59%
	1	marked	128	0.62%	47.41%
		Total	270	1.3%	100%
Missing	.	missing	2191	10.56%	
	7	legitimate skip	18277	88.1%	
	8	don't know	7	0.03%	

		Total	20,475	98.7%	
--	--	-------	--------	-------	--

Valid	Invalid	Minimum	Maximum
270	20475	0	1

### H1NR17B1 - S26Q17B PARTNR1-CHICANO-W1

Type	Code
Measurement Unit	numeric
H1NR17B1	17B1. 1st NR Partner: What is {INITIALS}'s Hispanic or Latino background (You may choose more than one answer): Chicano/Chicana

			Frequency	% of total	% of valid
Valid	0	not marked	246	1.19%	91.11%
	1	marked	24	0.12%	8.89%
		Total	270	1.3%	100%
Missing	.	missing	2191	10.56%	
	7	legitimate skip	18277	88.1%	
	8	don't know	7	0.03%	
		Total	20,475	98.7%	

Valid	Invalid	Minimum	Maximum
270	20475	0	1

### H1NR17C1 - S26Q17C PARTNR1-CUBAN-W1

Type	Code
Measurement Unit	numeric
H1NR17C1	17C1. 1st NR Partner: What is {INITIALS}'s Hispanic or Latino background (You may choose more than one answer): Cuban/Cuban American

			Frequency	% of total	% of valid
Valid	0	not marked	243	1.17%	90%
	1	marked	27	0.13%	10%
		Total	270	1.3%	100%
Missing	.	missing	2191	10.56%	
	7	legitimate skip	18277	88.1%	
	8	don't know	7	0.03%	
		Total	20,475	98.7%	

Valid	Invalid	Minimum	Maximum
270	20475	0	1

 H1NR17D1 - S26Q17D PARTNR1-PUERTO RICAN-W1

Type	Code
Measurement Unit	numeric
H1NR17D1	17D1. 1st NR Partner: What is {INITIALS}'s Hispanic or Latino background (You may choose more than one answer): Puerto Rican

			Frequency	% of total	% of valid
Valid	0	not marked	209	1.01%	77.41%
	1	marked	61	0.29%	22.59%
Total			270	1.3%	100%
Missing	.	missing	2191	10.56%	
	7	legitimate skip	18277	88.1%	
	8	don't know	7	0.03%	
Total			20,475	98.7%	

Valid	Invalid	Minimum	Maximum
270	20475	0	1

 H1NR17E1 - S26Q17E PARTNR1-CENTRAL/S AMERICAN-W1

Type	Code
Measurement Unit	numeric
H1NR17E1	17E1. 1st NR Partner: What is {INITIALS}'s Hispanic or Latino background (You may choose more than one answer): Central/South American

			Frequency	% of total	% of valid
Valid	0	not marked	256	1.23%	94.81%
	1	marked	14	0.07%	5.19%
Total			270	1.3%	100%
Missing	.	missing	2191	10.56%	
	7	legitimate skip	18277	88.1%	
	8	don't know	7	0.03%	
Total			20,475	98.7%	

Valid	Invalid	Minimum	Maximum
270	20475	0	1

 H1NR17F1 - S26Q17F PARTNR1-OTHER HISPANIC-W1

Type	Code
Measurement Unit	numeric

H1NR17F1	17F1. 1st NR Partner: What is {INITIALS}'s Hispanic or Latino background (You may choose more than one answer): other Hispanic
----------	--

			Frequency	% of total	% of valid
Valid	0	not marked	238	1.15%	88.15%
	1	marked	32	0.15%	11.85%
Total			270	1.3%	100%
Missing	.	missing	2191	10.56%	
	7	legitimate skip	18277	88.1%	
	8	don't know	7	0.03%	
Total			20,475	98.7%	

Valid	Invalid	Minimum	Maximum
270	20475	0	1

### H1NR18A1 - S26Q18A PARTNR1-WHITE-W1

Type	Code
Measurement Unit	numeric
H1NR18A1	18A1. 1st NR Partner: What is {INITIALS}'s race (If {INITIALS} is of mixed race, you may choose more than one answer): white

			Frequency	% of total	% of valid
Valid	0	not marked	773	3.73%	46.04%
	1	marked	906	4.37%	53.96%
Total			1,679	8.09%	100%
Missing	.	missing	2191	10.56%	
	6	refused	5	0.02%	
	7	legitimate skip	16867	81.31%	
	8	don't know	3	0.01%	
Total			19,066	91.91%	

Valid	Invalid	Minimum	Maximum
1679	19066	0	1

### H1NR18B1 - S26Q18B PARTNR1-AFRICAN AMERICAN-W1

Type	Code
Measurement Unit	numeric
H1NR18B1	18B1. 1st NR Partner: What is {INITIALS}'s race (If {INITIALS} is of mixed race, you may choose more than one answer): black or African American

			Frequency	% of total	% of valid
--	--	--	-----------	------------	------------

Valid	0	not marked	1149	5.54%	68.43%
	1	marked	530	2.55%	31.57%
		Total	1,679	8.09%	100%
Missing	.	missing	2191	10.56%	
	6	refused	5	0.02%	
	7	legitimate skip	16867	81.31%	
	8	don't know	3	0.01%	
		Total	19,066	91.91%	

Valid	Invalid	Minimum	Maximum
1679	19066	0	1

### H1NR18C1 - S26Q18C PARTNR1-AMERICAN INDIAN-W1

Type	Code
Measurement Unit	numeric
H1NR18C1	18C1. 1st NR Partner: What is {INITIALS}'s race (If {INITIALS} is of mixed race, you may choose more than one answer): American Indian or Native American

			Frequency	% of total	% of valid
Valid	0	not marked	1645	7.93%	97.97%
	1	marked	34	0.16%	2.03%
		Total	1,679	8.09%	100%
Missing	.	missing	2191	10.56%	
	6	refused	5	0.02%	
	7	legitimate skip	16867	81.31%	
	8	don't know	3	0.01%	
		Total	19,066	91.91%	

Valid	Invalid	Minimum	Maximum
1679	19066	0	1

### H1NR18D1 - S26Q18D PARTNR1-ASIAN-W1

Type	Code
Measurement Unit	numeric
H1NR18D1	18D1. 1st NR Partner: What is {INITIALS}'s race (If {INITIALS} is of mixed race, you may choose more than one answer): Asian or Pacific Islander

			Frequency	% of total	% of valid
Valid	0	not marked	1623	7.82%	96.66%
	1	marked	56	0.27%	3.34%



		Total	1,679	8.09%	100%
Missing	.	missing	2191	10.56%	
	6	refused	5	0.02%	
	7	legitimate skip	16867	81.31%	
	8	don't know	3	0.01%	
		Total	19,066	91.91%	

Valid	Invalid	Minimum	Maximum
1679	19066	0	1

### H1NR18E1 - S26Q18E PARTNR1-OTHER-W1

Type	Code
Measurement Unit	numeric
H1NR18E1	18E1. 1st NR Partner: What is {INITIALS}'s race (If {INITIALS} is of mixed race, you may choose more than one answer): other

			Frequency	% of total	% of valid
Valid	0	not marked	1484	7.15%	88.39%
	1	marked	195	0.94%	11.61%
		Total	1,679	8.09%	100%
Missing	.	missing	2191	10.56%	
	6	refused	5	0.02%	
	7	legitimate skip	16867	81.31%	
	8	don't know	3	0.01%	
		Total	19,066	91.91%	

Valid	Invalid	Minimum	Maximum
1679	19066	0	1

### H1NR19A1 - S26Q19A\_1 PARTNR1-CHINESE-W1

Type	Code
Measurement Unit	numeric
H1NR19A1	19A1. 1st NR Partner: What is {INITIALS}'s Asian background (You may choose more than one answer): Chinese

			Frequency	% of total	% of valid
Valid	0	not marked	52	0.25%	92.86%
	1	marked	4	0.02%	7.14%
		Total	56	0.27%	100%

Missing	.	missing	2191	10.56%	
	7	legitimate skip	18498	89.17%	
		Total	20,689	99.73%	

Valid	Invalid	Minimum	Maximum
56	20689	0	1

### H1NR19B1 - S26Q19B\_1 PARTNR1-FILIPINO-W1

Type	Code
Measurement Unit	numeric
H1NR19B1	19B1. 1st NR Partner: What is {INITIALS}'s Asian background (You may choose more than one answer): Filipino

			Frequency	% of total	% of valid
Valid	0	not marked	32	0.15%	57.14%
	1	marked	24	0.12%	42.86%
		Total	56	0.27%	100%
Missing	.	missing	2191	10.56%	
	7	legitimate skip	18498	89.17%	
		Total	20,689	99.73%	

Valid	Invalid	Minimum	Maximum
56	20689	0	1

### H1NR19C1 - S26Q19C\_1 PARTNR1-JAPANESE-W1

Type	Code
Measurement Unit	numeric
H1NR19C1	19C1. 1st NR Partner: What is {INITIALS}'s Asian background (You may choose more than one answer): Japanese

			Frequency	% of total	% of valid
Valid	0	not marked	51	0.25%	91.07%
	1	marked	5	0.02%	8.93%
		Total	56	0.27%	100%
Missing	.	missing	2191	10.56%	
	7	legitimate skip	18498	89.17%	
		Total	20,689	99.73%	

Valid	Invalid	Minimum	Maximum
56	20689	0	1

 H1NR19D1 - S26Q19D\_1 PARTNR1-ASIAN INDIAN-W1

Type	Code
Measurement Unit	numeric
H1NR19D1	19D1. 1st NR Partner: What is {INITIALS}'s Asian background (You may choose more than one answer): Asian Indian

			Frequency	% of total	% of valid
Valid	0	not marked	55	0.27%	98.21%
	1	marked	1	0%	1.79%
		Total	56	0.27%	100%
Missing	.	missing	2191	10.56%	
	7	legitimate skip	18498	89.17%	
		Total	20,689	99.73%	

Valid	Invalid	Minimum	Maximum
56	20689	0	1

 H1NR19E1 - S26Q19E\_1 PARTNR1-KOREAN-W1

Type	Code
Measurement Unit	numeric
H1NR19E1	19E1. 1st NR Partner: What is {INITIALS}'s Asian background (You may choose more than one answer): Korean

			Frequency	% of total	% of valid
Valid	0	not marked	50	0.24%	89.29%
	1	marked	6	0.03%	10.71%
		Total	56	0.27%	100%
Missing	.	missing	2191	10.56%	
	7	legitimate skip	18498	89.17%	
		Total	20,689	99.73%	

Valid	Invalid	Minimum	Maximum
56	20689	0	1

 H1NR19F1 - S26Q19F\_1 PARTNR1-VIETNAMESE-W1

Type	Code
Measurement Unit	numeric

H1NR19F1	19F1. 1st NR Partner: What is {INITIALS}'s Asian background (You may choose more than one answer): Vietnamese
----------	---

			Frequency	% of total	% of valid
Valid	0	not marked	53	0.26%	94.64%
	1	marked	3	0.01%	5.36%
Total			56	0.27%	100%
Missing	.	missing	2191	10.56%	
	7	legitimate skip	18498	89.17%	
Total			20,689	99.73%	

Valid	Invalid	Minimum	Maximum
56	20689	0	1

### H1NR19G1 - S26Q19G\_1 PARTNR1-OTHER-W1

Type	Code
Measurement Unit	numeric
H1NR19G1	19G1. 1st NR Partner: What is {INITIALS}'s Asian background (You may choose more than one answer): other

			Frequency	% of total	% of valid
Valid	0	not marked	39	0.19%	69.64%
	1	marked	17	0.08%	30.36%
Total			56	0.27%	100%
Missing	.	missing	2191	10.56%	
	7	legitimate skip	18498	89.17%	
Total			20,689	99.73%	

Valid	Invalid	Minimum	Maximum
56	20689	0	1

### H1NR20A1 - S26Q20A\_1 PARTNR1-SAME SCHOOL-W1

Type	Code
Measurement Unit	numeric
H1NR20A1	20A1. 1st NR Partner: Before you first had sex with {INITIALS}, in what ways did you know each other (You may choose more than one answer): You went to the same school.

			Frequency	% of total	% of valid
Valid	0	not marked	1046	5.04%	62.79%
	1	marked	620	2.99%	37.21%

		Total	1,666	8.03%	100%
Missing	.	missing	2191	10.56%	
	6	refused	14	0.07%	
	7	legitimate skip	16867	81.31%	
	8	don't know	7	0.03%	
		Total	19,079	91.97%	

Valid	Invalid	Minimum	Maximum
1666	19079	0	1

### H1NR20B1 - S26Q20B\_1 PARTNR1-SAME CHURCH/TEMPLE-W1

Type	Code
Measurement Unit	numeric
H1NR20B1	20B1. 1st NR Partner: Before you first had sex with {INITIALS}, in what ways did you know each other (You may choose more than one answer): You went to the same church, synagogue, or place of worship.

			Frequency	% of total	% of valid
Valid	0	not marked	1612	7.77%	96.76%
	1	marked	54	0.26%	3.24%
		Total	1,666	8.03%	100%
Missing	.	missing	2191	10.56%	
	6	refused	14	0.07%	
	7	legitimate skip	16867	81.31%	
	8	don't know	7	0.03%	
		Total	19,079	91.97%	

Valid	Invalid	Minimum	Maximum
1666	19079	0	1

### H1NR20C1 - S26Q20C\_1 PARTNR1-NEIGHBOR-W1

Type	Code
Measurement Unit	numeric
H1NR20C1	20C1. 1st NR Partner: Before you first had sex with {INITIALS}, in what ways did you know each other (You may choose more than one answer): You were neighbors.

			Frequency	% of total	% of valid
Valid	0	not marked	1522	7.34%	91.36%
	1	marked	144	0.69%	8.64%

		Total	1,666	8.03%	100%
Missing	.	missing	2191	10.56%	
	6	refused	14	0.07%	
	7	legitimate skip	16867	81.31%	
	8	don't know	7	0.03%	
		Total	19,079	91.97%	

Valid	Invalid	Minimum	Maximum
1666	19079	0	1

### H1NR20D1 - S26Q20D\_1 PARTNR1-CASUAL ACQUAINT-W1

Type	Code
Measurement Unit	numeric
H1NR20D1	20D1. 1st NR Partner: Before you first had sex with {INITIALS}, in what ways did you know each other (You may choose more than one answer): You were casual acquaintances.

			Frequency	% of total	% of valid
Valid	0	not marked	1311	6.32%	78.69%
	1	marked	355	1.71%	21.31%
		Total	1,666	8.03%	100%
Missing	.	missing	2191	10.56%	
	6	refused	14	0.07%	
	7	legitimate skip	16867	81.31%	
	8	don't know	7	0.03%	
		Total	19,079	91.97%	

Valid	Invalid	Minimum	Maximum
1666	19079	0	1

### H1NR20E1 - S26Q20E\_1 PARTNR1-FRIENDS-W1

Type	Code
Measurement Unit	numeric
H1NR20E1	20E1. 1st NR Partner: Before you first had sex with {INITIALS}, in what ways did you know each other (You may choose more than one answer): You were friends.

			Frequency	% of total	% of valid
Valid	0	not marked	1014	4.89%	60.86%
	1	marked	652	3.14%	39.14%

		Total	1,666	8.03%	100%
Missing	.	missing	2191	10.56%	
	6	refused	14	0.07%	
	7	legitimate skip	16867	81.31%	
	8	don't know	7	0.03%	
		Total	19,079	91.97%	

Valid	Invalid	Minimum	Maximum
1666	19079	0	1

### H1NR20F1 - S26Q20F\_1 PARTNR1-MUTUAL FRIEND-W1

Type	Code
Measurement Unit	numeric
H1NR20F1	20F1. 1st NR Partner: Before you first had sex with {INITIALS}, in what ways did you know each other (You may choose more than one answer): {INITIALS} was a friend of another friend of yours.

			Frequency	% of total	% of valid
Valid	0	not marked	1154	5.56%	69.27%
	1	marked	512	2.47%	30.73%
		Total	1,666	8.03%	100%
Missing	.	missing	2191	10.56%	
	6	refused	14	0.07%	
	7	legitimate skip	16867	81.31%	
	8	don't know	7	0.03%	
		Total	19,079	91.97%	

Valid	Invalid	Minimum	Maximum
1666	19079	0	1

### H1NR20G1 - S26Q20G\_1 PARTNR1-SOME OTHER WAY-W1

Type	Code
Measurement Unit	numeric
H1NR20G1	20G1. 1st NR Partner: Before you first had sex with {INITIALS}, in what ways did you know each other (You may choose more than one answer): some other way

			Frequency	% of total	% of valid
Valid	0	not marked	1444	6.96%	86.67%
	1	marked	222	1.07%	13.33%

		Total	1,666	8.03%	100%
Missing	.	missing	2191	10.56%	
	6	refused	14	0.07%	
	7	legitimate skip	16867	81.31%	
	8	don't know	7	0.03%	
		Total	19,079	91.97%	

Valid	Invalid	Minimum	Maximum
1666	19079	0	1

### H1NR20H1 - S26Q20H\_1 PARTNR1-STRANGER BEF SEX-W1

Type	Code
Measurement Unit	numeric
H1NR20H1	20H1. 1st NR Partner: Before you first had sex with {INITIALS}, in what ways did you know each other (You may choose more than one answer): You did not know {INITIALS} before you had sex. {Initials} was a stranger.

			Frequency	% of total	% of valid
Valid	0	no	1577	7.6%	94.66%
	1	yes	89	0.43%	5.34%
		Total	1,666	8.03%	100%
Missing	.	missing	2191	10.56%	
	6	refused	14	0.07%	
	7	legitimate skip	16867	81.31%	
	8	don't know	7	0.03%	
		Total	19,079	91.97%	

Valid	Invalid	Minimum	Maximum
1666	19079	0	1

### H1NR21\_1 - S26Q21\_1 PARTNR1-RESIDENCE LOCATION-W1

Type	Code
Measurement Unit	numeric
H1NR21_1	21_1. 1st NR Partner: When you had sex with {INITIALS} most recently, where did {HE/SHE} live?

			Frequency	% of total	% of valid
Valid	1	in your neighborhood	552	2.66%	33.05%
	2	not in your neighborhood	1118	5.39%	66.95%
		Total	1,670	8.05%	100%



Missing	.	missing	2191	10.56%	
	6	refused	11	0.05%	
	7	legitimate skip	16867	81.31%	
	8	don't know	6	0.03%	
		Total	19,075	91.95%	

Valid	Invalid	Minimum	Maximum
1670	19075	1	2

### H1NR22\_1 - S26Q22\_1 PARTNR1-HAD SEX-W1

Type	Code
Measurement Unit	numeric
H1NR22_1	22_1. 1st NR Partner: Have you had sexual intercourse with {INITIALS}?

			Frequency	% of total	% of valid
Valid	0	no	335	1.61%	20.56%
	1	yes	1294	6.24%	79.44%
		Total	1,629	7.85%	100%
Missing	.	missing	2191	10.56%	
	6	refused	8	0.04%	
	7	legitimate skip	16913	81.53%	
	8	don't know	4	0.02%	
		Total	19,116	92.15%	

Valid	Invalid	Minimum	Maximum
1629	19116	0	1

### H1NR23M1 - S26Q23M\_1 PARTNR1-MO FIRST HAD SEX-W1

Type	Code
Measurement Unit	numeric
H1NR23M1	23M1. 1st NR Partner: In what month [and year] did you first have {SEXUAL INTERCOURSE/SEX} with {INITIALS}?

			Frequency	% of total	% of valid
--	--	--	-----------	------------	------------

Valid	1	January	109	0.53%	7.92%
	2	February	102	0.49%	7.41%
	3	March	139	0.67%	10.1%
	4	April	161	0.78%	11.7%
	5	May	181	0.87%	13.15%
	6	June	204	0.98%	14.83%
	7	July	140	0.67%	10.17%
	8	August	107	0.52%	7.78%
	9	September	62	0.3%	4.51%
	10	October	52	0.25%	3.78%
	11	November	52	0.25%	3.78%
	12	December	67	0.32%	4.87%
		Total	1,376	6.63%	100%
Missing	.	missing	2191	10.56%	
	96	refused	41	0.2%	
	97	legitimate skip	16867	81.31%	
	98	don't know	269	1.3%	
	99	not applicable	1	0%	
		Total	19,369	93.37%	

Valid	Invalid	Minimum	Maximum
1376	19369	1	12

### H1NR23Y1 - S26Q23Y\_1 PARTNR1-YR FIRST HAD SEX-W1

Type	Code
Measurement Unit	numeric
H1NR23Y1	23Y1. 1st NR Partner: In what [month and] year did you first have {SEXUAL INTERCOURSE/SEX} with {INITIALS}?

			Frequency	% of total	% of valid
Valid	78	1978	1	0%	0.07%
	79	1979	1	0%	0.07%
	85	1985	1	0%	0.07%
	88	1988	2	0.01%	0.14%
	89	1989	6	0.03%	0.42%
	90	1990	9	0.04%	0.63%
	91	1991	9	0.04%	0.63%
	92	1992	30	0.14%	2.11%
	93	1993	111	0.54%	7.82%
	94	1994	461	2.22%	32.49%
	95	1995	788	3.8%	55.53%

		Total	1,419	6.84%	100%
Missing	.	missing	2195	10.58%	
	96	refused	38	0.18%	
	97	legitimate skip	16867	81.31%	
	98	don't know	225	1.08%	
	99	not applicable	1	0%	
		Total	19,326	93.16%	

Valid	Invalid	Minimum	Maximum
1419	19326	78	95

### H1NR24M1 - S26Q24M\_1 PARTNR1-MO MOST RECENT SEX-W1

Type	Code
Measurement Unit	numeric
H1NR24M1	24M1. 1st NR Partner: In what month [and year] did you have {SEXUAL INTERCOURSE/ SEX} with {HIM/HER} most recently?

			Frequency	% of total	% of valid
Valid	1	January	93	0.45%	6.88%
	2	February	80	0.39%	5.92%
	3	March	115	0.55%	8.51%
	4	April	143	0.69%	10.58%
	5	May	208	1%	15.4%
	6	June	234	1.13%	17.32%
	7	July	164	0.79%	12.14%
	8	August	117	0.56%	8.66%
	9	September	66	0.32%	4.89%
	10	October	45	0.22%	3.33%
	11	November	41	0.2%	3.03%
	12	December	45	0.22%	3.33%
		Total	1,351	6.51%	100%
Missing	.	missing	2191	10.56%	
	96	refused	64	0.31%	
	97	legitimate skip	16867	81.31%	
	98	don't know	271	1.31%	
	99	not applicable	1	0%	
		Total	19,394	93.49%	

Valid	Invalid	Minimum	Maximum
1351	19394	1	12

 H1NR24Y1 - S26Q24Y\_1 PARTNR1-YR MOST RECENT SEX-W1

Type	Code
Measurement Unit	numeric
H1NR24Y1	24Y1. 1st NR Partner: In what [month and] year did you have {SEXUAL INTERCOURSE/ SEX} with {HIM/HER} most recently?

			Frequency	% of total	% of valid
Valid	86	1986	2	0.01%	0.14%
	88	1988	1	0%	0.07%
	89	1989	3	0.01%	0.22%
	90	1990	7	0.03%	0.5%
	91	1991	4	0.02%	0.29%
	92	1992	13	0.06%	0.93%
	93	1993	68	0.33%	4.88%
	94	1994	357	1.72%	25.63%
	95	1995	938	4.52%	67.34%
	Total	1,393	6.71%	100%	
Missing	.	missing	2195	10.58%	
	96	refused	64	0.31%	
	97	legitimate skip	16867	81.31%	
	98	don't know	225	1.08%	
	99	not applicable	1	0%	
	Total	19,352	93.29%		

Valid	Invalid	Minimum	Maximum
1393	19352	86	95

 H1NR25\_1 - S26Q25\_1 PARTNR1-HAD SEX > 1 TIME-W1

Type	Code
Measurement Unit	numeric
H1NR25_1	25_1. 1st NR Partner: Did you have {SEXUAL INTERCOURSE/SEX} once, or more than once?

			Frequency	% of total	% of valid
Valid	1	once	737	3.55%	68.37%
	2	more than once	341	1.64%	31.63%
	Total	1,078	5.2%	100%	

Missing	.	missing	2191	10.56%	
	6	refused	39	0.19%	
	7	legitimate skip	17423	83.99%	
	8	don't know	14	0.07%	
		Total	19,667	94.8%	

Valid	Invalid	Minimum	Maximum
1078	19667	1	2

### H1NR26\_1 - S26Q26\_1 PARTNR1-USE ANY BIRTHCONTROL-W1

Type	Code
Measurement Unit	numeric
H1NR26_1	26_1. 1st NR Partner: Did either of you use any method of birth control?

			Frequency	% of total	% of valid
Valid	0	no	346	1.67%	35.02%
	1	yes	642	3.09%	64.98%
		Total	988	4.76%	100%
Missing	.	missing	2547	12.28%	
	6	refused	1	0%	
	7	legitimate skip	17208	82.95%	
	8	don't know	1	0%	
		Total	19,757	95.24%	

Valid	Invalid	Minimum	Maximum
988	19757	0	1

### H1NR27A1 - S26Q27A\_1 PARTNR1-METHOD 1-W1

Type	Code
Measurement Unit	numeric
H1NR27A1	27A1. 1st NR Partner: What method of birth control did you or your partner use?

			Frequency	% of total	% of valid
--	--	--	-----------	------------	------------

Valid	1	condoms (rubbers)	567	2.73%	88.73%
	2	withdrawal	25	0.12%	3.91%
	4	birth control pills	29	0.14%	4.54%
	5	vaginal sponge	1	0%	0.16%
	9	Norplant	3	0.01%	0.47%
	10	ring	1	0%	0.16%
	11	Depo Provera	10	0.05%	1.56%
	12	contraceptive film	2	0.01%	0.31%
	13	some other method	1	0%	0.16%
		Total	639	3.08%	100%
Missing	.	missing	2547	12.28%	
	97	legitimate skip	17556	84.63%	
	98	don't know	3	0.01%	
		Total	20,106	96.92%	

Valid	Invalid	Minimum	Maximum
639	20106	1	13

### 

Type	Code
Measurement Unit	numeric
H1NR27B1	27B1. 1st NR Partner: What other method of birth control did you or your partner use?

			Frequency	% of total	% of valid
Valid	1	condoms (rubbers)	25	0.12%	3.95%
	2	withdrawal	54	0.26%	8.53%
	3	rhythm (safe time)	1	0%	0.16%
	4	birth control pills	65	0.31%	10.27%
	5	vaginal sponge	2	0.01%	0.32%
	6	foam, jelly, creme, suppositories	4	0.02%	0.63%
	7	diaphragm, with or without jelly	1	0%	0.16%
	8	IUD (intrauterine device)	1	0%	0.16%
	10	ring	1	0%	0.16%
	11	Depo Provera	7	0.03%	1.11%
	12	contraceptive film	1	0%	0.16%
	13	some other method	2	0.01%	0.32%
	14	no other method	469	2.26%	74.09%
			Total	633	3.05%

Missing	.	missing	2550	12.29%	
	96	refused	4	0.02%	
	97	legitimate skip	17556	84.63%	
	98	don't know	2	0.01%	
		Total	20,112	96.95%	

Valid	Invalid	Minimum	Maximum
633	20112	1	14

### H1NR27C1 - S26Q27C\_1 PARTNR1-METHOD 3-W1

Type	Code
Measurement Unit	numeric
H1NR27C1	27C1. 1st NR Partner: What other method of birth control did you or your partner use?

			Frequency	% of total	% of valid
Valid	1	condoms (rubbers)	8	0.04%	5%
	2	withdrawal	10	0.05%	6.25%
	3	rhythm (safe time)	9	0.04%	5.63%
	4	birth control pills	15	0.07%	9.38%
	5	vaginal sponge	5	0.02%	3.13%
	6	foam, jelly, creme, suppositories	4	0.02%	2.5%
	13	some other method	5	0.02%	3.13%
	14	no other method	104	0.5%	65%
		Total	160	0.77%	100%
Missing	.	missing	3025	14.58%	
	96	refused	2	0.01%	
	97	legitimate skip	17556	84.63%	
	98	don't know	2	0.01%	
		Total	20,585	99.23%	

Valid	Invalid	Minimum	Maximum
160	20585	1	14

### H1NR28\_1 - S26Q28\_1 PARTNR1-USED CONDOM-W1

Type	Code
Measurement Unit	numeric
H1NR28_1	28_1. 1st NR Partner: Was a condom used when you had sexual intercourse with {INITIALS}?

			Frequency	% of total	% of valid
--	--	--	-----------	------------	------------

Valid	0	no	51	0.25%	85%
	1	yes	9	0.04%	15%
		Total	60	0.29%	100%
Missing	.	missing	3129	15.08%	
	7	legitimate skip	17556	84.63%	
		Total	20,685	99.71%	

Valid	Invalid	Minimum	Maximum
60	20685	0	1

### H1NR29\_1 - S26Q29\_1 PARTNR1-USE ANY BIRTHCONTROL-W1

Type	Code
Measurement Unit	numeric
H1NR29_1	29_1. 1st NR Partner: During the month when you and {INITIALS} had sexual intercourse, did either of you ever use any method of birth control?

			Frequency	% of total	% of valid
Valid	0	no	105	0.51%	35.35%
	1	yes	192	0.93%	64.65%
		Total	297	1.43%	100%
Missing	.	missing	3231	15.57%	
	6	refused	1	0%	
	7	legitimate skip	17215	82.98%	
	8	don't know	1	0%	
		Total	20,448	98.57%	

Valid	Invalid	Minimum	Maximum
297	20448	0	1

### H1NR30\_1 - S26Q30\_1 PARTNR1-BIRTHCONTROL ALWAYS-W1

Type	Code
Measurement Unit	numeric
H1NR30_1	30_1. 1st NR Partner: Did one or the other of you use some method of birth control every time you and {INITIALS} had intercourse?

			Frequency	% of total	% of valid
Valid	0	no	37	0.18%	19.27%
	1	yes	155	0.75%	80.73%
		Total	192	0.93%	100%



Missing	.	missing	3231	15.57%	
	7	legitimate skip	17322	83.5%	
		Total	20,553	99.07%	

Valid	Invalid	Minimum	Maximum
192	20553	0	1

### H1NR31A1 - S26Q31A\_1 PARTNR1-METHOD 1-W1

Type	Code
Measurement Unit	numeric
H1NR31A1	31A1. 1st NR Partner: What method of birth control did you or your partner use?

			Frequency	% of total	% of valid
Valid	1	condoms (rubbers)	170	0.82%	88.54%
	2	withdrawal	4	0.02%	2.08%
	4	birth control pills	12	0.06%	6.25%
	9	Norplant	1	0%	0.52%
	11	Depo Provera	3	0.01%	1.56%
	13	some other method	2	0.01%	1.04%
		Total	192	0.93%	100%
Missing	.	missing	3231	15.57%	
	97	legitimate skip	17322	83.5%	
		Total	20,553	99.07%	

Valid	Invalid	Minimum	Maximum
192	20553	1	13

### H1NR31B1 - S26Q31B\_1 PARTNR1-METHOD 2-W1

Type	Code
Measurement Unit	numeric
H1NR31B1	31B1. 1st NR Partner: What other method of birth control did you or your partner use?

			Frequency	% of total	% of valid
--	--	--	-----------	------------	------------

Valid	1	condoms (rubbers)	5	0.02%	2.69%
	2	withdrawal	23	0.11%	12.37%
	3	rhythm (safe time)	1	0%	0.54%
	4	birth control pills	21	0.1%	11.29%
	6	foam, jelly, creme, suppositories	3	0.01%	1.61%
	9	Norplant	2	0.01%	1.08%
	10	ring	1	0%	0.54%
	13	some other method	2	0.01%	1.08%
	14	no other method	128	0.62%	68.82%
		Total	186	0.9%	100%
Missing	.	missing	3231	15.57%	
	96	refused	3	0.01%	
	97	legitimate skip	17322	83.5%	
	98	don't know	3	0.01%	
		Total	20,559	99.1%	

Valid	Invalid	Minimum	Maximum
186	20559	1	14

### 

Type	Code
Measurement Unit	numeric
H1NR31C1	31C1. 1st NR Partner: What other method of birth control did you or your partner use?

			Frequency	% of total	% of valid
Valid	2	withdrawal	2	0.01%	3.51%
	3	rhythm (safe time)	1	0%	1.75%
	4	birth control pills	5	0.02%	8.77%
	6	foam, jelly, creme, suppositories	1	0%	1.75%
	9	Norplant	1	0%	1.75%
	10	ring	1	0%	1.75%
	11	Depo Provera	1	0%	1.75%
	12	contraceptive film	1	0%	1.75%
	13	some other method	1	0%	1.75%
14	no other method	43	0.21%	75.44%	
		Total	57	0.27%	100%
Missing	.	missing	3365	16.22%	
	97	legitimate skip	17322	83.5%	
	98	don't know	1	0%	
		Total	20,688	99.73%	

Valid	Invalid	Minimum	Maximum
57	20688	2	14

### H1NR32\_1 - S26Q32\_1 PARTNR1-USED CONDOM-W1

Type	Code
Measurement Unit	numeric
H1NR32_1	32_1. 1st NR Partner: Was a condom ever used when you had sexual intercourse with {INITIALS}?

			Frequency	% of total	% of valid
Valid	0	no	12	0.06%	70.59%
	1	yes	5	0.02%	29.41%
	Total		17	0.08%	100%
Missing	.	missing	3406	16.42%	
	7	legitimate skip	17322	83.5%	
	Total		20,728	99.92%	

Valid	Invalid	Minimum	Maximum
17	20728	0	1

### H1NR33\_1 - S26Q33\_1 PARTNR1->1 BIRTHCONTROL-W1

Type	Code
Measurement Unit	numeric
H1NR33_1	33_1. 1st NR Partner: Did you and {INITIALS} use more than one birth control method at the same time, or did you use these methods at different times?

			Frequency	% of total	% of valid
Valid	1	you used more than one method at the same time	33	0.16%	56.9%
	2	you used only one method at a time, but the method you chose was different from time to time	17	0.08%	29.31%
	3	sometimes you used only one method, and sometimes you used more than one	8	0.04%	13.79%
		Total	58	0.28%	100%
Missing	.	missing	3365	16.22%	
	7	legitimate skip	17322	83.5%	
	Total		20,687	99.72%	

Valid	Invalid	Minimum	Maximum
-------	---------	---------	---------

58	20687	1	3
----	-------	---	---

### H1NR34\_1 - S26Q34\_1 PARTNR1-EVER USE B.CONTROL-W1

Type	Code
Measurement Unit	numeric
H1NR34_1	34_1. 1st NR Partner: Between {FIRST DATE} and {LAST DATE}, when you and {INITIALS} had sexual intercourse, did one or the other of you ever use any method of birth control?

			Frequency	% of total	% of valid
Valid	0	no	31	0.15%	10.65%
	1	yes	260	1.25%	89.35%
	Total		291	1.4%	100%
Missing	.	missing	3586	17.29%	
	6	refused	1	0%	
	7	legitimate skip	16867	81.31%	
Total		20,454	98.6%		

Valid	Invalid	Minimum	Maximum
291	20454	0	1

### H1NR35\_1 - S26Q35\_1 PARTNR1-EVER USE B.CONTROL-W1

Type	Code
Measurement Unit	numeric
H1NR35_1	35_1. 1st NR Partner: Throughout these months, did one or the other of you use some method of birth control every time you and {INITIALS} had intercourse?

			Frequency	% of total	% of valid
Valid	0	no	36	0.17%	13.85%
	1	yes	224	1.08%	86.15%
	Total		260	1.25%	100%
Missing	.	missing	3586	17.29%	
	7	legitimate skip	16899	81.46%	
	Total		20,485	98.75%	

Valid	Invalid	Minimum	Maximum
260	20485	0	1

### H1NR36A1 - S26Q36A\_1 PARTNR1-METHOD 1-W1

Type	Code
Measurement Unit	numeric
H1NR36A1	36A1. 1st NR Partner: What method of birth control did you or your partner use?

			Frequency	% of total	% of valid
Valid	1	condoms (rubbers)	223	1.07%	86.77%
	2	withdrawal	4	0.02%	1.56%
	3	rhythm (safe time)	1	0%	0.39%
	4	birth control pills	14	0.07%	5.45%
	6	foam, jelly, creme, suppositories	1	0%	0.39%
	7	diaphragm, with or without jelly	1	0%	0.39%
	9	Norplant	3	0.01%	1.17%
	10	ring	1	0%	0.39%
	11	Depo Provera	5	0.02%	1.95%
	13	some other method	4	0.02%	1.56%
		Total	257	1.24%	100%
Missing	.	missing	3586	17.29%	
	96	refused	1	0%	
	97	legitimate skip	16899	81.46%	
	98	don't know	2	0.01%	
		Total	20,488	98.76%	

Valid	Invalid	Minimum	Maximum
257	20488	1	13

### H1NR36B1 - S26Q36B\_1 PARTNR1-METHOD 2-W1

Type	Code
Measurement Unit	numeric
H1NR36B1	36B1. 1st NR Partner: What other method of birth control did you or your partner use?

			Frequency	% of total	% of valid
--	--	--	-----------	------------	------------

Valid	1	condoms (rubbers)	6	0.03%	2.37%
	2	withdrawal	33	0.16%	13.04%
	4	birth control pills	31	0.15%	12.25%
	5	vaginal sponge	2	0.01%	0.79%
	6	foam, jelly, creme, suppositories	2	0.01%	0.79%
	8	IUD (intrauterine device)	1	0%	0.4%
	9	Norplant	1	0%	0.4%
	11	Depo Provera	1	0%	0.4%
	12	contraceptive film	1	0%	0.4%
	13	some other method	2	0.01%	0.79%
	14	no other method	173	0.83%	68.38%
		Total	253	1.22%	100%
Missing	.	missing	3589	17.3%	
	96	refused	2	0.01%	
	97	legitimate skip	16899	81.46%	
	98	don't know	2	0.01%	
		Total	20,492	98.78%	

Valid	Invalid	Minimum	Maximum
253	20492	1	14

### H1NR36C1 - S26Q36C\_1 PARTNR1-METHOD 3-W1

Type	Code
Measurement Unit	numeric
H1NR36C1	36C1. 1st NR Partner: What other method of birth control did you or your partner use?

			Frequency	% of total	% of valid
Valid	1	condoms (rubbers)	1	0%	1.27%
	2	withdrawal	4	0.02%	5.06%
	3	rhythm (safe time)	4	0.02%	5.06%
	4	birth control pills	9	0.04%	11.39%
	5	vaginal sponge	4	0.02%	5.06%
	6	foam, jelly, creme, suppositories	3	0.01%	3.8%
	10	ring	1	0%	1.27%
	11	Depo Provera	1	0%	1.27%
	13	some other method	1	0%	1.27%
	14	no other method	51	0.25%	64.56%
			Total	79	0.38%

Missing	.	missing	3766	18.15%	
	97	legitimate skip	16899	81.46%	
	98	don't know	1	0%	
		Total	20,666	99.62%	

Valid	Invalid	Minimum	Maximum
79	20666	1	14

### H1NR37\_1 - S26Q37\_1 PARTNR1-EVER USE A CONDOM-W1

Type	Code
Measurement Unit	numeric
H1NR37_1	37_1. 1st NR Partner: Was a condom ever used when you had sexual intercourse with {INITIALS}?

			Frequency	% of total	% of valid
Valid	0	no	14	0.07%	45.16%
	1	yes	17	0.08%	54.84%
		Total	31	0.15%	100%
Missing	.	missing	3815	18.39%	
	7	legitimate skip	16899	81.46%	
		Total	20,714	99.85%	

Valid	Invalid	Minimum	Maximum
31	20714	0	1

### H1NR38\_1 - S26Q38\_1 PARTNR1->1 BIRTHCONTROL-W1

Type	Code
Measurement Unit	numeric
H1NR38_1	38_1. 1st NR Partner: Did you and {INITIALS} use more than one method of birth control at the same time, or did you use these methods at different times?

			Frequency	% of total	% of valid
Valid	1	you used more than one method at the same time	41	0.2%	52.56%
	2	you used only one method at a time, but the method you chose was different from time to time	19	0.09%	24.36%
	3	sometimes you used only one method, and sometimes you used more than one	18	0.09%	23.08%

		Total	78	0.38%	100%
Missing	.	missing	3767	18.16%	
	7	legitimate skip	16899	81.46%	
	8	don't know	1	0%	
		Total	20,667	99.62%	

Valid	Invalid	Minimum	Maximum
78	20667	1	3

### H1NR39\_1 - S26Q39\_1 PARTNR1-FREQ SEX-W1

Type	Numeric (Double)
H1NR39_1	39_1. 1st NR Partner: About how many times have you and {INITIALS} had sexual intercourse since {FIRST DATE}?

			Frequency	% of total	% of valid
Missing	.	missing	3586	17.29%	
	997	legitimate skip	16899	81.46%	
	998	don't know	4	0.02%	
		Total	20,489	98.77%	

Valid	Invalid	Minimum	Maximum	Mean	StdDev
256	20489	0	340	10.3359375	30.278777...

### H1NR40\_1 - S26Q40\_1 PARTNR1-YOU USE A CONDOM-W1

Type	Code
Measurement Unit	numeric
H1NR40_1	40_1. 1st NR Partner: When you had sex with {INITIALS}, did you always use a condom?

			Frequency	% of total	% of valid
Valid	0	no	18	0.09%	69.23%
	1	yes	8	0.04%	30.77%
		Total	26	0.13%	100%
Missing	.	missing	2307	11.12%	
	7	legitimate skip	18412	88.75%	
		Total	20,719	99.87%	

Valid	Invalid	Minimum	Maximum
26	20719	0	1



 H1NR41\_1 - S26Q41\_1 PARTNR1-HE USE A CONDOM-W1

Type	Code
Measurement Unit	numeric
H1NR41_1	41_1. 1st NR Partner: Did {INITIALS} always use a condom?

			Frequency	% of total	% of valid
Valid	0	no	17	0.08%	65.38%
	1	yes	9	0.04%	34.62%
Total			26	0.13%	100%
Missing	.	missing	2307	11.12%	
	7	legitimate skip	18412	88.75%	
Total			20,719	99.87%	

Valid	Invalid	Minimum	Maximum
26	20719	0	1

 H1NR42\_1 - S26Q42\_1 PARTNR1-SEX FOR DRUGS/MONEY-W1

Type	Code
Measurement Unit	numeric
H1NR42_1	42_1. 1st NR Partner: Did you ever give {INITIALS} sex in exchange for drugs or money?

			Frequency	% of total	% of valid
Valid	0	no	54	0.26%	62.79%
	1	yes	32	0.15%	37.21%
Total			86	0.41%	100%
Missing	.	missing	63	0.3%	
	7	legitimate skip	20595	99.28%	
	8	don't know	1	0%	
Total			20,659	99.59%	

Valid	Invalid	Minimum	Maximum
86	20659	0	1

 H1NR43\_1 - S26Q43\_1 PARTNR1-FREQ-DRUGS/MONEY-W1

Type	Numeric (Double)
H1NR43_1	43_1. 1st NR Partner: How many times did you give {INITIALS} sex in exchange for drugs or money?

			Frequency	% of total	% of valid
Missing	.	missing	64	0.31%	
	96	refused	1	0%	
	97	legitimate skip	20649	99.54%	
	98	don't know	1	0%	
	99	not applicable	1	0%	
Total			20,716	99.86%	

Valid	Invalid	Minimum	Maximum	Mean	StdDev
29	20716	1	95	6.6896551...	17.507352...

### H1NR10\_2 - S26Q10\_2 PARTNR2-EVER HOLD HANDS-W1

Type	Code
Measurement Unit	numeric
H1NR10_2	10_2. 2nd NR Partner: Did you ever hold hands with {INITIALS}?

			Frequency	% of total	% of valid
Valid	0	no	517	2.49%	33.57%
	1	yes	1023	4.93%	66.43%
	Total		1,540	7.42%	100%
Missing	.	missing	3846	18.54%	
	6	refused	23	0.11%	
	7	legitimate skip	15327	73.88%	
	8	don't know	9	0.04%	
	Total		19,205	92.58%	

Valid	Invalid	Minimum	Maximum
1540	19205	0	1

### H1NR11\_2 - S26Q11\_2 PARTNR2-EVER KISS-W1

Type	Code
Measurement Unit	numeric
H1NR11_2	11_2. 2nd NR Partner: Did you and {INITIALS} ever kiss on the mouth?

			Frequency	% of total	% of valid
Valid	0	no	227	1.09%	14.67%
	1	yes	1320	6.36%	85.33%
	Total		1,547	7.46%	100%

Missing	.	missing	3846	18.54%	
	6	refused	21	0.1%	
	7	legitimate skip	15327	73.88%	
	8	don't know	4	0.02%	
		Total	19,198	92.54%	

Valid	Invalid	Minimum	Maximum
1547	19198	0	1

### H1NR12\_2 - S26Q12\_2 PARTNR2-SAY LOVE HIM/HER-W1

Type	Code
Measurement Unit	numeric
H1NR12_2	12_2. 2nd NR Partner: Did you ever tell {INITIALS} you liked or loved him or her?

			Frequency	% of total	% of valid
Valid	0	no	688	3.32%	44.56%
	1	yes	856	4.13%	55.44%
		Total	1,544	7.44%	100%
Missing	.	missing	3846	18.54%	
	6	refused	23	0.11%	
	7	legitimate skip	15327	73.88%	
	8	don't know	5	0.02%	
		Total	19,201	92.56%	

Valid	Invalid	Minimum	Maximum
1544	19201	0	1

### NRRXFLG2 - PARTNER 2 NR DATA IN RX SECTION-W1

Type	Code
Measurement Unit	numeric
NRRXFLG2	Calculate SCORE as the number of "yes" answers to Q10-12.

			Frequency	% of total	% of valid
Valid	1	Section 25: Relationship Information questions asked for this partner and reported in the RX variable series, but questions from Section 26 should have been asked and data reported in the NR variable series	71	0.34%	100%

		Total	71	0.34%	100%
Missing	.	missing [no sexual relationship partner or questions from correct selection asked]	20674	99.66%	
		Total	20,674	99.66%	

Valid	Invalid	Minimum	Maximum
71	20674	1	1

### H1RX1M\_2 - S26RX1M PARTNR2-DATE BEGAN-MONTH-W1

Type	Code
Measurement Unit	numeric
H1RX1M_2	1M_2. 2nd RX Partner: In what month [and year] did your relationship with {INITIALS} begin? That is, when did you first consider {INITIALS} a special friend?

			Frequency	% of total	% of valid
Valid	0	you don't consider this person a special friend	6	0.03%	1.57%
	1	January	28	0.13%	7.35%
	2	February	39	0.19%	10.24%
	3	March	42	0.2%	11.02%
	4	April	35	0.17%	9.19%
	5	May	49	0.24%	12.86%
	6	June	33	0.16%	8.66%
	7	July	24	0.12%	6.3%
	8	August	43	0.21%	11.29%
	9	September	22	0.11%	5.77%
	10	October	16	0.08%	4.2%
	11	November	23	0.11%	6.04%
	12	December	21	0.1%	5.51%
		Total	381	1.84%	100%
Missing	.	missing	1	0%	
	96	refused	10	0.05%	
	97	legitimate skip	20184	97.3%	
	98	don't know	168	0.81%	
	99	not applicable	1	0%	
		Total	20,364	98.16%	

Valid	Invalid	Minimum	Maximum
381	20364	0	12

 H1RX1Y\_2 - S26RX1Y PARTNR2-DATE BEGAN-YEAR-W1

Type	Code
Measurement Unit	numeric
H1RX1Y_2	1Y_2. 2nd RX Partner: In what [month and] year did your relationship with {INITIALS} begin?

			Frequency	% of total	% of valid
Valid	0	you don't consider this person a special friend	6	0.03%	1.46%
	80	1980	1	0%	0.24%
	85	1985	1	0%	0.24%
	89	1989	4	0.02%	0.97%
	90	1990	4	0.02%	0.97%
	91	1991	5	0.02%	1.21%
	92	1992	21	0.1%	5.1%
	93	1993	45	0.22%	10.92%
	94	1994	170	0.82%	41.26%
	95	1995	155	0.75%	37.62%
	Total	412	1.99%	100%	
Missing	.	missing	7	0.03%	
	96	refused	11	0.05%	
	97	legitimate skip	20184	97.3%	
	98	don't know	131	0.63%	
	Total	20,333	98.01%		

Valid	Invalid	Minimum	Maximum
412	20333	0	95

 H1RX2\_2 - S26RX2 PARTNR2-YEAR RELATION BEGAN-W1

Type	Code
Measurement Unit	numeric
H1RX2_2	2_2. 2nd RX Partner: In what year did your relationship with {INITIALS} begin?

			Frequency	% of total	% of valid
--	--	--	-----------	------------	------------

Valid	85	1985	2	0.01%	1.61%
	89	1989	3	0.01%	2.42%
	90	1990	3	0.01%	2.42%
	91	1991	1	0%	0.81%
	92	1992	6	0.03%	4.84%
	93	1993	21	0.1%	16.94%
	94	1994	62	0.3%	50%
	95	1995	26	0.13%	20.97%
		Total	124	0.6%	100%
Missing	96	refused	3	0.01%	
	97	legitimate skip	20569	99.15%	
	98	don't know	49	0.24%	
		Total	20,621	99.4%	

Valid	Invalid	Minimum	Maximum
124	20621	85	95

 H1RX3\_2 - S26RX3 PARTNR2 HIS/HER AGE WHEN MET-W1

Type	Numeric (Double)
H1RX3_2	3_2. 2nd RX Partner: How old was {INITIALS} when your romantic relationship began?

			Frequency	% of total	% of valid
Missing	96	refused	8	0.04%	
	97	legitimate skip	20184	97.3%	
	98	don't know	17	0.08%	
		Total	20,209	97.42%	

Valid	Invalid	Minimum	Maximum	Mean	StdDev
536	20209	7	37	16.608208...	2.7964342...

 H1RX4\_2 - S26RX4 PARTNR2 APPROX PARTNERS AGE-W1

Type	Code
Measurement Unit	numeric
H1RX4_2	4_2. 2nd RX Partner: About how old was {INITIALS}?

			Frequency	% of total	% of valid
Valid	14	14 years old	1	0%	33.33%
	15	15 years old	2	0.01%	66.67%
		Total	3	0.01%	100%

Missing	96	refused	6	0.03%	
	97	legitimate skip	20720	99.88%	
	98	don't know	16	0.08%	
		Total	20,742	99.99%	

Valid	Invalid	Minimum	Maximum
3	20742	14	15

### H1RX5A\_2 - S26RX5 PARTNR2 HIS/HER GRADE WHEN MET-W1

Type	Code
Measurement Unit	numeric
H1RX5A_2	5A_2. 2nd RX Partner: What grade was {INITIALS} in at that time?

			Frequency	% of total	% of valid
Valid	3	first to third grade	2	0.01%	0.37%
	5	fifth grade	6	0.03%	1.11%
	6	sixth grade	6	0.03%	1.11%
	7	seventh grade	16	0.08%	2.97%
	8	eighth grade	51	0.25%	9.46%
	9	ninth grade	83	0.4%	15.4%
	10	tenth grade	106	0.51%	19.67%
	11	eleventh grade	79	0.38%	14.66%
	12	twelfth grade	67	0.32%	12.43%
	13	beyond high school	36	0.17%	6.68%
	14	{INITIALS} wasn't in school	72	0.35%	13.36%
	15	{INITIALS} was in school, but you don't know what grade	7	0.03%	1.3%
	16	you don't know whether {INITIALS} was in school	8	0.04%	1.48%
		Total	539	2.6%	100%
Missing	96	refused	8	0.04%	
	97	legitimate skip	20184	97.3%	
	98	don't know	14	0.07%	
		Total	20,206	97.4%	

Valid	Invalid	Minimum	Maximum
539	20206	3	16

### H1RX6\_2 - S26RX6 PARTNR2 GO TO SAME SCHOOL-W1

Type	Code
Measurement Unit	numeric

H1RX6_2	6_2. 2nd RX Partner: When your relationship with {INITIALS} began, did you and {INITIALS} go to the same school?
---------	--

			Frequency	% of total	% of valid
Valid	0	no	228	1.1%	48.72%
	1	yes	240	1.16%	51.28%
Total			468	2.26%	100%
Missing	6	refused	6	0.03%	
	7	legitimate skip	20264	97.68%	
	8	don't know	7	0.03%	
Total			20,277	97.74%	

Valid	Invalid	Minimum	Maximum
468	20277	0	1

### H1RX7\_2 - S26RX7 PARTNR2 WHERE DID HE/SHE LIVE-W1

Type	Code
Measurement Unit	numeric
H1RX7_2	7_2. 2nd RX Partner: When your relationship with {INITIALS} began, where did {INITIALS} live?

			Frequency	% of total	% of valid
Valid	1	in your neighborhood	177	0.85%	32.36%
	2	not in your neighborhood	370	1.78%	67.64%
Total			547	2.64%	100%
Missing	6	refused	6	0.03%	
	7	legitimate skip	20184	97.3%	
	8	don't know	8	0.04%	
Total			20,198	97.36%	

Valid	Invalid	Minimum	Maximum
547	20198	1	2

### H1RX8A\_2 - S26RX8A PARTNR2-SAME SCHOOL-W1

Type	Code
Measurement Unit	numeric
H1RX8A_2	8A_2. 2nd RX Partner: In what ways did you know {INITIALS} before your relationship began (If you knew {INITIALS} in more than one way, choose more than one answer.): You went to the same school.

			Frequency	% of total	% of valid
--	--	--	-----------	------------	------------



Valid	0	not marked	320	1.54%	59.15%
	1	marked	221	1.07%	40.85%
		Total	541	2.61%	100%
Missing	6	refused	9	0.04%	
	7	legitimate skip	20184	97.3%	
	8	don't know	11	0.05%	
		Total	20,204	97.39%	

Valid	Invalid	Minimum	Maximum
541	20204	0	1

### H1RX8B\_2 - S26RX8B PARTNR2-SAME PL OF WORSHIP-W1

Type	Code
Measurement Unit	numeric
H1RX8B_2	8B_2. 2nd RX Partner: In what ways did you know {INITIALS} before your relationship began (If you knew {INITIALS} in more than one way, choose more than one answer.): You went to the same church, synagogue, or place or worship.

			Frequency	% of total	% of valid
Valid	0	not marked	522	2.52%	96.49%
	1	marked	19	0.09%	3.51%
		Total	541	2.61%	100%
Missing	6	refused	9	0.04%	
	7	legitimate skip	20184	97.3%	
	8	don't know	11	0.05%	
		Total	20,204	97.39%	

Valid	Invalid	Minimum	Maximum
541	20204	0	1

### H1RX8C\_2 - S26RX8C PARTNR2-NEIGHBORS-W1

Type	Code
Measurement Unit	numeric
H1RX8C_2	8C_2. 2nd RX Partner: In what ways did you know {INITIALS} before your relationship began (If you knew {INITIALS} in more than one way, choose more than one answer.): You were neighbors.

			Frequency	% of total	% of valid
Valid	0	not marked	514	2.48%	95.01%
	1	marked	27	0.13%	4.99%

		Total	541	2.61%	100%
Missing	6	refused	9	0.04%	
	7	legitimate skip	20184	97.3%	
	8	don't know	11	0.05%	
		Total	20,204	97.39%	

Valid	Invalid	Minimum	Maximum
541	20204	0	1

### H1RX8D\_2 - S26RX8D PARTNR2-CASUAL ACQUAINTANCES-W1

Type	Code
Measurement Unit	numeric
H1RX8D_2	8D_2. 2nd RX Partner: In what ways did you know {INITIALS} before your relationship began (If you knew {INITIALS} in more than one way, choose more than one answer.): You were casual acquaintances.

			Frequency	% of total	% of valid
Valid	0	not marked	431	2.08%	79.67%
	1	marked	110	0.53%	20.33%
		Total	541	2.61%	100%
Missing	6	refused	9	0.04%	
	7	legitimate skip	20184	97.3%	
	8	don't know	11	0.05%	
		Total	20,204	97.39%	

Valid	Invalid	Minimum	Maximum
541	20204	0	1

### H1RX8E\_2 - S26RX8E PARTNR2-FRIENDS-W1

Type	Code
Measurement Unit	numeric
H1RX8E_2	8E_2. 2nd RX Partner: In what ways did you know {INITIALS} before your relationship began (If you knew {INITIALS} in more than one way, choose more than one answer.): You were friends.

			Frequency	% of total	% of valid
Valid	0	not marked	351	1.69%	64.88%
	1	marked	190	0.92%	35.12%
		Total	541	2.61%	100%

Missing	6	refused	9	0.04%	
	7	legitimate skip	20184	97.3%	
	8	don't know	11	0.05%	
		Total	20,204	97.39%	

Valid	Invalid	Minimum	Maximum
541	20204	0	1

### H1RX8F\_2 - S26RX8F PARTNR2-SHARED MUTUAL FRIEND-W1

Type	Code
Measurement Unit	numeric
H1RX8F_2	8F_2. 2nd RX Partner: In what ways did you know {INITIALS} before your relationship began (If you knew {INITIALS} in more than one way, choose more than one answer.): {INITIALS} was a friend of another friend of yours.

			Frequency	% of total	% of valid
Valid	0	not marked	327	1.58%	60.44%
	1	marked	214	1.03%	39.56%
		Total	541	2.61%	100%
Missing	6	refused	9	0.04%	
	7	legitimate skip	20184	97.3%	
	8	don't know	11	0.05%	
		Total	20,204	97.39%	

Valid	Invalid	Minimum	Maximum
541	20204	0	1

### H1RX8G\_2 - S26RX8G PARTNR2-SOME OTHER WAY-W1

Type	Code
Measurement Unit	numeric
H1RX8G_2	8G_2. 2nd RX Partner: In what ways did you know {INITIALS} before your relationship began (If you knew {INITIALS} in more than one way, choose more than one answer.): some other way

			Frequency	% of total	% of valid
Valid	0	not marked	474	2.28%	87.62%
	1	marked	67	0.32%	12.38%
		Total	541	2.61%	100%
Missing	6	refused	9	0.04%	
	7	legitimate skip	20184	97.3%	
	8	don't know	11	0.05%	

		Total	20,204	97.39%	
--	--	-------	--------	--------	--

Valid	Invalid	Minimum	Maximum
541	20204	0	1

### H1RX8H\_2 - S26RX8H PARTNR2-DID NOT KNOW BEFORE-W1

Type	Code
Measurement Unit	numeric
H1RX8H_2	8H_2. 2nd RX Partner: In what ways did you know {INITIALS} before your relationship began (If you knew {INITIALS} in more than one way, choose more than one answer.): You did not know {INITIALS} before your relationship began. Your relationship began at your first meeting.

			Frequency	% of total	% of valid
Valid	0	not marked	500	2.41%	92.42%
	1	marked	41	0.2%	7.58%
		Total	541	2.61%	100%
Missing	6	refused	9	0.04%	
	7	legitimate skip	20184	97.3%	
	8	don't know	11	0.05%	
		Total	20,204	97.39%	

Valid	Invalid	Minimum	Maximum
541	20204	0	1

### H1RX9\_2 - S26RX9 PARTNR2-HOW MANY FRIENDS KNEW-W1

Type	Code
Measurement Unit	numeric
H1RX9_2	9_2. 2nd RX Partner: When your relationship with {INITIALS} began, how many of your close friends knew {INITIALS}?

			Frequency	% of total	% of valid
Valid	1	all of them	154	0.74%	28.21%
	2	most of them	144	0.69%	26.37%
	3	a few of them	157	0.76%	28.75%
	4	one of them	54	0.26%	9.89%
	5	none of them	36	0.17%	6.59%
	6	when your relationship with {INITIALS} began, you had no close friends	1	0%	0.18%
		Total	546	2.63%	100%

Missing	96	refused	7	0.03%	
	97	legitimate skip	20184	97.3%	
	98	don't know	8	0.04%	
		Total	20,199	97.37%	

Valid	Invalid	Minimum	Maximum
546	20199	1	6

### H1RX10\_2 - S26RX10 PARTNR2-STILL GOING ON-W1

Type	Code
Measurement Unit	numeric
H1RX10_2	10_2. 2nd RX Partner: Is your relationship with {INITIALS} still going on?

			Frequency	% of total	% of valid
Valid	0	no	378	1.82%	69.61%
	1	yes	165	0.8%	30.39%
		Total	543	2.62%	100%
Missing	.	missing	8	0.04%	
	6	refused	4	0.02%	
	7	legitimate skip	20184	97.3%	
	8	don't know	6	0.03%	
		Total	20,202	97.38%	

Valid	Invalid	Minimum	Maximum
543	20202	0	1

### H1RX11M2 - S26RX11M PARTNR2-WHEN DID IT END-MO-W1

Type	Code
Measurement Unit	numeric
H1RX11M2	11M2. 2nd RX Partner: In what month [and year] did your relationship with {INITIALS} end?

	Frequency	% of total	% of valid
--	-----------	------------	------------

Valid	1	January	23	0.11%	8.3%
	2	February	22	0.11%	7.94%
	3	March	37	0.18%	13.36%
	4	April	39	0.19%	14.08%
	5	May	27	0.13%	9.75%
	6	June	37	0.18%	13.36%
	7	July	27	0.13%	9.75%
	8	August	20	0.1%	7.22%
	9	September	16	0.08%	5.78%
	10	October	8	0.04%	2.89%
	11	November	5	0.02%	1.81%
	12	December	16	0.08%	5.78%
		Total	277	1.34%	100%
Missing	.	missing	8	0.04%	
	96	refused	6	0.03%	
	97	legitimate skip	20359	98.14%	
	98	don't know	95	0.46%	
		Total	20,468	98.66%	

Valid	Invalid	Minimum	Maximum
277	20468	1	12

### H1RX11Y2 - S26RX11Y PARTNR2-WHEN DID IT END-YR-W1

Type	Code
Measurement Unit	numeric
H1RX11Y2	11Y2. 2nd RX Partner: In what [month and] year did your relationship with {INITIALS} end?

			Frequency	% of total	% of valid
Valid	80	1980	1	0%	0.34%
	89	1989	2	0.01%	0.68%
	90	1990	2	0.01%	0.68%
	91	1991	1	0%	0.34%
	92	1992	5	0.02%	1.69%
	93	1993	26	0.13%	8.81%
	94	1994	100	0.48%	33.9%
	95	1995	158	0.76%	53.56%
		Total	295	1.42%	100%

Missing	.	missing	11	0.05%	
	96	refused	5	0.02%	
	97	legitimate skip	20359	98.14%	
	98	don't know	75	0.36%	
		Total	20,450	98.58%	

Valid	Invalid	Minimum	Maximum
295	20450	80	95

### H1RX12\_2 - S26RX12 PARTNR2-WHAT YEAR DID IT END-W1

Type	Code
Measurement Unit	numeric
H1RX12_2	12_2. 2nd RX Partner: In what year did your relationship with {INITIALS} end?

			Frequency	% of total	% of valid
Valid	93	1993	3	0.01%	5.77%
	94	1994	33	0.16%	63.46%
	95	1995	16	0.08%	30.77%
		Total	52	0.25%	100%
Missing	.	missing	20	0.1%	
	96	refused	6	0.03%	
	97	legitimate skip	20624	99.42%	
	98	don't know	43	0.21%	
		Total	20,693	99.75%	

Valid	Invalid	Minimum	Maximum
52	20693	93	95

### H1RX13\_2 - S26RX13 PARTNR2-WHERE LIVE AT END-W1

Type	Code
Measurement Unit	numeric
H1RX13_2	13_2. 2nd RX Partner: When your relationship with {INITIALS} ended, where did {INITIALS} live?

			Frequency	% of total	% of valid
Valid	1	in your neighborhood	108	0.52%	29.03%
	2	not in your neighborhood	264	1.27%	70.97%
		Total	372	1.79%	100%

Missing	.	missing	8	0.04%	
	6	refused	3	0.01%	
	7	legitimate skip	20359	98.14%	
	8	don't know	3	0.01%	
		Total	20,373	98.21%	

Valid	Invalid	Minimum	Maximum
372	20373	1	2

### H1RX14\_2 - S26RX14 PARTNR2-SAMPLE/SISTER SCH NOW-W1

Type	Code
Measurement Unit	numeric
H1RX14_2	14_2. 2nd RX Partner: [If SCHOOL YEAR:] Does {INITIALS} go to {SAMPLE SCHOOL} or {SISTER SCHOOL} now? [If SUMMER:] Did {INITIALS} go to {SAMPLE SCHOOL} or {SISTER SCHOOL} during the 1994-95 school year?

			Frequency	% of total	% of valid
Valid	0	no	310	1.49%	62.25%
	1	yes	188	0.91%	37.75%
		Total	498	2.4%	100%
Missing	.	missing	51	0.25%	
	6	refused	4	0.02%	
	7	legitimate skip	20184	97.3%	
	8	don't know	8	0.04%	
		Total	20,247	97.6%	

Valid	Invalid	Minimum	Maximum
498	20247	0	1

### H1RX15\_2 - S26RX15 PARTNR2-GRADE NOW-W1

Type	Code
Measurement Unit	numeric
H1RX15_2	15_2. 2nd RX Partner: [If SCHOOL YEAR:] What grade is {INITIALS} in now? [If SUMMER:] What grade was {INITIALS} in during the 1994-95 school year?

			Frequency	% of total	% of valid
--	--	--	-----------	------------	------------



Valid	5	first to fifth grade	3	0.01%	0.56%
	6	sixth grade	4	0.02%	0.74%
	7	seventh grade	12	0.06%	2.23%
	8	eighth grade	28	0.13%	5.21%
	9	ninth grade	69	0.33%	12.85%
	10	tenth grade	92	0.44%	17.13%
	11	eleventh grade	83	0.4%	15.46%
	12	twelfth grade	89	0.43%	16.57%
	13	{INITIALS} has graduated from high school, and is in another kind of school	42	0.2%	7.82%
	14	{INITIALS} has graduated from high school, and is out of school	55	0.27%	10.24%
	15	{INITIALS} has dropped out of school	37	0.18%	6.89%
	16	{INITIALS} is in school, but you don't know what grade	4	0.02%	0.74%
	17	you don't know whether {INITIALS} was in school	19	0.09%	3.54%
		Total	537	2.59%	100%
Missing	96	refused	7	0.03%	
	97	legitimate skip	20184	97.3%	
	98	don't know	17	0.08%	
	Total	20,208	97.41%		

Valid	Invalid	Minimum	Maximum
537	20208	5	17

### H1RX16\_2 - S26RX16 PARTNR2-HISPANIC/LATINO-W1

Type	Code
Measurement Unit	numeric
H1RX16_2	16_2. 2nd RX Partner: Is {INITIALS} of Hispanic or Latino origin?

			Frequency	% of total	% of valid
Valid	0	no	455	2.19%	82.88%
	1	yes	94	0.45%	17.12%
		Total	549	2.65%	100%
Missing	6	refused	5	0.02%	
	7	legitimate skip	20184	97.3%	
	8	don't know	7	0.03%	
	Total	20,196	97.35%		

Valid	Invalid	Minimum	Maximum
549	20196	0	1

### H1RX17A2 - S26RX17A PARTNR2-MEXICAN-W1

Type	Code
Measurement Unit	numeric
H1RX17A2	17A2. 2nd RX Partner: What is {INITIALS}'s Hispanic or Latino background (You may choose more than one answer.): Mexican/Mexican American

			Frequency	% of total	% of valid
Valid	0	not marked	40	0.19%	43.96%
	1	marked	51	0.25%	56.04%
	Total		91	0.44%	100%
Missing	6	refused	2	0.01%	
	7	legitimate skip	20651	99.55%	
	8	don't know	1	0%	
	Total		20,654	99.56%	

Valid	Invalid	Minimum	Maximum
91	20654	0	1

### H1RX17B2 - S26RX17B PARTNR2-CHICANO-W1

Type	Code
Measurement Unit	numeric
H1RX17B2	17B2. 2nd RX Partner: What is {INITIALS}'s Hispanic or Latino background (You may choose more than one answer.): Chicano/Chicana

			Frequency	% of total	% of valid
Valid	0	not marked	86	0.41%	94.51%
	1	marked	5	0.02%	5.49%
	Total		91	0.44%	100%
Missing	6	refused	2	0.01%	
	7	legitimate skip	20651	99.55%	
	8	don't know	1	0%	
	Total		20,654	99.56%	

Valid	Invalid	Minimum	Maximum
91	20654	0	1

### H1RX17C2 - S26RX17C PARTNR2-CUBAN-W1

Type	Code
Measurement Unit	numeric
H1RX17C2	17C2. 2nd RX Partner: What is {INITIALS}'s Hispanic or Latino background (You may choose more than one answer.): Cuban/Cuban American

			Frequency	% of total	% of valid
Valid	0	not marked	83	0.4%	91.21%
	1	marked	8	0.04%	8.79%
Total			91	0.44%	100%
Missing	6	refused	2	0.01%	
	7	legitimate skip	20651	99.55%	
	8	don't know	1	0%	
Total			20,654	99.56%	

Valid	Invalid	Minimum	Maximum
91	20654	0	1

### H1RX17D2 - S26RX17D PARTNR2-PUERTO RICAN-W1

Type	Code
Measurement Unit	numeric
H1RX17D2	17D2. 2nd RX Partner: What is {INITIALS}'s Hispanic or Latino background (You may choose more than one answer.): Puerto Rican

			Frequency	% of total	% of valid
Valid	0	not marked	80	0.39%	87.91%
	1	marked	11	0.05%	12.09%
Total			91	0.44%	100%
Missing	6	refused	2	0.01%	
	7	legitimate skip	20651	99.55%	
	8	don't know	1	0%	
Total			20,654	99.56%	

Valid	Invalid	Minimum	Maximum
91	20654	0	1

### H1RX17E2 - S26RX17E PARTNR2-CENTR/SOUTH AMERICAN-W1

Type	Code
Measurement Unit	numeric
H1RX17E2	17E2. 2nd RX Partner: What is {INITIALS}'s Hispanic or Latino background (You may choose more than one answer.): Central/South American

			Frequency	% of total	% of valid
Valid	0	not marked	82	0.4%	90.11%
	1	marked	9	0.04%	9.89%
Total			91	0.44%	100%
Missing	6	refused	2	0.01%	
	7	legitimate skip	20651	99.55%	
	8	don't know	1	0%	
Total			20,654	99.56%	

Valid	Invalid	Minimum	Maximum
91	20654	0	1

### H1RX17F2 - S26RX17F PARTNR2-OTHER HISPANIC-W1

Type	Code
Measurement Unit	numeric
H1RX17F2	17F2. 2nd RX Partner: What is {INITIALS}'s Hispanic or Latino background (You may choose more than one answer.): other Hispanic

			Frequency	% of total	% of valid
Valid	0	not marked	81	0.39%	89.01%
	1	marked	10	0.05%	10.99%
Total			91	0.44%	100%
Missing	6	refused	2	0.01%	
	7	legitimate skip	20651	99.55%	
	8	don't know	1	0%	
Total			20,654	99.56%	

Valid	Invalid	Minimum	Maximum
91	20654	0	1

### H1RX18A2 - S26RX18A PARTNR2-WHITE-W1

Type	Code
Measurement Unit	numeric
H1RX18A2	18A2. 2nd RX Partner: What is {INITIALS}'s race (If {INITIALS} is of mixed race, you may choose more than one answer.): white

			Frequency	% of total	% of valid
Valid	0	not marked	260	1.25%	47.53%
	1	marked	287	1.38%	52.47%
Total			547	2.64%	100%

Missing	6	refused	8	0.04%	
	7	legitimate skip	20184	97.3%	
	8	don't know	6	0.03%	
		Total	20,198	97.36%	

Valid	Invalid	Minimum	Maximum
547	20198	0	1

### H1RX18B2 - S26RX18B PARTNR2-AFRICAN AMERICAN-W1

Type	Code
Measurement Unit	numeric
H1RX18B2	18B2. 2nd RX Partner: What is {INITIALS}'s race (If {INITIALS} is of mixed race, you may choose more than one answer.): black or African American

			Frequency	% of total	% of valid
Valid	0	not marked	367	1.77%	67.09%
	1	marked	180	0.87%	32.91%
		Total	547	2.64%	100%
Missing	6	refused	8	0.04%	
	7	legitimate skip	20184	97.3%	
	8	don't know	6	0.03%	
		Total	20,198	97.36%	

Valid	Invalid	Minimum	Maximum
547	20198	0	1

### H1RX18C2 - S26RX18C PARTNR2-AMERICAN INDIAN-W1

Type	Code
Measurement Unit	numeric
H1RX18C2	18C2. 2nd RX Partner: What is {INITIALS}'s race (If {INITIALS} is of mixed race, you may choose more than one answer.): American Indian or Native American

			Frequency	% of total	% of valid
Valid	0	not marked	532	2.56%	97.26%
	1	marked	15	0.07%	2.74%
		Total	547	2.64%	100%
Missing	6	refused	8	0.04%	
	7	legitimate skip	20184	97.3%	
	8	don't know	6	0.03%	
		Total	20,198	97.36%	

		Total	20,198	97.36%	
--	--	-------	--------	--------	--

Valid	Invalid	Minimum	Maximum
547	20198	0	1

### 

Type	Code
Measurement Unit	numeric
H1RX18D2	18D2. 2nd RX Partner: What is {INITIALS}'s race (If {INITIALS} is of mixed race, you may choose more than one answer.): Asian or Pacific Islander

			Frequency	% of total	% of valid
Valid	0	not marked	529	2.55%	96.71%
	1	marked	18	0.09%	3.29%
		Total	547	2.64%	100%
Missing	6	refused	8	0.04%	
	7	legitimate skip	20184	97.3%	
	8	don't know	6	0.03%	
		Total	20,198	97.36%	

Valid	Invalid	Minimum	Maximum
547	20198	0	1

### 

Type	Code
Measurement Unit	numeric
H1RX18E2	18E2. 2nd RX Partner: What is {INITIALS}'s race (If {INITIALS} is of mixed race, you may choose more than one answer.): other

			Frequency	% of total	% of valid
Valid	0	not marked	486	2.34%	88.85%
	1	marked	61	0.29%	11.15%
		Total	547	2.64%	100%
Missing	6	refused	8	0.04%	
	7	legitimate skip	20184	97.3%	
	8	don't know	6	0.03%	
		Total	20,198	97.36%	

Valid	Invalid	Minimum	Maximum
547	20198	0	1

 H1RX19A2 - S26RX19A PARTNR2-CHINESE-W1

Type	Code
Measurement Unit	numeric
H1RX19A2	19A2. 2nd RX Partner: What is {INITIALS}'s Asian background (You may choose more than one answer.): Chinese

			Frequency	% of total	% of valid
Valid	0	not marked	17	0.08%	94.44%
	1	marked	1	0%	5.56%
		Total	18	0.09%	100%
Missing	7	legitimate skip	20727	99.91%	
	Total		20,727	99.91%	

Valid	Invalid	Minimum	Maximum
18	20727	0	1

 H1RX19B2 - S26RX19B PARTNR2-FILIPINO-W1

Type	Code
Measurement Unit	numeric
H1RX19B2	19B2. 2nd RX Partner: What is {INITIALS}'s Asian background (You may choose more than one answer.): Filipino

			Frequency	% of total	% of valid
Valid	0	not marked	6	0.03%	33.33%
	1	marked	12	0.06%	66.67%
		Total	18	0.09%	100%
Missing	7	legitimate skip	20727	99.91%	
	Total		20,727	99.91%	

Valid	Invalid	Minimum	Maximum
18	20727	0	1

 H1RX19C2 - S26RX19C PARTNR2-JAPANESE-W1

Type	Code
Measurement Unit	numeric
H1RX19C2	19C2. 2nd RX Partner: What is {INITIALS}'s Asian background (You may choose more than one answer.): Japanese

			Frequency	% of total	% of valid
--	--	--	-----------	------------	------------

Valid	0	not marked	18	0.09%	100%
		Total	18	0.09%	100%
Missing	7	legitimate skip	20727	99.91%	
		Total	20,727	99.91%	

Valid	Invalid	Minimum	Maximum
18	20727	0	0

### H1RX19D2 - S26RX19D PARTNR2-ASIAN INDIAN-W1

Type	Code
Measurement Unit	numeric
H1RX19D2	19D2. 2nd RX Partner: What is {INITIALS}'s Asian background (You may choose more than one answer.): Asian Indian

			Frequency	% of total	% of valid
Valid	0	not marked	18	0.09%	100%
		Total	18	0.09%	100%
Missing	7	legitimate skip	20727	99.91%	
		Total	20,727	99.91%	

Valid	Invalid	Minimum	Maximum
18	20727	0	0

### H1RX19E2 - S26RX19E PARTNR2-KOREAN-W1

Type	Code
Measurement Unit	numeric
H1RX19E2	19E2. 2nd RX Partner: What is {INITIALS}'s Asian background (You may choose more than one answer.): Korean

			Frequency	% of total	% of valid
Valid	0	not marked	17	0.08%	94.44%
	1	marked	1	0%	5.56%
		Total	18	0.09%	100%
Missing	7	legitimate skip	20727	99.91%	
		Total	20,727	99.91%	

Valid	Invalid	Minimum	Maximum
18	20727	0	1



 H1RX19F2 - S26RX19F PARTNR2-VIETNAMESE-W1

Type	Code
Measurement Unit	numeric
H1RX19F2	19F2. 2nd RX Partner: What is {INITIALS}'s Asian background (You may choose more than one answer.): Vietnamese

			Frequency	% of total	% of valid
Valid	0	not marked	18	0.09%	100%
		Total	18	0.09%	100%
Missing	7	legitimate skip	20727	99.91%	
		Total	20,727	99.91%	

Valid	Invalid	Minimum	Maximum
18	20727	0	0

 H1RX19G2 - S26RX19G PARTNR2-OTHER-W1

Type	Code
Measurement Unit	numeric
H1RX19G2	19G2. 2nd RX Partner: What is {INITIALS}'s Asian background (You may choose more than one answer.): other

			Frequency	% of total	% of valid
Valid	0	not marked	13	0.06%	72.22%
	1	marked	5	0.02%	27.78%
		Total	18	0.09%	100%
Missing	7	legitimate skip	20727	99.91%	
		Total	20,727	99.91%	

Valid	Invalid	Minimum	Maximum
18	20727	0	1

 H1RX20\_2 - S26RX20 PARTNR2-GENDER-W1

Type	Code
Measurement Unit	numeric
H1RX20_2	20_2. 2nd RX Partner: What is {INITIALS}'s sex?

			Frequency	% of total	% of valid
Valid	1	male	232	1.12%	42.26%
	2	female	317	1.53%	57.74%

		Total	549	2.65%	100%
Missing	6	refused	7	0.03%	
	7	legitimate skip	20184	97.3%	
	8	don't know	5	0.02%	
		Total	20,196	97.35%	

Valid	Invalid	Minimum	Maximum
549	20196	1	2

### H1RX21A2 - S26RX21A PARTNR2-GROUP DATE-W1

Type	Code
Measurement Unit	numeric
H1RX21A2	21A2. 2nd RX Partner: Please look at the cards given to you earlier, and first take out all the cards that describe things that have NOT happened in your romantic relationship with {INITIALS}: We went out together in a group.

			Frequency	% of total	% of valid
Valid	0	card rejected	185	0.89%	39.19%
	1	card kept	287	1.38%	60.81%
		Total	472	2.28%	100%
Missing	.	missing	13	0.06%	
	6	refused	46	0.22%	
	7	legitimate skip	20184	97.3%	
	8	don't know	29	0.14%	
	9	not applicable	1	0%	
		Total	20,273	97.72%	

Valid	Invalid	Minimum	Maximum
472	20273	0	1

### H1RX21B2 - S26RX21B PARTNR2-MET PARENTS-W1

Type	Code
Measurement Unit	numeric
H1RX21B2	21B2. 2nd RX Partner: Please look at the cards given to you earlier, and first take out all the cards that describe things that have NOT happened in your romantic relationship with {INITIALS}: I met my partner's parents.

			Frequency	% of total	% of valid
Valid	0	card rejected	169	0.81%	35.81%
	1	card kept	303	1.46%	64.19%

		Total	472	2.28%	100%
Missing	.	missing	13	0.06%	
	6	refused	46	0.22%	
	7	legitimate skip	20184	97.3%	
	8	don't know	29	0.14%	
	9	not applicable	1	0%	
		Total	20,273	97.72%	

Valid	Invalid	Minimum	Maximum
472	20273	0	1

### H1RX21C2 - S26RX21C PARTNR2-SAID WERE A COUPLE-W1

Type	Code
Measurement Unit	numeric
H1RX21C2	21C2. 2nd RX Partner: Please look at the cards given to you earlier, and first take out all the cards that describe things that have NOT happened in your romantic relationship with {INITIALS}: I told other people that we were a couple.

			Frequency	% of total	% of valid
Valid	0	card rejected	144	0.69%	30.51%
	1	card kept	328	1.58%	69.49%
		Total	472	2.28%	100%
Missing	.	missing	13	0.06%	
	6	refused	46	0.22%	
	7	legitimate skip	20184	97.3%	
	8	don't know	29	0.14%	
	9	not applicable	1	0%	
		Total	20,273	97.72%	

Valid	Invalid	Minimum	Maximum
472	20273	0	1

### H1RX21D2 - S26RX21D PARTNR2-SAW LESS OF FRIENDS-W1

Type	Code
Measurement Unit	numeric
H1RX21D2	21D2. 2nd RX Partner: Please look at the cards given to you earlier, and first take out all the cards that describe things that have NOT happened in your romantic relationship with {INITIALS}: I saw less of my other friends so I could spend more time with my partner.

			Frequency	% of total	% of valid
Valid	0	card rejected	223	1.07%	47.25%
	1	card kept	249	1.2%	52.75%
Total			472	2.28%	100%
Missing	.	missing	13	0.06%	
	6	refused	46	0.22%	
	7	legitimate skip	20184	97.3%	
	8	don't know	29	0.14%	
	9	not applicable	1	0%	
Total			20,273	97.72%	

Valid	Invalid	Minimum	Maximum
472	20273	0	1

### H1RX21E2 - S26RX21E PARTNR2-WENT OUT ALONE-W1

Type	Code
Measurement Unit	numeric
H1RX21E2	21E2. 2nd RX Partner: Please look at the cards given to you earlier, and first take out all the cards that describe things that have NOT happened in your romantic relationship with {INITIALS}: We went out together alone.

			Frequency	% of total	% of valid
Valid	0	card rejected	108	0.52%	22.88%
	1	card kept	364	1.75%	77.12%
Total			472	2.28%	100%
Missing	.	missing	13	0.06%	
	6	refused	46	0.22%	
	7	legitimate skip	20184	97.3%	
	8	don't know	29	0.14%	
	9	not applicable	1	0%	
Total			20,273	97.72%	

Valid	Invalid	Minimum	Maximum
472	20273	0	1

### H1RX21F2 - S26RX21F PARTNR2-HELD HANDS-W1

Type	Code
Measurement Unit	numeric

H1RX21F2	21F2. 2nd RX Partner: Please look at the cards given to you earlier, and first take out all the cards that describe things that have NOT happened in your romantic relationship with {INITIALS}: We held hands.
----------	---

			Frequency	% of total	% of valid
Valid	0	card rejected	48	0.23%	10.17%
	1	card kept	424	2.04%	89.83%
Total			472	2.28%	100%
Missing	.	missing	13	0.06%	
	6	refused	46	0.22%	
	7	legitimate skip	20184	97.3%	
	8	don't know	29	0.14%	
	9	not applicable	1	0%	
Total			20,273	97.72%	

Valid	Invalid	Minimum	Maximum
472	20273	0	1

### H1RX21G2 - S26RX21G PARTNR2-GAVE A PRESENT-W1

Type	Code
Measurement Unit	numeric
H1RX21G2	21G2. 2nd RX Partner: Please look at the cards given to you earlier, and first take out all the cards that describe things that have NOT happened in your romantic relationship with {INITIALS}: I gave my partner a present.

			Frequency	% of total	% of valid
Valid	0	card rejected	224	1.08%	47.46%
	1	card kept	248	1.2%	52.54%
Total			472	2.28%	100%
Missing	.	missing	13	0.06%	
	6	refused	46	0.22%	
	7	legitimate skip	20184	97.3%	
	8	don't know	29	0.14%	
	9	not applicable	1	0%	
Total			20,273	97.72%	

Valid	Invalid	Minimum	Maximum
472	20273	0	1

### H1RX21H2 - S26RX21H PARTNR2-RECEIVED A PRESENT-W1

Type	Code
------	------

Measurement Unit	numeric
H1RX21H2	21H2. 2nd RX Partner: Please look at the cards given to you earlier, and first take out all the cards that describe things that have NOT happened in your romantic relationship with {INITIALS}: My partner gave me a present.

			Frequency	% of total	% of valid
Valid	0	card rejected	177	0.85%	37.5%
	1	card kept	295	1.42%	62.5%
	Total		472	2.28%	100%
Missing	.	missing	13	0.06%	
	6	refused	46	0.22%	
	7	legitimate skip	20184	97.3%	
	8	don't know	29	0.14%	
	9	not applicable	1	0%	
Total		20,273	97.72%		

Valid	Invalid	Minimum	Maximum
472	20273	0	1

### H1RX21I2 - S26RX21I PARTNR2-SAID HE/SHE LOVED ME-W1

Type	Code
Measurement Unit	numeric
H1RX21I2	21I2. 2nd RX Partner: Please look at the cards given to you earlier, and first take out all the cards that describe things that have NOT happened in your romantic relationship with {INITIALS}: I told my partner I loved him or her.

			Frequency	% of total	% of valid
Valid	0	card rejected	127	0.61%	26.91%
	1	card kept	345	1.66%	73.09%
	Total		472	2.28%	100%
Missing	.	missing	13	0.06%	
	6	refused	46	0.22%	
	7	legitimate skip	20184	97.3%	
	8	don't know	29	0.14%	
	9	not applicable	1	0%	
Total		20,273	97.72%		

Valid	Invalid	Minimum	Maximum
472	20273	0	1

### H1RX21J2 - S26RX21J PARTNR2-SAID I LOVED PARTNER-W1

Type	Code
Measurement Unit	numeric
H1RX21J2	21J2. 2nd RX Partner: Please look at the cards given to you earlier, and first take out all the cards that describe things that have NOT happened in your romantic relationship with {INITIALS}: My partner told me that he or she loved me.

			Frequency	% of total	% of valid
Valid	0	card rejected	115	0.55%	24.36%
	1	card kept	357	1.72%	75.64%
		Total	472	2.28%	100%
Missing	.	missing	13	0.06%	
	6	refused	46	0.22%	
	7	legitimate skip	20184	97.3%	
	8	don't know	29	0.14%	
	9	not applicable	1	0%	
		Total	20,273	97.72%	

Valid	Invalid	Minimum	Maximum
472	20273	0	1

### H1RX21K2 - S26RX21K PARTNR2-CONSIDERED A COUPLE-W1

Type	Code
Measurement Unit	numeric
H1RX21K2	21K2. 2nd RX Partner: Please look at the cards given to you earlier, and first take out all the cards that describe things that have NOT happened in your romantic relationship with {INITIALS}: We thought of ourselves as a couple.

			Frequency	% of total	% of valid
Valid	0	card rejected	106	0.51%	22.46%
	1	card kept	366	1.76%	77.54%
		Total	472	2.28%	100%
Missing	.	missing	13	0.06%	
	6	refused	46	0.22%	
	7	legitimate skip	20184	97.3%	
	8	don't know	29	0.14%	
	9	not applicable	1	0%	
		Total	20,273	97.72%	


Valid	Invalid	Minimum	Maximum
472	20273	0	1

 H1RX21L2 - S26RX21L PARTNR2-TALKED CONTRACEPT-W1

Type	Code
Measurement Unit	numeric
H1RX21L2	21L2. 2nd RX Partner: Please look at the cards given to you earlier, and first take out all the cards that describe things that have NOT happened in your romantic relationship with {INITIALS}: We talked about contraception or sexually transmitted diseases.

			Frequency	% of total	% of valid
Valid	0	card rejected	182	0.88%	38.56%
	1	card kept	290	1.4%	61.44%
	Total		472	2.28%	100%
Missing	.	missing	13	0.06%	
	6	refused	46	0.22%	
	7	legitimate skip	20184	97.3%	
	8	don't know	29	0.14%	
	9	not applicable	1	0%	
Total		20,273	97.72%		

Valid	Invalid	Minimum	Maximum
472	20273	0	1

 H1RX21M2 - S26RX21M PARTNR2-KISSED-W1

Type	Code
Measurement Unit	numeric
H1RX21M2	21M2. 2nd RX Partner: Please look at the cards given to you earlier, and first take out all the cards that describe things that have NOT happened in your romantic relationship with {INITIALS}: We kissed.

			Frequency	% of total	% of valid
Valid	0	card rejected	25	0.12%	5.3%
	1	card kept	447	2.15%	94.7%
	Total		472	2.28%	100%
Missing	.	missing	13	0.06%	
	6	refused	46	0.22%	
	7	legitimate skip	20184	97.3%	
	8	don't know	29	0.14%	
	9	not applicable	1	0%	
Total		20,273	97.72%		



Valid	Invalid	Minimum	Maximum
472	20273	0	1

### H1RX21N2 - S26RX21N PARTNR2-TOUCHED EACH OTHER-W1

Type	Code
Measurement Unit	numeric
H1RX21N2	21N2. 2nd RX Partner: Please look at the cards given to you earlier, and first take out all the cards that describe things that have NOT happened in your romantic relationship with {INITIALS}: We touched each other under our clothing or with no clothes on.

			Frequency	% of total	% of valid
Valid	0	card rejected	73	0.35%	15.47%
	1	card kept	399	1.92%	84.53%
		Total	472	2.28%	100%
Missing	.	missing	13	0.06%	
	6	refused	46	0.22%	
	7	legitimate skip	20184	97.3%	
	8	don't know	29	0.14%	
	9	not applicable	1	0%	
		Total	20,273	97.72%	

Valid	Invalid	Minimum	Maximum
472	20273	0	1

### H1RX21O2 - S26RX21O PARTNR2-HAD SEX-W1

Type	Code
Measurement Unit	numeric
H1RX21O2	21O2. 2nd RX Partner: Please look at the cards given to you earlier, and first take out all the cards that describe things that have NOT happened in your romantic relationship with {INITIALS}: We had sexual intercourse.

			Frequency	% of total	% of valid
Valid	0	card rejected	105	0.51%	22.25%
	1	card kept	367	1.77%	77.75%
		Total	472	2.28%	100%
Missing	.	missing	13	0.06%	
	6	refused	46	0.22%	
	7	legitimate skip	20184	97.3%	
	8	don't know	29	0.14%	
	9	not applicable	1	0%	

		Total	20,273	97.72%	
--	--	-------	--------	--------	--

Valid	Invalid	Minimum	Maximum
472	20273	0	1

### H1RX21P2 - S26RX21P PARTNR2-TOUCHED GENITALS-W1

Type	Code
Measurement Unit	numeric
H1RX21P2	21P2. 2nd RX Partner: Please look at the cards given to you earlier, and first take out all the cards that describe things that have NOT happened in your romantic relationship with {INITIALS}: We touched each other's genitals (private parts).

			Frequency	% of total	% of valid
Valid	0	card rejected	111	0.54%	23.52%
	1	card kept	361	1.74%	76.48%
		Total	472	2.28%	100%
Missing	.	missing	13	0.06%	
	6	refused	46	0.22%	
	7	legitimate skip	20184	97.3%	
	8	don't know	29	0.14%	
	9	not applicable	1	0%	
		Total	20,273	97.72%	

Valid	Invalid	Minimum	Maximum
472	20273	0	1

### H1RX21Q2 - S26RX21Q PARTNR2-GOT PREGNANT-W1

Type	Code
Measurement Unit	numeric
H1RX21Q2	21Q2. 2nd RX Partner: Please look at the cards given to you earlier, and first take out all the cards that describe things that have NOT happened in your romantic relationship with {INITIALS}: [If R is male:] My partner got pregnant. [If R is female]: I got pregnant

			Frequency	% of total	% of valid
Valid	0	card rejected	390	1.88%	82.63%
	1	card kept	82	0.4%	17.37%
		Total	472	2.28%	100%

Missing	.	missing	13	0.06%	
	6	refused	46	0.22%	
	7	legitimate skip	20184	97.3%	
	8	don't know	29	0.14%	
	9	not applicable	1	0%	
		Total	20,273	97.72%	

Valid	Invalid	Minimum	Maximum
472	20273	0	1

### H1RX21R2 - S26RX21R PARTNR2-GOT MARRIED-W1

Type	Code
Measurement Unit	numeric
H1RX21R2	21R2. 2nd RX Partner: Please look at the cards given to you earlier, and first take out all the cards that describe things that have NOT happened in your romantic relationship with {INITIALS}: We got married.

			Frequency	% of total	% of valid
Valid	0	card rejected	470	2.27%	99.58%
	1	card kept	2	0.01%	0.42%
		Total	472	2.28%	100%
Missing	.	missing	13	0.06%	
	6	refused	46	0.22%	
	7	legitimate skip	20184	97.3%	
	8	don't know	29	0.14%	
	9	not applicable	1	0%	
		Total	20,273	97.72%	

Valid	Invalid	Minimum	Maximum
472	20273	0	1

### H1RX22A2 - S26RX22A\_2 PARTNR2-FIRST EVENT-W1

Type	Code
Measurement Unit	numeric
H1RX22A2	22A2. 2nd RX Partner: Enter the first thing that happened in your relationship with {INITIALS}.

			Frequency	% of total	% of valid
--	--	--	-----------	------------	------------

Valid	1	we went out together in a group	151	0.73%	31.99%
	2	I met my partner's parents	67	0.32%	14.19%
	3	I told other people that we were a couple	25	0.12%	5.3%
	4	I saw less of my other friends so I could spend more time with my partner	15	0.07%	3.18%
	5	we went out together alone	57	0.27%	12.08%
	6	we held hands	60	0.29%	12.71%
	7	I gave my partner a present	8	0.04%	1.69%
	8	my partner gave me a present	12	0.06%	2.54%
	9	I told my partner that I loved him or her	7	0.03%	1.48%
	10	my partner told me that he or she loved me	7	0.03%	1.48%
	11	we thought of ourselves as a couple	31	0.15%	6.57%
	12	we talked about contraception or sexually transmitted diseases	6	0.03%	1.27%
	13	we kissed	18	0.09%	3.81%
	14	we touched each other under our clothing or with no clothes on	2	0.01%	0.42%
	15	we had sexual intercourse	3	0.01%	0.64%
	16	we touched each others' genitals (private parts)	3	0.01%	0.64%
		Total	472	2.28%	100%
Missing	.	missing	89	0.43%	
	97	legitimate skip	20184	97.3%	
		Total	20,273	97.72%	

Valid	Invalid	Minimum	Maximum
472	20273	1	16

### H1RX22B2 - S26RX22B\_2 PARTNR2-SECOND EVENT-W1

Type	Code
Measurement Unit	numeric
H1RX22B2	22B2. 2nd RX Partner: Enter the next [second] thing that happened in your relationship.

	Frequency	% of total	% of valid
--	-----------	------------	------------

Valid	1	we went out together in a group	30	0.14%	6.4%
	2	I met my partner's parents	50	0.24%	10.66%
	3	I told other people that we were a couple	58	0.28%	12.37%
	4	I saw less of my other friends so I could spend more time with my partner	20	0.1%	4.26%
	5	we went out together alone	53	0.26%	11.3%
	6	we held hands	85	0.41%	18.12%
	7	I gave my partner a present	6	0.03%	1.28%
	8	my partner gave me a present	9	0.04%	1.92%
	9	I told my partner that I loved him or her	15	0.07%	3.2%
	10	my partner told me that he or she loved me	8	0.04%	1.71%
	11	we thought of ourselves as a couple	26	0.13%	5.54%
	12	we talked about contraception or sexually transmitted diseases	8	0.04%	1.71%
	13	we kissed	81	0.39%	17.27%
	14	we touched each other under our clothing or with no clothes on	12	0.06%	2.56%
	15	we had sexual intercourse	3	0.01%	0.64%
	16	we touched each others' genitals (private parts)	5	0.02%	1.07%
		Total	469	2.26%	100%
Missing	.	missing	92	0.44%	
	97	legitimate skip	20184	97.3%	
		Total	20,276	97.74%	

Valid	Invalid	Minimum	Maximum
469	20276	1	16

### H1RX22C2 - S26RX22C\_2 PARTNR2-3RD EVENT-W1

Type	Code
Measurement Unit	numeric
H1RX22C2	22C2. 2nd RX Partner: Enter the next [third] thing that happened in your relationship.

	Frequency	% of total	% of valid
--	-----------	------------	------------

Valid	1	we went out together in a group	19	0.09%	4.09%
	2	I met my partner's parents	31	0.15%	6.67%
	3	I told other people that we were a couple	54	0.26%	11.61%
	4	I saw less of my other friends so I could spend more time with my partner	36	0.17%	7.74%
	5	we went out together alone	45	0.22%	9.68%
	6	we held hands	88	0.42%	18.92%
	7	I gave my partner a present	9	0.04%	1.94%
	8	my partner gave me a present	9	0.04%	1.94%
	9	I told my partner that I loved him or her	9	0.04%	1.94%
	10	my partner told me that he or she loved me	14	0.07%	3.01%
	11	we thought of ourselves as a couple	30	0.14%	6.45%
	12	we talked about contraception or sexually transmitted diseases	12	0.06%	2.58%
	13	we kissed	72	0.35%	15.48%
	14	we touched each other under our clothing or with no clothes on	17	0.08%	3.66%
	15	we had sexual intercourse	8	0.04%	1.72%
	16	we touched each others' genitals (private parts)	11	0.05%	2.37%
		Total	465	2.24%	100%
Missing	.	missing	96	0.46%	
	97	legitimate skip	20184	97.3%	
		Total	20,280	97.76%	

Valid	Invalid	Minimum	Maximum
465	20280	1	17

### H1RX22D2 - S26RX22D\_2 PARTNR2-4TH EVENT-W1

Type	Code
Measurement Unit	numeric
H1RX22D2	22D2. 2nd RX Partner: Enter the next [fourth] thing that happened in your relationship.

	Frequency	% of total	% of valid
--	-----------	------------	------------

Valid	1	we went out together in a group	12	0.06%	2.59%
	2	I met my partner's parents	26	0.13%	5.62%
	3	I told other people that we were a couple	33	0.16%	7.13%
	4	I saw less of my other friends so I could spend more time with my partner	31	0.15%	6.7%
	5	we went out together alone	65	0.31%	14.04%
	6	we held hands	52	0.25%	11.23%
	7	I gave my partner a present	22	0.11%	4.75%
	8	my partner gave me a present	13	0.06%	2.81%
	9	I told my partner that I loved him or her	20	0.1%	4.32%
	10	my partner told me that he or she loved me	18	0.09%	3.89%
	11	we thought of ourselves as a couple	35	0.17%	7.56%
	12	we talked about contraception or sexually transmitted diseases	9	0.04%	1.94%
	13	we kissed	62	0.3%	13.39%
	14	we touched each other under our clothing or with no clothes on	32	0.15%	6.91%
	15	we had sexual intercourse	15	0.07%	3.24%
	16	we touched each others' genitals (private parts)	18	0.09%	3.89%
		Total	463	2.23%	100%
Missing	.	missing	98	0.47%	
	97	legitimate skip	20184	97.3%	
		Total	20,282	97.77%	

Valid	Invalid	Minimum	Maximum
463	20282	1	16

### H1RX22E2 - S26RX22E\_2 PARTNR2-5TH EVENT-W1

Type	Code
Measurement Unit	numeric
H1RX22E2	22E2. 2nd RX Partner: Enter the next [fifth] thing that happened in your relationship.

	Frequency	% of total	% of valid
--	-----------	------------	------------

Valid	1	we went out together in a group	13	0.06%	2.86%
	2	I met my partner's parents	21	0.1%	4.63%
	3	I told other people that we were a couple	38	0.18%	8.37%
	4	I saw less of my other friends so I could spend more time with my partner	20	0.1%	4.41%
	5	we went out together alone	37	0.18%	8.15%
	6	we held hands	54	0.26%	11.89%
	7	I gave my partner a present	18	0.09%	3.96%
	8	my partner gave me a present	24	0.12%	5.29%
	9	I told my partner that I loved him or her	24	0.12%	5.29%
	10	my partner told me that he or she loved me	25	0.12%	5.51%
	11	we thought of ourselves as a couple	37	0.18%	8.15%
	12	we talked about contraception or sexually transmitted diseases	17	0.08%	3.74%
	13	we kissed	51	0.25%	11.23%
	14	we touched each other under our clothing or with no clothes on	29	0.14%	6.39%
	15	we had sexual intercourse	19	0.09%	4.19%
	16	we touched each others' genitals (private parts)	27	0.13%	5.95%
		Total	454	2.19%	100%
Missing	.	missing	107	0.52%	
	97	legitimate skip	20184	97.3%	
		Total	20,291	97.81%	

Valid	Invalid	Minimum	Maximum
454	20291	1	16

### H1RX22F2 - S26RX22F\_2 PARTNR2-6TH EVENT-W1

Type	Code
Measurement Unit	numeric
H1RX22F2	22F2. 2nd RX Partner: Enter the next [sixth] thing that happened in your relationship.

	Frequency	% of total	% of valid
--	-----------	------------	------------



Valid	1	we went out together in a group	10	0.05%	2.26%
	2	I met my partner's parents	12	0.06%	2.71%
	3	I told other people that we were a couple	36	0.17%	8.14%
	4	I saw less of my other friends so I could spend more time with my partner	19	0.09%	4.3%
	5	we went out together alone	30	0.14%	6.79%
	6	we held hands	38	0.18%	8.6%
	7	I gave my partner a present	45	0.22%	10.18%
	8	my partner gave me a present	21	0.1%	4.75%
	9	I told my partner that I loved him or her	31	0.15%	7.01%
	10	my partner told me that he or she loved me	36	0.17%	8.14%
	11	we thought of ourselves as a couple	37	0.18%	8.37%
	12	we talked about contraception or sexually transmitted diseases	14	0.07%	3.17%
	13	we kissed	25	0.12%	5.66%
	14	we touched each other under our clothing or with no clothes on	29	0.14%	6.56%
	15	we had sexual intercourse	33	0.16%	7.47%
	16	we touched each others' genitals (private parts)	25	0.12%	5.66%
		Total	442	2.13%	100%
Missing	.	missing	119	0.57%	
	97	legitimate skip	20184	97.3%	
		Total	20,303	97.87%	

Valid	Invalid	Minimum	Maximum
442	20303	1	17

### H1RX22G2 - S26RX22G\_2 PARTNR2-7TH EVENT-W1

Type	Code
Measurement Unit	numeric
H1RX22G2	22G2. 2nd RX Partner: Enter the next [seventh] thing that happened in your relationship.

	Frequency	% of total	% of valid
--	-----------	------------	------------

Valid	1	we went out together in a group	5	0.02%	1.19%
	2	I met my partner's parents	20	0.1%	4.76%
	3	I told other people that we were a couple	22	0.11%	5.24%
	4	I saw less of my other friends so I could spend more time with my partner	18	0.09%	4.29%
	5	we went out together alone	18	0.09%	4.29%
	6	we held hands	15	0.07%	3.57%
	7	I gave my partner a present	27	0.13%	6.43%
	8	my partner gave me a present	48	0.23%	11.43%
	9	I told my partner that I loved him or her	38	0.18%	9.05%
	10	my partner told me that he or she loved me	47	0.23%	11.19%
	11	we thought of ourselves as a couple	32	0.15%	7.62%
	12	we talked about contraception or sexually transmitted diseases	22	0.11%	5.24%
	13	we kissed	25	0.12%	5.95%
	14	we touched each other under our clothing or with no clothes on	31	0.15%	7.38%
	15	we had sexual intercourse	28	0.13%	6.67%
	16	we touched each others' genitals (private parts)	22	0.11%	5.24%
		Total	420	2.02%	100%
Missing	.	missing	141	0.68%	
	97	legitimate skip	20184	97.3%	
		Total	20,325	97.98%	

Valid	Invalid	Minimum	Maximum
420	20325	1	17

### H1RX22H2 - S26RX22H\_2 PARTNR2-8TH EVENT-W1

Type	Code
Measurement Unit	numeric
H1RX22H2	22H2. 2nd RX Partner: Enter the next [eighth] thing that happened in your relationship.

	Frequency	% of total	% of valid
--	-----------	------------	------------

Valid	1	we went out together in a group	7	0.03%	1.77%
	2	I met my partner's parents	11	0.05%	2.78%
	3	I told other people that we were a couple	19	0.09%	4.81%
	4	I saw less of my other friends so I could spend more time with my partner	14	0.07%	3.54%
	5	we went out together alone	13	0.06%	3.29%
	6	we held hands	11	0.05%	2.78%
	7	I gave my partner a present	23	0.11%	5.82%
	8	my partner gave me a present	40	0.19%	10.13%
	9	I told my partner that I loved him or her	58	0.28%	14.68%
	10	my partner told me that he or she loved me	44	0.21%	11.14%
	11	we thought of ourselves as a couple	25	0.12%	6.33%
	12	we talked about contraception or sexually transmitted diseases	27	0.13%	6.84%
	13	we kissed	16	0.08%	4.05%
	14	we touched each other under our clothing or with no clothes on	32	0.15%	8.1%
	15	we had sexual intercourse	23	0.11%	5.82%
	16	we touched each others' genitals (private parts)	30	0.14%	7.59%
		Total	395	1.9%	100%
Missing	.	missing	166	0.8%	
	97	legitimate skip	20184	97.3%	
		Total	20,350	98.1%	

Valid	Invalid	Minimum	Maximum
395	20350	1	17

### H1RX22I2 - S26RX22I\_2 PARTNR2-9TH EVENT-W1

Type	Code
Measurement Unit	numeric
H1RX22I2	22I2. 2nd RX Partner: Enter the next [ninth] thing that happened in your relationship.

	Frequency	% of total	% of valid
--	-----------	------------	------------

Valid	1	we went out together in a group	11	0.05%	2.97%
	2	I met my partner's parents	11	0.05%	2.97%
	3	I told other people that we were a couple	11	0.05%	2.97%
	4	I saw less of my other friends so I could spend more time with my partner	16	0.08%	4.32%
	5	we went out together alone	9	0.04%	2.43%
	6	we held hands	5	0.02%	1.35%
	7	I gave my partner a present	25	0.12%	6.76%
	8	my partner gave me a present	30	0.14%	8.11%
	9	I told my partner that I loved him or her	37	0.18%	10%
	10	my partner told me that he or she loved me	55	0.27%	14.86%
	11	we thought of ourselves as a couple	27	0.13%	7.3%
	12	we talked about contraception or sexually transmitted diseases	21	0.1%	5.68%
	13	we kissed	25	0.12%	6.76%
	14	we touched each other under our clothing or with no clothes on	32	0.15%	8.65%
	15	we had sexual intercourse	29	0.14%	7.84%
	16	we touched each others' genitals (private parts)	23	0.11%	6.22%
		Total	370	1.78%	100%
Missing	.	missing	191	0.92%	
	97	legitimate skip	20184	97.3%	
		Total	20,375	98.22%	

Valid	Invalid	Minimum	Maximum
370	20375	1	17

### H1RX22J2 - S26RX22J\_2 PARTNR2-10TH EVENT-W1

Type	Code
Measurement Unit	numeric
H1RX22J2	22J2. 2nd RX Partner: Enter the next [tenth] thing that happened in your relationship.

	Frequency	% of total	% of valid
--	-----------	------------	------------

Valid	1	we went out together in a group	5	0.02%	1.49%
	2	I met my partner's parents	14	0.07%	4.17%
	3	I told other people that we were a couple	8	0.04%	2.38%
	4	I saw less of my other friends so I could spend more time with my partner	10	0.05%	2.98%
	5	we went out together alone	9	0.04%	2.68%
	6	we held hands	4	0.02%	1.19%
	7	I gave my partner a present	16	0.08%	4.76%
	8	my partner gave me a present	32	0.15%	9.52%
	9	I told my partner that I loved him or her	32	0.15%	9.52%
	10	my partner told me that he or she loved me	40	0.19%	11.9%
	11	we thought of ourselves as a couple	33	0.16%	9.82%
	12	we talked about contraception or sexually transmitted diseases	37	0.18%	11.01%
	13	we kissed	10	0.05%	2.98%
	14	we touched each other under our clothing or with no clothes on	32	0.15%	9.52%
	15	we had sexual intercourse	23	0.11%	6.85%
	16	we touched each others' genitals (private parts)	26	0.13%	7.74%
		Total	336	1.62%	100%
Missing	.	missing	225	1.08%	
	97	legitimate skip	20184	97.3%	
		Total	20,409	98.38%	

Valid	Invalid	Minimum	Maximum
336	20409	1	17

### H1RX22K2 - S26RX22K\_2 PARTNR2-11TH EVENT-W1

Type	Code
Measurement Unit	numeric
H1RX22K2	22K2. 2nd RX Partner: Enter the next [eleventh] thing that happened in your relationship.

	Frequency	% of total	% of valid
--	-----------	------------	------------

Valid	1	we went out together in a group	5	0.02%	1.67%
	2	I met my partner's parents	15	0.07%	5.02%
	3	I told other people that we were a couple	8	0.04%	2.68%
	4	I saw less of my other friends so I could spend more time with my partner	13	0.06%	4.35%
	5	we went out together alone	10	0.05%	3.34%
	6	we held hands	4	0.02%	1.34%
	7	I gave my partner a present	15	0.07%	5.02%
	8	my partner gave me a present	10	0.05%	3.34%
	9	I told my partner that I loved him or her	28	0.13%	9.36%
	10	my partner told me that he or she loved me	24	0.12%	8.03%
	11	we thought of ourselves as a couple	29	0.14%	9.7%
	12	we talked about contraception or sexually transmitted diseases	34	0.16%	11.37%
	13	we kissed	12	0.06%	4.01%
	14	we touched each other under our clothing or with no clothes on	32	0.15%	10.7%
	15	we had sexual intercourse	28	0.13%	9.36%
	16	we touched each others' genitals (private parts)	30	0.14%	10.03%
		Total	299	1.44%	100%
Missing	.	missing	262	1.26%	
	97	legitimate skip	20184	97.3%	
		Total	20,446	98.56%	

Valid	Invalid	Minimum	Maximum
299	20446	1	17

### H1RX22L2 - S26RX22L\_2 PARTNR2-12TH EVENT-W1

Type	Code
Measurement Unit	numeric
H1RX22L2	22L2. 2nd RX Partner: Enter the next [twelfth] thing that happened in your relationship.

	Frequency	% of total	% of valid
--	-----------	------------	------------

Valid	1	we went out together in a group	5	0.02%	1.87%
	2	I met my partner's parents	9	0.04%	3.37%
	3	I told other people that we were a couple	9	0.04%	3.37%
	4	I saw less of my other friends so I could spend more time with my partner	9	0.04%	3.37%
	5	we went out together alone	5	0.02%	1.87%
	6	we held hands	2	0.01%	0.75%
	7	I gave my partner a present	14	0.07%	5.24%
	8	my partner gave me a present	12	0.06%	4.49%
	9	I told my partner that I loved him or her	13	0.06%	4.87%
	10	my partner told me that he or she loved me	15	0.07%	5.62%
	11	we thought of ourselves as a couple	8	0.04%	3%
	12	we talked about contraception or sexually transmitted diseases	37	0.18%	13.86%
	13	we kissed	29	0.14%	10.86%
	14	we touched each other under our clothing or with no clothes on	34	0.16%	12.73%
	15	we had sexual intercourse	25	0.12%	9.36%
	16	we touched each others' genitals (private parts)	34	0.16%	12.73%
		Total	267	1.29%	100%
Missing	.	missing	294	1.42%	
	97	legitimate skip	20184	97.3%	
		Total	20,478	98.71%	

Valid	Invalid	Minimum	Maximum
267	20478	1	17

### H1RX22M2 - S26RX22M\_2 PARTNR2-13TH EVENT-W1

Type	Code
Measurement Unit	numeric
H1RX22M2	22M2. 2nd RX Partner: Enter the next [thirteenth] thing that happened in your relationship.

	Frequency	% of total	% of valid
--	-----------	------------	------------

Valid	1	we went out together in a group	2	0.01%	0.88%
	2	I met my partner's parents	3	0.01%	1.32%
	3	I told other people that we were a couple	3	0.01%	1.32%
	4	I saw less of my other friends so I could spend more time with my partner	6	0.03%	2.64%
	5	we went out together alone	5	0.02%	2.2%
	6	we held hands	3	0.01%	1.32%
	7	I gave my partner a present	4	0.02%	1.76%
	8	my partner gave me a present	11	0.05%	4.85%
	9	I told my partner that I loved him or her	18	0.09%	7.93%
	10	my partner told me that he or she loved me	13	0.06%	5.73%
	11	we thought of ourselves as a couple	5	0.02%	2.2%
	12	we talked about contraception or sexually transmitted diseases	24	0.12%	10.57%
	13	we kissed	10	0.05%	4.41%
	14	we touched each other under our clothing or with no clothes on	49	0.24%	21.59%
	15	we had sexual intercourse	39	0.19%	17.18%
	16	we touched each others' genitals (private parts)	25	0.12%	11.01%
		Total	227	1.09%	100%
Missing	.	missing	334	1.61%	
	97	legitimate skip	20184	97.3%	
		Total	20,518	98.91%	

Valid	Invalid	Minimum	Maximum
227	20518	1	17

### H1RX22N2 - S26RX22N\_2 PARTNR2-14TH EVENT-W1

Type	Code
Measurement Unit	numeric
H1RX22N2	22N2. 2nd RX Partner: Enter the next [fourteenth] thing that happened in your relationship

	Frequency	% of total	% of valid
--	-----------	------------	------------



Valid	1	we went out together in a group	3	0.01%	1.63%
	2	I met my partner's parents	5	0.02%	2.72%
	3	I told other people that we were a couple	2	0.01%	1.09%
	4	I saw less of my other friends so I could spend more time with my partner	8	0.04%	4.35%
	5	we went out together alone	6	0.03%	3.26%
	6	we held hands	1	0%	0.54%
	7	I gave my partner a present	6	0.03%	3.26%
	8	my partner gave me a present	9	0.04%	4.89%
	9	I told my partner that I loved him or her	12	0.06%	6.52%
	10	my partner told me that he or she loved me	8	0.04%	4.35%
	11	we thought of ourselves as a couple	5	0.02%	2.72%
	12	we talked about contraception or sexually transmitted diseases	10	0.05%	5.43%
	13	we kissed	6	0.03%	3.26%
	14	we touched each other under our clothing or with no clothes on	28	0.13%	15.22%
	15	we had sexual intercourse	39	0.19%	21.2%
	16	we touched each others' genitals (private parts)	32	0.15%	17.39%
		Total	184	0.89%	100%
Missing	.	missing	377	1.82%	
	97	legitimate skip	20184	97.3%	
		Total	20,561	99.11%	

Valid	Invalid	Minimum	Maximum
184	20561	1	17

### H1RX22O2 - S26RX22O\_2 PARTNR2-15TH EVENT-W1

Type	Code
Measurement Unit	numeric
H1RX22O2	22O2. 2nd RX Partner: Enter the next [fifteenth] thing that happened in your relationship.

	Frequency	% of total	% of valid
--	-----------	------------	------------

Valid	1	we went out together in a group	7	0.03%	4.67%
	2	I met my partner's parents	2	0.01%	1.33%
	3	I told other people that we were a couple	1	0%	0.67%
	4	I saw less of my other friends so I could spend more time with my partner	11	0.05%	7.33%
	5	we went out together alone	1	0%	0.67%
	6	we held hands	2	0.01%	1.33%
	7	I gave my partner a present	7	0.03%	4.67%
	8	my partner gave me a present	11	0.05%	7.33%
	9	I told my partner that I loved him or her	2	0.01%	1.33%
	10	my partner told me that he or she loved me	3	0.01%	2%
	11	we thought of ourselves as a couple	3	0.01%	2%
	12	we talked about contraception or sexually transmitted diseases	7	0.03%	4.67%
	13	we kissed	1	0%	0.67%
	14	we touched each other under our clothing or with no clothes on	6	0.03%	4%
	15	we had sexual intercourse	32	0.15%	21.33%
	16	we touched each others' genitals (private parts)	44	0.21%	29.33%
		Total	150	0.72%	100%
Missing	.	missing	411	1.98%	
	97	legitimate skip	20184	97.3%	
		Total	20,595	99.28%	

Valid	Invalid	Minimum	Maximum
150	20595	1	18

### H1RX22P2 - S26RX22P\_2 PARTNR2-16TH EVENT-W1

Type	Code
Measurement Unit	numeric
H1RX22P2	22P2. 2nd RX Partner: Enter the next [sixteenth] thing that happened in your relationship.

	Frequency	% of total	% of valid
--	-----------	------------	------------

Valid	1	we went out together in a group	2	0.01%	2.15%
	2	I met my partner's parents	6	0.03%	6.45%
	3	I told other people that we were a couple	1	0%	1.08%
	4	I saw less of my other friends so I could spend more time with my partner	2	0.01%	2.15%
	5	we went out together alone	1	0%	1.08%
	6	we held hands	0	0%	0%
	7	I gave my partner a present	3	0.01%	3.23%
	8	my partner gave me a present	4	0.02%	4.3%
	9	I told my partner that I loved him or her	1	0%	1.08%
	10	my partner told me that he or she loved me	0	0%	0%
	11	we thought of ourselves as a couple	3	0.01%	3.23%
	12	we talked about contraception or sexually transmitted diseases	5	0.02%	5.38%
	13	we kissed	4	0.02%	4.3%
	14	we touched each other under our clothing or with no clothes on	2	0.01%	2.15%
	15	we had sexual intercourse	20	0.1%	21.51%
	16	we touched each others' genitals (private parts)	6	0.03%	6.45%
		Total	93	0.45%	100%
Missing	.	missing	468	2.26%	
	97	legitimate skip	20184	97.3%	
		Total	20,652	99.55%	

Valid	Invalid	Minimum	Maximum
93	20652	1	17

### H1RX22Q2 - S26RX22Q\_2 PARTNR2-17TH EVENT-W1

Type	Code
Measurement Unit	numeric
H1RX22Q2	22Q2. 2nd RX Partner: Enter the next [seventeenth] thing that happened in your relationship.

	Frequency	% of total	% of valid
--	-----------	------------	------------

Valid	4	I saw less of my other friends so I could spend more time with my partner	1	0%	12.5%
	17	If R is male: my partner got pregnant If R is female: I got pregnant	6	0.03%	75%
	18	we got married	1	0%	12.5%
		Total	8	0.04%	100%
Missing	.	missing	553	2.67%	
	97	legitimate skip	20184	97.3%	
		Total	20,737	99.96%	

Valid	Invalid	Minimum	Maximum
8	20737	4	18

H1RX22R2 - S26RX22R_2 PARTNR2-18TH EVENT-W1	
Type	Code
Measurement Unit	numeric
H1RX22R2	22R2. 2nd RX Partner: Enter the next [eighteenth] thing that happened in your relationship.

			Frequency
Missing	.	missing	561
	97	legitimate skip	20184

Valid	Invalid
0	20745

H1RX24A2 - S26RX24A2-PARTNR2-SEXUAL INTERCOURSE-W1	
Type	Code
Measurement Unit	numeric
H1RX24A2	24A2. 2nd RX Partner: [If R is male:] When you had sexual intercourse with {INITIALS} did you insert your penis into her vagina? [If R is female:] When you had sexual intercourse with {INITIALS} did he insert his penis into your vagina?

			Frequency	% of total	% of valid
Valid	0	no	48	0.23%	11.51%
	1	yes	369	1.78%	88.49%
		Total	417	2.01%	100%

Missing	6	refused	4	0.02%	
	7	legitimate skip	20323	97.97%	
	8	don't know	1	0%	
		Total	20,328	97.99%	

Valid	Invalid	Minimum	Maximum
417	20328	0	1

### H1RX25M2 - S26RX25\_2M PARTNR2-FIRST TIME SEX-MO-W1

Type	Code
Measurement Unit	numeric
H1RX25M2	25M2. 2nd RX Partner: In what month [and year] did you first have sexual intercourse with {INITIALS}?

			Frequency	% of total	% of valid
Valid	1	January	15	0.07%	5.26%
	2	February	31	0.15%	10.88%
	3	March	31	0.15%	10.88%
	4	April	36	0.17%	12.63%
	5	May	35	0.17%	12.28%
	6	June	27	0.13%	9.47%
	7	July	17	0.08%	5.96%
	8	August	23	0.11%	8.07%
	9	September	19	0.09%	6.67%
	10	October	18	0.09%	6.32%
	11	November	9	0.04%	3.16%
	12	December	24	0.12%	8.42%
			Total	285	1.37%
Missing	96	refused	6	0.03%	
	97	legitimate skip	20376	98.22%	
	98	don't know	78	0.38%	
		Total	20,460	98.63%	

Valid	Invalid	Minimum	Maximum
285	20460	1	12

### H1RX25Y2 - S26RX25\_2Y PARTNR2-FIRST TIME SEX-YR-W1

Type	Code
Measurement Unit	numeric
H1RX25Y2	25Y2. 2nd RX Partner: In what [month and] year did you first have sexual intercourse with {INITIALS}?

			Frequency	% of total	% of valid
Valid	89	1989	1	0%	0.33%
	90	1990	4	0.02%	1.33%
	91	1991	2	0.01%	0.67%
	92	1992	6	0.03%	2%
	93	1993	29	0.14%	9.67%
	94	1994	125	0.6%	41.67%
	95	1995	133	0.64%	44.33%
		Total	300	1.45%	100%
Missing	.	missing	2	0.01%	
	96	refused	5	0.02%	
	97	legitimate skip	20376	98.22%	
	98	don't know	62	0.3%	
		Total	20,445	98.55%	

Valid	Invalid	Minimum	Maximum
300	20445	89	95

### 

Type	Code
Measurement Unit	numeric
H1RX26M2	26M2. 2nd RX Partner: In what month [and year] did you have sexual intercourse with {INITIALS} most recently?

			Frequency	% of total	% of valid
Valid	1	January	13	0.06%	4.47%
	2	February	23	0.11%	7.9%
	3	March	28	0.13%	9.62%
	4	April	42	0.2%	14.43%
	5	May	47	0.23%	16.15%
	6	June	40	0.19%	13.75%
	7	July	20	0.1%	6.87%
	8	August	31	0.15%	10.65%
	9	September	16	0.08%	5.5%
	10	October	12	0.06%	4.12%
	11	November	8	0.04%	2.75%
	12	December	11	0.05%	3.78%
		Total	291	1.4%	100%
Missing	96	refused	8	0.04%	
	97	legitimate skip	20376	98.22%	
	98	don't know	70	0.34%	

		Total	20,454	98.6%	
--	--	-------	--------	-------	--

Valid	Invalid	Minimum	Maximum
291	20454	1	12

### H1RX26Y2 - S26RX26\_2Y PARTNR2-MOST RECENT SEX-YR-W1

Type	Code
Measurement Unit	numeric
H1RX26Y2	26Y2. 2nd RX Partner: In what [month and] year did you have sexual intercourse with {INITIALS} most recently?

			Frequency	% of total	% of valid
Valid	82	1982	1	0%	0.33%
	90	1990	2	0.01%	0.66%
	91	1991	1	0%	0.33%
	92	1992	1	0%	0.33%
	93	1993	16	0.08%	5.3%
	94	1994	86	0.41%	28.48%
	95	1995	195	0.94%	64.57%
		Total	302	1.46%	100%
Missing	.	missing	2	0.01%	
	96	refused	7	0.03%	
	97	legitimate skip	20376	98.22%	
	98	don't know	58	0.28%	
		Total	20,443	98.54%	

Valid	Invalid	Minimum	Maximum
302	20443	82	95

### H1RX27\_2 - S26RX27\_2 PARTNR2-SEX MORE THEN ONCE-W1

Type	Code
Measurement Unit	numeric
H1RX27_2	27_2. 2nd RX Partner: Did you and {INITIALS} have intercourse once, or more than once?

			Frequency	% of total	% of valid
Valid	1	once	85	0.41%	45.95%
	2	more than once	100	0.48%	54.05%
		Total	185	0.89%	100%

Missing	6	refused	2	0.01%	
	7	legitimate skip	20557	99.09%	
	8	don't know	1	0%	
		Total	20,560	99.11%	

Valid	Invalid	Minimum	Maximum
185	20560	1	2

### H1RX28\_2 - S26RX28\_2 PARTNR2-USE BIRTHCONTROL-W1

Type	Code
Measurement Unit	numeric
H1RX28_2	28_2. 2nd RX Partner: Did you or {INITIALS} use any method of birth control?

			Frequency	% of total	% of valid
Valid	0	no	28	0.13%	32.94%
	1	yes	57	0.27%	67.06%
		Total	85	0.41%	100%
Missing	7	legitimate skip	20660	99.59%	
		Total	20,660	99.59%	

Valid	Invalid	Minimum	Maximum
85	20660	0	1

### H1RX29A2 - S26RX29A\_2 PARTNR2-METHOD 1-W1

Type	Code
Measurement Unit	numeric
H1RX29A2	29A2. 2nd RX Partner: What method of birth control did you or your partner use?

			Frequency	% of total	% of valid
Valid	1	condoms (rubbers)	43	0.21%	93.48%
	2	withdrawal	1	0%	2.17%
	4	birth control pills	1	0%	2.17%
	12	contraceptive film	1	0%	2.17%
		Total	46	0.22%	100%
Missing	.	missing	11	0.05%	
	97	legitimate skip	20688	99.73%	
		Total	20,699	99.78%	

Valid	Invalid	Minimum	Maximum
46	20699	1	12



 H1RX29B2 - S26RX29B\_2 PARTNR2-METHOD 2-W1

Type	Code
Measurement Unit	numeric
H1RX29B2	29B2. 2nd RX Partner: What other method of birth control did you or your partner use?

			Frequency	% of total	% of valid
Valid	2	withdrawal	2	0.01%	4.35%
	4	birth control pills	8	0.04%	17.39%
	14	no other method	36	0.17%	78.26%
Total			46	0.22%	100%
Missing	.	missing	11	0.05%	
	97	legitimate skip	20688	99.73%	
Total			20,699	99.78%	

Valid	Invalid	Minimum	Maximum
46	20699	2	14

 H1RX29C2 - S26RX29C\_2 PARTNR2-METHOD 3-W1

Type	Code
Measurement Unit	numeric
H1RX29C2	29C2. 2nd RX Partner: What other method of birth control did you or your partner use?

			Frequency	% of total	% of valid
Valid	1	condoms (rubbers)	2	0.01%	20%
	9	Norplant	1	0%	10%
	12	contraceptive film	1	0%	10%
	14	no other method	6	0.03%	60%
Total			10	0.05%	100%
Missing	.	missing	11	0.05%	
	97	legitimate skip	20724	99.9%	
Total			20,735	99.95%	

Valid	Invalid	Minimum	Maximum
10	20735	1	14

 H1RX30\_2 - S26RX30\_2 PARTNR2-USE A CONDOM-W1

Type	Code
------	------

Measurement Unit	numeric
H1RX30_2	30_2. 2nd RX Partner: Was a condom used when you had sexual intercourse with {INITIALS}?

			Frequency	% of total	% of valid
Valid	0	no	2	0.01%	100%
	Total		2	0.01%	100%
Missing	.	missing	11	0.05%	
	7	legitimate skip	20732	99.94%	
	Total		20,743	99.99%	

Valid	Invalid	Minimum	Maximum
2	20743	0	0

### H1RX31\_2 - S26RX31\_2 PARTNR2-USE OTHER METHOD-W1

Type	Code
Measurement Unit	numeric
H1RX31_2	31_2. 2nd RX Partner: During the month when you and {INITIALS} had sexual intercourse, did either of you ever use any method of birth control?

			Frequency	% of total	% of valid
Valid	0	no	29	0.14%	29%
	1	yes	71	0.34%	71%
	Total		100	0.48%	100%
Missing	6	refused	2	0.01%	
	7	legitimate skip	20642	99.5%	
	8	don't know	1	0%	
	Total		20,645	99.52%	

Valid	Invalid	Minimum	Maximum
100	20645	0	1

### H1RX32\_2 - S26RX32\_2 PARTNR2-BIRTHCONTROL ALWAYS-W1

Type	Code
Measurement Unit	numeric
H1RX32_2	32_2. 2nd RX Partner: Did one or the other of you use some method of birth control every time you and {INITIALS} had intercourse?

			Frequency	% of total	% of valid
Valid	0	no	11	0.05%	15.49%
	1	yes	60	0.29%	84.51%

		Total	71	0.34%	100%
Missing	7	legitimate skip	20674	99.66%	
		Total	20,674	99.66%	

Valid	Invalid	Minimum	Maximum
71	20674	0	1

### H1RX33A2 - S26RX33A\_2 PARTNR2-METHOD 1-W1

Type	Code
Measurement Unit	numeric
H1RX33A2	33A2. 2nd RX Partner: What method of birth control did you or your partner use?

			Frequency	% of total	% of valid
Valid	1	condoms (rubbers)	51	0.25%	91.07%
	2	withdrawal	1	0%	1.79%
	6	refused	1	0%	1.79%
	9	Norplant	1	0%	1.79%
	11	Depo Provera	1	0%	1.79%
	13	some other method	1	0%	1.79%
		Total	56	0.27%	100%
Missing	.	missing	15	0.07%	
	97	legitimate skip	20674	99.66%	
		Total	20,689	99.73%	

Valid	Invalid	Minimum	Maximum
56	20689	1	13

### H1RX33B2 - S26RX33B\_2 PARTNR2-METHOD 2-W1

Type	Code
Measurement Unit	numeric
H1RX33B2	33B2. 2nd RX Partner: What other method of birth control did you or your partner use?

	Frequency	% of total	% of valid
--	-----------	------------	------------

Valid	1	condoms (rubbers)	7	0.03%	12.5%
	2	withdrawal	9	0.04%	16.07%
	4	birth control pills	6	0.03%	10.71%
	5	vaginal sponge	2	0.01%	3.57%
	9	Norplant	1	0%	1.79%
	12	contraceptive film	1	0%	1.79%
	14	no other method	30	0.14%	53.57%
		Total	56	0.27%	100%
Missing	.	missing	15	0.07%	
	97	legitimate skip	20674	99.66%	
		Total	20,689	99.73%	

Valid	Invalid	Minimum	Maximum
56	20689	1	14

H1RX33C2 - S26RX33C_2 PARTNR2-METHOD 3-W1	
Type	Code
Measurement Unit	numeric
H1RX33C2	33C2. 2nd RX Partner: What other method of birth control did you or your partner use?

			Frequency	% of total	% of valid
Valid	1	condoms (rubbers)	3	0.01%	12%
	2	withdrawal	1	0%	4%
	3	rhythm (safe time)	2	0.01%	8%
	4	birth control pills	1	0%	4%
	13	some other method	2	0.01%	8%
	14	no other method	16	0.08%	64%
		Total	25	0.12%	100%
Missing	.	missing	15	0.07%	
	96	refused	1	0%	
	97	legitimate skip	20704	99.8%	
		Total	20,720	99.88%	

Valid	Invalid	Minimum	Maximum
25	20720	1	14

H1RX34_2 - S26RX34_2 PARTNR2-EVER USE CONDOM-W1	
Type	Code
Measurement Unit	numeric

H1RX34_2	34_2. 2nd RX Partner: Was a condom ever used when you had sexual intercourse with {INITIALS}?
----------	---

			Frequency	% of total	% of valid
Valid	0	no	3	0.01%	100%
	Total		3	0.01%	100%
Missing	.	missing	16	0.08%	
	7	legitimate skip	20726	99.91%	
		Total	20,742	99.99%	

Valid	Invalid	Minimum	Maximum
3	20742	0	0

### H1RX35\_2 - S26RX35\_2 PARTNR2-USE >1 METHOD-W1

Type	Code
Measurement Unit	numeric
H1RX35_2	35_2. 2nd RX Partner: Did you and {INITIALS} use more than one birth control method at the same time, or did you use these methods at different times?

			Frequency	% of total	% of valid
Valid	1	you used more than one method at the same time	12	0.06%	46.15%
	2	you used only one method at a time, but the method chosen was different from time to time	6	0.03%	23.08%
	3	sometimes used only one method, and sometimes we used more than one	8	0.04%	30.77%
		Total	26	0.13%	100%
Missing	.	missing	9	0.04%	
	6	refused	1	0%	
	7	legitimate skip	20709	99.83%	
		Total	20,719	99.87%	

Valid	Invalid	Minimum	Maximum
26	20719	1	3

### H1RX36\_2 - S26RX35\_2 PARTNR2-USE BIRTHCONTROL-W1

Type	Code
Measurement Unit	numeric

H1RX36_2	36_2. 2nd RX Partner: Between {FIRST DATE} and {LAST DATE}, when you and {INITIALS} had sexual intercourse, did one or the other of you ever use any method of birth control?
----------	---

			Frequency	% of total	% of valid
Valid	0	no	48	0.23%	21.43%
	1	yes	176	0.85%	78.57%
		Total	224	1.08%	100%
Missing	7	legitimate skip	20520	98.92%	
	8	don't know	1	0%	
		Total	20,521	98.92%	

Valid	Invalid	Minimum	Maximum
224	20521	0	1

### H1RX37\_2 - S26RX37\_2 PARTNR2-ALWAYS BIRTHCONTROL-W1

Type	Code
Measurement Unit	numeric
H1RX37_2	37_2. 2nd RX Partner: Throughout these months, did one or the other of you use some method of birth control every time you and {INITIALS} had intercourse?

			Frequency	% of total	% of valid
Valid	0	no	34	0.16%	19.32%
	1	yes	142	0.68%	80.68%
		Total	176	0.85%	100%
Missing	7	legitimate skip	20569	99.15%	
		Total	20,569	99.15%	

Valid	Invalid	Minimum	Maximum
176	20569	0	1

### H1RX38A2 - S26RX38A\_2 PARTNR2-METHOD 1-W1

Type	Code
Measurement Unit	numeric
H1RX38A2	38A2. 2nd RX Partner: What method of birth control did you or your partner use?

			Frequency	% of total	% of valid
--	--	--	-----------	------------	------------

Valid	1	condoms (rubbers)	94	0.45%	92.16%
	4	birth control pills	6	0.03%	5.88%
	9	Norplant	1	0%	0.98%
	13	some other method	1	0%	0.98%
		Total	102	0.49%	100%
Missing	.	missing	74	0.36%	
	97	legitimate skip	20569	99.15%	
		Total	20,643	99.51%	

Valid	Invalid	Minimum	Maximum
102	20643	1	13

### H1RX38B2 - S26RX38B\_2 PARTNR2-METHOD 2-W1

Type	Code
Measurement Unit	numeric
H1RX38B2	38B2. 2nd RX Partner: What other method of birth control did you or your partner use?

			Frequency	% of total	% of valid
Valid	1	condoms (rubbers)	1	0%	0.98%
	2	withdrawal	17	0.08%	16.67%
	3	rhythm (safe time)	1	0%	0.98%
	4	birth control pills	13	0.06%	12.75%
	6	foam, jelly, creme, suppositories	4	0.02%	3.92%
	12	contraceptive film	1	0%	0.98%
	13	some other method	1	0%	0.98%
	14	no other method	64	0.31%	62.75%
		Total	102	0.49%	100%
Missing	.	missing	74	0.36%	
	97	legitimate skip	20569	99.15%	
		Total	20,643	99.51%	

Valid	Invalid	Minimum	Maximum
102	20643	1	14

### H1RX38C2 - S26RX38C\_2 PARTNR2-METHOD 3-W1

Type	Code
Measurement Unit	numeric
H1RX38C2	38C2. 2nd RX Partner: What other method of birth control did you or your partner use?

			Frequency	% of total	% of valid
Valid	2	withdrawal	2	0.01%	5.26%
	3	rhythm (safe time)	5	0.02%	13.16%
	4	birth control pills	7	0.03%	18.42%
	5	vaginal sponge	2	0.01%	5.26%
	7	diaphragm, with or without jelly	1	0%	2.63%
	9	Norplant	1	0%	2.63%
	13	some other method	1	0%	2.63%
	14	no other method	19	0.09%	50%
Total			38	0.18%	100%
Missing	.	missing	74	0.36%	
	97	legitimate skip	20633	99.46%	
Total			20,707	99.82%	

Valid	Invalid	Minimum	Maximum
38	20707	2	14

### H1RX39\_2 - S26RX39\_2 PARTNR2-EVER USE CONDOM-W1

Type	Code
Measurement Unit	numeric
H1RX39_2	39_2. 2nd RX Partner: Was a condom ever used when you had intercourse with {INITIALS}?

			Frequency	% of total	% of valid
Valid	0	no	7	0.03%	53.85%
	1	yes	6	0.03%	46.15%
	Total		13	0.06%	100%
Missing	.	missing	69	0.33%	
	7	legitimate skip	20663	99.6%	
Total			20,732	99.94%	

Valid	Invalid	Minimum	Maximum
13	20732	0	1

### H1RX40\_2 - S26RX40\_2 PARTNR2-USE >1 METHOD-W1

Type	Code
Measurement Unit	numeric
H1RX40_2	40_2. 2nd RX Partner: Did you and {INITIALS} use more than one method of birth control at the same time, or did you use these methods at different times?



			Frequency	% of total	% of valid
Valid	1	we used more than one method at the same time	23	0.11%	40.35%
	2	we used only one method at a time, but the method we chose was different from time to time	15	0.07%	26.32%
	3	sometimes we used only one method, and sometimes we used more than one	19	0.09%	33.33%
Total			57	0.27%	100%
Missing	.	missing	56	0.27%	
	7	legitimate skip	20632	99.46%	
Total			20,688	99.73%	

Valid	Invalid	Minimum	Maximum
57	20688	1	3

### H1RX41\_2 - S26RX41\_2 PARTNR2-NO. TIMES HAD SEX-W1

Type	Numeric (Double)
H1RX41_2	41_2. 2nd RX Partner: About how many times have you and {INITIALS} had sexual intercourse since {FIRST INTERCOURSE DATE}?

			Frequency	% of total	% of valid
Missing	9997	refused	20569	99.15%	
	9998	legitimate skip	8	0.04%	
Total			20,577	99.19%	

Valid	Invalid	Minimum	Maximum	Mean	StdDev
168	20577	1	700	25.708333...	75.496310...

### H1NR13\_2 - S26Q13 PARTNR2-AGE-W1

Type	Numeric (Double)
H1NR13_2	13_2. 2nd NR Partner: How old is {INITIALS}?

			Frequency	% of total	% of valid
Missing	.	missing	3878	18.69%	
	96	refused	20	0.1%	
	97	legitimate skip	15888	76.59%	
	98	don't know	17	0.08%	
Total			19,803	95.46%	

Valid	Invalid	Minimum	Maximum	Mean	StdDev
942	19803	1	55	17.697452...	3.7556579...

### H1NR14\_2 - S26Q14 PARTNR2-SAMPLE/SISTER SCH-W1

Type	Code
Measurement Unit	numeric
H1NR14_2	14_2. 2nd NR Partner: [If SCHOOL YEAR:] Does {INITIALS} go to {SAMPLE SCHOOL} or {SISTER SCHOOL} now? [If SUMMER:] Did {INITIALS} go to {SAMPLE SCHOOL} or {SISTER SCHOOL} during the 1994-95 school year?

			Frequency	% of total	% of valid
Valid	0	no	618	2.98%	69.75%
	1	yes	268	1.29%	30.25%
	Total		886	4.27%	100%
Missing	.	missing	3948	19.03%	
	6	refused	17	0.08%	
	7	legitimate skip	15888	76.59%	
	8	don't know	6	0.03%	
Total		19,859	95.73%		

Valid	Invalid	Minimum	Maximum
886	19859	0	1

### H1NR15\_2 - S26Q15 PARTNR2-GENDER-W1

Type	Code
Measurement Unit	numeric
H1NR15_2	15_2. 2nd NR Partner: What is {INITIALS}'s sex?

			Frequency	% of total	% of valid
Valid	1	male	365	1.76%	38.22%
	2	female	590	2.84%	61.78%
	Total		955	4.6%	100%
Missing	.	missing	3877	18.69%	
	6	refused	19	0.09%	
	7	legitimate skip	15888	76.59%	
	8	don't know	6	0.03%	
Total		19,790	95.4%		

Valid	Invalid	Minimum	Maximum
955	19790	1	2

 H1NR16\_2 - S26Q16 PARTNR2-HISPANIC/LATINO-W1

Type	Code
Measurement Unit	numeric
H1NR16_2	16_2. 2nd NR Partner: Is {INITIALS} of Hispanic or Latino origin?

			Frequency	% of total	% of valid
Valid	0	no	792	3.82%	83.11%
	1	yes	161	0.78%	16.89%
Total			953	4.59%	100%
Missing	.	missing	3877	18.69%	
	6	refused	20	0.1%	
	7	legitimate skip	15888	76.59%	
	8	don't know	7	0.03%	
Total			19,792	95.41%	

Valid	Invalid	Minimum	Maximum
953	19792	0	1

 H1NR17A2 - S26Q17A PARTNR2-MEXICAN-W1

Type	Code
Measurement Unit	numeric
H1NR17A2	17A2. 2nd NR Partner: What is {INITIALS}'s Hispanic or Latino background (You may choose more than one answer.): Mexican/Mexican American

			Frequency	% of total	% of valid
Valid	0	not marked	84	0.4%	53.85%
	1	marked	72	0.35%	46.15%
Total			156	0.75%	100%
Missing	.	missing	3877	18.69%	
	7	legitimate skip	16707	80.54%	
	8	don't know	5	0.02%	
Total			20,589	99.25%	

Valid	Invalid	Minimum	Maximum
156	20589	0	1

 H1NR17B2 - S26Q17B PARTNR2-CHICANO-W1

Type	Code
Measurement Unit	numeric

H1NR17B2	17B2. 2nd NR Partner: What is {INITIALS}'s Hispanic or Latino background (You may choose more than one answer.): Chicano/Chicana
----------	--

			Frequency	% of total	% of valid
Valid	0	not marked	140	0.67%	89.74%
	1	marked	16	0.08%	10.26%
Total			156	0.75%	100%
Missing	.	missing	3877	18.69%	
	7	legitimate skip	16707	80.54%	
	8	don't know	5	0.02%	
Total			20,589	99.25%	

Valid	Invalid	Minimum	Maximum
156	20589	0	1

### H1NR17C2 - S26Q17C PARTNR2-CUBAN-W1

Type	Code
Measurement Unit	numeric
H1NR17C2	17C2. 2nd NR Partner: What is {INITIALS}'s Hispanic or Latino background (You may choose more than one answer.): Cuban/Cuban American

			Frequency	% of total	% of valid
Valid	0	not marked	139	0.67%	89.1%
	1	marked	17	0.08%	10.9%
Total			156	0.75%	100%
Missing	.	missing	3877	18.69%	
	7	legitimate skip	16707	80.54%	
	8	don't know	5	0.02%	
Total			20,589	99.25%	

Valid	Invalid	Minimum	Maximum
156	20589	0	1

### H1NR17D2 - S26Q17D PARTNR2-PUERTO RICAN-W1

Type	Code
Measurement Unit	numeric
H1NR17D2	17D2. 2nd NR Partner: What is {INITIALS}'s Hispanic or Latino background (You may choose more than one answer.): Puerto Rican

			Frequency	% of total	% of valid
--	--	--	-----------	------------	------------

Valid	0	not marked	127	0.61%	81.41%
	1	marked	29	0.14%	18.59%
		Total	156	0.75%	100%
Missing	.	missing	3877	18.69%	
	7	legitimate skip	16707	80.54%	
	8	don't know	5	0.02%	
		Total	20,589	99.25%	

Valid	Invalid	Minimum	Maximum
156	20589	0	1

### H1NR17E2 - S26Q17E PARTNR2-CENTRAL/S AMERICAN-W1

Type	Code
Measurement Unit	numeric
H1NR17E2	17E2. 2nd NR Partner: What is {INITIALS}'s Hispanic or Latino background (You may choose more than one answer.): Central/South American

			Frequency	% of total	% of valid
Valid	0	not marked	145	0.7%	92.95%
	1	marked	11	0.05%	7.05%
		Total	156	0.75%	100%
Missing	.	missing	3877	18.69%	
	7	legitimate skip	16707	80.54%	
	8	don't know	5	0.02%	
		Total	20,589	99.25%	

Valid	Invalid	Minimum	Maximum
156	20589	0	1

### H1NR17F2 - S26Q17F PARTNR2-OTHER HISPANIC-W1

Type	Code
Measurement Unit	numeric
H1NR17F2	17F2. 2nd NR Partner: What is {INITIALS}'s Hispanic or Latino background (You may choose more than one answer.): other Hispanic

			Frequency	% of total	% of valid
Valid	0	not marked	137	0.66%	87.82%
	1	marked	19	0.09%	12.18%
		Total	156	0.75%	100%

Missing	.	missing	3877	18.69%	
	7	legitimate skip	16707	80.54%	
	8	don't know	5	0.02%	
		Total	20,589	99.25%	

Valid	Invalid	Minimum	Maximum
156	20589	0	1

### 

Type	Code
Measurement Unit	numeric
H1NR18A2	18A2. 2nd NR Partner: What is {INITIALS}'s race (If {INITIALS} is of mixed race, you may choose more than one answer.): white

			Frequency	% of total	% of valid
Valid	0	not marked	463	2.23%	48.63%
	1	marked	489	2.36%	51.37%
		Total	952	4.59%	100%
Missing	.	missing	3877	18.69%	
	6	refused	19	0.09%	
	7	legitimate skip	15888	76.59%	
	8	don't know	9	0.04%	
		Total	19,793	95.41%	

Valid	Invalid	Minimum	Maximum
952	19793	0	1

### 

Type	Code
Measurement Unit	numeric
H1NR18B2	18B2. 2nd NR Partner: What is {INITIALS}'s race (If {INITIALS} is of mixed race, you may choose more than one answer.): black or African American

			Frequency	% of total	% of valid
Valid	0	not marked	646	3.11%	67.86%
	1	marked	306	1.48%	32.14%
		Total	952	4.59%	100%
Missing	.	missing	3877	18.69%	
	6	refused	19	0.09%	
	7	legitimate skip	15888	76.59%	
	8	don't know	9	0.04%	

		Total	19,793	95.41%	
--	--	-------	--------	--------	--

Valid	Invalid	Minimum	Maximum
952	19793	0	1

### H1NR18C2 - S26Q18C PARTNR2-AMERICAN INDIAN-W1

Type	Code
Measurement Unit	numeric
H1NR18C2	18C2. 2nd NR Partner: What is {INITIALS}'s race (If {INITIALS} is of mixed race, you may choose more than one answer.): American Indian or Native American

			Frequency	% of total	% of valid
Valid	0	not marked	928	4.47%	97.48%
	1	marked	24	0.12%	2.52%
		Total	952	4.59%	100%
Missing	.	missing	3877	18.69%	
	6	refused	19	0.09%	
	7	legitimate skip	15888	76.59%	
	8	don't know	9	0.04%	
		Total	19,793	95.41%	

Valid	Invalid	Minimum	Maximum
952	19793	0	1

### H1NR18D2 - S26Q18D PARTNR2-ASIAN-W1

Type	Code
Measurement Unit	numeric
H1NR18D2	18D2. 2nd NR Partner: What is {INITIALS}'s race (If {INITIALS} is of mixed race, you may choose more than one answer.): Asian or Pacific Islander

			Frequency	% of total	% of valid
Valid	0	not marked	914	4.41%	96.01%
	1	marked	38	0.18%	3.99%
		Total	952	4.59%	100%
Missing	.	missing	3877	18.69%	
	6	refused	19	0.09%	
	7	legitimate skip	15888	76.59%	
	8	don't know	9	0.04%	
		Total	19,793	95.41%	

Valid	Invalid	Minimum	Maximum
952	19793	0	1

### 

Type	Code
Measurement Unit	numeric
H1NR18E2	18E2. 2nd NR Partner: What is {INITIALS}'s race (If {INITIALS} is of mixed race, you may choose more than one answer.): other

			Frequency	% of total	% of valid
Valid	0	not marked	832	4.01%	87.39%
	1	marked	120	0.58%	12.61%
		Total	952	4.59%	100%
Missing	.	missing	3877	18.69%	
	6	refused	19	0.09%	
	7	legitimate skip	15888	76.59%	
	8	don't know	9	0.04%	
	Total	19,793	95.41%		

Valid	Invalid	Minimum	Maximum
952	19793	0	1

### 

Type	Code
Measurement Unit	numeric
H1NR19A2	19A2. 2nd NR Partner: What is {INITIALS}'s Asian background (You may choose more than one answer.): Chinese

			Frequency	% of total	% of valid
Valid	0	not marked	34	0.16%	89.47%
	1	marked	4	0.02%	10.53%
		Total	38	0.18%	100%
Missing	.	missing	3877	18.69%	
	7	legitimate skip	16830	81.13%	
	Total	20,707	99.82%		

Valid	Invalid	Minimum	Maximum
38	20707	0	1

###



Type	Code
Measurement Unit	numeric
H1NR19B2	19B2. 2nd NR Partner: What is {INITIALS}'s Asian background (You may choose more than one answer.): Filipino

			Frequency	% of total	% of valid
Valid	0	not marked	23	0.11%	60.53%
	1	marked	15	0.07%	39.47%
	Total		38	0.18%	100%
Missing	.	missing	3877	18.69%	
	7	legitimate skip	16830	81.13%	
	Total		20,707	99.82%	

Valid	Invalid	Minimum	Maximum
38	20707	0	1

### H1NR19C2 - S26Q19C\_2 PARTNR2-JAPANESE-W1

Type	Code
Measurement Unit	numeric
H1NR19C2	19C2. 2nd NR Partner: What is {INITIALS}'s Asian background (You may choose more than one answer.): Japanese

			Frequency	% of total	% of valid
Valid	0	not marked	35	0.17%	92.11%
	1	marked	3	0.01%	7.89%
	Total		38	0.18%	100%
Missing	.	missing	3877	18.69%	
	7	legitimate skip	16830	81.13%	
	Total		20,707	99.82%	

Valid	Invalid	Minimum	Maximum
38	20707	0	1

### H1NR19D2 - S26Q19D\_2 PARTNR2-ASIAN INDIAN-W1

Type	Code
Measurement Unit	numeric
H1NR19D2	19D2. 2nd NR Partner: What is {INITIALS}'s Asian background (You may choose more than one answer.): Asian Indian

			Frequency	% of total	% of valid
--	--	--	-----------	------------	------------

Valid	0	not marked	37	0.18%	97.37%
	1	marked	1	0%	2.63%
		Total	38	0.18%	100%
Missing	.	missing	3877	18.69%	
	7	legitimate skip	16830	81.13%	
		Total	20,707	99.82%	

Valid	Invalid	Minimum	Maximum
38	20707	0	1

### H1NR19E2 - S26Q19E\_2 PARTNR2-KOREAN-W1

Type	Code
Measurement Unit	numeric
H1NR19E2	19E2. 2nd NR Partner: What is {INITIALS}'s Asian background (You may choose more than one answer.): Korean

			Frequency	% of total	% of valid
Valid	0	not marked	33	0.16%	86.84%
	1	marked	5	0.02%	13.16%
		Total	38	0.18%	100%
Missing	.	missing	3877	18.69%	
	7	legitimate skip	16830	81.13%	
		Total	20,707	99.82%	

Valid	Invalid	Minimum	Maximum
38	20707	0	1

### H1NR19F2 - S26Q19F\_2 PARTNR2-VIETNAMESE-W1

Type	Code
Measurement Unit	numeric
H1NR19F2	19F2. 2nd NR Partner: What is {INITIALS}'s Asian background (You may choose more than one answer.): Vietnamese

			Frequency	% of total	% of valid
Valid	0	not marked	37	0.18%	97.37%
	1	marked	1	0%	2.63%
		Total	38	0.18%	100%
Missing	.	missing	3877	18.69%	
	7	legitimate skip	16830	81.13%	
		Total	20,707	99.82%	

Valid	Invalid	Minimum	Maximum
38	20707	0	1

### H1NR19G2 - S26Q19G\_2 PARTNR2-OTHER-W1

Type	Code
Measurement Unit	numeric
H1NR19G2	19G2. 2nd NR Partner: What is {INITIALS}'s Asian background (You may choose more than one answer.): other

			Frequency	% of total	% of valid
Valid	0	not marked	26	0.13%	68.42%
	1	marked	12	0.06%	31.58%
	Total		38	0.18%	100%
Missing	.	missing	3877	18.69%	
	7	legitimate skip	16830	81.13%	
	Total		20,707	99.82%	

Valid	Invalid	Minimum	Maximum
38	20707	0	1

### H1NR20A2 - S26Q20A\_2 PARTNR2-SAME SCHOOL-W1

Type	Code
Measurement Unit	numeric
H1NR20A2	20A2. 2nd NR Partner: Before you first had sex with {INITIALS}, in what ways did you know each other (If you knew {INITIALS} in more than one way, choose more than one answer.): You went to the same school.

			Frequency	% of total	% of valid
Valid	0	not marked	581	2.8%	62.14%
	1	marked	354	1.71%	37.86%
	Total		935	4.51%	100%
Missing	.	missing	3877	18.69%	
	6	refused	31	0.15%	
	7	legitimate skip	15888	76.59%	
	8	don't know	14	0.07%	
Total		19,810	95.49%		

Valid	Invalid	Minimum	Maximum
935	19810	0	1

 H1NR20B2 - S26Q20B\_2 PARTNR2-SAME CHURCH/TEMPLE-W1

Type	Code
Measurement Unit	numeric
H1NR20B2	20B2. 2nd NR Partner: Before you first had sex with {INITIALS}, in what ways did you know each other (If you knew {INITIALS} in more than one way, choose more than one answer.): You went to the same church, synagogue, or place or worship.

			Frequency	% of total	% of valid
Valid	0	not marked	901	4.34%	96.36%
	1	marked	34	0.16%	3.64%
	Total		935	4.51%	100%
Missing	.	missing	3877	18.69%	
	6	refused	31	0.15%	
	7	legitimate skip	15888	76.59%	
	8	don't know	14	0.07%	
	Total		19,810	95.49%	

Valid	Invalid	Minimum	Maximum
935	19810	0	1

 H1NR20C2 - S26Q20C\_2 PARTNR2-NEIGHBOR-W1

Type	Code
Measurement Unit	numeric
H1NR20C2	20C2. 2nd NR Partner: Before you first had sex with {INITIALS}, in what ways did you know each other (If you knew {INITIALS} in more than one way, choose more than one answer.): You were neighbors.

			Frequency	% of total	% of valid
Valid	0	not marked	868	4.18%	92.83%
	1	marked	67	0.32%	7.17%
	Total		935	4.51%	100%
Missing	.	missing	3877	18.69%	
	6	refused	31	0.15%	
	7	legitimate skip	15888	76.59%	
	8	don't know	14	0.07%	
	Total		19,810	95.49%	

Valid	Invalid	Minimum	Maximum
935	19810	0	1

 H1NR20D2 - S26Q20D\_2 PARTNR2-CASUAL ACQUAINT-W1

Type	Code
Measurement Unit	numeric
H1NR20D2	20D2. 2nd NR Partner: Before you first had sex with {INITIALS}, in what ways did you know each other (If you knew {INITIALS} in more than one way, choose more than one answer.): You were casual acquaintances.

			Frequency	% of total	% of valid
Valid	0	not marked	752	3.62%	80.43%
	1	marked	183	0.88%	19.57%
	Total		935	4.51%	100%
Missing	.	missing	3877	18.69%	
	6	refused	31	0.15%	
	7	legitimate skip	15888	76.59%	
	8	don't know	14	0.07%	
	Total		19,810	95.49%	

Valid	Invalid	Minimum	Maximum
935	19810	0	1

 H1NR20E2 - S26Q20E\_2 PARTNR2-FRIENDS-W1

Type	Code
Measurement Unit	numeric
H1NR20E2	20E2. 2nd NR Partner: Before you first had sex with {INITIALS}, in what ways did you know each other (If you knew {INITIALS} in more than one way, choose more than one answer.): You were friends.

			Frequency	% of total	% of valid
Valid	0	not marked	588	2.83%	62.89%
	1	marked	347	1.67%	37.11%
	Total		935	4.51%	100%
Missing	.	missing	3877	18.69%	
	6	refused	31	0.15%	
	7	legitimate skip	15888	76.59%	
	8	don't know	14	0.07%	
	Total		19,810	95.49%	

Valid	Invalid	Minimum	Maximum
935	19810	0	1

 H1NR20F2 - S26Q20F\_2 PARTNR2-MUTUAL FRIEND-W1

Type	Code
Measurement Unit	numeric
H1NR20F2	20F2. 2nd NR Partner: Before you first had sex with {INITIALS}, in what ways did you know each other (If you knew {INITIALS} in more than one way, choose more than one answer.): {INITIALS} was a friend of another friend of yours.

			Frequency	% of total	% of valid
Valid	0	not marked	664	3.2%	71.02%
	1	marked	271	1.31%	28.98%
	Total		935	4.51%	100%
Missing	.	missing	3877	18.69%	
	6	refused	31	0.15%	
	7	legitimate skip	15888	76.59%	
	8	don't know	14	0.07%	
	Total		19,810	95.49%	

Valid	Invalid	Minimum	Maximum
935	19810	0	1

 H1NR20G2 - S26Q20G\_2 PARTNR2-SOME OTHER WAY-W1

Type	Code
Measurement Unit	numeric
H1NR20G2	20G2. 2nd NR Partner: Before you first had sex with {INITIALS}, in what ways did you know each other (If you knew {INITIALS} in more than one way, choose more than one answer.): some other way

			Frequency	% of total	% of valid
Valid	0	not marked	816	3.93%	87.27%
	1	marked	119	0.57%	12.73%
	Total		935	4.51%	100%
Missing	.	missing	3877	18.69%	
	6	refused	31	0.15%	
	7	legitimate skip	15888	76.59%	
	8	don't know	14	0.07%	
	Total		19,810	95.49%	

Valid	Invalid	Minimum	Maximum
935	19810	0	1

 H1NR20H2 - S26Q20H\_2 PARTNR2-STRANGER BEF SEX-W1

Type	Code
Measurement Unit	numeric
H1NR20H2	20H2. 2nd NR Partner: Before you first had sex with {INITIALS}, in what ways did you know each other (If you knew {INITIALS} in more than one way, choose more than one answer.): You did not know {INITIALS} before you had sex. {INITIALS} was a stranger.

			Frequency	% of total	% of valid
Valid	0	not marked	875	4.22%	93.58%
	1	marked	60	0.29%	6.42%
	Total		935	4.51%	100%
Missing	.	missing	3877	18.69%	
	6	refused	31	0.15%	
	7	legitimate skip	15888	76.59%	
	8	don't know	14	0.07%	
	Total		19,810	95.49%	

Valid	Invalid	Minimum	Maximum
935	19810	0	1

 H1NR21\_2 - S26Q21\_2 PARTNR2-RESIDENCE LOCATION-W1

Type	Code
Measurement Unit	numeric
H1NR21_2	21_2. 2nd NR Partner: When you had sex with {INITIALS} most recently, where did {HE/SHE} live?

			Frequency	% of total	% of valid
Valid	1	in your neighborhood	286	1.38%	30.39%
	2	not in your neighborhood	655	3.16%	69.61%
	Total		941	4.54%	100%
Missing	.	missing	3877	18.69%	
	6	refused	28	0.13%	
	7	legitimate skip	15888	76.59%	
	8	don't know	11	0.05%	
	Total		19,804	95.46%	

Valid	Invalid	Minimum	Maximum
941	19804	1	2

 H1NR22\_2 - S26Q22\_2 PARTNR2-HAD SEX-W1

Type	Code
Measurement Unit	numeric
H1NR22_2	22_2. 2nd NR Partner: Have you had sexual intercourse with {INITIALS}?

			Frequency	% of total	% of valid
Valid	0	no	216	1.04%	23.43%
	1	yes	706	3.4%	76.57%
Total			922	4.44%	100%
Missing	.	missing	3877	18.69%	
	6	refused	24	0.12%	
	7	legitimate skip	15914	76.71%	
	8	don't know	8	0.04%	
Total			19,823	95.56%	

Valid	Invalid	Minimum	Maximum
922	19823	0	1

 H1NR23M2 - S26Q23M\_2 PARTNR2-MO FIRST HAD SEX-W1

Type	Code
Measurement Unit	numeric
H1NR23M2	23M2. 2nd NR Partner: In what month [and year] did you first have {SEXUAL INTERCOURSE/SEX} with {INITIALS}?

			Frequency	% of total	% of valid
Valid	1	January	68	0.33%	9.43%
	2	February	62	0.3%	8.6%
	3	March	75	0.36%	10.4%
	4	April	86	0.41%	11.93%
	5	May	108	0.52%	14.98%
	6	June	94	0.45%	13.04%
	7	July	58	0.28%	8.04%
	8	August	45	0.22%	6.24%
	9	September	29	0.14%	4.02%
	10	October	30	0.14%	4.16%
	11	November	29	0.14%	4.02%
	12	December	37	0.18%	5.13%
Total			721	3.48%	100%



Missing	.	missing	3877	18.69%	
	96	refused	60	0.29%	
	97	legitimate skip	15888	76.59%	
	98	don't know	198	0.95%	
	99	not applicable	1	0%	
		Total	20,024	96.52%	

Valid	Invalid	Minimum	Maximum
721	20024	1	12

### H1NR23Y2 - S26Q23Y\_2 PARTNR2-YR FIRST HAD SEX-W1

Type	Code
Measurement Unit	numeric
H1NR23Y2	23Y2. 2nd NR Partner: In what [month and] year did you first have {SEXUAL INTERCOURSE/SEX} with {INITIALS}?

			Frequency	% of total	% of valid
Valid	87	1987	2	0.01%	0.27%
	88	1988	1	0%	0.13%
	89	1989	2	0.01%	0.27%
	90	1990	6	0.03%	0.8%
	91	1991	5	0.02%	0.67%
	92	1992	18	0.09%	2.4%
	93	1993	54	0.26%	7.21%
	94	1994	256	1.23%	34.18%
	95	1995	405	1.95%	54.07%
		Total	749	3.61%	100%
Missing	.	missing	3881	18.71%	
	96	refused	59	0.28%	
	97	legitimate skip	15888	76.59%	
	98	don't know	168	0.81%	
		Total	19,996	96.39%	

Valid	Invalid	Minimum	Maximum
749	19996	87	95

### H1NR24M2 - S26Q24M\_2 PARTNR2-MO MOST RECENT SEX-W1

Type	Code
Measurement Unit	numeric
H1NR24M2	24M2. 2nd NR Partner: In what month [and year] did you have {SEXUAL INTERCOURSE/ SEX} with {HIM/HER} most recently?

			Frequency	% of total	% of valid
Valid	1	January	56	0.27%	7.84%
	2	February	47	0.23%	6.58%
	3	March	69	0.33%	9.66%
	4	April	82	0.4%	11.48%
	5	May	109	0.53%	15.27%
	6	June	125	0.6%	17.51%
	7	July	69	0.33%	9.66%
	8	August	54	0.26%	7.56%
	9	September	29	0.14%	4.06%
	10	October	23	0.11%	3.22%
	11	November	22	0.11%	3.08%
	12	December	29	0.14%	4.06%
		Total	714	3.44%	100%
Missing	.	missing	3877	18.69%	
	96	refused	69	0.33%	
	97	legitimate skip	15888	76.59%	
	98	don't know	197	0.95%	
		Total	20,031	96.56%	

Valid	Invalid	Minimum	Maximum
714	20031	1	12

### H1NR24Y2 - S26Q24Y\_2 PARTNR2-YR MOST RECENT SEX-W1

Type	Code
Measurement Unit	numeric
H1NR24Y2	24Y2. 2nd NR Partner: In what [month and] year did you have {SEXUAL INTERCOURSE/ SEX} with {HIM/HER} most recently?

			Frequency	% of total	% of valid
Valid	81	1981	1	0%	0.14%
	87	1987	1	0%	0.14%
	88	1988	2	0.01%	0.27%
	89	1989	1	0%	0.14%
	90	1990	3	0.01%	0.41%
	91	1991	3	0.01%	0.41%
	92	1992	12	0.06%	1.62%
	93	1993	26	0.13%	3.52%
	94	1994	206	0.99%	27.88%
	95	1995	484	2.33%	65.49%
		Total	739	3.56%	100%

Missing	.	missing	3881	18.71%	
	96	refused	64	0.31%	
	97	legitimate skip	15888	76.59%	
	98	don't know	173	0.83%	
		Total	20,006	96.44%	

Valid	Invalid	Minimum	Maximum
739	20006	81	95

### H1NR25\_2 - S26Q25\_2 PARTNR2-HAD SEX > 1 TIME-W1

Type	Code
Measurement Unit	numeric
H1NR25_2	25_2. 2nd NR Partner: Did you have {SEXUAL INTERCOURSE/SEX} once, or more than once?

			Frequency	% of total	% of valid
Valid	1	once	405	1.95%	65.11%
	2	more than once	217	1.05%	34.89%
		Total	622	3%	100%
Missing	.	missing	3877	18.69%	
	6	refused	41	0.2%	
	7	legitimate skip	16182	78%	
	8	don't know	23	0.11%	
		Total	20,123	97%	

Valid	Invalid	Minimum	Maximum
622	20123	1	2

### H1NR26\_2 - S26Q26\_2 PARTNR2-USE ANY BIRTHCONTROL-W1

Type	Code
Measurement Unit	numeric
H1NR26_2	26_2. 2nd NR Partner: Did either of you use any method of birth control?

			Frequency	% of total	% of valid
Valid	0	no	215	1.04%	41.83%
	1	yes	299	1.44%	58.17%
		Total	514	2.48%	100%
Missing	.	missing	4125	19.88%	
	6	refused	1	0%	
	7	legitimate skip	16105	77.63%	

		Total	20,231	97.52%	
--	--	-------	--------	--------	--

Valid	Invalid	Minimum	Maximum
514	20231	0	1

### H1NR27A2 - S26Q27A\_2 PARTNR2-METHOD 1-W1

Type	Code
Measurement Unit	numeric
H1NR27A2	27A2. 2nd NR Partner: What method of birth control did you or your partner use?

			Frequency	% of total	% of valid
Valid	1	condoms (rubbers)	164	0.79%	93.18%
	2	withdrawal	2	0.01%	1.14%
	4	birth control pills	7	0.03%	3.98%
	11	Depo Provera	3	0.01%	1.7%
		Total	176	0.85%	100%
Missing	.	missing	4248	20.48%	
	97	legitimate skip	16321	78.67%	
		Total	20,569	99.15%	

Valid	Invalid	Minimum	Maximum
176	20569	1	11

### H1NR27B2 - S26Q27B\_2 PARTNR2-METHOD 2-W1

Type	Code
Measurement Unit	numeric
H1NR27B2	27B2. 2nd NR Partner: What other method of birth control did you or your partner use?

			Frequency	% of total	% of valid
Valid	1	condoms (rubbers)	9	0.04%	5.11%
	2	withdrawal	25	0.12%	14.2%
	3	rhythm (safe time)	2	0.01%	1.14%
	4	birth control pills	18	0.09%	10.23%
	6	foam, jelly, creme, suppositories	2	0.01%	1.14%
	8	IUD (intrauterine device)	1	0%	0.57%
	11	Depo Provera	2	0.01%	1.14%
	13	some other method	1	0%	0.57%
	14	no other method	116	0.56%	65.91%
		Total	176	0.85%	100%

Missing	.	missing	4248	20.48%	
	97	legitimate skip	16321	78.67%	
		Total	20,569	99.15%	

Valid	Invalid	Minimum	Maximum
176	20569	1	14

### H1NR27C2 - S26Q27C\_2 PARTNR2-METHOD 3-W1

Type	Code
Measurement Unit	numeric
H1NR27C2	27C2. 2nd NR Partner: What other method of birth control did you or your partner use?

			Frequency	% of total	% of valid
Valid	2	withdrawal	4	0.02%	6.78%
	3	rhythm (safe time)	3	0.01%	5.08%
	4	birth control pills	9	0.04%	15.25%
	5	vaginal sponge	3	0.01%	5.08%
	6	foam, jelly, creme, suppositories	2	0.01%	3.39%
	9	Norplant	1	0%	1.69%
	11	Depo Provera	1	0%	1.69%
	13	some other method	1	0%	1.69%
	14	no other method	35	0.17%	59.32%
	Total	59	0.28%	100%	
Missing	.	missing	4364	21.04%	
	97	legitimate skip	16321	78.67%	
	98	don't know	1	0%	
	Total	20,686	99.72%		

Valid	Invalid	Minimum	Maximum
59	20686	2	14

### H1NR28\_2 - S26Q28\_2 PARTNR2-USED CONDOM-W1

Type	Code
Measurement Unit	numeric
H1NR28_2	28_2. 2nd NR Partner: Was a condom used when you had sexual intercourse with {INITIALS}?

			Frequency	% of total	% of valid
Valid	0	no	13	0.06%	61.9%
	1	yes	8	0.04%	38.1%

		Total	21	0.1%	100%
Missing	.	missing	4403	21.22%	
	7	legitimate skip	16321	78.67%	
		Total	20,724	99.9%	

Valid	Invalid	Minimum	Maximum
21	20724	0	1

### H1NR29\_2 - S26Q29\_2 PARTNR2-USE ANY BIRTHCONTROL-W1

Type	Code
Measurement Unit	numeric
H1NR29_2	29_2. 2nd NR Partner: During the month when you and {INITIALS} had sexual intercourse, did either of you ever use any method of birth control?

			Frequency	% of total	% of valid
Valid	0	no	65	0.31%	35.14%
	1	yes	120	0.58%	64.86%
		Total	185	0.89%	100%
Missing	.	missing	4453	21.47%	
	6	refused	3	0.01%	
	7	legitimate skip	16104	77.63%	
		Total	20,560	99.11%	

Valid	Invalid	Minimum	Maximum
185	20560	0	1

### H1NR30\_2 - S26Q30\_2 PARTNR2-BIRTHCONTROL ALWAYS-W1

Type	Code
Measurement Unit	numeric
H1NR30_2	30_2. 2nd NR Partner: Did one or the other of you use some method of birth control every time you and {INITIALS} had intercourse?

			Frequency	% of total	% of valid
Valid	0	no	14	0.07%	11.67%
	1	yes	106	0.51%	88.33%
		Total	120	0.58%	100%
Missing	.	missing	4453	21.47%	
	7	legitimate skip	16172	77.96%	
		Total	20,625	99.42%	

Valid	Invalid	Minimum	Maximum
120	20625	0	1

### H1NR31A2 - S26Q31A\_2 PARTNR2-METHOD 1-W1

Type	Code
Measurement Unit	numeric
H1NR31A2	31A2. 2nd NR Partner: What method of birth control did you or your partner use?

			Frequency	% of total	% of valid
Valid	1	condoms (rubbers)	87	0.42%	90.63%
	2	withdrawal	3	0.01%	3.13%
	4	birth control pills	4	0.02%	4.17%
	12	contraceptive film	1	0%	1.04%
	13	some other method	1	0%	1.04%
		Total	96	0.46%	100%
Missing	.	missing	4477	21.58%	
	97	legitimate skip	16172	77.96%	
		Total	20,649	99.54%	

Valid	Invalid	Minimum	Maximum
96	20649	1	13

### H1NR31B2 - S26Q31B\_2 PARTNR2-METHOD 2-W1

Type	Code
Measurement Unit	numeric
H1NR31B2	31B2. 2nd NR Partner: What other method of birth control did you or your partner use?

			Frequency	% of total	% of valid
Valid	1	condoms (rubbers)	3	0.01%	3.13%
	2	withdrawal	11	0.05%	11.46%
	3	rhythm (safe time)	1	0%	1.04%
	4	birth control pills	23	0.11%	23.96%
	11	Depo Provera	1	0%	1.04%
	12	contraceptive film	1	0%	1.04%
	13	some other method	2	0.01%	2.08%
	14	no other method	54	0.26%	56.25%
		Total	96	0.46%	100%
Missing	.	missing	4477	21.58%	
	97	legitimate skip	16172	77.96%	

		Total	20,649	99.54%	
--	--	-------	--------	--------	--

Valid	Invalid	Minimum	Maximum
96	20649	1	14

### H1NR31C2 - S26Q31C\_2 PARTNR2-METHOD 3-W1

Type	Code
Measurement Unit	numeric
H1NR31C2	31C2. 2nd NR Partner: What other method of birth control did you or your partner use?

			Frequency	% of total	% of valid
Valid	1	condoms (rubbers)	1	0%	2.44%
	2	withdrawal	2	0.01%	4.88%
	3	rhythm (safe time)	4	0.02%	9.76%
	4	birth control pills	1	0%	2.44%
	5	vaginal sponge	5	0.02%	12.2%
	12	contraceptive film	1	0%	2.44%
	13	some other method	2	0.01%	4.88%
	14	no other method	25	0.12%	60.98%
		Total	41	0.2%	100%
Missing	.	missing	4531	21.84%	
	97	legitimate skip	16172	77.96%	
	98	don't know	1	0%	
		Total	20,704	99.8%	

Valid	Invalid	Minimum	Maximum
41	20704	1	14

### H1NR32\_2 - S26Q32\_2 PARTNR2-USED CONDOM-W1

Type	Code
Measurement Unit	numeric
H1NR32_2	32_2. 2nd NR Partner: Was a condom ever used when you had sexual intercourse with {INITIALS}?

			Frequency	% of total	% of valid
Valid	0	no	9	0.04%	100%
		Total	9	0.04%	100%
Missing	.	missing	4564	22%	
	7	legitimate skip	16172	77.96%	



		Total	20,736	99.96%	
--	--	-------	--------	--------	--

Valid	Invalid	Minimum	Maximum
9	20736	0	0

### H1NR33\_2 - S26Q33\_2 PARTNR2->1 BIRTHCONTROL-W1

Type	Code
Measurement Unit	numeric
H1NR33_2	33_2. 2nd NR Partner: Did you and {INITIALS} use more than one birth control method at the same time, or did you use these methods at different times?

			Frequency	% of total	% of valid
Valid	1	you used more than one method at the same time	21	0.1%	45.65%
	2	you used only one method at a time, but the method you chose was different from time to time	19	0.09%	41.3%
	3	sometimes you used only one method, and sometimes you used more than one	6	0.03%	13.04%
Total			46	0.22%	100%
Missing	.	missing	4527	21.82%	
	7	legitimate skip	16172	77.96%	
Total			20,699	99.78%	

Valid	Invalid	Minimum	Maximum
46	20699	1	3

### H1NR34\_2 - S26Q34\_2 PARTNR2-EVER USE B.CONTROL-W1

Type	Code
Measurement Unit	numeric
H1NR34_2	34_2. 2nd NR Partner: Between {FIRST DATE} and {LAST DATE}, when you and {INITIALS} had sexual intercourse, did one or the other of you ever use any method of birth control?

			Frequency	% of total	% of valid
Valid	0	no	6	0.03%	4.92%
	1	yes	116	0.56%	95.08%
Total			122	0.59%	100%
Missing	.	missing	4735	22.82%	
	7	legitimate skip	15888	76.59%	

		Total	20,623	99.41%	
--	--	-------	--------	--------	--

Valid	Invalid	Minimum	Maximum
122	20623	0	1

### H1NR35\_2 - S26Q35\_2 PARTNR2-EVER USE B.CONTROL-W1

Type	Code
Measurement Unit	numeric
H1NR35_2	35_2. 2nd NR Partner: Throughout these months, did one or the other of you use some method of birth control every time you and {INITIALS} had intercourse?

			Frequency	% of total	% of valid
Valid	0	no	20	0.1%	17.24%
	1	yes	96	0.46%	82.76%
		Total	116	0.56%	100%
Missing	.	missing	4735	22.82%	
	7	legitimate skip	15894	76.62%	
		Total	20,629	99.44%	

Valid	Invalid	Minimum	Maximum
116	20629	0	1

### H1NR36A2 - S26Q36A\_2 PARTNR2-METHOD 1-W1

Type	Code
Measurement Unit	numeric
H1NR36A2	36A2. 2nd NR Partner: What method of birth control did you or your partner use?

			Frequency	% of total	% of valid
Valid	1	condoms (rubbers)	78	0.38%	90.7%
	2	withdrawal	1	0%	1.16%
	4	birth control pills	3	0.01%	3.49%
	8	IUD (intrauterine device)	1	0%	1.16%
	13	some other method	3	0.01%	3.49%
		Total	86	0.41%	100%
Missing	.	missing	4765	22.97%	
	97	legitimate skip	15894	76.62%	
		Total	20,659	99.59%	

Valid	Invalid	Minimum	Maximum
-------	---------	---------	---------

86	20659	1	13
----	-------	---	----

### H1NR36B2 - S26Q36B\_2 PARTNR2-METHOD 2-W1

Type	Code
Measurement Unit	numeric
H1NR36B2	36B2. 2nd NR Partner: What other method of birth control did you or your partner use?

			Frequency	% of total	% of valid
Valid	1	condoms (rubbers)	2	0.01%	2.33%
	2	withdrawal	14	0.07%	16.28%
	3	rhythm (safe time)	2	0.01%	2.33%
	4	birth control pills	10	0.05%	11.63%
	5	vaginal sponge	1	0%	1.16%
	6	foam, jelly, creme, suppositories	2	0.01%	2.33%
	11	Depo Provera	1	0%	1.16%
	12	contraceptive film	2	0.01%	2.33%
	14	no other method	52	0.25%	60.47%
	Total	86	0.41%	100%	
Missing	.	missing	4765	22.97%	
	97	legitimate skip	15894	76.62%	
		Total	20,659	99.59%	

Valid	Invalid	Minimum	Maximum
86	20659	1	14

### H1NR36C2 - S26Q36C\_2 PARTNR2-METHOD 3-W1

Type	Code
Measurement Unit	numeric
H1NR36C2	36C2. 2nd NR Partner: What other method of birth control did you or your partner use?

			Frequency	% of total	% of valid
--	--	--	-----------	------------	------------

Valid	1	condoms (rubbers)	1	0%	2.94%
	2	withdrawal	2	0.01%	5.88%
	3	rhythm (safe time)	2	0.01%	5.88%
	4	birth control pills	4	0.02%	11.76%
	6	foam, jelly, creme, suppositories	2	0.01%	5.88%
	7	diaphragm, with or without jelly	2	0.01%	5.88%
	9	Norplant	1	0%	2.94%
	11	Depo Provera	2	0.01%	5.88%
	14	no other method	18	0.09%	52.94%
		Total	34	0.16%	100%
Missing	.	missing	4817	23.22%	
	97	legitimate skip	15894	76.62%	
		Total	20,711	99.84%	

Valid	Invalid	Minimum	Maximum
34	20711	1	14

### H1NR37\_2 - S26Q37\_2 PARTNR2-EVER USE A CONDOM-W1

Type	Code
Measurement Unit	numeric
H1NR37_2	37_2. 2nd NR Partner: Was a condom ever used when you had sexual intercourse with {INITIALS}?

			Frequency	% of total	% of valid
Valid	0	no	5	0.02%	71.43%
	1	yes	2	0.01%	28.57%
		Total	7	0.03%	100%
Missing	.	missing	4844	23.35%	
	7	legitimate skip	15894	76.62%	
		Total	20,738	99.97%	

Valid	Invalid	Minimum	Maximum
7	20738	0	1

### H1NR38\_2 - S26Q38\_2 PARTNR2->1 BIRTHCONTROL-W1

Type	Code
Measurement Unit	numeric
H1NR38_2	38_2. 2nd NR Partner: Did you and {INITIALS} use more than one method of birth control at the same time, or did you use these methods at different times?

			Frequency	% of total	% of valid
Valid	1	you used more than one method at the same time	23	0.11%	57.5%
	2	you used only one method at a time, but the method you chose was different from time to time	11	0.05%	27.5%
	3	sometimes you used only one method, and sometimes you used more than one	6	0.03%	15%
Total			40	0.19%	100%
Missing	.	missing	4810	23.19%	
	7	legitimate skip	15894	76.62%	
	8	don't know	1	0%	
Total			20,705	99.81%	

Valid	Invalid	Minimum	Maximum
40	20705	1	3

### H1NR39\_2 - S26Q39\_2 PARTNR2-FREQ SEX-W1

Type	Numeric (Double)
H1NR39_2	39_2. 2nd NR Partner: About how many times have you and {INITIALS} had sexual intercourse since {FIRST DATE}?

			Frequency	% of total	% of valid
Missing	.	missing	4735	22.82%	
	997	legitimate skip	15894	76.62%	
	998	don't know	2	0.01%	
Total			20,631	99.45%	

Valid	Invalid	Minimum	Maximum	Mean	StdDev
114	20631	0	600	13.771929...	57.755210...

### H1NR40\_2 - S26Q40\_2 PARTNR2-YOU USE A CONDOM-W1

Type	Code
Measurement Unit	numeric
H1NR40_2	40_2. 2nd NR Partner: When you had sex with {INITIALS}, did you always use a condom?

			Frequency	% of total	% of valid
Valid	0	no	8	0.04%	57.14%
	1	yes	6	0.03%	42.86%

		Total	14	0.07%	100%
Missing	.	missing	2798	13.49%	
	6	refused	1	0%	
	7	legitimate skip	17932	86.44%	
		Total	20,731	99.93%	

Valid	Invalid	Minimum	Maximum
14	20731	0	1

### H1NR41\_2 - S26Q41\_2 PARTNR2-HE USE A CONDOM-W1

Type	Code
Measurement Unit	numeric
H1NR41_2	41_2. 2nd NR Partner: Did {INITIALS} always use a condom?

			Frequency	% of total	% of valid
Valid	0	no	7	0.03%	50%
	1	yes	7	0.03%	50%
		Total	14	0.07%	100%
Missing	.	missing	2798	13.49%	
	6	refused	1	0%	
	7	legitimate skip	17932	86.44%	
		Total	20,731	99.93%	

Valid	Invalid	Minimum	Maximum
14	20731	0	1

### H1NR42\_2 - S26Q42\_2 PARTNR2-SEX FOR DRUGS/MONEY-W1

Type	Code
Measurement Unit	numeric
H1NR42_2	42_2. 2nd NR Partner: Did you ever give {INITIALS} sex in exchange for drugs or money?

			Frequency	% of total	% of valid
Valid	0	no	43	0.21%	68.25%
	1	yes	20	0.1%	31.75%
		Total	63	0.3%	100%
Missing	.	missing	112	0.54%	
	7	legitimate skip	20569	99.15%	
	8	don't know	1	0%	
		Total	20,682	99.7%	

Valid	Invalid	Minimum	Maximum
63	20682	0	1

### H1NR43\_2 - S26Q43\_2 PARTNR2-FREQ-DRUGS/MONEY-W1

Type	Numeric (Double)
H1NR43_2	43_2. 2nd NR Partner: How many times did you give {INITIALS} sex in exchange for drugs or money?

			Frequency	% of total	% of valid
Missing	.	missing	113	0.54%	
	97	legitimate skip	20612	99.36%	
	98	don't know	1	0%	
Total			20,726	99.91%	

Valid	Invalid	Minimum	Maximum	Mean	StdDev
19	20726	1	23	5.2105263...	6.8360071...

### H1NR10\_3 - S26Q10\_3 PARTNR3-EVER HOLD HANDS-W1

Type	Code
Measurement Unit	numeric
H1NR10_3	10_3. 3rd NR Partner: Did you ever hold hands with {INITIALS}?

			Frequency	% of total	% of valid
Valid	0	no	301	1.45%	40.13%
	1	yes	449	2.16%	59.87%
	Total			750	3.62%
Missing	.	missing	4631	22.32%	
	6	refused	21	0.1%	
	7	legitimate skip	15327	73.88%	
	8	don't know	16	0.08%	
	Total			19,995	96.38%

Valid	Invalid	Minimum	Maximum
750	19995	0	1

### H1NR11\_3 - S26Q11\_3 PARTNR3-EVER KISS-W1

Type	Code
Measurement Unit	numeric
H1NR11_3	11_3. 3rd NR Partner: Did you and {INITIALS} ever kiss on the mouth?

			Frequency	% of total	% of valid
Valid	0	no	149	0.72%	19.81%
	1	yes	603	2.91%	80.19%
		Total	752	3.62%	100%
Missing	.	missing	4631	22.32%	
	6	refused	24	0.12%	
	7	legitimate skip	15327	73.88%	
	8	don't know	11	0.05%	
		Total	19,993	96.38%	

Valid	Invalid	Minimum	Maximum
752	19993	0	1

### H1NR12\_3 - S26Q12\_3 PARTNR3-SAY LOVE HIM/HER-W1

Type	Code
Measurement Unit	numeric
H1NR12_3	12_3. 3rd NR Partner: Did you ever tell {INITIALS} you liked or loved him or her?

			Frequency	% of total	% of valid
Valid	0	no	376	1.81%	50%
	1	yes	376	1.81%	50%
		Total	752	3.62%	100%
Missing	.	missing	4631	22.32%	
	6	refused	24	0.12%	
	7	legitimate skip	15327	73.88%	
	8	don't know	11	0.05%	
		Total	19,993	96.38%	

Valid	Invalid	Minimum	Maximum
752	19993	0	1

### NRRXFLG3 - PARTNER 3 NR DATA IN RX SECTION-W1

Type	Code
Measurement Unit	numeric
NRRXFLG3	Calculate SCORE as the number of "yes" answers to Q10-12.

			Frequency	% of total	% of valid
--	--	--	-----------	------------	------------



Valid	1	Section 25: Relationship Information questions asked for this partner and reported in the RX variable series, but questions from Section 26 should have been asked and data reported in the NR variable series	77	0.37%	100%
		Total	77	0.37%	100%
Missing	.	missing [no sexual relationship partner or questions from correct selection asked]	20668	99.63%	
		Total	20,668	99.63%	

Valid	Invalid	Minimum	Maximum
77	20668	1	1

### H1RX1M\_3 - S26RX1M PARTNR3-DATE BEGAN-MONTH-W1

Type	Code
Measurement Unit	numeric
H1RX1M_3	1M_3. 3rd RX Partner: In what month [and year] did your relationship with {INITIALS} begin?

			Frequency	% of total	% of valid
Valid	0	you don't consider this person a special friend	5	0.02%	4.35%
	1	January	13	0.06%	11.3%
	2	February	8	0.04%	6.96%
	3	March	10	0.05%	8.7%
	4	April	11	0.05%	9.57%
	5	May	16	0.08%	13.91%
	6	June	11	0.05%	9.57%
	7	July	7	0.03%	6.09%
	8	August	4	0.02%	3.48%
	9	September	7	0.03%	6.09%
	10	October	11	0.05%	9.57%
	11	November	5	0.02%	4.35%
	12	December	7	0.03%	6.09%
		Total	115	0.55%	100%
Missing	96	refused	3	0.01%	
	97	legitimate skip	20559	99.1%	
	98	don't know	68	0.33%	

		Total	20,630	99.45%	
--	--	-------	--------	--------	--

Valid	Invalid	Minimum	Maximum
115	20630	0	12

### H1RX1Y\_3 - S26RX1Y PARTNR3-DATE BEGAN-YEAR-W1

Type	Code
Measurement Unit	numeric
H1RX1Y_3	1Y_3. 3rd RX Partner: In what [month and] year did your relationship with {INITIALS} begin?

			Frequency	% of total	% of valid
Valid	0	you don't consider this person a special friend	6	0.03%	4.62%
	89	1989	2	0.01%	1.54%
	90	1990	1	0%	0.77%
	92	1992	9	0.04%	6.92%
	93	1993	16	0.08%	12.31%
	94	1994	45	0.22%	34.62%
	95	1995	51	0.25%	39.23%
		Total	130	0.63%	100%
Missing	96	refused	3	0.01%	
	97	legitimate skip	20559	99.1%	
	98	don't know	53	0.26%	
		Total	20,615	99.37%	

Valid	Invalid	Minimum	Maximum
130	20615	0	95

### H1RX2\_3 - S26RX2 PARTNR3-YEAR RELATION BEGAN-W1

Type	Code
Measurement Unit	numeric
H1RX2_3	2_3. 3rd RX Partner: In what year did your relationship with {INITIALS} begin?

	Frequency	% of total	% of valid
--	-----------	------------	------------

Valid	77	1977	1	0%	2%
	90	1990	4	0.02%	8%
	91	1991	1	0%	2%
	92	1992	1	0%	2%
	93	1993	10	0.05%	20%
	94	1994	19	0.09%	38%
	95	1995	14	0.07%	28%
		Total	50	0.24%	100%
Missing	97	legitimate skip	20672	99.65%	
	98	don't know	23	0.11%	
		Total	20,695	99.76%	

Valid	Invalid	Minimum	Maximum
50	20695	77	95

### H1RX3\_3 - S26RX3 PARTNR3 HIS/HER AGE WHEN MET-W1

Type	Numeric (Double)
H1RX3_3	3_3. 3rd RX Partner: How old was {INITIALS} when your romantic relationship began?

			Frequency	% of total	% of valid
Missing	96	refused	1	0%	
	97	legitimate skip	20559	99.1%	
	98	don't know	9	0.04%	
		Total	20,569	99.15%	

Valid	Invalid	Minimum	Maximum	Mean	StdDev
176	20569	6	46	17.125	4.0912799...

### H1RX4\_3 - S26RX4 PARTNR3 APPROX PARTNERS AGE-W1

Type	Code
Measurement Unit	numeric
H1RX4_3	4_3. 3rd RX Partner: About how old was {INITIALS}?

			Frequency	% of total	% of valid
Valid	17	17 years old	1	0%	33.33%
	18	18 years old	2	0.01%	66.67%
		Total	3	0.01%	100%
Missing	96	refused	1	0%	
	97	legitimate skip	20735	99.95%	
	98	don't know	6	0.03%	

	Total	20,742	99.99%	
--	-------	--------	--------	--

Valid	Invalid	Minimum	Maximum
3	20742	17	18

### H1RX5A\_3 - S26RX5 PARTNR3 HIS/HER GRADE WHEN MET-W1

Type	Code
Measurement Unit	numeric
H1RX5A_3	5A_3. 3rd RX Partner: What grade was {INITIALS} in at that time?

			Frequency	% of total	% of valid
Valid	3	first to third grade	3	0.01%	1.67%
	6	sixth grade	2	0.01%	1.11%
	7	seventh grade	4	0.02%	2.22%
	8	eighth grade	14	0.07%	7.78%
	9	ninth grade	25	0.12%	13.89%
	10	tenth grade	28	0.13%	15.56%
	11	eleventh grade	39	0.19%	21.67%
	12	twelfth grade	21	0.1%	11.67%
	13	beyond high school	11	0.05%	6.11%
	14	{INITIALS} wasn't in school	22	0.11%	12.22%
	15	{INITIALS} was in school, but you don't know what grade	2	0.01%	1.11%
	16	you don't know whether {INITIALS} was in school	9	0.04%	5%
	Total		180	0.87%	100%
Missing	96	refused	1	0%	
	97	legitimate skip	20559	99.1%	
	98	don't know	5	0.02%	
	Total		20,565	99.13%	

Valid	Invalid	Minimum	Maximum
180	20565	3	16

### H1RX6\_3 - S26RX6 PARTNR3 GO TO SAME SCHOOL-W1

Type	Code
Measurement Unit	numeric
H1RX6_3	6_3. 3rd RX Partner: When your relationship with {INITIALS} began, did you and {INITIALS} go to the same school?

	Frequency	% of total	% of valid
--	-----------	------------	------------

Valid	0	no	62	0.3%	41.06%
	1	yes	89	0.43%	58.94%
		Total	151	0.73%	100%
Missing	6	refused	1	0%	
	7	legitimate skip	20590	99.25%	
	8	don't know	3	0.01%	
		Total	20,594	99.27%	

Valid	Invalid	Minimum	Maximum
151	20594	0	1

### H1RX7\_3 - S26RX7 PARTNR3 WHERE DID HE/SHE LIVE-W1

Type	Code
Measurement Unit	numeric
H1RX7_3	7_3. 3rd RX Partner: When your relationship with {INITIALS} began, where did {INITIALS} live?

			Frequency	% of total	% of valid
Valid	1	in your neighborhood	57	0.27%	31.15%
	2	not in your neighborhood	126	0.61%	68.85%
		Total	183	0.88%	100%
Missing	6	refused	1	0%	
	7	legitimate skip	20559	99.1%	
	8	don't know	2	0.01%	
		Total	20,562	99.12%	

Valid	Invalid	Minimum	Maximum
183	20562	1	2

### H1RX8A\_3 - S26RX8A PARTNR3-SAME SCHOOL-W1

Type	Code
Measurement Unit	numeric
H1RX8A_3	8A_3. 3rd RX Partner: In what ways did you know {INITIALS} before your relationship began (If you knew {INITIALS} in more than one way, choose more than one answer.): You went to the same school.

			Frequency	% of total	% of valid
Valid	0	not marked	106	0.51%	58.56%
	1	marked	75	0.36%	41.44%
		Total	181	0.87%	100%

Missing	6	refused	1	0%
	7	legitimate skip	20559	99.1%
	8	don't know	4	0.02%
		Total	20,564	99.13%

Valid	Invalid	Minimum	Maximum
181	20564	0	1

### H1RX8B\_3 - S26RX8B PARTNR3-SAME PL OF WORSHIP-W1

Type	Code
Measurement Unit	numeric
H1RX8B_3	8B_3. 3rd RX Partner: In what ways did you know {INITIALS} before your relationship began (If you knew {INITIALS} in more than one way, choose more than one answer.): You went to the same church, synagogue, or place or worship.

			Frequency	% of total	% of valid
Valid	0	not marked	168	0.81%	92.82%
	1	marked	13	0.06%	7.18%
		Total	181	0.87%	100%
Missing	6	refused	1	0%	
	7	legitimate skip	20559	99.1%	
	8	don't know	4	0.02%	
		Total	20,564	99.13%	

Valid	Invalid	Minimum	Maximum
181	20564	0	1

### H1RX8C\_3 - S26RX8C PARTNR3-NEIGHBORS-W1

Type	Code
Measurement Unit	numeric
H1RX8C_3	8C_3. 3rd RX Partner: In what ways did you know {INITIALS} before your relationship began (If you knew {INITIALS} in more than one way, choose more than one answer.): You were neighbors.

			Frequency	% of total	% of valid
Valid	0	not marked	172	0.83%	95.03%
	1	marked	9	0.04%	4.97%
		Total	181	0.87%	100%

Missing	6	refused	1	0%
	7	legitimate skip	20559	99.1%
	8	don't know	4	0.02%
		Total	20,564	99.13%

Valid	Invalid	Minimum	Maximum
181	20564	0	1

### 

Type	Code
Measurement Unit	numeric
H1RX8D_3	8D_3. 3rd RX Partner: In what ways did you know {INITIALS} before your relationship began (If you knew {INITIALS} in more than one way, choose more than one answer.): You were casual acquaintances.

			Frequency	% of total	% of valid
Valid	0	not marked	145	0.7%	80.11%
	1	marked	36	0.17%	19.89%
		Total	181	0.87%	100%
Missing	6	refused	1	0%	
	7	legitimate skip	20559	99.1%	
	8	don't know	4	0.02%	
		Total	20,564	99.13%	

Valid	Invalid	Minimum	Maximum
181	20564	0	1

### 

Type	Code
Measurement Unit	numeric
H1RX8E_3	8E_3. 3rd RX Partner: In what ways did you know {INITIALS} before your relationship began (If you knew {INITIALS} in more than one way, choose more than one answer.): You were friends.

			Frequency	% of total	% of valid
Valid	0	not marked	118	0.57%	65.19%
	1	marked	63	0.3%	34.81%
		Total	181	0.87%	100%
Missing	6	refused	1	0%	
	7	legitimate skip	20559	99.1%	
	8	don't know	4	0.02%	

		Total	20,564	99.13%	
--	--	-------	--------	--------	--

Valid	Invalid	Minimum	Maximum
181	20564	0	1

### H1RX8F\_3 - S26RX8F PARTNR3-SHARED MUTUAL FRIEND-W1

Type	Code
Measurement Unit	numeric
H1RX8F_3	8F_3. 3rd RX Partner: In what ways did you know {INITIALS} before your relationship began (If you knew {INITIALS} in more than one way, choose more than one answer.): {INITIALS} was a friend of another friend of yours.

			Frequency	% of total	% of valid
Valid	0	not marked	124	0.6%	68.51%
	1	marked	57	0.27%	31.49%
		Total	181	0.87%	100%
Missing	6	refused	1	0%	
	7	legitimate skip	20559	99.1%	
	8	don't know	4	0.02%	
		Total	20,564	99.13%	

Valid	Invalid	Minimum	Maximum
181	20564	0	1

### H1RX8G\_3 - S26RX8G PARTNR3-SOME OTHER WAY-W1

Type	Code
Measurement Unit	numeric
H1RX8G_3	8G_3. 3rd RX Partner: In what ways did you know {INITIALS} before your relationship began (If you knew {INITIALS} in more than one way, choose more than one answer.): some other way

			Frequency	% of total	% of valid
Valid	0	not marked	159	0.77%	87.85%
	1	marked	22	0.11%	12.15%
		Total	181	0.87%	100%
Missing	6	refused	1	0%	
	7	legitimate skip	20559	99.1%	
	8	don't know	4	0.02%	
		Total	20,564	99.13%	

Valid	Invalid	Minimum	Maximum
-------	---------	---------	---------



181	20564	0	1
-----	-------	---	---

### H1RX8H\_3 - S26RX8H PARTNR3-DID NOT KNOW BEFORE-W1

Type	Code
Measurement Unit	numeric
H1RX8H_3	8H_3. 3rd RX Partner: In what ways did you know {INITIALS} before your relationship began (If you knew {INITIALS} in more than one way, choose more than one answer.): You did not know {INITIALS} before your relationship began. Your relationship began at your first meeting.

			Frequency	% of total	% of valid
Valid	0	not marked	170	0.82%	93.92%
	1	marked	11	0.05%	6.08%
	Total		181	0.87%	100%
Missing	6	refused	1	0%	
	7	legitimate skip	20559	99.1%	
	8	don't know	4	0.02%	
	Total		20,564	99.13%	

Valid	Invalid	Minimum	Maximum
181	20564	0	1

### H1RX9\_3 - S26RX9 PARTNR3-HOW MANY FRIENDS KNEW-W1

Type	Code
Measurement Unit	numeric
H1RX9_3	9_3. 3rd RX Partner: When your relationship with {INITIALS} began, how many of your close friends knew {INITIALS}?

			Frequency	% of total	% of valid
Valid	1	all of them	67	0.32%	37.02%
	2	most of them	40	0.19%	22.1%
	3	a few of them	48	0.23%	26.52%
	4	one of them	11	0.05%	6.08%
	5	none of them	14	0.07%	7.73%
	6	when your relationship with {INITIALS} began, you had no close friends	1	0%	0.55%
	Total		181	0.87%	100%
Missing	96	refused	1	0%	
	97	legitimate skip	20559	99.1%	
	98	don't know	4	0.02%	

		Total	20,564	99.13%	
--	--	-------	--------	--------	--

Valid	Invalid	Minimum	Maximum
181	20564	1	6

### 

Type	Code
Measurement Unit	numeric
H1RX10_3	10_3. 3rd RX Partner: Is your relationship with {INITIALS} still going on?

			Frequency	% of total	% of valid
Valid	0	no	140	0.67%	76.5%
	1	yes	43	0.21%	23.5%
	Total		183	0.88%	100%
Missing	6	refused	1	0%	
	7	legitimate skip	20559	99.1%	
	8	don't know	2	0.01%	
	Total		20,562	99.12%	

Valid	Invalid	Minimum	Maximum
183	20562	0	1

### 

Type	Code
Measurement Unit	numeric
H1RX11M3	11M3. 3rd RX Partner: In what month [and year] did your relationship with {INITIALS} end?

			Frequency	% of total	% of valid
Valid	1	January	7	0.03%	7.78%
	2	February	7	0.03%	7.78%
	3	March	9	0.04%	10%
	4	April	12	0.06%	13.33%
	5	May	9	0.04%	10%
	6	June	9	0.04%	10%
	7	July	12	0.06%	13.33%
	8	August	10	0.05%	11.11%
	9	September	1	0%	1.11%
	10	October	10	0.05%	11.11%
	11	November	2	0.01%	2.22%
	12	December	2	0.01%	2.22%

		Total	90	0.43%	100%
Missing	96	refused	1	0%	
	97	legitimate skip	20605	99.33%	
	98	don't know	49	0.24%	
		Total	20,655	99.57%	

Valid	Invalid	Minimum	Maximum
90	20655	1	12

### H1RX11Y3 - S26RX11Y PARTNR3-WHEN DID IT END-YR-W1

Type	Code
Measurement Unit	numeric
H1RX11Y3	11Y3. 3rd RX Partner: In what [month and] year did your relationship with {INITIALS} end?

			Frequency	% of total	% of valid
Valid	84	1984	2	0.01%	1.94%
	90	1990	1	0%	0.97%
	92	1992	3	0.01%	2.91%
	93	1993	7	0.03%	6.8%
	94	1994	37	0.18%	35.92%
	95	1995	53	0.26%	51.46%
		Total	103	0.5%	100%
Missing	96	refused	1	0%	
	97	legitimate skip	20605	99.33%	
	98	don't know	36	0.17%	
		Total	20,642	99.5%	

Valid	Invalid	Minimum	Maximum
103	20642	84	95

### H1RX12\_3 - S26RX12 PARTNR3-WHAT YEAR DID IT END-W1

Type	Code
Measurement Unit	numeric
H1RX12_3	12_3. 3rd RX Partner: In what year did your relationship with {INITIALS} end?

			Frequency	% of total	% of valid
--	--	--	-----------	------------	------------

Valid	90	1990	1	0%	3.45%
	92	1992	2	0.01%	6.9%
	93	1993	6	0.03%	20.69%
	94	1994	14	0.07%	48.28%
	95	1995	6	0.03%	20.69%
		Total	29	0.14%	100%
Missing	.	missing	7	0.03%	
	96	refused	2	0.01%	
	97	legitimate skip	20688	99.73%	
	98	don't know	19	0.09%	
		Total	20,716	99.86%	

Valid	Invalid	Minimum	Maximum
29	20716	90	95

### H1RX13\_3 - S26RX13 PARTNR3-WHERE LIVE AT END-W1

Type	Code
Measurement Unit	numeric
H1RX13_3	13_3. 3rd RX Partner: When your relationship with {INITIALS} ended, where did {INITIALS} live?

			Frequency	% of total	% of valid
Valid	1	in your neighborhood	38	0.18%	27.74%
	2	not in your neighborhood	99	0.48%	72.26%
		Total	137	0.66%	100%
Missing	7	legitimate skip	20605	99.33%	
	8	don't know	3	0.01%	
		Total	20,608	99.34%	

Valid	Invalid	Minimum	Maximum
137	20608	1	2

### H1RX14\_3 - S26RX14 PARTNR3-SAMPLE/SISTER SCH NOW-W1

Type	Code
Measurement Unit	numeric
H1RX14_3	14_3. 3rd RX Partner: [If SCHOOL YEAR:] Does {INITIALS} go to {SAMPLE SCHOOL} or {SISTER SCHOOL} now? [If SUMMER:] Did {INITIALS} go to {SAMPLE SCHOOL} or {SISTER SCHOOL} during the 1994-95 school year?

	Frequency	% of total	% of valid
--	-----------	------------	------------

Valid	0	no	104	0.5%	63.41%
	1	yes	60	0.29%	36.59%
		Total	164	0.79%	100%
Missing	.	missing	18	0.09%	
	6	refused	1	0%	
	7	legitimate skip	20559	99.1%	
	8	don't know	3	0.01%	
		Total	20,581	99.21%	

Valid	Invalid	Minimum	Maximum
164	20581	0	1

### 

Type	Code
Measurement Unit	numeric
H1RX15_3	15_3. 3rd RX Partner: [If SCHOOL YEAR:] What grade is {INITIALS} in now? [If SUMMER:] What grade was {INITIALS} in during the 1994-95 school year?

			Frequency	% of total	% of valid
Valid	5	first to fifth grade	2	0.01%	1.13%
	6	sixth grade	1	0%	0.56%
	7	seventh grade	4	0.02%	2.26%
	8	eighth grade	7	0.03%	3.95%
	9	ninth grade	20	0.1%	11.3%
	10	tenth grade	22	0.11%	12.43%
	11	eleventh grade	38	0.18%	21.47%
	12	twelfth grade	26	0.13%	14.69%
	13	{INITIALS} has graduated from high school, and is in another kind of school	23	0.11%	12.99%
	14	{INITIALS} has graduated from high school, and is out of school	16	0.08%	9.04%
	15	{INITIALS} has dropped out of school	7	0.03%	3.95%
	16	{INITIALS} is in school, but you don't know what grade	2	0.01%	1.13%
	17	you don't know whether {INITIALS} is in school	9	0.04%	5.08%
		Total	177	0.85%	100%
Missing	96	refused	3	0.01%	
	97	legitimate skip	20559	99.1%	
	98	don't know	6	0.03%	

		Total	20,568	99.15%	
--	--	-------	--------	--------	--

Valid	Invalid	Minimum	Maximum
177	20568	5	17

### H1RX16\_3 - S26RX16 PARTNR3-HISPANIC/LATINO-W1

Type	Code
Measurement Unit	numeric
H1RX16_3	16_3. 3rd RX Partner: Is {INITIALS} of Hispanic or Latino origin?

			Frequency	% of total	% of valid
Valid	0	no	146	0.7%	80.22%
	1	yes	36	0.17%	19.78%
	Total		182	0.88%	100%
Missing	6	refused	1	0%	
	7	legitimate skip	20559	99.1%	
	8	don't know	3	0.01%	
	Total		20,563	99.12%	

Valid	Invalid	Minimum	Maximum
182	20563	0	1

### H1RX17A3 - S26RX17A PARTNR3-MEXICAN-W1

Type	Code
Measurement Unit	numeric
H1RX17A3	17A3. 3rd RX Partner: What is {INITIALS}'s Hispanic or Latino background (You may choose more than one answer.): Mexican/Mexican American

			Frequency	% of total	% of valid
Valid	0	not marked	18	0.09%	51.43%
	1	marked	17	0.08%	48.57%
	Total		35	0.17%	100%
Missing	7	legitimate skip	20709	99.83%	
	8	don't know	1	0%	
	Total		20,710	99.83%	

Valid	Invalid	Minimum	Maximum
35	20710	0	1

### H1RX17B3 - S26RX17B PARTNR3-CHICANO-W1

Type	Code
Measurement Unit	numeric
H1RX17B3	17B3. 3rd RX Partner: What is {INITIALS}'s Hispanic or Latino background (You may choose more than one answer.): Chicano/Chicana

			Frequency	% of total	% of valid
Valid	0	not marked	29	0.14%	82.86%
	1	marked	6	0.03%	17.14%
	Total		35	0.17%	100%
Missing	7	legitimate skip	20709	99.83%	
	8	don't know	1	0%	
	Total		20,710	99.83%	

Valid	Invalid	Minimum	Maximum
35	20710	0	1

### H1RX17C3 - S26RX17C PARTNR3-CUBAN-W1

Type	Code
Measurement Unit	numeric
H1RX17C3	17C3. 3rd RX Partner: What is {INITIALS}'s Hispanic or Latino background (You may choose more than one answer.): Cuban/Cuban American

			Frequency	% of total	% of valid
Valid	0	not marked	35	0.17%	100%
	Total		35	0.17%	100%
Missing	7	legitimate skip	20709	99.83%	
	8	don't know	1	0%	
	Total		20,710	99.83%	

Valid	Invalid	Minimum	Maximum
35	20710	0	0

### H1RX17D3 - S26RX17D PARTNR3-PUERTO RICAN-W1

Type	Code
Measurement Unit	numeric
H1RX17D3	17D3. 3rd RX Partner: What is {INITIALS}'s Hispanic or Latino background (You may choose more than one answer.): Puerto Rican

			Frequency	% of total	% of valid
Valid	0	not marked	28	0.13%	80%
	1	marked	7	0.03%	20%

		Total	35	0.17%	100%
Missing	7	legitimate skip	20709	99.83%	
	8	don't know	1	0%	
		Total	20,710	99.83%	

Valid	Invalid	Minimum	Maximum
35	20710	0	1

### H1RX17E3 - S26RX17E PARTNR3-CENTR/SOUTH AMERICAN-W1

Type	Code
Measurement Unit	numeric
H1RX17E3	17E3. 3rd RX Partner: What is {INITIALS}'s Hispanic or Latino background (You may choose more than one answer.): Central/South American

			Frequency	% of total	% of valid
Valid	0	not marked	33	0.16%	94.29%
	1	marked	2	0.01%	5.71%
		Total	35	0.17%	100%
Missing	7	legitimate skip	20709	99.83%	
	8	don't know	1	0%	
		Total	20,710	99.83%	

Valid	Invalid	Minimum	Maximum
35	20710	0	1

### H1RX17F3 - S26RX17F PARTNR3-OTHER HISPANIC-W1

Type	Code
Measurement Unit	numeric
H1RX17F3	17F3. 3rd RX Partner: What is {INITIALS}'s Hispanic or Latino background (You may choose more than one answer.): other Hispanic

			Frequency	% of total	% of valid
Valid	0	not marked	30	0.14%	85.71%
	1	marked	5	0.02%	14.29%
		Total	35	0.17%	100%
Missing	7	legitimate skip	20709	99.83%	
	8	don't know	1	0%	
		Total	20,710	99.83%	

Valid	Invalid	Minimum	Maximum
-------	---------	---------	---------



35	20710	0	1
----	-------	---	---

### H1RX18A3 - S26RX18A PARTNR3-WHITE-W1

Type	Code
Measurement Unit	numeric
H1RX18A3	18A3. 3rd RX Partner: What is {INITIALS}'s race (If {INITIALS} is of mixed race, you may choose more than one answer.): white

			Frequency	% of total	% of valid
Valid	0	not marked	83	0.4%	45.36%
	1	marked	100	0.48%	54.64%
	Total		183	0.88%	100%
Missing	6	refused	1	0%	
	7	legitimate skip	20559	99.1%	
	8	don't know	2	0.01%	
	Total		20,562	99.12%	

Valid	Invalid	Minimum	Maximum
183	20562	0	1

### H1RX18B3 - S26RX18B PARTNR3-AFRICAN AMERICAN-W1

Type	Code
Measurement Unit	numeric
H1RX18B3	18B3. 3rd RX Partner: What is {INITIALS}'s race (If {INITIALS} is of mixed race, you may choose more than one answer.): black or African American

			Frequency	% of total	% of valid
Valid	0	not marked	127	0.61%	69.4%
	1	marked	56	0.27%	30.6%
	Total		183	0.88%	100%
Missing	6	refused	1	0%	
	7	legitimate skip	20559	99.1%	
	8	don't know	2	0.01%	
	Total		20,562	99.12%	

Valid	Invalid	Minimum	Maximum
183	20562	0	1

### H1RX18C3 - S26RX18C PARTNR3-AMERICAN INDIAN-W1

Type	Code
------	------

Measurement Unit	numeric
H1RX18C3	18C3. 3rd RX Partner: What is {INITIALS}'s race (If {INITIALS} is of mixed race, you may choose more than one answer.): American Indian or Native American

			Frequency	% of total	% of valid
Valid	0	not marked	175	0.84%	95.63%
	1	marked	8	0.04%	4.37%
	Total		183	0.88%	100%
Missing	6	refused	1	0%	
	7	legitimate skip	20559	99.1%	
	8	don't know	2	0.01%	
Total		20,562	99.12%		

Valid	Invalid	Minimum	Maximum
183	20562	0	1

### H1RX18D3 - S26RX18D PARTNR3-ASIAN-W1

Type	Code
Measurement Unit	numeric
H1RX18D3	18D3. 3rd RX Partner: What is {INITIALS}'s race (If {INITIALS} is of mixed race, you may choose more than one answer.): Asian or Pacific Islander

			Frequency	% of total	% of valid
Valid	0	not marked	179	0.86%	97.81%
	1	marked	4	0.02%	2.19%
	Total		183	0.88%	100%
Missing	6	refused	1	0%	
	7	legitimate skip	20559	99.1%	
	8	don't know	2	0.01%	
Total		20,562	99.12%		

Valid	Invalid	Minimum	Maximum
183	20562	0	1

### H1RX18E3 - S26RX18E PARTNR3-OTHER RACE-W1

Type	Code
Measurement Unit	numeric
H1RX18E3	18E3. 3rd RX Partner: What is {INITIALS}'s race (If {INITIALS} is of mixed race, you may choose more than one answer.): other

			Frequency	% of total	% of valid
Valid	0	not marked	161	0.78%	87.98%
	1	marked	22	0.11%	12.02%
		Total	183	0.88%	100%
Missing	6	refused	1	0%	
	7	legitimate skip	20559	99.1%	
	8	don't know	2	0.01%	
		Total	20,562	99.12%	

Valid	Invalid	Minimum	Maximum
183	20562	0	1

### H1RX19A3 - S26RX19A PARTNR3-CHINESE-W1

Type	Code
Measurement Unit	numeric
H1RX19A3	19A3. 3rd RX Partner: What is {INITIALS}'s Asian background (You may choose more than one answer.): Chinese

			Frequency	% of total	% of valid
Valid	0	not marked	4	0.02%	100%
			Total	4	0.02%
Missing	7	legitimate skip	20741	99.98%	
			Total	20,741	99.98%

Valid	Invalid	Minimum	Maximum
4	20741	0	0

### H1RX19B3 - S26RX19B PARTNR3-FILIPINO-W1

Type	Code
Measurement Unit	numeric
H1RX19B3	19B3. 3rd RX Partner: What is {INITIALS}'s Asian background (You may choose more than one answer.): Filipino

			Frequency	% of total	% of valid
Valid	0	not marked	2	0.01%	50%
	1	marked	2	0.01%	50%
		Total	4	0.02%	100%
Missing	7	legitimate skip	20741	99.98%	
			Total	20,741	99.98%

Valid	Invalid	Minimum	Maximum
4	20741	0	1

### H1RX19C3 - S26RX19C PARTNR3-JAPANESE-W1

Type	Code
Measurement Unit	numeric
H1RX19C3	19C3. 3rd RX Partner: What is {INITIALS}'s Asian background (You may choose more than one answer.): Japanese

			Frequency	% of total	% of valid
Valid	0	not marked	4	0.02%	100%
		Total	4	0.02%	100%
Missing	7	legitimate skip	20741	99.98%	
		Total	20,741	99.98%	

Valid	Invalid	Minimum	Maximum
4	20741	0	0

### H1RX19D3 - S26RX19D PARTNR3-ASIAN INDIAN-W1

Type	Code
Measurement Unit	numeric
H1RX19D3	19D3. 3rd RX Partner: What is {INITIALS}'s Asian background (You may choose more than one answer.): Asian Indian

			Frequency	% of total	% of valid
Valid	0	not marked	4	0.02%	100%
		Total	4	0.02%	100%
Missing	7	legitimate skip	20741	99.98%	
		Total	20,741	99.98%	

Valid	Invalid	Minimum	Maximum
4	20741	0	0

### H1RX19E3 - S26RX19E PARTNR3-KOREAN-W1

Type	Code
Measurement Unit	numeric
H1RX19E3	19E3. 3rd RX Partner: What is {INITIALS}'s Asian background (You may choose more than one answer.): Korean

			Frequency	% of total	% of valid
--	--	--	-----------	------------	------------

Valid	0	not marked	4	0.02%	100%
		Total	4	0.02%	100%
Missing	7	legitimate skip	20741	99.98%	
		Total	20,741	99.98%	

Valid	Invalid	Minimum	Maximum
4	20741	0	0

### H1RX19F3 - S26RX19F PARTNR3-VIETNAMESE-W1

Type	Code
Measurement Unit	numeric
H1RX19F3	19F3. 3rd RX Partner: What is {INITIALS}'s Asian background (You may choose more than one answer.): Vietnamese

			Frequency	% of total	% of valid
Valid	0	not marked	3	0.01%	75%
	1	marked	1	0%	25%
		Total	4	0.02%	100%
Missing	7	legitimate skip	20741	99.98%	
		Total	20,741	99.98%	

Valid	Invalid	Minimum	Maximum
4	20741	0	1

### H1RX19G3 - S26RX19G PARTNR3-OTHER-W1

Type	Code
Measurement Unit	numeric
H1RX19G3	19G3. 3rd RX Partner: What is {INITIALS}'s Asian background (You may choose more than one answer.): other

			Frequency	% of total	% of valid
Valid	0	not marked	3	0.01%	75%
	1	marked	1	0%	25%
		Total	4	0.02%	100%
Missing	7	legitimate skip	20741	99.98%	
		Total	20,741	99.98%	

Valid	Invalid	Minimum	Maximum
4	20741	0	1

 H1RX20\_3 - S26RX20 PARTNR3-GENDER-W1

Type	Code
Measurement Unit	numeric
H1RX20_3	20_3. 3rd RX Partner: What is {INITIALS}'s sex?

			Frequency	% of total	% of valid
Valid	1	male	75	0.36%	41.21%
	2	female	107	0.52%	58.79%
	Total		182	0.88%	100%
Missing	6	refused	2	0.01%	
	7	legitimate skip	20559	99.1%	
	8	don't know	2	0.01%	
	Total		20,563	99.12%	

Valid	Invalid	Minimum	Maximum
182	20563	1	2

 H1RX21A3 - S26RX21A PARTNR3-GROUP DATE-W1

Type	Code
Measurement Unit	numeric
H1RX21A3	21A3. 3rd RX Partner: Please look at the cards given to you earlier, and first take out all the cards that describe things that have NOT happened in your romantic relationship with {INITIALS}: We went out together in a group.

			Frequency	% of total	% of valid
Valid	0	card rejected	53	0.26%	34.42%
	1	card kept	101	0.49%	65.58%
	Total		154	0.74%	100%
Missing	.	missing	9	0.04%	
	6	refused	14	0.07%	
	7	legitimate skip	20559	99.1%	
	8	don't know	9	0.04%	
Total		20,591	99.26%		

Valid	Invalid	Minimum	Maximum
154	20591	0	1

 H1RX21B3 - S26RX21B PARTNR3-MET PARENTS-W1

Type	Code
------	------

Measurement Unit	numeric
H1RX21B3	21B3. 3rd RX Partner: Please look at the cards given to you earlier, and first take out all the cards that describe things that have NOT happened in your romantic relationship with {INITIALS}: I met my partner's parents.

			Frequency	% of total	% of valid
Valid	0	card rejected	60	0.29%	38.96%
	1	card kept	94	0.45%	61.04%
	Total		154	0.74%	100%
Missing	.	missing	9	0.04%	
	6	refused	14	0.07%	
	7	legitimate skip	20559	99.1%	
	8	don't know	9	0.04%	
Total		20,591	99.26%		

Valid	Invalid	Minimum	Maximum
154	20591	0	1

### H1RX21C3 - S26RX21C PARTNR3-SAID WERE A COUPLE-W1

Type	Code
Measurement Unit	numeric
H1RX21C3	21C3. 3rd RX Partner: Please look at the cards given to you earlier, and first take out all the cards that describe things that have NOT happened in your romantic relationship with {INITIALS}: I told other people that we were a couple.

			Frequency	% of total	% of valid
Valid	0	card rejected	48	0.23%	31.17%
	1	card kept	106	0.51%	68.83%
	Total		154	0.74%	100%
Missing	.	missing	9	0.04%	
	6	refused	14	0.07%	
	7	legitimate skip	20559	99.1%	
	8	don't know	9	0.04%	
Total		20,591	99.26%		

Valid	Invalid	Minimum	Maximum
154	20591	0	1

### H1RX21D3 - S26RX21D PARTNR3-SAW LESS OF FRIENDS-W1

Type	Code
------	------

Measurement Unit	numeric
H1RX21D3	21D3. 3rd RX Partner: Please look at the cards given to you earlier, and first take out all the cards that describe things that have NOT happened in your romantic relationship with {INITIALS}: I saw less of my other friends so I could spend more time with my partner.

			Frequency	% of total	% of valid
Valid	0	card rejected	87	0.42%	56.49%
	1	card kept	67	0.32%	43.51%
		Total	154	0.74%	100%
Missing	.	missing	9	0.04%	
	6	refused	14	0.07%	
	7	legitimate skip	20559	99.1%	
	8	don't know	9	0.04%	
		Total	20,591	99.26%	

Valid	Invalid	Minimum	Maximum
154	20591	0	1

### H1RX21E3 - S26RX21E PARTNR3-WENT OUT ALONE-W1

Type	Code
Measurement Unit	numeric
H1RX21E3	21E3. 3rd RX Partner: Please look at the cards given to you earlier, and first take out all the cards that describe things that have NOT happened in your romantic relationship with {INITIALS}: We went out together alone.

			Frequency	% of total	% of valid
Valid	0	card rejected	34	0.16%	22.08%
	1	card kept	120	0.58%	77.92%
		Total	154	0.74%	100%
Missing	.	missing	9	0.04%	
	6	refused	14	0.07%	
	7	legitimate skip	20559	99.1%	
	8	don't know	9	0.04%	
		Total	20,591	99.26%	

Valid	Invalid	Minimum	Maximum
154	20591	0	1

### H1RX21F3 - S26RX21F PARTNR3-HELD HANDS-W1

Type	Code
------	------



Measurement Unit	numeric
H1RX21F3	21F3. 3rd RX Partner: Please look at the cards given to you earlier, and first take out all the cards that describe things that have NOT happened in your romantic relationship with {INITIALS}: We held hands.

			Frequency	% of total	% of valid
Valid	0	card rejected	23	0.11%	14.94%
	1	card kept	131	0.63%	85.06%
	Total		154	0.74%	100%
Missing	.	missing	9	0.04%	
	6	refused	14	0.07%	
	7	legitimate skip	20559	99.1%	
	8	don't know	9	0.04%	
	Total		20,591	99.26%	

Valid	Invalid	Minimum	Maximum
154	20591	0	1

### H1RX21G3 - S26RX21G PARTNR3-GAVE A PRESENT-W1

Type	Code
Measurement Unit	numeric
H1RX21G3	21G3. 3rd RX Partner: Please look at the cards given to you earlier, and first take out all the cards that describe things that have NOT happened in your romantic relationship with {INITIALS}: I gave my partner a present.

			Frequency	% of total	% of valid
Valid	0	card rejected	73	0.35%	47.4%
	1	card kept	81	0.39%	52.6%
	Total		154	0.74%	100%
Missing	.	missing	9	0.04%	
	6	refused	14	0.07%	
	7	legitimate skip	20559	99.1%	
	8	don't know	9	0.04%	
	Total		20,591	99.26%	

Valid	Invalid	Minimum	Maximum
154	20591	0	1

### H1RX21H3 - S26RX21H PARTNR3-RECEIVED A PRESENT-W1

Type	Code
Measurement Unit	numeric

H1RX21H3	21H3. 3rd RX Partner: Please look at the cards given to you earlier, and first take out all the cards that describe things that have NOT happened in your romantic relationship with {INITIALS}: My partner gave me a present.
----------	--

			Frequency	% of total	% of valid
Valid	0	card rejected	59	0.28%	38.31%
	1	card kept	95	0.46%	61.69%
Total			154	0.74%	100%
Missing	.	missing	9	0.04%	
	6	refused	14	0.07%	
	7	legitimate skip	20559	99.1%	
	8	don't know	9	0.04%	
Total			20,591	99.26%	

Valid	Invalid	Minimum	Maximum
154	20591	0	1

### H1RX21I3 - S26RX21I PARTNR3-SAID HE/SHE LOVED ME-W1

Type	Code
Measurement Unit	numeric
H1RX21I3	21I3. 3rd RX Partner: Please look at the cards given to you earlier, and first take out all the cards that describe things that have NOT happened in your romantic relationship with {INITIALS}: I told my partner I loved him or her.

			Frequency	% of total	% of valid
Valid	0	card rejected	51	0.25%	33.12%
	1	card kept	103	0.5%	66.88%
Total			154	0.74%	100%
Missing	.	missing	9	0.04%	
	6	refused	14	0.07%	
	7	legitimate skip	20559	99.1%	
	8	don't know	9	0.04%	
Total			20,591	99.26%	

Valid	Invalid	Minimum	Maximum
154	20591	0	1

### H1RX21J3 - S26RX21J PARTNR3-SAID I LOVED PARTNER-W1

Type	Code
Measurement Unit	numeric

H1RX21J3	21J3. 3rd RX Partner: Please look at the cards given to you earlier, and first take out all the cards that describe things that have NOT happened in your romantic relationship with {INITIALS}: My partner told me that he or she loved me.
----------	--

			Frequency	% of total	% of valid
Valid	0	card rejected	44	0.21%	28.57%
	1	card kept	110	0.53%	71.43%
	Total		154	0.74%	100%
Missing	.	missing	9	0.04%	
	6	refused	14	0.07%	
	7	legitimate skip	20559	99.1%	
	8	don't know	9	0.04%	
	Total		20,591	99.26%	

Valid	Invalid	Minimum	Maximum
154	20591	0	1

### H1RX21K3 - S26RX21K PARTNR3-CONSIDERED A COUPLE-W1

Type	Code
Measurement Unit	numeric
H1RX21K3	21K3. 3rd RX Partner: Please look at the cards given to you earlier, and first take out all the cards that describe things that have NOT happened in your romantic relationship with {INITIALS}: We thought of ourselves as a couple.

			Frequency	% of total	% of valid
Valid	0	card rejected	37	0.18%	24.03%
	1	card kept	117	0.56%	75.97%
	Total		154	0.74%	100%
Missing	.	missing	9	0.04%	
	6	refused	14	0.07%	
	7	legitimate skip	20559	99.1%	
	8	don't know	9	0.04%	
	Total		20,591	99.26%	

Valid	Invalid	Minimum	Maximum
154	20591	0	1

### H1RX21L3 - S26RX21L PARTNR3-TALKED CONTRACEPT-W1

Type	Code
Measurement Unit	numeric

H1RX21L3	21L3. 3rd RX Partner: Please look at the cards given to you earlier, and first take out all the cards that describe things that have NOT happened in your romantic relationship with {INITIALS}: We talked about contraception or sexually transmitted diseases.
----------	--

			Frequency	% of total	% of valid
Valid	0	card rejected	58	0.28%	37.66%
	1	card kept	96	0.46%	62.34%
	Total		154	0.74%	100%
Missing	.	missing	9	0.04%	
	6	refused	14	0.07%	
	7	legitimate skip	20559	99.1%	
	8	don't know	9	0.04%	
	Total		20,591	99.26%	

Valid	Invalid	Minimum	Maximum
154	20591	0	1

### H1RX21M3 - S26RX21M PARTNR3-KISSED-W1

Type	Code
Measurement Unit	numeric
H1RX21M3	21M3. 3rd RX Partner: Please look at the cards given to you earlier, and first take out all the cards that describe things that have NOT happened in your romantic relationship with {INITIALS}: We kissed.

			Frequency	% of total	% of valid
Valid	0	card rejected	9	0.04%	5.84%
	1	card kept	145	0.7%	94.16%
	Total		154	0.74%	100%
Missing	.	missing	9	0.04%	
	6	refused	14	0.07%	
	7	legitimate skip	20559	99.1%	
	8	don't know	9	0.04%	
	Total		20,591	99.26%	

Valid	Invalid	Minimum	Maximum
154	20591	0	1

### H1RX21N3 - S26RX21N PARTNR3-TOUCHED EACH OTHER-W1

Type	Code
Measurement Unit	numeric

H1RX21N3	21N3. 3rd RX Partner: Please look at the cards given to you earlier, and first take out all the cards that describe things that have NOT happened in your romantic relationship with {INITIALS}: We touched each other under our clothing or with no clothes on.
----------	--

			Frequency	% of total	% of valid
Valid	0	card rejected	28	0.13%	18.18%
	1	card kept	126	0.61%	81.82%
	Total		154	0.74%	100%
Missing	.	missing	9	0.04%	
	6	refused	14	0.07%	
	7	legitimate skip	20559	99.1%	
	8	don't know	9	0.04%	
	Total		20,591	99.26%	

Valid	Invalid	Minimum	Maximum
154	20591	0	1

### H1RX21O3 - S26RX21O PARTNR3-HAD SEX-W1

Type	Code
Measurement Unit	numeric
H1RX21O3	21O3. 3rd RX Partner: Please look at the cards given to you earlier, and first take out all the cards that describe things that have NOT happened in your romantic relationship with {INITIALS}: We had sexual intercourse.

			Frequency	% of total	% of valid
Valid	0	card rejected	34	0.16%	22.08%
	1	card kept	120	0.58%	77.92%
	Total		154	0.74%	100%
Missing	.	missing	9	0.04%	
	6	refused	14	0.07%	
	7	legitimate skip	20559	99.1%	
	8	don't know	9	0.04%	
	Total		20,591	99.26%	

Valid	Invalid	Minimum	Maximum
154	20591	0	1

### H1RX21P3 - S26RX21P PARTNR3-TOUCHED GENITALS-W1

Type	Code
Measurement Unit	numeric

H1RX21P3	21P3. 3rd RX Partner: Please look at the cards given to you earlier, and first take out all the cards that describe things that have NOT happened in your romantic relationship with {INITIALS}: We touched each other's genitals (private parts).
----------	--

			Frequency	% of total	% of valid
Valid	0	card rejected	35	0.17%	22.73%
	1	card kept	119	0.57%	77.27%
	Total		154	0.74%	100%
Missing	.	missing	9	0.04%	
	6	refused	14	0.07%	
	7	legitimate skip	20559	99.1%	
	8	don't know	9	0.04%	
Total		20,591	99.26%		

Valid	Invalid	Minimum	Maximum
154	20591	0	1

### H1RX21Q3 - S26RX21Q PARTNR3-GOT PREGNANT-W1

Type	Code
Measurement Unit	numeric
H1RX21Q3	21Q3. 3rd RX Partner: Please look at the cards given to you earlier, and first take out all the cards that describe things that have NOT happened in your romantic relationship with {INITIALS}: [If R is male:] My partner got pregnant. [If R is female]: I got pregnant

			Frequency	% of total	% of valid
Valid	0	card rejected	125	0.6%	81.17%
	1	card kept	29	0.14%	18.83%
	Total		154	0.74%	100%
Missing	.	missing	9	0.04%	
	6	refused	14	0.07%	
	7	legitimate skip	20559	99.1%	
	8	don't know	9	0.04%	
Total		20,591	99.26%		

Valid	Invalid	Minimum	Maximum
154	20591	0	1

### H1RX21R3 - S26RX21R PARTNR3-GOT MARRIED-W1

Type	Code
------	------

Measurement Unit	numeric
H1RX21R3	21R3. 3rd RX Partner: Please look at the cards given to you earlier, and first take out all the cards that describe things that have NOT happened in your romantic relationship with {INITIALS}: We got married.

			Frequency	% of total	% of valid
Valid	0	card rejected	154	0.74%	100%
		Total	154	0.74%	100%
Missing	.	missing	9	0.04%	
	6	refused	14	0.07%	
	7	legitimate skip	20559	99.1%	
	8	don't know	9	0.04%	
		Total	20,591	99.26%	

Valid	Invalid	Minimum	Maximum
154	20591	0	0

### H1RX22A3 - S26RX22A\_3 PARTNR3-FIRST EVENT-W1

Type	Code
Measurement Unit	numeric
H1RX22A3	22A3. 3rd RX Partner: Enter the first thing that happened in your relationship with {INITIALS}.

			Frequency	% of total	% of valid
--	--	--	-----------	------------	------------

Valid	1	we went out together in a group	60	0.29%	38.96%
	2	I met my partner's parents	23	0.11%	14.94%
	3	I told other people that we were a couple	7	0.03%	4.55%
	4	I saw less of my other friends so I could spend more time with my partner	4	0.02%	2.6%
	5	we went out together alone	16	0.08%	10.39%
	6	we held hands	12	0.06%	7.79%
	7	I gave my partner a present	1	0%	0.65%
	8	my partner gave me a present	4	0.02%	2.6%
	9	I told my partner that I loved him or her	1	0%	0.65%
	10	my partner told me that he or she loved me	1	0%	0.65%
	11	we thought of ourselves as a couple	9	0.04%	5.84%
	12	we talked about contraception or sexually transmitted diseases	4	0.02%	2.6%
	13	we kissed	8	0.04%	5.19%
	14	we touched each other under our clothing or with no clothes on	1	0%	0.65%
	15	we had sexual intercourse	1	0%	0.65%
	16	we touched each others' genitals (private parts)	2	0.01%	1.3%
		Total	154	0.74%	100%
Missing	.	missing	32	0.15%	
	97	legitimate skip	20559	99.1%	
		Total	20,591	99.26%	

Valid	Invalid	Minimum	Maximum
154	20591	1	16

### H1RX22B3 - S26RX22B\_3 PARTNR3-SECOND EVENT-W1

Type	Code
Measurement Unit	numeric
H1RX22B3	22B3. 3rd RX Partner: Enter the next [second] thing that happened in your relationship.

	Frequency	% of total	% of valid
--	-----------	------------	------------



Valid	1	we went out together in a group	10	0.05%	6.67%
	2	I met my partner's parents	18	0.09%	12%
	3	I told other people that we were a couple	19	0.09%	12.67%
	4	I saw less of my other friends so I could spend more time with my partner	3	0.01%	2%
	5	we went out together alone	20	0.1%	13.33%
	6	we held hands	30	0.14%	20%
	7	I gave my partner a present	2	0.01%	1.33%
	8	my partner gave me a present	3	0.01%	2%
	9	I told my partner that I loved him or her	5	0.02%	3.33%
	10	my partner told me that he or she loved me	1	0%	0.67%
	11	we thought of ourselves as a couple	7	0.03%	4.67%
	12	we talked about contraception or sexually transmitted diseases	5	0.02%	3.33%
	13	we kissed	24	0.12%	16%
	14	we touched each other under our clothing or with no clothes on	2	0.01%	1.33%
	15	we had sexual intercourse	1	0%	0.67%
	16	we touched each others' genitals (private parts)	0	0%	0%
		Total	150	0.72%	100%
Missing	.	missing	36	0.17%	
	97	legitimate skip	20559	99.1%	
		Total	20,595	99.28%	

Valid	Invalid	Minimum	Maximum
150	20595	1	15

### H1RX22C3 - S26RX22C\_3 PARTNR3-3RD EVENT-W1

Type	Code
Measurement Unit	numeric
H1RX22C3	22C3. 3rd RX Partner: Enter the next [third] thing that happened in your relationship.

	Frequency	% of total	% of valid
--	-----------	------------	------------

Valid	1	we went out together in a group	4	0.02%	2.68%
	2	I met my partner's parents	9	0.04%	6.04%
	3	I told other people that we were a couple	24	0.12%	16.11%
	4	I saw less of my other friends so I could spend more time with my partner	11	0.05%	7.38%
	5	we went out together alone	13	0.06%	8.72%
	6	we held hands	26	0.13%	17.45%
	7	I gave my partner a present	5	0.02%	3.36%
	8	my partner gave me a present	3	0.01%	2.01%
	9	I told my partner that I loved him or her	2	0.01%	1.34%
	10	my partner told me that he or she loved me	7	0.03%	4.7%
	11	we thought of ourselves as a couple	8	0.04%	5.37%
	12	we talked about contraception or sexually transmitted diseases	4	0.02%	2.68%
	13	we kissed	21	0.1%	14.09%
	14	we touched each other under our clothing or with no clothes on	5	0.02%	3.36%
	15	we had sexual intercourse	3	0.01%	2.01%
	16	we touched each others' genitals (private parts)	4	0.02%	2.68%
		Total	149	0.72%	100%
Missing	.	missing	37	0.18%	
	97	legitimate skip	20559	99.1%	
		Total	20,596	99.28%	

Valid	Invalid	Minimum	Maximum
149	20596	1	16

### H1RX22D3 - S26RX22D\_3 PARTNR3-4TH EVENT-W1

Type	Code
Measurement Unit	numeric
H1RX22D3	22D3. 3rd RX Partner: Enter the next [fourth] thing that happened in your relationship.

	Frequency	% of total	% of valid
--	-----------	------------	------------

Valid	1	we went out together in a group	6	0.03%	4.03%
	2	I met my partner's parents	5	0.02%	3.36%
	3	I told other people that we were a couple	8	0.04%	5.37%
	4	I saw less of my other friends so I could spend more time with my partner	14	0.07%	9.4%
	5	we went out together alone	27	0.13%	18.12%
	6	we held hands	16	0.08%	10.74%
	7	I gave my partner a present	4	0.02%	2.68%
	8	my partner gave me a present	3	0.01%	2.01%
	9	I told my partner that I loved him or her	4	0.02%	2.68%
	10	my partner told me that he or she loved me	2	0.01%	1.34%
	11	we thought of ourselves as a couple	15	0.07%	10.07%
	12	we talked about contraception or sexually transmitted diseases	2	0.01%	1.34%
	13	we kissed	19	0.09%	12.75%
	14	we touched each other under our clothing or with no clothes on	13	0.06%	8.72%
	15	we had sexual intercourse	3	0.01%	2.01%
	16	we touched each others' genitals (private parts)	6	0.03%	4.03%
		Total	149	0.72%	100%
Missing	.	missing	37	0.18%	
	97	legitimate skip	20559	99.1%	
		Total	20,596	99.28%	

Valid	Invalid	Minimum	Maximum
149	20596	1	17

### H1RX22E3 - S26RX22E\_3 PARTNR3-5TH EVENT-W1

Type	Code
Measurement Unit	numeric
H1RX22E3	22E3. 3rd RX Partner: Enter the next [fifth] thing that happened in your relationship.

	Frequency	% of total	% of valid
--	-----------	------------	------------

Valid	1	we went out together in a group	3	0.01%	2.1%
	2	I met my partner's parents	11	0.05%	7.69%
	3	I told other people that we were a couple	16	0.08%	11.19%
	4	I saw less of my other friends so I could spend more time with my partner	2	0.01%	1.4%
	5	we went out together alone	16	0.08%	11.19%
	6	we held hands	23	0.11%	16.08%
	7	I gave my partner a present	3	0.01%	2.1%
	8	my partner gave me a present	4	0.02%	2.8%
	9	I told my partner that I loved him or her	5	0.02%	3.5%
	10	my partner told me that he or she loved me	4	0.02%	2.8%
	11	we thought of ourselves as a couple	10	0.05%	6.99%
	12	we talked about contraception or sexually transmitted diseases	7	0.03%	4.9%
	13	we kissed	15	0.07%	10.49%
	14	we touched each other under our clothing or with no clothes on	7	0.03%	4.9%
	15	we had sexual intercourse	6	0.03%	4.2%
	16	we touched each others' genitals (private parts)	11	0.05%	7.69%
		Total	143	0.69%	100%
Missing	.	missing	43	0.21%	
	97	legitimate skip	20559	99.1%	
		Total	20,602	99.31%	

Valid	Invalid	Minimum	Maximum
143	20602	1	16

### H1RX22F3 - S26RX22F\_3 PARTNR3-6TH EVENT-W1

Type	Code
Measurement Unit	numeric
H1RX22F3	22F3. 3rd RX Partner: Enter the next [sixth] thing that happened in your relationship.

	Frequency	% of total	% of valid
--	-----------	------------	------------

Valid	1	we went out together in a group	5	0.02%	3.6%
	2	I met my partner's parents	7	0.03%	5.04%
	3	I told other people that we were a couple	12	0.06%	8.63%
	4	I saw less of my other friends so I could spend more time with my partner	4	0.02%	2.88%
	5	we went out together alone	8	0.04%	5.76%
	6	we held hands	11	0.05%	7.91%
	7	I gave my partner a present	19	0.09%	13.67%
	8	my partner gave me a present	9	0.04%	6.47%
	9	I told my partner that I loved him or her	9	0.04%	6.47%
	10	my partner told me that he or she loved me	12	0.06%	8.63%
	11	we thought of ourselves as a couple	6	0.03%	4.32%
	12	we talked about contraception or sexually transmitted diseases	3	0.01%	2.16%
	13	we kissed	7	0.03%	5.04%
	14	we touched each other under our clothing or with no clothes on	5	0.02%	3.6%
	15	we had sexual intercourse	11	0.05%	7.91%
	16	we touched each others' genitals (private parts)	9	0.04%	6.47%
		Total	139	0.67%	100%
Missing	.	missing	47	0.23%	
	97	legitimate skip	20559	99.1%	
		Total	20,606	99.33%	

Valid	Invalid	Minimum	Maximum
139	20606	1	17

### H1RX22G3 - S26RX22G\_3 PARTNR3-7TH EVENT-W1

Type	Code
Measurement Unit	numeric
H1RX22G3	22G3. 3rd RX Partner: Enter the next [seventh] thing that happened in your relationship.

	Frequency	% of total	% of valid
--	-----------	------------	------------

Valid	1	we went out together in a group	2	0.01%	1.55%
	2	I met my partner's parents	6	0.03%	4.65%
	3	I told other people that we were a couple	4	0.02%	3.1%
	4	I saw less of my other friends so I could spend more time with my partner	5	0.02%	3.88%
	5	we went out together alone	5	0.02%	3.88%
	6	we held hands	3	0.01%	2.33%
	7	I gave my partner a present	17	0.08%	13.18%
	8	my partner gave me a present	20	0.1%	15.5%
	9	I told my partner that I loved him or her	11	0.05%	8.53%
	10	my partner told me that he or she loved me	10	0.05%	7.75%
	11	we thought of ourselves as a couple	14	0.07%	10.85%
	12	we talked about contraception or sexually transmitted diseases	4	0.02%	3.1%
	13	we kissed	4	0.02%	3.1%
	14	we touched each other under our clothing or with no clothes on	11	0.05%	8.53%
	15	we had sexual intercourse	7	0.03%	5.43%
	16	we touched each others' genitals (private parts)	5	0.02%	3.88%
		Total	129	0.62%	100%
Missing	.	missing	57	0.27%	
	97	legitimate skip	20559	99.1%	
		Total	20,616	99.38%	

Valid	Invalid	Minimum	Maximum
129	20616	1	17

### H1RX22H3 - S26RX22H\_3 PARTNR3-8TH EVENT-W1

Type	Code
Measurement Unit	numeric
H1RX22H3	22H3. 3rd RX Partner: Enter the next [eighth] thing that happened in your relationship.

	Frequency	% of total	% of valid
--	-----------	------------	------------

Valid	1	we went out together in a group	1	0%	0.81%
	2	I met my partner's parents	3	0.01%	2.44%
	3	I told other people that we were a couple	5	0.02%	4.07%
	4	I saw less of my other friends so I could spend more time with my partner	4	0.02%	3.25%
	5	we went out together alone	3	0.01%	2.44%
	6	we held hands	2	0.01%	1.63%
	7	I gave my partner a present	8	0.04%	6.5%
	8	my partner gave me a present	18	0.09%	14.63%
	9	I told my partner that I loved him or her	20	0.1%	16.26%
	10	my partner told me that he or she loved me	13	0.06%	10.57%
	11	we thought of ourselves as a couple	4	0.02%	3.25%
	12	we talked about contraception or sexually transmitted diseases	10	0.05%	8.13%
	13	we kissed	6	0.03%	4.88%
	14	we touched each other under our clothing or with no clothes on	9	0.04%	7.32%
	15	we had sexual intercourse	8	0.04%	6.5%
	16	we touched each others' genitals (private parts)	8	0.04%	6.5%
		Total	123	0.59%	100%
Missing	.	missing	63	0.3%	
	97	legitimate skip	20559	99.1%	
		Total	20,622	99.41%	

Valid	Invalid	Minimum	Maximum
123	20622	1	17

### H1RX22I3 - S26RX22I\_3 PARTNR3-9TH EVENT-W1

Type	Code
Measurement Unit	numeric
H1RX22I3	22I3. 3rd RX Partner: Enter the next [ninth] thing that happened in your relationship.

	Frequency	% of total	% of valid
--	-----------	------------	------------

Valid	1	we went out together in a group	3	0.01%	2.56%
	2	I met my partner's parents	3	0.01%	2.56%
	3	I told other people that we were a couple	2	0.01%	1.71%
	4	I saw less of my other friends so I could spend more time with my partner	0	0%	0%
	5	we went out together alone	4	0.02%	3.42%
	6	we held hands	0	0%	0%
	7	I gave my partner a present	5	0.02%	4.27%
	8	my partner gave me a present	10	0.05%	8.55%
	9	I told my partner that I loved him or her	15	0.07%	12.82%
	10	my partner told me that he or she loved me	19	0.09%	16.24%
	11	we thought of ourselves as a couple	10	0.05%	8.55%
	12	we talked about contraception or sexually transmitted diseases	3	0.01%	2.56%
	13	we kissed	8	0.04%	6.84%
	14	we touched each other under our clothing or with no clothes on	11	0.05%	9.4%
	15	we had sexual intercourse	11	0.05%	9.4%
	16	we touched each others' genitals (private parts)	12	0.06%	10.26%
		Total	117	0.56%	100%
Missing	.	missing	69	0.33%	
	97	legitimate skip	20559	99.1%	
		Total	20,628	99.44%	

Valid	Invalid	Minimum	Maximum
117	20628	1	17

### H1RX22J3 - S26RX22J\_3 PARTNR3-10TH EVENT-W1

Type	Code
Measurement Unit	numeric
H1RX22J3	22J3. 3rd RX Partner: Enter the next [tenth] thing that happened in your relationship.

	Frequency	% of total	% of valid
--	-----------	------------	------------



Valid	1	we went out together in a group	1	0%	0.94%
	2	I met my partner's parents	3	0.01%	2.83%
	3	I told other people that we were a couple	4	0.02%	3.77%
	4	I saw less of my other friends so I could spend more time with my partner	2	0.01%	1.89%
	5	we went out together alone	1	0%	0.94%
	6	we held hands	3	0.01%	2.83%
	7	I gave my partner a present	3	0.01%	2.83%
	8	my partner gave me a present	5	0.02%	4.72%
	9	I told my partner that I loved him or her	11	0.05%	10.38%
	10	my partner told me that he or she loved me	18	0.09%	16.98%
	11	we thought of ourselves as a couple	11	0.05%	10.38%
	12	we talked about contraception or sexually transmitted diseases	10	0.05%	9.43%
	13	we kissed	6	0.03%	5.66%
	14	we touched each other under our clothing or with no clothes on	10	0.05%	9.43%
	15	we had sexual intercourse	7	0.03%	6.6%
	16	we touched each others' genitals (private parts)	9	0.04%	8.49%
		Total	106	0.51%	100%
Missing	.	missing	80	0.39%	
	97	legitimate skip	20559	99.1%	
		Total	20,639	99.49%	

Valid	Invalid	Minimum	Maximum
106	20639	1	17

### H1RX22K3 - S26RX22K\_3 PARTNR3-11TH EVENT-W1

Type	Code
Measurement Unit	numeric
H1RX22K3	22K3. 3rd RX Partner: Enter the next [eleventh] thing that happened in your relationship.

	Frequency	% of total	% of valid
--	-----------	------------	------------

Valid	1	we went out together in a group	1	0%	1.05%
	2	I met my partner's parents	1	0%	1.05%
	3	I told other people that we were a couple	3	0.01%	3.16%
	4	I saw less of my other friends so I could spend more time with my partner	3	0.01%	3.16%
	5	we went out together alone	4	0.02%	4.21%
	6	we held hands	0	0%	0%
	7	I gave my partner a present	2	0.01%	2.11%
	8	my partner gave me a present	4	0.02%	4.21%
	9	I told my partner that I loved him or her	12	0.06%	12.63%
	10	my partner told me that he or she loved me	7	0.03%	7.37%
	11	we thought of ourselves as a couple	11	0.05%	11.58%
	12	we talked about contraception or sexually transmitted diseases	15	0.07%	15.79%
	13	we kissed	6	0.03%	6.32%
	14	we touched each other under our clothing or with no clothes on	11	0.05%	11.58%
	15	we had sexual intercourse	10	0.05%	10.53%
	16	we touched each others' genitals (private parts)	5	0.02%	5.26%
		Total	95	0.46%	100%
Missing	.	missing	91	0.44%	
	97	legitimate skip	20559	99.1%	
		Total	20,650	99.54%	

Valid	Invalid	Minimum	Maximum
95	20650	1	16

### H1RX22L3 - S26RX22L\_3 PARTNR3-12TH EVENT-W1

Type	Code
Measurement Unit	numeric
H1RX22L3	22L3. 3rd RX Partner: Enter the next [twelfth] thing that happened in your relationship.

	Frequency	% of total	% of valid
--	-----------	------------	------------

Valid	1	we went out together in a group	2	0.01%	2.41%
	2	I met my partner's parents	0	0%	0%
	3	I told other people that we were a couple	1	0%	1.2%
	4	I saw less of my other friends so I could spend more time with my partner	5	0.02%	6.02%
	5	we went out together alone	1	0%	1.2%
	6	we held hands	3	0.01%	3.61%
	7	I gave my partner a present	2	0.01%	2.41%
	8	my partner gave me a present	4	0.02%	4.82%
	9	I told my partner that I loved him or her	2	0.01%	2.41%
	10	my partner told me that he or she loved me	8	0.04%	9.64%
	11	we thought of ourselves as a couple	4	0.02%	4.82%
	12	we talked about contraception or sexually transmitted diseases	12	0.06%	14.46%
	13	we kissed	10	0.05%	12.05%
	14	we touched each other under our clothing or with no clothes on	11	0.05%	13.25%
	15	we had sexual intercourse	7	0.03%	8.43%
	16	we touched each others' genitals (private parts)	9	0.04%	10.84%
		Total	83	0.4%	100%
Missing	.	missing	103	0.5%	
	97	legitimate skip	20559	99.1%	
		Total	20,662	99.6%	

Valid	Invalid	Minimum	Maximum
83	20662	1	17

### H1RX22M3 - S26RX22M\_3 PARTNR3-13TH EVENT-W1

Type	Code
Measurement Unit	numeric
H1RX22M3	22M3. 3rd RX Partner: Enter the next [thirteenth] thing that happened in your relationship.

	Frequency	% of total	% of valid
--	-----------	------------	------------

Valid	2	I met my partner's parents	2	0.01%	2.63%
	3	I told other people that we were a couple	1	0%	1.32%
	4	I saw less of my other friends so I could spend more time with my partner	4	0.02%	5.26%
	5	we went out together alone	1	0%	1.32%
	6	we held hands	1	0%	1.32%
	7	I gave my partner a present	4	0.02%	5.26%
	8	my partner gave me a present	3	0.01%	3.95%
	9	I told my partner that I loved him or her	3	0.01%	3.95%
	10	my partner told me that he or she loved me	2	0.01%	2.63%
	11	we thought of ourselves as a couple	3	0.01%	3.95%
	12	we talked about contraception or sexually transmitted diseases	6	0.03%	7.89%
	13	we kissed	7	0.03%	9.21%
	14	we touched each other under our clothing or with no clothes on	16	0.08%	21.05%
	15	we had sexual intercourse	11	0.05%	14.47%
	16	we touched each others' genitals (private parts)	10	0.05%	13.16%
	17	If R is male: my partner got pregnant If R is female: I got pregnant	2	0.01%	2.63%
			Total	76	0.37%
Missing	.	missing	110	0.53%	
	97	legitimate skip	20559	99.1%	
		Total	20,669	99.63%	

Valid	Invalid	Minimum	Maximum
76	20669	2	17

### H1RX22N3 - S26RX22N\_3 PARTNR3-14TH EVENT-W1

Type	Code
Measurement Unit	numeric
H1RX22N3	22N3. 3rd RX Partner: Enter the next [fourteenth] thing that happened in your relationship

			Frequency	% of total	% of valid
Valid	2	I met my partner's parents	3	0.01%	4.84%
	4	I saw less of my other friends so I could spend more time with my partner	2	0.01%	3.23%
	5	we went out together alone	1	0%	1.61%
	7	I gave my partner a present	5	0.02%	8.06%
	8	my partner gave me a present	1	0%	1.61%
	9	I told my partner that I loved him or her	1	0%	1.61%
	10	my partner told me that he or she loved me	5	0.02%	8.06%
	12	we talked about contraception or sexually transmitted diseases	6	0.03%	9.68%
	13	we kissed	4	0.02%	6.45%
	14	we touched each other under our clothing or with no clothes on	11	0.05%	17.74%
	15	we had sexual intercourse	16	0.08%	25.81%
	16	we touched each others' genitals (private parts)	7	0.03%	11.29%
		Total	62	0.3%	100%
Missing	.	missing	124	0.6%	
	97	legitimate skip	20559	99.1%	
	Total	20,683	99.7%		

Valid	Invalid	Minimum	Maximum
62	20683	2	16

 H1RX2203 - S26RX220\_3 PARTNR3-15TH EVENT-W1

Type	Code
Measurement Unit	numeric
H1RX2203	2203. 3rd RX Partner: Enter the next [fifteenth] thing that happened in your relationship.

			Frequency	% of total	% of valid
--	--	--	-----------	------------	------------

Valid	1	we went out together in a group	2	0.01%	3.92%
	4	I saw less of my other friends so I could spend more time with my partner	3	0.01%	5.88%
	6	we held hands	1	0%	1.96%
	7	I gave my partner a present	1	0%	1.96%
	8	my partner gave me a present	4	0.02%	7.84%
	9	I told my partner that I loved him or her	1	0%	1.96%
	10	my partner told me that he or she loved me	1	0%	1.96%
	11	we thought of ourselves as a couple	3	0.01%	5.88%
	12	we talked about contraception or sexually transmitted diseases	3	0.01%	5.88%
	14	we touched each other under our clothing or with no clothes on	2	0.01%	3.92%
	15	we had sexual intercourse	12	0.06%	23.53%
	16	we touched each others' genitals (private parts)	16	0.08%	31.37%
	17	If R is male: my partner got pregnant If R is female: I got pregnant	2	0.01%	3.92%
		Total	51	0.25%	100%
Missing	.	missing	135	0.65%	
	97	legitimate skip	20559	99.1%	
	Total	20,694	99.75%		

Valid	Invalid	Minimum	Maximum
51	20694	1	17

### 

Type	Code
Measurement Unit	numeric
H1RX22P3	22P3. 3rd RX Partner: Enter the next [sixteenth] thing that happened in your relationship.

	Frequency	% of total	% of valid
--	-----------	------------	------------

Valid	9	I told my partner that I loved him or her	1	0%	3.33%
	11	we thought of ourselves as a couple	2	0.01%	6.67%
	12	we talked about contraception or sexually transmitted diseases	2	0.01%	6.67%
	14	we touched each other under our clothing or with no clothes on	1	0%	3.33%
	15	we had sexual intercourse	6	0.03%	20%
	16	we touched each others' genitals (private parts)	6	0.03%	20%
	17	If R is male: my partner got pregnant If R is female: I got pregnant	12	0.06%	40%
		Total	30	0.14%	100%
Missing	.	missing	156	0.75%	
	97	legitimate skip	20559	99.1%	
		Total	20,715	99.86%	

Valid	Invalid	Minimum	Maximum
30	20715	9	17

### H1RX22Q3 - S26RX22Q\_3 PARTNR3-17TH EVENT-W1

Type	Code
Measurement Unit	numeric
H1RX22Q3	22Q3. 3rd RX Partner: Enter the next [seventeenth] thing that happened in your relationship.

			Frequency	% of total	% of valid
Valid	1	we went out together in a group	1	0%	25%
	4	I saw less of my other friends so I could spend more time with my partner	1	0%	25%
	17	If R is male: my partner got pregnant If R is female: I got pregnant	2	0.01%	50%
		Total	4	0.02%	100%
Missing	.	missing	182	0.88%	
	97	legitimate skip	20559	99.1%	
		Total	20,741	99.98%	

Valid	Invalid	Minimum	Maximum
4	20741	1	17

### H1RX22R3 - S26RX22R\_3 PARTNR3-18TH EVENT-W1

Type	Code
Measurement Unit	numeric
H1RX22R3	22R3. 3rd RX Partner: Enter the next [eighteenth] thing that happened in your relationship.

			Frequency
Missing	.	missing	186
	97	legitimate skip	20559

Valid	Invalid
0	20745

### H1RX24A3 - S26RX24A3-PARTNR3-SEXUAL INTERCOURSE-W1

Type	Code
Measurement Unit	numeric
H1RX24A3	24A3. 3rd RX Partner: [If R is male:] When you had sexual intercourse with {INITIALS} did you insert your penis into her vagina? [If R is female:] When you had sexual intercourse with {INITIALS} did he insert his penis into your vagina?

			Frequency	% of total	% of valid
Valid	0	no	13	0.06%	9.03%
	1	yes	131	0.63%	90.97%
	Total		144	0.69%	100%
Missing	6	refused	1	0%	
	7	legitimate skip	20600	99.3%	
	Total		20,601	99.31%	

Valid	Invalid	Minimum	Maximum
144	20601	0	1

### H1RX25M3 - S26RX25\_3M PARTNR3-FIRST TIME SEX-MO-W1

Type	Code
Measurement Unit	numeric
H1RX25M3	25M3. 3rd RX Partner: In what month [and year] did you first have sexual intercourse with {INITIALS}?

			Frequency	% of total	% of valid
--	--	--	-----------	------------	------------



Valid	1	January	9	0.04%	9.78%
	2	February	8	0.04%	8.7%
	3	March	5	0.02%	5.43%
	4	April	14	0.07%	15.22%
	5	May	11	0.05%	11.96%
	6	June	11	0.05%	11.96%
	7	July	10	0.05%	10.87%
	8	August	2	0.01%	2.17%
	9	September	5	0.02%	5.43%
	10	October	4	0.02%	4.35%
	11	November	4	0.02%	4.35%
	12	December	9	0.04%	9.78%
		Total	92	0.44%	100%
Missing	96	refused	2	0.01%	
	97	legitimate skip	20614	99.37%	
	98	don't know	37	0.18%	
		Total	20,653	99.56%	

Valid	Invalid	Minimum	Maximum
92	20653	1	12

### H1RX25Y3 - S26RX25\_3Y PARTNR3-FIRST TIME SEX-YR-W1

Type	Code
Measurement Unit	numeric
H1RX25Y3	25Y3. 3rd RX Partner: In what [month and] year did you first have sexual intercourse with {INITIALS}?

			Frequency	% of total	% of valid
Valid	89	1989	1	0%	1.01%
	92	1992	5	0.02%	5.05%
	93	1993	8	0.04%	8.08%
	94	1994	39	0.19%	39.39%
	95	1995	46	0.22%	46.46%
		Total	99	0.48%	100%
Missing	96	refused	2	0.01%	
	97	legitimate skip	20614	99.37%	
	98	don't know	30	0.14%	
		Total	20,646	99.52%	

Valid	Invalid	Minimum	Maximum
99	20646	89	95

 H1RX26M3 - S26RX26\_3M PARTNR3-MOST RECENT SEX-MO-W1

Type	Code
Measurement Unit	numeric
H1RX26M3	26M3. 3rd RX Partner: In what month [and year] did you have sexual intercourse with {INITIALS} most recently?

			Frequency	% of total	% of valid
Valid	1	January	6	0.03%	6.38%
	2	February	6	0.03%	6.38%
	3	March	6	0.03%	6.38%
	4	April	14	0.07%	14.89%
	5	May	13	0.06%	13.83%
	6	June	18	0.09%	19.15%
	7	July	10	0.05%	10.64%
	8	August	5	0.02%	5.32%
	9	September	2	0.01%	2.13%
	10	October	4	0.02%	4.26%
	11	November	4	0.02%	4.26%
	12	December	6	0.03%	6.38%
		Total	94	0.45%	100%
Missing	96	refused	3	0.01%	
	97	legitimate skip	20614	99.37%	
	98	don't know	34	0.16%	
		Total	20,651	99.55%	

Valid	Invalid	Minimum	Maximum
94	20651	1	12

 H1RX26Y3 - S26RX26\_3Y PARTNR3-MOST RECENT SEX-YR-W1

Type	Code
Measurement Unit	numeric
H1RX26Y3	26Y3. 3rd RX Partner: In what [month and] year did you have sexual intercourse with {INITIALS} most recently?

			Frequency	% of total	% of valid
Valid	89	1989	1	0%	0.99%
	92	1992	2	0.01%	1.98%
	93	1993	7	0.03%	6.93%
	94	1994	26	0.13%	25.74%
	95	1995	65	0.31%	64.36%

		Total	101	0.49%	100%
Missing	96	refused	3	0.01%	
	97	legitimate skip	20614	99.37%	
	98	don't know	27	0.13%	
		Total	20,644	99.51%	

Valid	Invalid	Minimum	Maximum
101	20644	89	95

### H1RX27\_3 - S26RX27\_3 PARTNR3-SEX MORE THEN ONCE-W1

Type	Code
Measurement Unit	numeric
H1RX27_3	27_3. 3rd RX Partner: Did you and {INITIALS} have intercourse once, or more than once?

			Frequency	% of total	% of valid
Valid	1	once	28	0.13%	34.15%
	2	more than once	54	0.26%	65.85%
		Total	82	0.4%	100%
Missing	7	legitimate skip	20661	99.6%	
	8	don't know	2	0.01%	
		Total	20,663	99.6%	

Valid	Invalid	Minimum	Maximum
82	20663	1	2

### H1RX28\_3 - S26RX28\_3 PARTNR3-USE BIRTHCONTROL-W1

Type	Code
Measurement Unit	numeric
H1RX28_3	28_3. 3rd RX Partner: Did you or {INITIALS} use any method of birth control?

			Frequency	% of total	% of valid
Valid	0	no	13	0.06%	46.43%
	1	yes	15	0.07%	53.57%
		Total	28	0.13%	100%
Missing	7	legitimate skip	20717	99.87%	
		Total	20,717	99.87%	

Valid	Invalid	Minimum	Maximum
28	20717	0	1

 H1RX29A3 - S26RX29A\_3 PARTNR3-METHOD 1-W1

Type	Code
Measurement Unit	numeric
H1RX29A3	29A3. 3rd RX Partner: What method of birth control did you or your partner use?

			Frequency	% of total	% of valid
Valid	1	condoms (rubbers)	12	0.06%	92.31%
	2	withdrawal	1	0%	7.69%
Total			13	0.06%	100%
Missing	.	missing	2	0.01%	
	97	legitimate skip	20730	99.93%	
	Total		20,732	99.94%	

Valid	Invalid	Minimum	Maximum
13	20732	1	2

 H1RX29B3 - S26RX29B\_3 PARTNR3-METHOD 2-W1

Type	Code
Measurement Unit	numeric
H1RX29B3	29B3. 3rd RX Partner: What other method of birth control did you or your partner use?

			Frequency	% of total	% of valid
Valid	14	no other method	13	0.06%	100%
	Total		13	0.06%	100%
Missing	.	missing	2	0.01%	
	97	legitimate skip	20730	99.93%	
	Total		20,732	99.94%	

Valid	Invalid	Minimum	Maximum
13	20732	14	14

 H1RX29C3 - S26RX29C\_3 PARTNR3-METHOD 3-W1

Type	Code
Measurement Unit	numeric
H1RX29C3	29C3. 3rd RX Partner: What other method of birth control did you or your partner use?

			Frequency
Missing	.	missing	2
	97	legitimate skip	20743

Valid	Invalid
0	20745

### H1RX30\_3 - S26RX30\_3 PARTNR3-USE A CONDOM-W1

Type	Code
Measurement Unit	numeric
H1RX30_3	30_3. 3rd RX Partner: Was a condom used when you had sexual intercourse with {INITIALS}?

			Frequency
Missing	.	missing	3
	7	legitimate skip	20742

Valid	Invalid
0	20745

### H1RX31\_3 - S26RX31\_3 PARTNR3-USE OTHER METHOD-W1

Type	Code
Measurement Unit	numeric
H1RX31_3	31_3. 3rd RX Partner: During the month when you and {INITIALS} had sexual intercourse, did either of you ever use any method of birth control?

			Frequency	% of total	% of valid
Valid	0	no	18	0.09%	33.33%
	1	yes	36	0.17%	66.67%
		Total	54	0.26%	100%
Missing	7	legitimate skip	20689	99.73%	
	8	don't know	2	0.01%	
		Total	20,691	99.74%	

Valid	Invalid	Minimum	Maximum
54	20691	0	1

### H1RX32\_3 - S26RX32\_3 PARTNR3-BIRTHCONTROL ALWAYS-W1

Type	Code
Measurement Unit	numeric

H1RX32_3	32_3. 3rd RX Partner: Did one or the other of you use some method of birth control every time you and {INITIALS} had intercourse?
----------	---

			Frequency	% of total	% of valid
Valid	0	no	5	0.02%	13.89%
	1	yes	31	0.15%	86.11%
Total			36	0.17%	100%
Missing	7	legitimate skip	20709	99.83%	
	Total		20,709	99.83%	

Valid	Invalid	Minimum	Maximum
36	20709	0	1

### H1RX33A3 - S26RX33A\_3 PARTNR3-METHOD 1-W1

Type	Code
Measurement Unit	numeric
H1RX33A3	33A3. 3rd RX Partner: What method of birth control did you or your partner use?

			Frequency	% of total	% of valid
Valid	1	condoms (rubbers)	27	0.13%	81.82%
	2	withdrawal	1	0%	3.03%
	4	birth control pills	3	0.01%	9.09%
	5	vaginal sponge	1	0%	3.03%
	11	Depo Provera	1	0%	3.03%
Total			33	0.16%	100%
Missing	.	missing	3	0.01%	
	97	legitimate skip	20709	99.83%	
Total			20,712	99.84%	

Valid	Invalid	Minimum	Maximum
33	20712	1	11

### H1RX33B3 - S26RX33B\_3 PARTNR3-METHOD 2-W1

Type	Code
Measurement Unit	numeric
H1RX33B3	33B3. 3rd RX Partner: What other method of birth control did you or your partner use?

			Frequency	% of total	% of valid
--	--	--	-----------	------------	------------

Valid	1	condoms (rubbers)	3	0.01%	9.09%
	2	withdrawal	3	0.01%	9.09%
	4	birth control pills	2	0.01%	6.06%
	5	vaginal sponge	1	0%	3.03%
	6	foam, jelly, creme, suppositories	1	0%	3.03%
	13	some other method	1	0%	3.03%
	14	no other method	22	0.11%	66.67%
			Total	33	0.16%
Missing	.	missing	3	0.01%	
	97	legitimate skip	20709	99.83%	
		Total	20,712	99.84%	

Valid	Invalid	Minimum	Maximum
33	20712	1	14

### H1RX33C3 - S26RX33C\_3 PARTNR3-METHOD 3-W1

Type	Code
Measurement Unit	numeric
H1RX33C3	33C3. 3rd RX Partner: What other method of birth control did you or your partner use?

			Frequency	% of total	% of valid
Valid	1	condoms (rubbers)	1	0%	10%
	3	rhythm (safe time)	1	0%	10%
	4	birth control pills	2	0.01%	20%
	12	contraceptive film	1	0%	10%
	14	no other method	5	0.02%	50%
		Total	10	0.05%	100%
Missing	.	missing	3	0.01%	
	97	legitimate skip	20731	99.93%	
	98	don't know	1	0%	
		Total	20,735	99.95%	

Valid	Invalid	Minimum	Maximum
10	20735	1	14

### H1RX34\_3 - S26RX34\_3 PARTNR3-EVER USE CONDOM-W1

Type	Code
Measurement Unit	numeric

H1RX34_3	34_3. 3rd RX Partner: Was a condom ever used when you had sexual intercourse with {INITIALS}?
----------	---

			Frequency	% of total	% of valid
Valid	0	no	2	0.01%	66.67%
	1	yes	1	0%	33.33%
Total			3	0.01%	100%
Missing	.	missing	3	0.01%	
	7	legitimate skip	20739	99.97%	
Total			20,742	99.99%	

Valid	Invalid	Minimum	Maximum
3	20742	0	1

### H1RX35\_3 - S26RX35\_3 PARTNR3-USE >1 METHOD-W1

Type	Code
Measurement Unit	numeric
H1RX35_3	35_3. 3rd RX Partner: Did you and {INITIALS} use more than one birth control method at the same time, or did you use these methods at different times?

			Frequency	% of total	% of valid
Valid	1	you used more than one method at the same time	5	0.02%	38.46%
	2	you used only one method at a time, but the method chosen was different from time to time	3	0.01%	23.08%
	3	sometimes used only one method, and sometimes we used more than one	5	0.02%	38.46%
Total			13	0.06%	100%
Missing	.	missing	2	0.01%	
	7	legitimate skip	20730	99.93%	
Total			20,732	99.94%	

Valid	Invalid	Minimum	Maximum
13	20732	1	3

### H1RX36\_3 - S26RX35\_3 PARTNR3-USE BIRTHCONTROL-W1

Type	Code
Measurement Unit	numeric



H1RX36_3	36_3. 3rd RX Partner: Between {FIRST DATE} and {LAST DATE}, when you and {INITIALS} had sexual intercourse, did one or the other of you ever use any method of birth control?
----------	---

			Frequency	% of total	% of valid
Valid	0	no	18	0.09%	25.71%
	1	yes	52	0.25%	74.29%
		Total	70	0.34%	100%
Missing	7	legitimate skip	20675	99.66%	
	Total		20,675	99.66%	

Valid	Invalid	Minimum	Maximum
70	20675	0	1

### H1RX37\_3 - S26RX37\_3 PARTNR3-ALWAYS BIRTHCONTROL-W1

Type	Code
Measurement Unit	numeric
H1RX37_3	37_3. 3rd RX Partner: Throughout these months, did one or the other of you use some method of birth control every time you and {INITIALS} had intercourse?

			Frequency	% of total	% of valid
Valid	0	no	8	0.04%	15.38%
	1	yes	44	0.21%	84.62%
		Total	52	0.25%	100%
Missing	7	legitimate skip	20693	99.75%	
	Total		20,693	99.75%	

Valid	Invalid	Minimum	Maximum
52	20693	0	1

### H1RX38A3 - S26RX38A\_3 PARTNR3-METHOD 1-W1

Type	Code
Measurement Unit	numeric
H1RX38A3	38A3. 3rd RX Partner: What method of birth control did you or your partner use?

			Frequency	% of total	% of valid
Valid	1	condoms (rubbers)	40	0.19%	90.91%
	4	birth control pills	4	0.02%	9.09%
		Total	44	0.21%	100%

Missing	.	missing	8	0.04%	
	97	legitimate skip	20693	99.75%	
		Total	20,701	99.79%	

Valid	Invalid	Minimum	Maximum
44	20701	1	4

### H1RX38B3 - S26RX38B\_3 PARTNR3-METHOD 2-W1

Type	Code
Measurement Unit	numeric
H1RX38B3	38B3. 3rd RX Partner: What other method of birth control did you or your partner use?

			Frequency	% of total	% of valid
Valid	1	condoms (rubbers)	1	0%	2.27%
	2	withdrawal	3	0.01%	6.82%
	3	rhythm (safe time)	2	0.01%	4.55%
	4	birth control pills	7	0.03%	15.91%
	14	no other method	31	0.15%	70.45%
		Total	44	0.21%	100%
Missing	.	missing	8	0.04%	
	97	legitimate skip	20693	99.75%	
		Total	20,701	99.79%	

Valid	Invalid	Minimum	Maximum
44	20701	1	14

### H1RX38C3 - S26RX38C\_3 PARTNR3-METHOD 3-W1

Type	Code
Measurement Unit	numeric
H1RX38C3	38C3. 3rd RX Partner: What other method of birth control did you or your partner use?

			Frequency	% of total	% of valid
Valid	5	vaginal sponge	1	0%	7.69%
	14	no other method	12	0.06%	92.31%
		Total	13	0.06%	100%
Missing	.	missing	8	0.04%	
	97	legitimate skip	20724	99.9%	
		Total	20,732	99.94%	

Valid	Invalid	Minimum	Maximum
13	20732	5	14

### H1RX39\_3 - S26RX39\_3 PARTNR3-EVER USE CONDOM-W1

Type	Code
Measurement Unit	numeric
H1RX39_3	39_3. 3rd RX Partner: Was a condom ever used when you had intercourse with {INITIALS}?

			Frequency	% of total	% of valid
Valid	0	no	1	0%	50%
	1	yes	1	0%	50%
		Total	2	0.01%	100%
Missing	.	missing	9	0.04%	
	7	legitimate skip	20734	99.95%	
		Total	20,743	99.99%	

Valid	Invalid	Minimum	Maximum
2	20743	0	1

### H1RX40\_3 - S26RX40\_3 PARTNR3-USE >1 METHOD-W1

Type	Code
Measurement Unit	numeric
H1RX40_3	40_3. 3rd RX Partner: Did you and {INITIALS} use more than one method of birth control at the same time, or did you use these methods at different times?

			Frequency	% of total	% of valid
Valid	1	we used more than one method at the same time	9	0.04%	50%
	2	we used only one method at a time, but the method we chose was different from time to time	6	0.03%	33.33%
	3	sometimes we used only one method, and sometimes we used more than one	3	0.01%	16.67%
		Total	18	0.09%	100%
Missing	.	missing	6	0.03%	
	7	legitimate skip	20721	99.88%	
		Total	20,727	99.91%	

Valid	Invalid	Minimum	Maximum
18	20727	1	3

### H1RX41\_3 - S26RX41\_3 PARTNR3-NO. TIMES HAD SEX-W1

Type	Numeric (Double)
H1RX41_3	41_3. 3rd RX Partner: About how many times have you and {INITIALS} had sexual intercourse since {FIRST INTERCOURSE DATE}?

			Frequency	% of total	% of valid
Missing	.	missing	1	0%	
	9996	refused	1	0%	
	9997	legitimate skip	20693	99.75%	
	9998	don't know	2	0.01%	
Total			20,697	99.77%	

Valid	Invalid	Minimum	Maximum	Mean	StdDev
48	20697	1	200	13.541666...	30.210578...

### H1NR13\_3 - S26Q13 PARTNR3-AGE-W1

Type	Numeric (Double)
H1NR13_3	13_3. 3rd NR Partner: How old is {INITIALS}?

			Frequency	% of total	% of valid
Missing	.	missing	4650	22.42%	
	96	refused	24	0.12%	
	97	legitimate skip	15513	74.78%	
	98	don't know	18	0.09%	
	99	not applicable	1	0%	
Total			20,206	97.4%	

Valid	Invalid	Minimum	Maximum	Mean	StdDev
539	20206	2	77	17.849721...	4.1002374...

### H1NR14\_3 - S26Q14 PARTNR3-SAMPLE/SISTER SCH-W1

Type	Code
Measurement Unit	numeric
H1NR14_3	14_3. 3rd NR Partner: [If SCHOOL YEAR:] Does {INITIALS} go to {SAMPLE SCHOOL} or {SISTER SCHOOL} now? [If SUMMER:] Did {INITIALS} go to {SAMPLE SCHOOL} or {SISTER SCHOOL} during the 1994-95 school year?

			Frequency	% of total	% of valid
--	--	--	-----------	------------	------------

Valid	0	no	364	1.75%	70.68%
	1	yes	151	0.73%	29.32%
		Total	515	2.48%	100%
Missing	.	missing	4686	22.59%	
	6	refused	18	0.09%	
	7	legitimate skip	15513	74.78%	
	8	don't know	13	0.06%	
		Total	20,230	97.52%	

Valid	Invalid	Minimum	Maximum
515	20230	0	1

### H1NR15\_3 - S26Q15 PARTNR3-GENDER-W1

Type	Code
Measurement Unit	numeric
H1NR15_3	15_3. 3rd NR Partner: What is {INITIALS}'s sex?

			Frequency	% of total	% of valid
Valid	1	male	211	1.02%	38.36%
	2	female	339	1.63%	61.64%
		Total	550	2.65%	100%
Missing	.	missing	4649	22.41%	
	6	refused	23	0.11%	
	7	legitimate skip	15513	74.78%	
	8	don't know	10	0.05%	
		Total	20,195	97.35%	

Valid	Invalid	Minimum	Maximum
550	20195	1	2

### H1NR16\_3 - S26Q16 PARTNR3-HISPANIC/LATINO-W1

Type	Code
Measurement Unit	numeric
H1NR16_3	16_3. 3rd NR Partner: Is {INITIALS} of Hispanic or Latino origin?

			Frequency	% of total	% of valid
Valid	0	no	466	2.25%	84.88%
	1	yes	83	0.4%	15.12%
		Total	549	2.65%	100%

Missing	.	missing	4649	22.41%	
	6	refused	23	0.11%	
	7	legitimate skip	15513	74.78%	
	8	don't know	11	0.05%	
		Total	20,196	97.35%	

Valid	Invalid	Minimum	Maximum
549	20196	0	1

### H1NR17A3 - S26Q17A PARTNR3-MEXICAN-W1

Type	Code
Measurement Unit	numeric
H1NR17A3	17A3. 3rd NR Partner: What is {INITIALS}'s Hispanic or Latino background (You may choose more than one answer.): Mexican/Mexican American

			Frequency	% of total	% of valid
Valid	0	not marked	36	0.17%	44.44%
	1	marked	45	0.22%	55.56%
		Total	81	0.39%	100%
Missing	.	missing	4649	22.41%	
	7	legitimate skip	16013	77.19%	
	8	don't know	2	0.01%	
		Total	20,664	99.61%	

Valid	Invalid	Minimum	Maximum
81	20664	0	1

### H1NR17B3 - S26Q17B PARTNR3-CHICANO-W1

Type	Code
Measurement Unit	numeric
H1NR17B3	17B3. 3rd NR Partner: What is {INITIALS}'s Hispanic or Latino background (You may choose more than one answer.): Chicano/Chicana

			Frequency	% of total	% of valid
Valid	0	not marked	69	0.33%	85.19%
	1	marked	12	0.06%	14.81%
		Total	81	0.39%	100%
Missing	.	missing	4649	22.41%	
	7	legitimate skip	16013	77.19%	
	8	don't know	2	0.01%	
		Total	20,664	99.61%	

		Total	20,664	99.61%	
--	--	-------	--------	--------	--

Valid	Invalid	Minimum	Maximum
81	20664	0	1

### H1NR17C3 - S26Q17C PARTNR3-CUBAN-W1

Type	Code
Measurement Unit	numeric
H1NR17C3	17C3. 3rd NR Partner: What is {INITIALS}'s Hispanic or Latino background (You may choose more than one answer.): Cuban/Cuban American

			Frequency	% of total	% of valid
Valid	0	not marked	72	0.35%	88.89%
	1	marked	9	0.04%	11.11%
		Total	81	0.39%	100%
Missing	.	missing	4649	22.41%	
	7	legitimate skip	16013	77.19%	
	8	don't know	2	0.01%	
		Total	20,664	99.61%	

Valid	Invalid	Minimum	Maximum
81	20664	0	1

### H1NR17D3 - S26Q17D PARTNR3-PUERTO RICAN-W1

Type	Code
Measurement Unit	numeric
H1NR17D3	17D3. 3rd NR Partner: What is {INITIALS}'s Hispanic or Latino background (You may choose more than one answer.): Puerto Rican

			Frequency	% of total	% of valid
Valid	0	not marked	70	0.34%	86.42%
	1	marked	11	0.05%	13.58%
		Total	81	0.39%	100%
Missing	.	missing	4649	22.41%	
	7	legitimate skip	16013	77.19%	
	8	don't know	2	0.01%	
		Total	20,664	99.61%	

Valid	Invalid	Minimum	Maximum
81	20664	0	1

 H1NR17E3 - S26Q17E PARTNR3-CENTRAL/S AMERICAN-W1

Type	Code
Measurement Unit	numeric
H1NR17E3	17E3. 3rd NR Partner: What is {INITIALS}'s Hispanic or Latino background (You may choose more than one answer.): Central/South American

			Frequency	% of total	% of valid
Valid	0	not marked	79	0.38%	97.53%
	1	marked	2	0.01%	2.47%
Total			81	0.39%	100%
Missing	.	missing	4649	22.41%	
	7	legitimate skip	16013	77.19%	
	8	don't know	2	0.01%	
Total			20,664	99.61%	

Valid	Invalid	Minimum	Maximum
81	20664	0	1

 H1NR17F3 - S26Q17F PARTNR3-OTHER HISPANIC-W1

Type	Code
Measurement Unit	numeric
H1NR17F3	17F3. 3rd NR Partner: What is {INITIALS}'s Hispanic or Latino background (You may choose more than one answer.): other Hispanic

			Frequency	% of total	% of valid
Valid	0	not marked	75	0.36%	92.59%
	1	marked	6	0.03%	7.41%
Total			81	0.39%	100%
Missing	.	missing	4649	22.41%	
	7	legitimate skip	16013	77.19%	
	8	don't know	2	0.01%	
Total			20,664	99.61%	

Valid	Invalid	Minimum	Maximum
81	20664	0	1

 H1NR18A3 - S26Q18A PARTNR3-WHITE-W1

Type	Code
Measurement Unit	numeric



H1NR18A3	18A3. 3rd NR Partner: What is {INITIALS}'s race (If {INITIALS} is of mixed race, you may choose more than one answer.): white
----------	---

			Frequency	% of total	% of valid
Valid	0	not marked	270	1.3%	49.09%
	1	marked	280	1.35%	50.91%
Total			550	2.65%	100%
Missing	.	missing	4649	22.41%	
	6	refused	22	0.11%	
	7	legitimate skip	15513	74.78%	
	8	don't know	11	0.05%	
Total			20,195	97.35%	

Valid	Invalid	Minimum	Maximum
550	20195	0	1

### H1NR18B3 - S26Q18B PARTNR3-AFRICAN AMERICAN-W1

Type	Code
Measurement Unit	numeric
H1NR18B3	18B3. 3rd NR Partner: What is {INITIALS}'s race (If {INITIALS} is of mixed race, you may choose more than one answer.): black or African American

			Frequency	% of total	% of valid
Valid	0	not marked	353	1.7%	64.18%
	1	marked	197	0.95%	35.82%
Total			550	2.65%	100%
Missing	.	missing	4649	22.41%	
	6	refused	22	0.11%	
	7	legitimate skip	15513	74.78%	
	8	don't know	11	0.05%	
Total			20,195	97.35%	

Valid	Invalid	Minimum	Maximum
550	20195	0	1

### H1NR18C3 - S26Q18C PARTNR3-AMERICAN INDIAN-W1

Type	Code
Measurement Unit	numeric
H1NR18C3	18C3. 3rd NR Partner: What is {INITIALS}'s race (If {INITIALS} is of mixed race, you may choose more than one answer.): American Indian or Native American

			Frequency	% of total	% of valid
Valid	0	not marked	529	2.55%	96.18%
	1	marked	21	0.1%	3.82%
Total			550	2.65%	100%
Missing	.	missing	4649	22.41%	
	6	refused	22	0.11%	
	7	legitimate skip	15513	74.78%	
	8	don't know	11	0.05%	
Total			20,195	97.35%	

Valid	Invalid	Minimum	Maximum
550	20195	0	1

### H1NR18D3 - S26Q18D PARTNR3-ASIAN-W1

Type	Code
Measurement Unit	numeric
H1NR18D3	18D3. 3rd NR Partner: What is {INITIALS}'s race (If {INITIALS} is of mixed race, you may choose more than one answer.): Asian or Pacific Islander

			Frequency	% of total	% of valid
Valid	0	not marked	533	2.57%	96.91%
	1	marked	17	0.08%	3.09%
Total			550	2.65%	100%
Missing	.	missing	4649	22.41%	
	6	refused	22	0.11%	
	7	legitimate skip	15513	74.78%	
	8	don't know	11	0.05%	
Total			20,195	97.35%	

Valid	Invalid	Minimum	Maximum
550	20195	0	1

### H1NR18E3 - S26Q18E PARTNR3-OTHER-W1

Type	Code
Measurement Unit	numeric
H1NR18E3	18E3. 3rd NR Partner: What is {INITIALS}'s race (If {INITIALS} is of mixed race, you may choose more than one answer.): other

			Frequency	% of total	% of valid
Valid	0	not marked	494	2.38%	89.82%
	1	marked	56	0.27%	10.18%

		Total	550	2.65%	100%
Missing	.	missing	4649	22.41%	
	6	refused	22	0.11%	
	7	legitimate skip	15513	74.78%	
	8	don't know	11	0.05%	
		Total	20,195	97.35%	

Valid	Invalid	Minimum	Maximum
550	20195	0	1

### H1NR19A3 - S26Q19A\_3 PARTNR3-CHINESE-W1

Type	Code
Measurement Unit	numeric
H1NR19A3	19A3. 3rd NR Partner: What is {INITIALS}'s Asian background (You may choose more than one answer.): Chinese

			Frequency	% of total	% of valid
Valid	0	not marked	16	0.08%	94.12%
	1	marked	1	0%	5.88%
		Total	17	0.08%	100%
Missing	.	missing	4649	22.41%	
	7	legitimate skip	16079	77.51%	
		Total	20,728	99.92%	

Valid	Invalid	Minimum	Maximum
17	20728	0	1

### H1NR19B3 - S26Q19B\_3 PARTNR3-FILIPINO-W1

Type	Code
Measurement Unit	numeric
H1NR19B3	19B3. 3rd NR Partner: What is {INITIALS}'s Asian background (You may choose more than one answer.): Filipino

			Frequency	% of total	% of valid
Valid	0	not marked	6	0.03%	35.29%
	1	marked	11	0.05%	64.71%
		Total	17	0.08%	100%
Missing	.	missing	4649	22.41%	
	7	legitimate skip	16079	77.51%	
		Total	20,728	99.92%	

Valid	Invalid	Minimum	Maximum
17	20728	0	1

### H1NR19C3 - S26Q19C\_3 PARTNR3-JAPANESE-W1

Type	Code
Measurement Unit	numeric
H1NR19C3	19C3. 3rd NR Partner: What is {INITIALS}'s Asian background (You may choose more than one answer.): Japanese

			Frequency	% of total	% of valid
Valid	0	not marked	16	0.08%	94.12%
	1	marked	1	0%	5.88%
	Total		17	0.08%	100%
Missing	.	missing	4649	22.41%	
	7	legitimate skip	16079	77.51%	
	Total		20,728	99.92%	

Valid	Invalid	Minimum	Maximum
17	20728	0	1

### H1NR19D3 - S26Q19D\_3 PARTNR3-ASIAN INDIAN-W1

Type	Code
Measurement Unit	numeric
H1NR19D3	19D3. 3rd NR Partner: What is {INITIALS}'s Asian background (You may choose more than one answer.): Asian Indian

			Frequency	% of total	% of valid
Valid	0	not marked	17	0.08%	100%
	Total		17	0.08%	100%
Missing	.	missing	4649	22.41%	
	7	legitimate skip	16079	77.51%	
	Total		20,728	99.92%	

Valid	Invalid	Minimum	Maximum
17	20728	0	0

### H1NR19E3 - S26Q19E\_3 PARTNR3-KOREAN-W1

Type	Code
Measurement Unit	numeric

H1NR19E3	19E3. 3rd NR Partner: What is {INITIALS}'s Asian background (You may choose more than one answer.): Korean
----------	--

			Frequency	% of total	% of valid
Valid	0	not marked	15	0.07%	88.24%
	1	marked	2	0.01%	11.76%
Total			17	0.08%	100%
Missing	.	missing	4649	22.41%	
	7	legitimate skip	16079	77.51%	
Total			20,728	99.92%	

Valid	Invalid	Minimum	Maximum
17	20728	0	1

### H1NR19F3 - S26Q19F\_3 PARTNR3-VIETNAMESE-W1

Type	Code
Measurement Unit	numeric
H1NR19F3	19F3. 3rd NR Partner: What is {INITIALS}'s Asian background (You may choose more than one answer.): Vietnamese

			Frequency	% of total	% of valid
Valid	0	not marked	16	0.08%	94.12%
	1	marked	1	0%	5.88%
Total			17	0.08%	100%
Missing	.	missing	4649	22.41%	
	7	legitimate skip	16079	77.51%	
Total			20,728	99.92%	

Valid	Invalid	Minimum	Maximum
17	20728	0	1

### H1NR19G3 - S26Q19G\_3 PARTNR3-OTHER-W1

Type	Code
Measurement Unit	numeric
H1NR19G3	19G3. 3rd NR Partner: What is {INITIALS}'s Asian background (You may choose more than one answer.): other

			Frequency	% of total	% of valid
Valid	0	not marked	15	0.07%	88.24%
	1	marked	2	0.01%	11.76%

		Total	17	0.08%	100%
Missing	.	missing	4649	22.41%	
	7	legitimate skip	16079	77.51%	
		Total	20,728	99.92%	

Valid	Invalid	Minimum	Maximum
17	20728	0	1

### H1NR20A3 - S26Q20A\_3 PARTNR3-SAME SCHOOL-W1

Type	Code
Measurement Unit	numeric
H1NR20A3	20A3. 3rd NR Partner: Before you first had sex with {INITIALS}, in what ways did you know each other (If you knew {INITIALS} in more than one way, choose more than one answer.): You went to the same school.

			Frequency	% of total	% of valid
Valid	0	not marked	367	1.77%	67.71%
	1	marked	175	0.84%	32.29%
		Total	542	2.61%	100%
Missing	.	missing	4649	22.41%	
	6	refused	29	0.14%	
	7	legitimate skip	15513	74.78%	
	8	don't know	12	0.06%	
		Total	20,203	97.39%	

Valid	Invalid	Minimum	Maximum
542	20203	0	1

### H1NR20B3 - S26Q20B\_3 PARTNR3-SAME CHURCH/TEMPLE-W1

Type	Code
Measurement Unit	numeric
H1NR20B3	20B3. 3rd NR Partner: Before you first had sex with {INITIALS}, in what ways did you know each other (If you knew {INITIALS} in more than one way, choose more than one answer.): You went to the same church, synagogue, or place or worship.

			Frequency	% of total	% of valid
Valid	0	not marked	526	2.54%	97.05%
	1	marked	16	0.08%	2.95%
		Total	542	2.61%	100%

Missing	.	missing	4649	22.41%	
	6	refused	29	0.14%	
	7	legitimate skip	15513	74.78%	
	8	don't know	12	0.06%	
		Total	20,203	97.39%	

Valid	Invalid	Minimum	Maximum
542	20203	0	1

### H1NR20C3 - S26Q20C\_3 PARTNR3-NEIGHBOR-W1

Type	Code
Measurement Unit	numeric
H1NR20C3	20C3. 3rd NR Partner: Before you first had sex with {INITIALS}, in what ways did you know each other (If you knew {INITIALS} in more than one way, choose more than one answer.): You were neighbors.

			Frequency	% of total	% of valid
Valid	0	not marked	500	2.41%	92.25%
	1	marked	42	0.2%	7.75%
		Total	542	2.61%	100%
Missing	.	missing	4649	22.41%	
	6	refused	29	0.14%	
	7	legitimate skip	15513	74.78%	
	8	don't know	12	0.06%	
		Total	20,203	97.39%	

Valid	Invalid	Minimum	Maximum
542	20203	0	1

### H1NR20D3 - S26Q20D\_3 PARTNR3-CASUAL ACQUAINT-W1

Type	Code
Measurement Unit	numeric
H1NR20D3	20D3. 3rd NR Partner: Before you first had sex with {INITIALS}, in what ways did you know each other (If you knew {INITIALS} in more than one way, choose more than one answer.): You were casual acquaintances.

			Frequency	% of total	% of valid
Valid	0	not marked	458	2.21%	84.5%
	1	marked	84	0.4%	15.5%
		Total	542	2.61%	100%

Missing	.	missing	4649	22.41%	
	6	refused	29	0.14%	
	7	legitimate skip	15513	74.78%	
	8	don't know	12	0.06%	
		Total	20,203	97.39%	

Valid	Invalid	Minimum	Maximum
542	20203	0	1

### H1NR20E3 - S26Q20E\_3 PARTNR3-FRIENDS-W1

Type	Code
Measurement Unit	numeric
H1NR20E3	20E3. 3rd NR Partner: Before you first had sex with {INITIALS}, in what ways did you know each other (If you knew {INITIALS} in more than one way, choose more than one answer.): You were friends.

			Frequency	% of total	% of valid
Valid	0	not marked	334	1.61%	61.62%
	1	marked	208	1%	38.38%
		Total	542	2.61%	100%
Missing	.	missing	4649	22.41%	
	6	refused	29	0.14%	
	7	legitimate skip	15513	74.78%	
	8	don't know	12	0.06%	
		Total	20,203	97.39%	

Valid	Invalid	Minimum	Maximum
542	20203	0	1

### H1NR20F3 - S26Q20F\_3 PARTNR3-MUTUAL FRIEND-W1

Type	Code
Measurement Unit	numeric
H1NR20F3	20F3. 3rd NR Partner: Before you first had sex with {INITIALS}, in what ways did you know each other (If you knew {INITIALS} in more than one way, choose more than one answer.): {INITIALS} was a friend of another friend of yours.

			Frequency	% of total	% of valid
Valid	0	not marked	380	1.83%	70.11%
	1	marked	162	0.78%	29.89%
		Total	542	2.61%	100%



Missing	.	missing	4649	22.41%	
	6	refused	29	0.14%	
	7	legitimate skip	15513	74.78%	
	8	don't know	12	0.06%	
		Total	20,203	97.39%	

Valid	Invalid	Minimum	Maximum
542	20203	0	1

### H1NR20G3 - S26Q20G\_3 PARTNR3-SOME OTHER WAY-W1

Type	Code
Measurement Unit	numeric
H1NR20G3	20G3. 3rd NR Partner: Before you first had sex with {INITIALS}, in what ways did you know each other (If you knew {INITIALS} in more than one way, choose more than one answer.): some other way

			Frequency	% of total	% of valid
Valid	0	not marked	485	2.34%	89.48%
	1	marked	57	0.27%	10.52%
		Total	542	2.61%	100%
Missing	.	missing	4649	22.41%	
	6	refused	29	0.14%	
	7	legitimate skip	15513	74.78%	
	8	don't know	12	0.06%	
		Total	20,203	97.39%	

Valid	Invalid	Minimum	Maximum
542	20203	0	1

### H1NR20H3 - S26Q20H\_3 PARTNR3-STRANGER BEF SEX-W1

Type	Code
Measurement Unit	numeric
H1NR20H3	20H3. 3rd NR Partner: Before you first had sex with {INITIALS}, in what ways did you know each other (If you knew {INITIALS} in more than one way, choose more than one answer.): You did not know {INITIALS} before you had sex. {INITIALS} was a stranger.

			Frequency	% of total	% of valid
Valid	0	not marked	508	2.45%	93.73%
	1	marked	34	0.16%	6.27%
		Total	542	2.61%	100%

Missing	.	missing	4649	22.41%	
	6	refused	29	0.14%	
	7	legitimate skip	15513	74.78%	
	8	don't know	12	0.06%	
		Total	20,203	97.39%	

Valid	Invalid	Minimum	Maximum
542	20203	0	1

### H1NR21\_3 - S26Q21\_3 PARTNR3-RESIDENCE LOCATION-W1

Type	Code
Measurement Unit	numeric
H1NR21_3	21_3. 3rd NR Partner: When you had sex with {INITIALS} most recently, where did {HE/SHE} live?

			Frequency	% of total	% of valid
Valid	1	in your neighborhood	174	0.84%	31.81%
	2	not in your neighborhood	373	1.8%	68.19%
		Total	547	2.64%	100%
Missing	.	missing	4649	22.41%	
	6	refused	23	0.11%	
	7	legitimate skip	15513	74.78%	
	8	don't know	13	0.06%	
		Total	20,198	97.36%	

Valid	Invalid	Minimum	Maximum
547	20198	1	2

### H1NR22\_3 - S26Q22\_3 PARTNR3-HAD SEX-W1

Type	Code
Measurement Unit	numeric
H1NR22_3	22_3. 3rd NR Partner: Have you had sexual intercourse with {INITIALS}?

			Frequency	% of total	% of valid
Valid	0	no	146	0.7%	27.09%
	1	yes	393	1.89%	72.91%
		Total	539	2.6%	100%
Missing	.	missing	4649	22.41%	
	6	refused	21	0.1%	
	7	legitimate skip	15526	74.84%	
	8	don't know	10	0.05%	

	Total	20,206	97.4%
--	-------	--------	-------

Valid	Invalid	Minimum	Maximum
539	20206	0	1

### H1NR23M3 - S26Q23M\_3 PARTNR3-MO FIRST HAD SEX-W1

Type	Code
Measurement Unit	numeric
H1NR23M3	23M3. 3rd NR Partner: In what month [and year] did you first have {SEXUAL INTERCOURSE/SEX} with {INITIALS}?

			Frequency	% of total	% of valid
Valid	1	January	30	0.14%	7.41%
	2	February	32	0.15%	7.9%
	3	March	31	0.15%	7.65%
	4	April	54	0.26%	13.33%
	5	May	62	0.3%	15.31%
	6	June	60	0.29%	14.81%
	7	July	35	0.17%	8.64%
	8	August	26	0.13%	6.42%
	9	September	18	0.09%	4.44%
	10	October	19	0.09%	4.69%
	11	November	9	0.04%	2.22%
	12	December	29	0.14%	7.16%
	Total	405	1.95%	100%	
Missing	.	missing	4649	22.41%	
	96	refused	41	0.2%	
	97	legitimate skip	15513	74.78%	
	98	don't know	137	0.66%	
	Total	20,340	98.05%		

Valid	Invalid	Minimum	Maximum
405	20340	1	12

### H1NR23Y3 - S26Q23Y\_3 PARTNR3-YR FIRST HAD SEX-W1

Type	Code
Measurement Unit	numeric
H1NR23Y3	23Y3. 3rd NR Partner: In what [month and] year did you first have {SEXUAL INTERCOURSE/SEX} with {INITIALS}?

			Frequency	% of total	% of valid
--	--	--	-----------	------------	------------

Valid	81	1981	1	0%	0.23%
	83	1983	1	0%	0.23%
	87	1987	1	0%	0.23%
	88	1988	1	0%	0.23%
	89	1989	2	0.01%	0.47%
	90	1990	5	0.02%	1.17%
	91	1991	1	0%	0.23%
	92	1992	9	0.04%	2.1%
	93	1993	43	0.21%	10.05%
	94	1994	160	0.77%	37.38%
	95	1995	204	0.98%	47.66%
		Total	428	2.06%	100%
Missing	.	missing	4652	22.42%	
	96	refused	37	0.18%	
	97	legitimate skip	15513	74.78%	
	98	don't know	115	0.55%	
		Total	20,317	97.94%	

Valid	Invalid	Minimum	Maximum
428	20317	81	95

### H1NR24M3 - S26Q24M\_3 PARTNR3-MO MOST RECENT SEX-W1

Type	Code
Measurement Unit	numeric
H1NR24M3	24M3. 3rd NR Partner: In what month [and year] did you have {SEXUAL INTERCOURSE/ SEX} with {HIM/HER} most recently?

			Frequency	% of total	% of valid
Valid	1	January	28	0.13%	6.93%
	2	February	25	0.12%	6.19%
	3	March	22	0.11%	5.45%
	4	April	54	0.26%	13.37%
	5	May	60	0.29%	14.85%
	6	June	66	0.32%	16.34%
	7	July	48	0.23%	11.88%
	8	August	38	0.18%	9.41%
	9	September	17	0.08%	4.21%
	10	October	13	0.06%	3.22%
	11	November	12	0.06%	2.97%
	12	December	21	0.1%	5.2%
		Total	404	1.95%	100%

Missing	.	missing	4649	22.41%	
	96	refused	42	0.2%	
	97	legitimate skip	15513	74.78%	
	98	don't know	137	0.66%	
		Total	20,341	98.05%	

Valid	Invalid	Minimum	Maximum
404	20341	1	12

### H1NR24Y3 - S26Q24Y\_3 PARTNR3-YR MOST RECENT SEX-W1

Type	Code
Measurement Unit	numeric
H1NR24Y3	24Y3. 3rd NR Partner: In what [month and] year did you have {SEXUAL INTERCOURSE/ SEX} with {HIM/HER} most recently?

			Frequency	% of total	% of valid
Valid	81	1981	1	0%	0.24%
	87	1987	1	0%	0.24%
	89	1988	1	0%	0.24%
	90	1989	6	0.03%	1.43%
	91	1991	3	0.01%	0.71%
	92	1992	4	0.02%	0.95%
	93	1993	28	0.13%	6.65%
	94	1994	122	0.59%	28.98%
	95	1995	255	1.23%	60.57%
	Total	421	2.03%	100%	
Missing	.	missing	4651	22.42%	
	96	refused	40	0.19%	
	97	legitimate skip	15513	74.78%	
	98	don't know	120	0.58%	
	Total	20,324	97.97%		

Valid	Invalid	Minimum	Maximum
421	20324	81	95

### H1NR25\_3 - S26Q25\_3 PARTNR3-HAD SEX > 1 TIME-W1

Type	Code
Measurement Unit	numeric
H1NR25_3	25_3. 3rd NR Partner: Did you have {SEXUAL INTERCOURSE/SEX} once, or more than once?

			Frequency	% of total	% of valid
Valid	1	once	193	0.93%	60.88%
	2	more than once	124	0.6%	39.12%
	Total		317	1.53%	100%
Missing	.	missing	4649	22.41%	
	6	refused	35	0.17%	
	7	legitimate skip	15717	75.76%	
	8	don't know	27	0.13%	
	Total		20,428	98.47%	

Valid	Invalid	Minimum	Maximum
317	20428	1	2

### H1NR26\_3 - S26Q26\_3 PARTNR3-USE ANY BIRTHCONTROL-W1

Type	Code
Measurement Unit	numeric
H1NR26_3	26_3. 3rd NR Partner: Did either of you use any method of birth control?

			Frequency	% of total	% of valid
Valid	0	no	106	0.51%	37.32%
	1	yes	178	0.86%	62.68%
	Total		284	1.37%	100%
Missing	.	missing	4822	23.24%	
	7	legitimate skip	15637	75.38%	
	8	don't know	2	0.01%	
	Total		20,461	98.63%	

Valid	Invalid	Minimum	Maximum
284	20461	0	1

### H1NR27A3 - S26Q27A\_3 PARTNR3-METHOD 1-W1

Type	Code
Measurement Unit	numeric
H1NR27A3	27A3. 3rd NR Partner: What method of birth control did you or your partner use?

			Frequency	% of total	% of valid
Valid	1	condoms (rubbers)	131	0.63%	90.97%
	2	withdrawal	7	0.03%	4.86%
	4	birth control pills	4	0.02%	2.78%
	13	some other method	2	0.01%	1.39%

		Total	144	0.69%	100%
Missing	.	missing	4855	23.4%	
	96	refused	1	0%	
	97	legitimate skip	15745	75.9%	
		Total	20,601	99.31%	

Valid	Invalid	Minimum	Maximum
144	20601	1	13

### H1NR27B3 - S26Q27B\_3 PARTNR3-METHOD 2-W1

Type	Code
Measurement Unit	numeric
H1NR27B3	27B3. 3rd NR Partner: What other method of birth control did you or your partner use?

			Frequency	% of total	% of valid
Valid	1	condoms (rubbers)	4	0.02%	2.86%
	2	withdrawal	10	0.05%	7.14%
	4	birth control pills	15	0.07%	10.71%
	5	vaginal sponge	2	0.01%	1.43%
	12	contraceptive film	1	0%	0.71%
	13	some other method	1	0%	0.71%
	14	no other method	107	0.52%	76.43%
		Total	140	0.67%	100%
Missing	.	missing	4856	23.41%	
	96	refused	3	0.01%	
	97	legitimate skip	15745	75.9%	
	98	don't know	1	0%	
	Total	20,605	99.33%		

Valid	Invalid	Minimum	Maximum
140	20605	1	14

### H1NR27C3 - S26Q27C\_3 PARTNR3-METHOD 3-W1

Type	Code
Measurement Unit	numeric
H1NR27C3	27C3. 3rd NR Partner: What other method of birth control did you or your partner use?

			Frequency	% of total	% of valid
--	--	--	-----------	------------	------------

Valid	1	condoms (rubbers)	3	0.01%	9.38%
	2	withdrawal	2	0.01%	6.25%
	3	rhythm (safe time)	1	0%	3.13%
	4	birth control pills	3	0.01%	9.38%
	11	Depo Provera	1	0%	3.13%
	13	some other method	3	0.01%	9.38%
	14	no other method	19	0.09%	59.38%
		Total	32	0.15%	100%
Missing	.	missing	4967	23.94%	
	97	legitimate skip	15745	75.9%	
	98	don't know	1	0%	
		Total	20,713	99.85%	

Valid	Invalid	Minimum	Maximum
32	20713	1	14

### H1NR28\_3 - S26Q28\_3 PARTNR3-USED CONDOM-W1

Type	Code
Measurement Unit	numeric
H1NR28_3	28_3. 3rd NR Partner: Was a condom used when you had sexual intercourse with {INITIALS}?

			Frequency	% of total	% of valid
Valid	0	no	5	0.02%	50%
	1	yes	5	0.02%	50%
		Total	10	0.05%	100%
Missing	.	missing	4989	24.05%	
	6	refused	1	0%	
	7	legitimate skip	15745	75.9%	
		Total	20,735	99.95%	

Valid	Invalid	Minimum	Maximum
10	20735	0	1

### H1NR29\_3 - S26Q29\_3 PARTNR3-USE ANY BIRTHCONTROL-W1

Type	Code
Measurement Unit	numeric
H1NR29_3	29_3. 3rd NR Partner: During the month when you and {INITIALS} had sexual intercourse, did either of you ever use any method of birth control?

	Frequency	% of total	% of valid
--	-----------	------------	------------



Valid	0	no	40	0.19%	38.83%
	1	yes	63	0.3%	61.17%
		Total	103	0.5%	100%
Missing	.	missing	5020	24.2%	
	6	refused	1	0%	
	7	legitimate skip	15621	75.3%	
		Total	20,642	99.5%	

Valid	Invalid	Minimum	Maximum
103	20642	0	1

### H1NR30\_3 - S26Q30\_3 PARTNR3-BIRTHCONTROL ALWAYS-W1

Type	Code
Measurement Unit	numeric
H1NR30_3	30_3. 3rd NR Partner: Did one or the other of you use some method of birth control every time you and {INITIALS} had intercourse?

			Frequency	% of total	% of valid
Valid	0	no	8	0.04%	12.7%
	1	yes	55	0.27%	87.3%
		Total	63	0.3%	100%
Missing	.	missing	5020	24.2%	
	7	legitimate skip	15662	75.5%	
		Total	20,682	99.7%	

Valid	Invalid	Minimum	Maximum
63	20682	0	1

### H1NR31A3 - S26Q31A\_3 PARTNR3-METHOD 1-W1

Type	Code
Measurement Unit	numeric
H1NR31A3	31A3. 3rd NR Partner: What method of birth control did you or your partner use?

			Frequency	% of total	% of valid
Valid	1	condoms (rubbers)	44	0.21%	81.48%
	2	withdrawal	4	0.02%	7.41%
	4	birth control pills	3	0.01%	5.56%
	9	Norplant	1	0%	1.85%
	11	Depo Provera	2	0.01%	3.7%

		Total	54	0.26%	100%
Missing	.	missing	5028	24.24%	
	97	legitimate skip	15662	75.5%	
	98	don't know	1	0%	
		Total	20,691	99.74%	

Valid	Invalid	Minimum	Maximum
54	20691	1	11

### H1NR31B3 - S26Q31B\_3 PARTNR3-METHOD 2-W1

Type	Code
Measurement Unit	numeric
H1NR31B3	31B3. 3rd NR Partner: What other method of birth control did you or your partner use?

			Frequency	% of total	% of valid
Valid	1	condoms (rubbers)	2	0.01%	3.7%
	2	withdrawal	4	0.02%	7.41%
	4	birth control pills	6	0.03%	11.11%
	9	Norplant	1	0%	1.85%
	14	no other method	41	0.2%	75.93%
		Total	54	0.26%	100%
Missing	.	missing	5029	24.24%	
	97	legitimate skip	15662	75.5%	
		Total	20,691	99.74%	

Valid	Invalid	Minimum	Maximum
54	20691	1	14

### H1NR31C3 - S26Q31C\_3 PARTNR3-METHOD 3-W1

Type	Code
Measurement Unit	numeric
H1NR31C3	31C3. 3rd NR Partner: What other method of birth control did you or your partner use?

			Frequency	% of total	% of valid
Valid	2	withdrawal	1	0%	8.33%
	3	rhythm (safe time)	1	0%	8.33%
	13	some other method	1	0%	8.33%
	14	no other method	9	0.04%	75%

		Total	12	0.06%	100%
Missing	.	missing	5070	24.44%	
	97	legitimate skip	15662	75.5%	
	98	don't know	1	0%	
		Total	20,733	99.94%	

Valid	Invalid	Minimum	Maximum
12	20733	2	14

### H1NR32\_3 - S26Q32\_3 PARTNR3-USED CONDOM-W1

Type	Code
Measurement Unit	numeric
H1NR32_3	32_3. 3rd NR Partner: Was a condom ever used when you had sexual intercourse with {INITIALS}?

			Frequency	% of total	% of valid
Valid	0	no	7	0.03%	87.5%
	1	yes	1	0%	12.5%
		Total	8	0.04%	100%
Missing	.	missing	5075	24.46%	
	7	legitimate skip	15662	75.5%	
		Total	20,737	99.96%	

Valid	Invalid	Minimum	Maximum
8	20737	0	1

### H1NR33\_3 - S26Q33\_3 PARTNR3->1 BIRTHCONTROL-W1

Type	Code
Measurement Unit	numeric
H1NR33_3	33_3. 3rd NR Partner: Did you and {INITIALS} use more than one birth control method at the same time, or did you use these methods at different times?

			Frequency	% of total	% of valid
Valid	1	you used more than one method at the same time	8	0.04%	47.06%
	2	you used only one method at a time, but the method you chose was different from time to time	7	0.03%	41.18%
	3	sometimes you used only one method, and sometimes you used more than one	2	0.01%	11.76%

		Total	17	0.08%	100%
Missing	.	missing	5066	24.42%	
	7	legitimate skip	15662	75.5%	
		Total	20,728	99.92%	

Valid	Invalid	Minimum	Maximum
17	20728	1	3

### H1NR34\_3 - S26Q34\_3 PARTNR3-EVER USE B.CONTROL-W1

Type	Code
Measurement Unit	numeric
H1NR34_3	34_3. 3rd NR Partner: Between {FIRST DATE} and {LAST DATE}, when you and {INITIALS} had sexual intercourse, did one or the other of you ever use any method of birth control?

			Frequency	% of total	% of valid
Valid	0	no	9	0.04%	9.57%
	1	yes	85	0.41%	90.43%
		Total	94	0.45%	100%
Missing	.	missing	5138	24.77%	
	7	legitimate skip	15513	74.78%	
		Total	20,651	99.55%	

Valid	Invalid	Minimum	Maximum
94	20651	0	1

### H1NR35\_3 - S26Q35\_3 PARTNR3-EVER USE B.CONTROL-W1

Type	Code
Measurement Unit	numeric
H1NR35_3	35_3. 3rd NR Partner: Throughout these months, did one or the other of you use some method of birth control every time you and {INITIALS} had intercourse?

			Frequency	% of total	% of valid
Valid	0	no	10	0.05%	11.76%
	1	yes	75	0.36%	88.24%
		Total	85	0.41%	100%
Missing	.	missing	5138	24.77%	
	7	legitimate skip	15522	74.82%	
		Total	20,660	99.59%	

Valid	Invalid	Minimum	Maximum
85	20660	0	1

### H1NR36A3 - S26Q36A\_3 PARTNR3-METHOD 1-W1

Type	Code
Measurement Unit	numeric
H1NR36A3	36A3. 3rd NR Partner: What method of birth control did you or your partner use?

			Frequency	% of total	% of valid
Valid	1	condoms (rubbers)	61	0.29%	84.72%
	2	withdrawal	1	0%	1.39%
	4	birth control pills	6	0.03%	8.33%
	13	some other method	4	0.02%	5.56%
		Total	72	0.35%	100%
Missing	.	missing	5150	24.83%	
	96	refused	1	0%	
	97	legitimate skip	15522	74.82%	
		Total	20,673	99.65%	

Valid	Invalid	Minimum	Maximum
72	20673	1	13

### H1NR36B3 - S26Q36B\_3 PARTNR3-METHOD 2-W1

Type	Code
Measurement Unit	numeric
H1NR36B3	36B3. 3rd NR Partner: What other method of birth control did you or your partner use?

			Frequency	% of total	% of valid
Valid	1	condoms (rubbers)	6	0.03%	8.7%
	2	withdrawal	4	0.02%	5.8%
	4	birth control pills	12	0.06%	17.39%
	6	foam, jelly, creme, suppositories	1	0%	1.45%
	14	no other method	46	0.22%	66.67%
		Total	69	0.33%	100%
Missing	.	missing	5151	24.83%	
	96	refused	2	0.01%	
	97	legitimate skip	15522	74.82%	
	98	don't know	1	0%	

	Total	20,676	99.67%	
--	-------	--------	--------	--

Valid	Invalid	Minimum	Maximum
69	20676	1	14

### H1NR36C3 - S26Q36C\_3 PARTNR3-METHOD 3-W1

Type	Code
Measurement Unit	numeric
H1NR36C3	36C3. 3rd NR Partner: What other method of birth control did you or your partner use?

			Frequency	% of total	% of valid
Valid	3	rhythm (safe time)	1	0%	4.35%
	4	birth control pills	1	0%	4.35%
	5	vaginal sponge	1	0%	4.35%
	13	some other method	3	0.01%	13.04%
	14	no other method	17	0.08%	73.91%
		Total	23	0.11%	100%
Missing	.	missing	5200	25.07%	
	97	legitimate skip	15522	74.82%	
		Total	20,722	99.89%	

Valid	Invalid	Minimum	Maximum
23	20722	3	14

### H1NR37\_3 - S26Q37\_3 PARTNR3-EVER USE A CONDOM-W1

Type	Code
Measurement Unit	numeric
H1NR37_3	37_3. 3rd NR Partner: Was a condom ever used when you had sexual intercourse with {INITIALS}?

			Frequency	% of total	% of valid
Valid	0	no	2	0.01%	33.33%
	1	yes	4	0.02%	66.67%
		Total	6	0.03%	100%
Missing	.	missing	5217	25.15%	
	7	legitimate skip	15522	74.82%	
		Total	20,739	99.97%	

Valid	Invalid	Minimum	Maximum
6	20739	0	1

 H1NR38\_3 - S26Q38\_3 PARTNR3->1 BIRTHCONTROL-W1

Type	Code
Measurement Unit	numeric
H1NR38_3	38_3. 3rd NR Partner: Did you and {INITIALS} use more than one method of birth control at the same time, or did you use these methods at different times?

			Frequency	% of total	% of valid
Valid	1	you used more than one method at the same time	13	0.06%	50%
	2	you used only one method at a time, but the method you chose was different from time to time	8	0.04%	30.77%
	3	sometimes you used only one method, and sometimes you used more than one	5	0.02%	19.23%
		Total	26	0.13%	100%
Missing	.	missing	5197	25.05%	
	7	legitimate skip	15522	74.82%	
		Total	20,719	99.87%	

Valid	Invalid	Minimum	Maximum
26	20719	1	3

 H1NR39\_3 - S26Q39\_3 PARTNR3-FREQ SEX-W1

Type	Numeric (Double)
H1NR39_3	39_3. 3rd NR Partner: About how many times have you and {INITIALS} had sexual intercourse since {FIRST DATE}?

			Frequency	% of total	% of valid
Missing	.	missing	5138	24.77%	
	997	legitimate skip	15522	74.82%	
		Total	20,660	99.59%	

Valid	Invalid	Minimum	Maximum	Mean	StdDev
85	20660	1	870	24.8	101.07255...

 H1NR40\_3 - S26Q40\_3 PARTNR3-YOU USE A CONDOM-W1

Type	Code
------	------

Measurement Unit	numeric
H1NR40_3	40_3. 3rd NR Partner: When you had sex with {INITIALS}, did you always use a condom?

			Frequency	% of total	% of valid
Valid	0	no	3	0.01%	37.5%
	1	yes	5	0.02%	62.5%
	Total		8	0.04%	100%
Missing	.	missing	3013	14.52%	
	7	legitimate skip	17724	85.44%	
	Total		20,737	99.96%	

Valid	Invalid	Minimum	Maximum
8	20737	0	1

### H1NR41\_3 - S26Q41\_3 PARTNR3-HE USE A CONDOM-W1

Type	Code
Measurement Unit	numeric
H1NR41_3	41_3. 3rd NR Partner: Did {INITIALS} always use a condom?

			Frequency	% of total	% of valid
Valid	0	no	2	0.01%	25%
	1	yes	6	0.03%	75%
	Total		8	0.04%	100%
Missing	.	missing	3013	14.52%	
	7	legitimate skip	17724	85.44%	
	Total		20,737	99.96%	

Valid	Invalid	Minimum	Maximum
8	20737	0	1

### H1NR42\_3 - S26Q42\_3 PARTNR3-SEX FOR DRUGS/MONEY-W1

Type	Code
Measurement Unit	numeric
H1NR42_3	42_3. 3rd NR Partner: Did you ever give {INITIALS} sex in exchange for drugs or money?

			Frequency	% of total	% of valid
Valid	0	no	34	0.16%	79.07%
	1	yes	9	0.04%	20.93%



		Total	43	0.21%	100%
Missing	.	missing	143	0.69%	
	6	refused	2	0.01%	
	7	legitimate skip	20557	99.09%	
		Total	20,702	99.79%	

Valid	Invalid	Minimum	Maximum
43	20702	0	1

### H1NR43\_3 - S26Q43\_3 PARTNR3-FREQ-DRUGS/MONEY-W1

Type	Code
Measurement Unit	numeric
H1NR43_3	43_3. 3rd NR Partner: How many times did you give {INITIALS} sex in exchange for drugs or money?

			Frequency	% of total	% of valid
Valid	1	1 time	7	0.03%	77.78%
	2	2 times	1	0%	11.11%
	50	50 times	1	0%	11.11%
		Total	9	0.04%	100%
Missing	.	missing	145	0.7%	
	97	legitimate skip	20591	99.26%	
		Total	20,736	99.96%	

Valid	Invalid	Minimum	Maximum
9	20736	1	50

### H1NR44 - S26Q44 OTHER SEX PARTNERS-W1

Type	Code
Measurement Unit	numeric
H1NR44	44. In addition to {INITIALS, INITIALS, INITIALS} and anyone whose initials you gave as a romantic partner, have you had a sexual relationship with anyone else in the last year and {NUMBER OF MONTHS} months--since January 1, 1994?

			Frequency	% of total	% of valid
Valid	0	no	4093	19.73%	77.43%
	1	yes	1193	5.75%	22.57%
		Total	5,286	25.48%	100%

Missing	6	refused	88	0.42%	
	7	legitimate skip	15327	73.88%	
	8	don't know	44	0.21%	
		Total	15,459	74.52%	

Valid	Invalid	Minimum	Maximum
5286	15459	0	1

### 

Type	Numeric (Double)
H1NR45	45. With how many other people have you had a sexual relationship with in the last year and {NUMBER OF MONTHS} months--since January 1, 1994?

			Frequency	% of total	% of valid
Missing	96	refused	30	0.14%	
	97	legitimate skip	19552	94.25%	
	98	don't know	44	0.21%	
	99	not applicable	3	0.01%	
		Total	19,629	94.62%	

Valid	Invalid	Minimum	Maximum	Mean	StdDev
1116	19629	1	90	3.2195340...	5.6617047...

### 

Type	Numeric (Double)
H1NR46	46. What is that person's age?

			Frequency	% of total	% of valid
Missing	.	missing	3	0.01%	
	96	refused	21	0.1%	
	97	legitimate skip	20158	97.17%	
	98	don't know	31	0.15%	
		Total	20,213	97.44%	

Valid	Invalid	Minimum	Maximum	Mean	StdDev
532	20213	0	39	17.144736...	3.3692570...

### 

Type	Code
Measurement Unit	numeric

H1NR47	47. What is that person's sex?
--------	--------------------------------

			Frequency	% of total	% of valid
Valid	1	male	239	1.15%	41.07%
	2	female	343	1.65%	58.93%
		Total	582	2.81%	100%
Missing	.	missing	3	0.01%	
	6	refused	2	0.01%	
	7	legitimate skip	20158	97.17%	
		Total	20,163	97.19%	

Valid	Invalid	Minimum	Maximum
582	20163	1	2

### H1NR48 - S26Q48 OTHER SEX PARTNER-CONDOM USE-W1

Type	Code
Measurement Unit	numeric
H1NR48	48. How often has a condom been used when you have had sex with this person (that you have had a sexual relationship with in the last year)?

			Frequency	% of total	% of valid
Valid	0	never	128	0.62%	22.42%
	1	rarely	43	0.21%	7.53%
	2	sometimes	37	0.18%	6.48%
	3	often	62	0.3%	10.86%
	4	always	301	1.45%	52.71%
	Total	571	2.75%	100%	
Missing	.	missing	3	0.01%	
	6	refused	9	0.04%	
	7	legitimate skip	20158	97.17%	
	8	don't know	4	0.02%	
	Total	20,174	97.25%		

Valid	Invalid	Minimum	Maximum
571	20174	0	4

### H1NR49 - S26Q49 OTHER SEX PARTNER-DRUGS/MONEY-W1

Type	Code
Measurement Unit	numeric
H1NR49	49. Did you ever give this person sex in exchange for drugs or money?

			Frequency	% of total	% of valid
Valid	0	no	19	0.09%	73.08%
	1	yes	7	0.03%	26.92%
Total			26	0.13%	100%
Missing	.	missing	560	2.7%	
	6	refused	1	0%	
	7	legitimate skip	20158	97.17%	
Total			20,719	99.87%	

Valid	Invalid	Minimum	Maximum
26	20719	0	1

### H1NR50 - S26Q50 OTHERS-YOUNGEST AGE-W1

Type	Numeric (Double)
H1NR50	50. What is the age of the youngest of these others?

			Frequency	% of total	% of valid
Missing	96	refused	9	0.04%	
	97	legitimate skip	20062	96.71%	
	98	don't know	18	0.09%	
Total			20,089	96.84%	

Valid	Invalid	Minimum	Maximum	Mean	StdDev
656	20089	2	90	15.745426...	3.8495536...

### H1NR51 - S26Q51 OTHERS-OLDEST AGE-W1

Type	Numeric (Double)
H1NR51	51. What is the age of the oldest of these others?

			Frequency	% of total	% of valid
Missing	96	refused	8	0.04%	
	97	legitimate skip	20062	96.71%	
	98	don't know	17	0.08%	
	99	not applicable	1	0%	
Total			20,088	96.83%	

Valid	Invalid	Minimum	Maximum	Mean	StdDev
657	20088	2	78	20.264840...	5.1504673...

### H1NR52 - S26Q52 OTHERS-CONDOM USE-W1

Type	Code
Measurement Unit	numeric
H1NR52	52. With these other partners that we haven't talked about, how often would you say that you or your partner used a condom?

			Frequency	% of total	% of valid
Valid	0	never	79	0.38%	11.77%
	1	rarely	73	0.35%	10.88%
	2	sometimes	96	0.46%	14.31%
	3	often	115	0.55%	17.14%
	4	always	308	1.48%	45.9%
		Total	671	3.23%	100%
Missing	6	refused	6	0.03%	
	7	legitimate skip	20062	96.71%	
	8	don't know	6	0.03%	
		Total	20,074	96.77%	

Valid	Invalid	Minimum	Maximum
671	20074	0	4

### H1NR53 - S26Q53 OTHERS-GENDER-W1

Type	Code
Measurement Unit	numeric
H1NR53	53. Are these other partners male or female?

			Frequency	% of total	% of valid
Valid	1	all male	214	1.03%	31.38%
	2	all female	446	2.15%	65.4%
	3	some male, some female	22	0.11%	3.23%
		Total	682	3.29%	100%
Missing	6	refused	1	0%	
	7	legitimate skip	20062	96.71%	
		Total	20,063	96.71%	

Valid	Invalid	Minimum	Maximum
682	20063	1	3

### RXCARD1 - PARTNR1-RELATIONSHIP CARDS RECODED

Type	Numeric (Double)
RXCARD1	Flag indicating recoding of cards for first relationship

Valid	Invalid	Minimum	Maximum	Mean	StdDev
20745	0	0	7	6.5653892...	1.5798814...

### RXCARD2 - PARTNR2-RELATIONSHIP CARDS RECODED

Type	Numeric (Double)
RXCARD2	Flag indicating recoding of cards for second relationship

Valid	Invalid	Minimum	Maximum	Mean	StdDev
20745	0	0	7	6.8430465...	0.9699237...

### RXCARD3 - PARTNR3-RELATIONSHIP CARDS RECODED

Type	Numeric (Double)
RXCARD3	Flag indicating recoding of cards for third relationship

Valid	Invalid	Minimum	Maximum	Mean	StdDev
20745	0	0	7	6.9483731...	0.5589828...

### H1BC1 - S27Q1 BIRTHCONTROL TOO BOTHERSOME-W1

Type	Code
Measurement Unit	numeric
H1BC1	1. How much do you agree or disagree with the following statement? In general, birth control is too much of a hassle to use.

			Frequency	% of total	% of valid
Valid	1	strongly agree	1030	4.97%	6.59%
	2	agree	1044	5.03%	6.68%
	3	neither agree nor disagree	2186	10.54%	13.99%
	4	disagree	4610	22.22%	29.49%
	5	strongly disagree	6761	32.59%	43.25%
		Total	15,631	75.35%	100%
Missing	6	refused	153	0.74%	
	7	legitimate skip	4799	23.13%	
	8	don't know	159	0.77%	
	9	not applicable	3	0.01%	
		Total	5,114	24.65%	

Valid	Invalid	Minimum	Maximum
15631	5114	1	5

### H1BC2 - S27Q2 BIRTHCONTROL TOO EXPENSIVE-W1

Type	Code
Measurement Unit	numeric
H1BC2	2. How much do you agree or disagree with the following statement? In general, birth control is too expensive to buy.

			Frequency	% of total	% of valid
Valid	1	strongly agree	682	3.29%	4.38%
	2	agree	1175	5.66%	7.55%
	3	neither agree nor disagree	3314	15.97%	21.29%
	4	disagree	5241	25.26%	33.67%
	5	strongly disagree	5152	24.83%	33.1%
		Total	15,564	75.03%	100%
Missing	6	refused	134	0.65%	
	7	legitimate skip	4799	23.13%	
	8	don't know	243	1.17%	
	9	not applicable	5	0.02%	
		Total	5,181	24.97%	

Valid	Invalid	Minimum	Maximum
15564	5181	1	5

### H1BC3 - S27Q3 TOO MUCH PLANNING-W1

Type	Code
Measurement Unit	numeric
H1BC3	3. How much do you agree or disagree with the following statement? It takes too much planning ahead of time to have birth control on hand when you're going to have sex.

			Frequency	% of total	% of valid
Valid	1	strongly agree	767	3.7%	4.93%
	2	agree	1213	5.85%	7.79%
	3	neither agree nor disagree	2934	14.14%	18.84%
	4	disagree	5141	24.78%	33.02%
	5	strongly disagree	5516	26.59%	35.42%
		Total	15,571	75.06%	100%
Missing	6	refused	144	0.69%	
	7	legitimate skip	4799	23.13%	
	8	don't know	226	1.09%	
	9	not applicable	5	0.02%	
		Total	5,174	24.94%	

Valid	Invalid	Minimum	Maximum
15571	5174	1	5

### H1BC4 - S27Q4 HARD TO GET PARTNER TO USE-W1

Type	Code
Measurement Unit	numeric
H1BC4	4. How much do you agree or disagree with the following statement? It {IS/WOULD BE} too hard to get a {GIRL/BOY} to use birth control with you.

			Frequency	% of total	% of valid
Valid	1	strongly agree	696	3.36%	4.48%
	2	agree	1155	5.57%	7.43%
	3	neither agree nor disagree	3357	16.18%	21.6%
	4	disagree	5435	26.2%	34.97%
	5	strongly disagree	4897	23.61%	31.51%
		Total	15,540	74.91%	100%
Missing	6	refused	141	0.68%	
	7	legitimate skip	4799	23.13%	
	8	don't know	260	1.25%	
	9	not applicable	5	0.02%	
		Total	5,205	25.09%	

Valid	Invalid	Minimum	Maximum
15540	5205	1	5

### H1BC5 - S27Q5 INTERFERES WITH PLEASURE-W1

Type	Code
Measurement Unit	numeric
H1BC5	5. How much do you agree or disagree with the following statement? For you, using birth control {INTERFERES/WOULD INTERFERE} with sexual enjoyment.

			Frequency	% of total	% of valid
Valid	1	strongly agree	819	3.95%	5.29%
	2	agree	1382	6.66%	8.93%
	3	neither agree nor disagree	3741	18.03%	24.17%
	4	disagree	4629	22.31%	29.91%
	5	strongly disagree	4904	23.64%	31.69%
		Total	15,475	74.6%	100%



Missing	6	refused	163	0.79%	
	7	legitimate skip	4799	23.13%	
	8	don't know	303	1.46%	
	9	not applicable	5	0.02%	
		Total	5,270	25.4%	

Valid	Invalid	Minimum	Maximum
15475	5270	1	5

### 

Type	Code
Measurement Unit	numeric
H1BC6	6. How much do you agree or disagree with the following statement? It is easy for you to get birth control.

			Frequency	% of total	% of valid
Valid	1	strongly agree	4725	22.78%	30.47%
	2	agree	4595	22.15%	29.63%
	3	neither agree nor disagree	3554	17.13%	22.92%
	4	disagree	1480	7.13%	9.54%
	5	strongly disagree	1153	5.56%	7.44%
		Total	15,507	74.75%	100%
Missing	6	refused	142	0.68%	
	7	legitimate skip	4799	23.13%	
	8	don't know	293	1.41%	
	9	not applicable	4	0.02%	
		Total	5,238	25.25%	

Valid	Invalid	Minimum	Maximum
15507	5238	1	5

### 

Type	Code
Measurement Unit	numeric
H1BC7	7. How much do you agree or disagree with the following statement? Using birth control is morally wrong.

			Frequency	% of total	% of valid
--	--	--	-----------	------------	------------

Valid	1	strongly agree	681	3.28%	4.36%
	2	agree	566	2.73%	3.62%
	3	neither agree nor disagree	2615	12.61%	16.73%
	4	disagree	4706	22.68%	30.11%
	5	strongly disagree	7062	34.04%	45.18%
		Total	15,630	75.34%	100%
Missing	6	refused	128	0.62%	
	7	legitimate skip	4799	23.13%	
	8	don't know	185	0.89%	
	9	not applicable	3	0.01%	
		Total	5,115	24.66%	

Valid	Invalid	Minimum	Maximum
15630	5115	1	5

### 

Type	Code
Measurement Unit	numeric
H1BC8	8. How much do you agree or disagree with the following statement? If you used birth control, your friends might think that you were looking for sex.

			Frequency	% of total	% of valid
Valid	1	strongly agree	1135	5.47%	7.32%
	2	agree	2179	10.5%	14.04%
	3	neither agree nor disagree	4411	21.26%	28.43%
	4	disagree	3943	19.01%	25.41%
	5	strongly disagree	3848	18.55%	24.8%
		Total	15,516	74.79%	100%
Missing	6	refused	164	0.79%	
	7	legitimate skip	4799	23.13%	
	8	don't know	262	1.26%	
	9	not applicable	4	0.02%	
		Total	5,229	25.21%	

Valid	Invalid	Minimum	Maximum
15516	5229	1	5

### 

Type	Code
Measurement Unit	numeric

H1TO1	1. Have you ever tried cigarette smoking, even just 1 or 2 puffs?
-------	---

			Frequency	% of total	% of valid
Valid	0	no	8894	42.87%	43.26%
	1	yes	11664	56.23%	56.74%
Total			20,558	99.1%	100%
Missing	6	refused	123	0.59%	
	8	don't know	61	0.29%	
	9	not applicable	3	0.01%	
Total			187	0.9%	

Valid	Invalid	Minimum	Maximum
20558	187	0	1

### H1TO2 - S28Q2 AGE-SMOKED AN ENTIRE CIGARETTE-W1

Type	Code
Measurement Unit	numeric
H1TO2	2. How old were you when you smoked a whole cigarette for the first time?

			Frequency	% of total	% of valid
Valid	0	never smoked a whole cigarette	2812	13.56%	24.34%
	1	one year old	30	0.14%	0.26%
	2	two years old	15	0.07%	0.13%
	4	three to four years old	13	0.06%	0.11%
	5	five years old	54	0.26%	0.47%
	6	six years old	62	0.3%	0.54%
	7	seven years old	124	0.6%	1.07%
	8	eight years old	174	0.84%	1.51%
	9	nine years old	285	1.37%	2.47%
	10	ten years old	525	2.53%	4.54%
	11	eleven years old	629	3.03%	5.44%
	12	twelve years old	1419	6.84%	12.28%
	13	thirteen years old	1553	7.49%	13.44%
	14	fourteen years old	1459	7.03%	12.63%
	15	fifteen years old	1089	5.25%	9.43%
	16	sixteen years old	804	3.88%	6.96%
	17	seventeen years old	389	1.88%	3.37%
	18	eighteen years old	107	0.52%	0.93%
	19	nineteen years old	8	0.04%	0.07%
	20	twenty years old	2	0.01%	0.02%
Total			11,553	55.69%	100%

Missing	.	missing	1	0%
	96	refused	32	0.15%
	97	legitimate skip	9081	43.77%
	98	don't know	78	0.38%
		Total	9,192	44.31%

Valid	Invalid	Minimum	Maximum
11553	9192	0	20

### 

Type	Code
Measurement Unit	numeric
H1TO3	3. Have you ever smoked cigarettes regularly, that is, at least 1 cigarette every day for 30 days?

			Frequency	% of total	% of valid
Valid	0	no	4750	22.9%	53.76%
	1	yes	4086	19.7%	46.24%
		Total	8,836	42.59%	100%
Missing	.	missing	1	0%	
	6	refused	13	0.06%	
	7	legitimate skip	11893	57.33%	
	8	don't know	2	0.01%	
		Total	11,909	57.41%	

Valid	Invalid	Minimum	Maximum
8836	11909	0	1

### 

Type	Code
Measurement Unit	numeric
H1TO4	4. How old were you when you first started smoking cigarettes regularly (at least 1 cigarette every day for 30 days)?

			Frequency	% of total	% of valid
--	--	--	-----------	------------	------------

Valid	0	under one year	29	0.14%	0.71%	
	1	one year old	11	0.05%	0.27%	
	5	two to five years old	12	0.06%	0.3%	
	6	six years old	12	0.06%	0.3%	
	7	seven years old	21	0.1%	0.52%	
	8	eight years old	38	0.18%	0.94%	
	9	nine years old	45	0.22%	1.11%	
	10	ten years old	127	0.61%	3.13%	
	11	eleven years old	167	0.81%	4.12%	
	12	twelve years old	475	2.29%	11.71%	
	13	thirteen years old	660	3.18%	16.26%	
	14	fourteen years old	781	3.76%	19.25%	
	15	fifteen years old	729	3.51%	17.96%	
	16	sixteen years old	576	2.78%	14.19%	
	17	seventeen years old	279	1.34%	6.88%	
	18	eighteen years and older	96	0.46%	2.37%	
			Total	4,058	19.56%	100%
	Missing	.	missing	1	0%	
96		refused	6	0.03%		
97		legitimate skip	16658	80.3%		
98		don't know	22	0.11%		
		Total	16,687	80.44%		

Valid	Invalid	Minimum	Maximum
4058	16687	0	18

H1TO5 - S28Q5 30 DAYS-DAYS SMOKED-W1	
Type	Code
Measurement Unit	numeric
H1TO5	5. During the past 30 days, on how many days did you smoke cigarettes?

	Frequency	% of total	% of valid
--	-----------	------------	------------

Valid	0	no days	3384	16.31%	38.85%
	1	one day	707	3.41%	8.12%
	2	two days	458	2.21%	5.26%
	3	three days	271	1.31%	3.11%
	4	four days	176	0.85%	2.02%
	5	five days	283	1.36%	3.25%
	6	six days	54	0.26%	0.62%
	7	seven days	152	0.73%	1.75%
	8	eight days	42	0.2%	0.48%
	9	nine days	21	0.1%	0.24%
	10	ten days	192	0.93%	2.2%
	11	eleven days	8	0.04%	0.09%
	12	twelve days	64	0.31%	0.73%
	13	thirteen days	20	0.1%	0.23%
	14	fourteen days	24	0.12%	0.28%
	15	fifteen days	211	1.02%	2.42%
	16	sixteen days	15	0.07%	0.17%
	17	seventeen days	11	0.05%	0.13%
	18	eighteen days	22	0.11%	0.25%
	19	nineteen days	20	0.1%	0.23%
	20	twenty days	244	1.18%	2.8%
	21	twenty-one days	14	0.07%	0.16%
	22	twenty-two days	13	0.06%	0.15%
	23	twenty-three days	20	0.1%	0.23%
	24	twenty-four days	18	0.09%	0.21%
	25	twenty-five days	150	0.72%	1.72%
	26	twenty-six days	22	0.11%	0.25%
	27	twenty-seven days	41	0.2%	0.47%
	28	twenty-eight days	110	0.53%	1.26%
	29	twenty-nine days	75	0.36%	0.86%
	30	thirty days	1868	9%	21.45%
		Total	8,710	41.99%	100%
Missing	.	missing	2	0.01%	
	96	refused	43	0.21%	
	97	legitimate skip	11893	57.33%	
	98	don't know	96	0.46%	
	99	not applicable	1	0%	
		Total	12,035	58.01%	

Valid	Invalid	Minimum	Maximum
8710	12035	0	30

 H1TO6M - S28Q6M MONTH QUIT SMOKING-W1

Type	Code
Measurement Unit	numeric
H1TO6M	6M. In what month [and year] did you quit smoking cigarettes?

			Frequency	% of total	% of valid
Valid	1	January	375	1.81%	16.57%
	2	February	154	0.74%	6.81%
	3	March	182	0.88%	8.04%
	4	April	204	0.98%	9.01%
	5	May	252	1.21%	11.14%
	6	June	232	1.12%	10.25%
	7	July	208	1%	9.19%
	8	August	157	0.76%	6.94%
	9	September	138	0.67%	6.1%
	10	October	103	0.5%	4.55%
	11	November	105	0.51%	4.64%
	12	December	153	0.74%	6.76%
		Total	2,263	10.91%	100%
Missing	.	missing	3	0.01%	
	96	refused	204	0.98%	
	97	legitimate skip	17360	83.68%	
	98	don't know	904	4.36%	
	99	not applicable	11	0.05%	
		Total	18,482	89.09%	

Valid	Invalid	Minimum	Maximum
2263	18482	1	12

 H1TO6Y - S28Q6Y YEAR QUIT SMOKING-W1

Type	Code
Measurement Unit	numeric
H1TO6Y	6Y. In what [month and] year did you quit smoking cigarettes?

			Frequency	% of total	% of valid
--	--	--	-----------	------------	------------

Valid	77	1976 to 1977	12	0.06%	0.52%
	79	1978 to 1979	14	0.07%	0.6%
	80	1980	10	0.05%	0.43%
	82	1981 to 1982	10	0.05%	0.43%
	84	1983 to 1984	11	0.05%	0.47%
	85	1985	15	0.07%	0.65%
	86	1986	16	0.08%	0.69%
	87	1987	26	0.13%	1.12%
	88	1988	42	0.2%	1.81%
	89	1989	76	0.37%	3.27%
	90	1990	149	0.72%	6.41%
	91	1991	91	0.44%	3.91%
	92	1992	167	0.81%	7.18%
	93	1993	350	1.69%	15.05%
	94	1994	853	4.11%	36.69%
	95	1995	483	2.33%	20.77%
		Total	2,325	11.21%	100%
Missing	.	missing	3	0.01%	
	96	refused	204	0.98%	
	97	legitimate skip	17360	83.68%	
	98	don't know	841	4.05%	
	99	not applicable	12	0.06%	
		Total	18,420	88.79%	

Valid	Invalid	Minimum	Maximum
2325	18420	77	95

### H1TO7 - S28Q7 NO. OF CIGARETTES A DAY-W1

Type	Code
Measurement Unit	numeric
H1TO7	7. During the past 30 days, on the days you smoked, how many cigarettes did you smoke each day?

	Frequency	% of total	% of valid
--	-----------	------------	------------



Valid	0	no cigarettes	205	0.99%	3.84%
	1	one cigarette each day	1252	6.04%	23.44%
	2	two cigarettes each day	797	3.84%	14.92%
	3	three cigarettes each day	507	2.44%	9.49%
	3.1	three plus cigarettes each day	1	0%	0.02%
	4	four cigarettes each day	296	1.43%	5.54%
	5	five cigarettes each day	431	2.08%	8.07%
	6	six cigarettes each day	146	0.7%	2.73%
	7	seven cigarettes each day	133	0.64%	2.49%
	8	eight cigarettes each day	99	0.48%	1.85%
	9	nine cigarettes each day	40	0.19%	0.75%
	10	ten cigarettes each day	392	1.89%	7.34%
	11	eleven cigarettes each day	23	0.11%	0.43%
	12	twelve cigarettes each day	97	0.47%	1.82%
	13	thirteen cigarettes each day	16	0.08%	0.3%
	14	fourteen cigarettes each day	21	0.1%	0.39%
	15	fifteen cigarettes each day	290	1.4%	5.43%
	16	sixteen cigarettes each day	9	0.04%	0.17%
	17	seventeen cigarettes each day	19	0.09%	0.36%
	18	eighteen cigarettes each day	22	0.11%	0.41%
	19	nineteen cigarettes each day	4	0.02%	0.07%
	20	twenty cigarettes each day	365	1.76%	6.83%
	21	twenty-one cigarettes each day	6	0.03%	0.11%
	22	twenty-two cigarettes each day	5	0.02%	0.09%
	23	twenty-three cigarettes each day	3	0.01%	0.06%
	25	twenty-five cigarettes each day	51	0.25%	0.95%
	26	twenty-six cigarettes each day	2	0.01%	0.04%
	28	twenty-eight cigarettes each day	1	0%	0.02%
	29	twenty-nine cigarettes each day	1	0%	0.02%
	30	thirty cigarettes each day	44	0.21%	0.82%
	32	thirty-two cigarettes each day	1	0%	0.02%
	34	thirty-four cigarettes each day	3	0.01%	0.06%
	35	thirty-five cigarettes each day	8	0.04%	0.15%
	40	forty cigarettes each day	26	0.13%	0.49%
	41	forty-one cigarettes each day	1	0%	0.02%
	45	forty-five cigarettes each day	3	0.01%	0.06%
	49	forty-nine cigarettes each day	1	0%	0.02%
50	fifty cigarettes each day	4	0.02%	0.07%	
60	sixty cigarettes each day	9	0.04%	0.17%	
62	sixty-two cigarettes each day	1	0%	0.02%	
70	seventy cigarettes each day	1	0%	0.02%	
80	eighty cigarettes each day	1	0%	0.02%	
89	eighty-nine cigarettes each day	1	0%	0.02%	
90	ninety cigarettes each day	3	0.01%	0.06%	
95	ninety-five cigarettes each day	1	0%	0.02%	

		Total	5,342	25.75%	100%
Missing	.	missing	2	0.01%	
	96	refused	45	0.22%	
	97	legitimate skip	15277	73.64%	
	98	don't know	77	0.37%	
	99	not applicable	2	0.01%	
		Total	15,403	74.25%	

Valid	Invalid	Minimum	Maximum
5342	15403	0	95

### H1TO8 - S28Q8 TRIED TO QUIT SMOKING-W1

Type	Code
Measurement Unit	numeric
H1TO8	8. During the past 6 months, have you tried to quit smoking cigarettes?

			Frequency	% of total	% of valid
Valid	0	no	2562	12.35%	47.3%
	1	yes	2854	13.76%	52.7%
		Total	5,416	26.11%	100%
Missing	.	missing	2	0.01%	
	6	refused	30	0.14%	
	7	legitimate skip	15277	73.64%	
	8	don't know	19	0.09%	
	9	not applicable	1	0%	
		Total	15,329	73.89%	

Valid	Invalid	Minimum	Maximum
5416	15329	0	1

### H1TO9 - S28Q9 HOW MANY FRIENDS SMOKE-W1

Type	Code
Measurement Unit	numeric
H1TO9	9. Of your 3 best friends, how many smoke at least 1 cigarette a day?

			Frequency	% of total	% of valid
Valid	0	no friends	11144	53.72%	54.89%
	1	one friend	4230	20.39%	20.83%
	2	two friends	2405	11.59%	11.84%
	3	three friends	2525	12.17%	12.44%

		Total	20,304	97.87%	100%
Missing	.	missing	4	0.02%	
	6	refused	154	0.74%	
	8	don't know	276	1.33%	
	9	not applicable	7	0.03%	
		Total	441	2.13%	

Valid	Invalid	Minimum	Maximum
20304	441	0	3

### 

Type	Code
Measurement Unit	numeric
H1TO10	10. During the past 30 days, on how many days did you use chewing tobacco (such as Redman, Levi Garrett, or Beechnut) or snuff (such as Skoal, Skoal Bandits, or Copenhagen)?

	Frequency	% of total	% of valid
--	-----------	------------	------------

Valid	0	no days	18947	91.33%	93.37%
	1	one day	460	2.22%	2.27%
	2	two days	172	0.83%	0.85%
	3	three days	93	0.45%	0.46%
	4	four days	31	0.15%	0.15%
	5	five days	80	0.39%	0.39%
	6	six days	14	0.07%	0.07%
	7	seven days	30	0.14%	0.15%
	8	eight days	6	0.03%	0.03%
	9	nine days	10	0.05%	0.05%
	10	ten days	52	0.25%	0.26%
	11	eleven days	6	0.03%	0.03%
	12	twelve days	12	0.06%	0.06%
	13	thirteen days	3	0.01%	0.01%
	14	fourteen days	7	0.03%	0.03%
	15	fifteen days	31	0.15%	0.15%
	16	sixteen days	3	0.01%	0.01%
	17	seventeen days	3	0.01%	0.01%
	18	eighteen days	2	0.01%	0.01%
	19	nineteen days	1	0%	0%
	20	twenty days	44	0.21%	0.22%
	21	twenty-one days	2	0.01%	0.01%
	22	twenty-two days	2	0.01%	0.01%
	23	twenty-three days	5	0.02%	0.02%
	24	twenty-four days	1	0%	0%
	25	twenty-five days	26	0.13%	0.13%
	26	twenty-six days	2	0.01%	0.01%
	27	twenty-seven days	10	0.05%	0.05%
	28	twenty-eight days	12	0.06%	0.06%
	29	twenty-nine days	8	0.04%	0.04%
	30	thirty days	217	1.05%	1.07%
		Total	20,292	97.82%	100%
Missing	.	missing	10	0.05%	
	96	refused	203	0.98%	
	98	don't know	230	1.11%	
	99	not applicable	10	0.05%	
		Total	453	2.18%	

Valid	Invalid	Minimum	Maximum
20292	453	0	30

 H1TO11 - S28Q11 AGE-FIRST CHEWED TOBACCO-W1

Type	Code
Measurement Unit	numeric
H1TO11	11. How old were when you used chewing tobacco or snuff for the first time?

			Frequency	% of total	% of valid
Valid	0	under one year	103	0.5%	7.79%
	1	one year	61	0.29%	4.61%
	2	two years	19	0.09%	1.44%
	3	three years	18	0.09%	1.36%
	4	four years	11	0.05%	0.83%
	5	five years	34	0.16%	2.57%
	6	six years	22	0.11%	1.66%
	7	seven years	24	0.12%	1.82%
	8	eight years	23	0.11%	1.74%
	9	nine years	30	0.14%	2.27%
	10	ten years	68	0.33%	5.14%
	11	eleven years	67	0.32%	5.07%
	12	twelve years	155	0.75%	11.72%
	13	thirteen years	150	0.72%	11.35%
	14	fourteen years	158	0.76%	11.95%
	15	fifteen years	177	0.85%	13.39%
	16	sixteen years	119	0.57%	9%
	17	seventeen years	57	0.27%	4.31%
	18	eighteen years	26	0.13%	1.97%
		Total	1,322	6.37%	100%
Missing	.	missing	10	0.05%	
	96	refused	7	0.03%	
	97	legitimate skip	19390	93.47%	
	98	don't know	16	0.08%	
		Total	19,423	93.63%	

Valid	Invalid	Minimum	Maximum
1322	19423	0	18

### H1TO12 - S280Q12 DRINK ALCOHOL > 2-3 TIMES-W1

Type	Code
Measurement Unit	numeric
H1TO12	12. Have you had a drink of beer, wine, or liquor--not just a sip or taste of someone else's drink--more than 2 or 3 times in your life?

			Frequency	% of total	% of valid
--	--	--	-----------	------------	------------

Valid	0	no	8930	43.05%	43.48%
	1	yes	11609	55.96%	56.52%
		Total	20,539	99.01%	100%
Missing	6	refused	143	0.69%	
	8	don't know	60	0.29%	
	9	not applicable	3	0.01%	
		Total	206	0.99%	

Valid	Invalid	Minimum	Maximum
20539	206	0	1

### H1TO13 - S28Q13 DRINK ALCOHOL OUTSIDE FAMILY-W1

Type	Code
Measurement Unit	numeric
H1TO13	13. Do you ever drink beer, wine, or liquor when you are not with your parents or other adults in your family?

			Frequency	% of total	% of valid
Valid	0	no	3190	15.38%	27.51%
	1	yes	8405	40.52%	72.49%
		Total	11,595	55.89%	100%
Missing	6	refused	10	0.05%	
	7	legitimate skip	9136	44.04%	
	8	don't know	4	0.02%	
		Total	9,150	44.11%	

Valid	Invalid	Minimum	Maximum
11595	9150	0	1

### H1TO14 - S28Q14 AGE FIRST DRINK ALCOHOL-W1

Type	Code
Measurement Unit	numeric
H1TO14	14. Think about the first time you had a drink of beer, wine, or liquor when you were not with your parents or other adults in your family. How old were you then?

			Frequency	% of total	% of valid
--	--	--	-----------	------------	------------

Valid	1	one year	32	0.15%	0.39%
	2	two years	32	0.15%	0.39%
	3	three years	21	0.1%	0.25%
	4	four years	29	0.14%	0.35%
	5	five years	55	0.27%	0.67%
	6	six years	48	0.23%	0.58%
	7	seven years	61	0.29%	0.74%
	8	eight years	119	0.57%	1.44%
	9	nine years	145	0.7%	1.75%
	10	ten years	324	1.56%	3.92%
	11	eleven years	381	1.84%	4.61%
	12	twelve years	968	4.67%	11.71%
	13	thirteen years	1442	6.95%	17.44%
	14	fourteen years	1578	7.61%	19.08%
	15	fifteen years	1557	7.51%	18.83%
	16	sixteen years	1006	4.85%	12.17%
	17	seventeen years	361	1.74%	4.37%
	18	eighteen years	99	0.48%	1.2%
	19	nineteen years	11	0.05%	0.13%
		Total	8,269	39.86%	100%
Missing	96	refused	25	0.12%	
	97	legitimate skip	12340	59.48%	
	98	don't know	111	0.54%	
		Total	12,476	60.14%	

Valid	Invalid	Minimum	Maximum
8269	12476	1	19

### 

Type	Code
Measurement Unit	numeric
H1TO15	15. During the past 12 months, on how many days did you drink alcohol?

	Frequency	% of total	% of valid
--	-----------	------------	------------

Valid	1	every day or almost every day	213	1.03%	1.84%
	2	3 to 5 days a week	497	2.4%	4.3%
	3	1 or 2 days a week	1318	6.35%	11.39%
	4	2 or 3 days a month	1618	7.8%	13.99%
	5	once a month or less (3-12 times in the past 12 months)	2494	12.02%	21.56%
	6	1 or 2 days in the past 12 months	3506	16.9%	30.31%
	7	never	1921	9.26%	16.61%
		Total	11,567	55.76%	100%
Missing	96	refused	20	0.1%	
	97	legitimate skip	9136	44.04%	
	98	don't know	22	0.11%	
		Total	9,178	44.24%	

Valid	Invalid	Minimum	Maximum
11567	9178	1	7

### H1TO16 - S28Q16 NO. OF DRINKS EACH TIME-W1

Type	Numeric (Double)
H1TO16	16. Think of all the times you had a drink during the past 12 months. How many drinks did you usually have each time?

			Frequency	% of total	% of valid
Missing	96	refused	37	0.18%	
	97	legitimate skip	11099	53.5%	
	98	don't know	123	0.59%	
	99	not applicable	22	0.11%	
		Total	11,281	54.38%	

Valid	Invalid	Minimum	Maximum	Mean	StdDev
9464	11281	1	90	5.4729501...	7.5983187...

### H1TO17 - S28Q17 PAST 12 MOS-GE 5 DRINKS-W1

Type	Code
Measurement Unit	numeric
H1TO17	17. Over the past 12 months, on how many days did you drink 5 or more drinks in a row?

			Frequency	% of total	% of valid
--	--	--	-----------	------------	------------



Valid	1	every day or almost every day	172	0.83%	1.79%
	2	3 to 5 days a week	365	1.76%	3.8%
	3	1 or 2 days a week	861	4.15%	8.98%
	4	2 or 3 days a month	948	4.57%	9.88%
	5	once a month or less (3-12 times in the past 12 months)	1198	5.77%	12.49%
	6	1 or 2 days in the past 12 months	1878	9.05%	19.58%
	7	never	4171	20.11%	43.48%
		Total	9,593	46.24%	100%
Missing	.	missing	1	0%	
	96	refused	20	0.1%	
	97	legitimate skip	11099	53.5%	
	98	don't know	32	0.15%	
		Total	11,152	53.76%	

Valid	Invalid	Minimum	Maximum
9593	11152	1	7

### 

Type	Code
Measurement Unit	numeric
H1TO18	18. Over the past 12 months, on how many days have you gotten drunk or "very, very high" on alcohol?

			Frequency	% of total	% of valid
Valid	1	every day or almost every day	136	0.66%	1.42%
	2	3 to 5 days a week	279	1.34%	2.9%
	3	1 or 2 days a week	716	3.45%	7.45%
	4	2 or 3 days a month	950	4.58%	9.89%
	5	once a month or less (3-12 times in the past 12 months)	1265	6.1%	13.17%
	6	1 or 2 days in the past 12 months	2488	11.99%	25.9%
	7	never	3774	18.19%	39.28%
		Total	9,608	46.31%	100%
Missing	.	missing	1	0%	
	96	refused	20	0.1%	
	97	legitimate skip	11099	53.5%	
	98	don't know	17	0.08%	
		Total	11,137	53.69%	

Valid	Invalid	Minimum	Maximum
9608	11137	1	7

### 

Type	Code
Measurement Unit	numeric
H1TO19	19. Which do you drink most often--beer, wine, wine coolers, straight liquor, or mixed drinks?

			Frequency	% of total	% of valid
Valid	1	beer	4163	20.07%	43.56%
	2	wine	484	2.33%	5.06%
	3	wine coolers	1733	8.35%	18.13%
	4	straight liquor	917	4.42%	9.6%
	5	mixed drinks	1327	6.4%	13.89%
	6	whatever is available	933	4.5%	9.76%
Total			9,557	46.07%	100%
Missing	96	refused	43	0.21%	
	97	legitimate skip	11099	53.5%	
	98	don't know	44	0.21%	
	99	not applicable	2	0.01%	
Total			11,188	53.93%	

Valid	Invalid	Minimum	Maximum
9557	11188	1	6

### 

Type	Code
Measurement Unit	numeric
H1TO20	20. Over the past 12 months, how many times has the following happened? You got into trouble with your parents because you had been drinking.

			Frequency	% of total	% of valid
Valid	0	never	7699	37.11%	79.96%
	1	once	1230	5.93%	12.77%
	2	twice	392	1.89%	4.07%
	3	3-4 times	187	0.9%	1.94%
	4	5 or more times	121	0.58%	1.26%
Total			9,629	46.42%	100%

Missing	6	refused	7	0.03%	
	7	legitimate skip	11099	53.5%	
	8	don't know	8	0.04%	
	9	not applicable	2	0.01%	
		Total	11,116	53.58%	

Valid	Invalid	Minimum	Maximum
9629	11116	0	4

### 

Type	Code
Measurement Unit	numeric
H1TO21	21. Over the past 12 months, how many times has the following happened? You've had problems at school or with school work because you had been drinking.

			Frequency	% of total	% of valid
Valid	0	never	9026	43.51%	93.72%
	1	once	356	1.72%	3.7%
	2	twice	118	0.57%	1.23%
	3	3-4 times	61	0.29%	0.63%
	4	5 or more times	70	0.34%	0.73%
		Total	9,631	46.43%	100%
Missing	6	refused	7	0.03%	
	7	legitimate skip	11099	53.5%	
	8	don't know	6	0.03%	
	9	not applicable	2	0.01%	
		Total	11,114	53.57%	

Valid	Invalid	Minimum	Maximum
9631	11114	0	4

### 

Type	Code
Measurement Unit	numeric
H1TO22	22. Over the past 12 months, how many times has the following happened? You had problems with your friends because you had been drinking.

			Frequency	% of total	% of valid
--	--	--	-----------	------------	------------

Valid	0	never	8361	40.3%	86.75%
	1	once	839	4.04%	8.71%
	2	twice	259	1.25%	2.69%
	3	3-4 times	122	0.59%	1.27%
	4	5 or more times	57	0.27%	0.59%
		Total	9,638	46.46%	100%
Missing	6	refused	5	0.02%	
	7	legitimate skip	11099	53.5%	
	8	don't know	3	0.01%	
		Total	11,107	53.54%	

Valid	Invalid	Minimum	Maximum
9638	11107	0	4

H1TO23 - S28Q23 DATE PROB BEC OF ALCOHOL-W1	
Type	Code
Measurement Unit	numeric
H1TO23	23. Over the past 12 months, how many times has the following happened? You had problems with someone you were dating because you had been drinking.

			Frequency	% of total	% of valid
Valid	0	never	7856	37.87%	81.51%
	1	once	1116	5.38%	11.58%
	2	twice	370	1.78%	3.84%
	3	3-4 times	184	0.89%	1.91%
	4	5 or more times	112	0.54%	1.16%
		Total	9,638	46.46%	100%
Missing	6	refused	5	0.02%	
	7	legitimate skip	11099	53.5%	
	8	don't know	3	0.01%	
		Total	11,107	53.54%	

Valid	Invalid	Minimum	Maximum
9638	11107	0	4

H1TO24 - S28Q24 REGRET ACTION BEC OF ALCOHOL-W1	
Type	Code
Measurement Unit	numeric

H1TO24	24. Over the past 12 months, how many times has the following happened? You did something you later regretted because you had been drinking.
--------	---

			Frequency	% of total	% of valid
Valid	0	never	6790	32.73%	70.5%
	1	once	1866	8.99%	19.37%
	2	twice	574	2.77%	5.96%
	3	3-4 times	256	1.23%	2.66%
	4	5 or more times	145	0.7%	1.51%
Total			9,631	46.43%	100%
Missing	6	refused	7	0.03%	
	7	legitimate skip	11099	53.5%	
	8	don't know	8	0.04%	
Total			11,114	53.57%	

Valid	Invalid	Minimum	Maximum
9631	11114	0	4

### 

Type	Code
Measurement Unit	numeric
H1TO25	25. Over the past 12 months, how many times were you hung over?

			Frequency	% of total	% of valid
Valid	0	never	5768	27.8%	59.9%
	1	once	1844	8.89%	19.15%
	2	twice	875	4.22%	9.09%
	3	3-4 times	606	2.92%	6.29%
	4	5 or more times	536	2.58%	5.57%
Total			9,629	46.42%	100%
Missing	6	refused	8	0.04%	
	7	legitimate skip	11099	53.5%	
	8	don't know	9	0.04%	
Total			11,116	53.58%	

Valid	Invalid	Minimum	Maximum
9629	11116	0	4

### 

Type	Code
Measurement Unit	numeric

H1TO26	26. Over the past 12 months, how many times were you sick to your stomach or threw up after drinking?
--------	---

			Frequency	% of total	% of valid
Valid	0	never	6024	29.04%	62.54%
	1	once	2026	9.77%	21.03%
	2	twice	878	4.23%	9.11%
	3	3-4 times	432	2.08%	4.48%
	4	5 or more times	273	1.32%	2.83%
		Total	9,633	46.44%	100%
Missing	6	refused	6	0.03%	
	7	legitimate skip	11099	53.5%	
	8	don't know	7	0.03%	
		Total	11,112	53.56%	

Valid	Invalid	Minimum	Maximum
9633	11112	0	4

### H1TO27 - S28Q27 REGRET SEX BEC OF ALCOHOL-W1

Type	Code
Measurement Unit	numeric
H1TO27	27. Over the past 12 months, how many times did you get into a sexual situation that you later regretted because you had been drinking?

			Frequency	% of total	% of valid
Valid	0	never	8049	38.8%	83.63%
	1	once	1114	5.37%	11.58%
	2	twice	288	1.39%	2.99%
	3	3-4 times	105	0.51%	1.09%
	4	5 or more times	68	0.33%	0.71%
		Total	9,624	46.39%	100%
Missing	6	refused	9	0.04%	
	7	legitimate skip	11099	53.5%	
	8	don't know	13	0.06%	
		Total	11,121	53.61%	

Valid	Invalid	Minimum	Maximum
9624	11121	0	4

### H1TO28 - S28Q28 PHYSICAL FIGHT BEC OF ALCOHOL-W1

Type	Code
------	------

Measurement Unit	numeric
H1TO28	28. Over the past 12 months, how many times did you get into a physical fight because you had been drinking?

			Frequency	% of total	% of valid
Valid	0	never	8292	39.97%	86.09%
	1	once	820	3.95%	8.51%
	2	twice	267	1.29%	2.77%
	3	3-4 times	153	0.74%	1.59%
	4	5 or more times	100	0.48%	1.04%
		Total	9,632	46.43%	100%
Missing	6	refused	7	0.03%	
	7	legitimate skip	11099	53.5%	
	8	don't know	7	0.03%	
		Total	11,113	53.57%	

Valid	Invalid	Minimum	Maximum
9632	11113	0	4

### H1TO29 - S28Q29 3 FRIENDS-DRINK >1 A MONTH-W1

Type	Code
Measurement Unit	numeric
H1TO29	29. Of your three best friends, how many drink alcohol at least once a month?

			Frequency	% of total	% of valid
Valid	0	no friends	8931	43.05%	44.02%
	1	one friend	4326	20.85%	21.32%
	2	two friends	2951	14.23%	14.54%
	3	three friends	4082	19.68%	20.12%
		Total	20,290	97.81%	100%
Missing	.	missing	4	0.02%	
	6	refused	177	0.85%	
	8	don't know	269	1.3%	
	9	not applicable	5	0.02%	
		Total	455	2.19%	

Valid	Invalid	Minimum	Maximum
20290	455	0	3

### H1TO30 - S28Q30 AGE FIRST TRIED MARIJUANA-W1

Type	Code
------	------

Measurement Unit	numeric
H1TO30	30. How old were you when you tried marijuana for the first time?

			Frequency	% of total	% of valid
Valid	0	you never tried marijuana	14605	70.4%	71.47%
	1	one year old	85	0.41%	0.42%
	2	two years old	24	0.12%	0.12%
	3	three years old	14	0.07%	0.07%
	4	four years old	10	0.05%	0.05%
	5	five years old	24	0.12%	0.12%
	6	six years old	18	0.09%	0.09%
	7	seven years old	16	0.08%	0.08%
	8	eight years	27	0.13%	0.13%
	9	nine years old	54	0.26%	0.26%
	10	ten years old	89	0.43%	0.44%
	11	eleven years old	127	0.61%	0.62%
	12	twelve years old	492	2.37%	2.41%
	13	thirteen years old	834	4.02%	4.08%
	14	fourteen years old	1187	5.72%	5.81%
	15	fifteen years old	1243	5.99%	6.08%
	16	sixteen years old	994	4.79%	4.86%
	17	seventeen years old	445	2.15%	2.18%
	18	eighteen years old and older	148	0.71%	0.72%
		Total	20,436	98.51%	100%
Missing	96	refused	190	0.92%	
	98	legitimate skip	115	0.55%	
	99	not applicable	4	0.02%	
		Total	309	1.49%	

Valid	Invalid	Minimum	Maximum
20436	309	0	18

### H1TO31 - S28Q31 TIMES SMOKED POT-W1

Type	Numeric (Double)
H1TO31	31. During your life, how many times have you used marijuana?

			Frequency	% of total	% of valid
Missing	996	refused	222	1.07%	
	997	legitimate skip	14605	70.4%	
	998	don't know	456	2.2%	
	999	not applicable	73	0.35%	
		Total	15,356	74.02%	



Valid	Invalid	Minimum	Maximum	Mean	StdDev
5389	15356	1	950	38.562070...	99.345905...

### H1TO32 - S28Q32 PAST 30 DAYS-TIMES SMOKED POT-W1

Type	Numeric (Double)
H1TO32	32. During the past 30 days, how many times did you use marijuana?

			Frequency	% of total	% of valid
Missing	996	refused	205	0.99%	
	997	legitimate skip	14605	70.4%	
	998	don't know	203	0.98%	
	999	not applicable	13	0.06%	
Total			15,026	72.43%	

Valid	Invalid	Minimum	Maximum	Mean	StdDev
5719	15026	0	900	6.9788424...	32.769117...

### H1TO33 - S28Q33 3 FRIENDS-SMOKE POT >1 A MONTH-W1

Type	Code
Measurement Unit	numeric
H1TO33	33. Of your three best friends, how many use marijuana at least once a month?

			Frequency	% of total	% of valid
Valid	0	no friends	13298	64.1%	65.54%
	1	one friend	3232	15.58%	15.93%
	2	two friends	1751	8.44%	8.63%
	3	three friends	2010	9.69%	9.91%
	Total			20,291	97.81%
Missing	6	refused	208	1%	
	8	don't know	242	1.17%	
	9	not applicable	4	0.02%	
	Total			454	2.19%

Valid	Invalid	Minimum	Maximum
20291	454	0	3

### H1TO34 - S28Q34 AGE FIRST TRIED COCAINE-W1

Type	Code
Measurement Unit	numeric

H1TO34	34. How old were you when you tried any kind of cocaine--including powder, freebase, or crack cocaine--for the first time?
--------	--

			Frequency	% of total	% of valid
Valid	0	you never tried cocaine	19731	95.11%	96.59%
	1	one year old	57	0.27%	0.28%
	2	two years old	18	0.09%	0.09%
	3	three years old	11	0.05%	0.05%
	7	four to seven years old	10	0.05%	0.05%
	10	eight to ten years old	10	0.05%	0.05%
	11	eleven years old	14	0.07%	0.07%
	12	twelve years old	38	0.18%	0.19%
	13	thirteen years old	57	0.27%	0.28%
	14	fourteen years old	90	0.43%	0.44%
	15	fifteen years old	130	0.63%	0.64%
	16	sixteen years old	124	0.6%	0.61%
	17	seventeen years old	96	0.46%	0.47%
	18	eighteen years and older	42	0.2%	0.21%
			Total	20,428	98.47%
Missing	.	missing	2	0.01%	
	96	refused	194	0.94%	
	98	don't know	116	0.56%	
	99	not applicable	5	0.02%	
		Total	317	1.53%	


Valid	Invalid	Minimum	Maximum
20428	317	0	18

### 

Type	Numeric (Double)
H1TO35	35. During your life, how many times have you used cocaine?

			Frequency	% of total	% of valid
Missing	.	missing	2	0.01%	
	996	refused	204	0.98%	
	997	legitimate skip	19731	95.11%	
	998	don't know	134	0.65%	
	999	not applicable	9	0.04%	
		Total	20,080	96.79%	

Valid	Invalid	Minimum	Maximum	Mean	StdDev
665	20080	1	900	16.040601...	66.438234...

 H1TO36 - S28Q36 PAST 30 DAYS-TIMES USED COKE-W1

Type	Numeric (Double)
H1TO36	36. During the past 30 days, how many times did you use cocaine?

			Frequency	% of total	% of valid
Missing	.	missing	3	0.01%	
	996	refused	192	0.93%	
	997	legitimate skip	19731	95.11%	
	998	don't know	116	0.56%	
	999	not applicable	6	0.03%	
Total			20,048	96.64%	

Valid	Invalid	Minimum	Maximum	Mean	StdDev
697	20048	0	33	2.1147776...	6.1214736...

 H1TO37 - S28Q37 AGE FIRST TRIED INHALANTS-W1

Type	Code
Measurement Unit	numeric
H1TO37	37. How old were you when you tried inhalants, such as glue or solvents, for the first time?

			Frequency	% of total	% of valid
--	--	--	-----------	------------	------------

Valid	0	You never tried inhalants such as these.	19216	92.63%	94.07%
	1	one year old	49	0.24%	0.24%
	2	two years old	12	0.06%	0.06%
	3	three years old	12	0.06%	0.06%
	4	four years old	11	0.05%	0.05%
	5	five years old	32	0.15%	0.16%
	6	six years old	23	0.11%	0.11%
	7	seven years old	20	0.1%	0.1%
	8	eight years old	23	0.11%	0.11%
	9	nine years old	43	0.21%	0.21%
	10	ten years old	68	0.33%	0.33%
	11	eleven years old	103	0.5%	0.5%
	12	twelve years old	183	0.88%	0.9%
	13	thirteen years old	218	1.05%	1.07%
	14	fourteen years old	167	0.81%	0.82%
	15	fifteen years old	133	0.64%	0.65%
	16	sixteen years old	67	0.32%	0.33%
	17	seventeen years old	32	0.15%	0.16%
	18	eighteen years and older	15	0.07%	0.07%
		Total	20,427	98.47%	100%
Missing	.	missing	5	0.02%	
	96	refused	190	0.92%	
	98	don't know	115	0.55%	
	99	not applicable	8	0.04%	
		Total	318	1.53%	

Valid	Invalid	Minimum	Maximum
20427	318	0	18

### H1TO38 - S28Q38 TIMES USED INHALANTS-W1

Type	Numeric (Double)
H1TO38	38. During your life, how many times have you used inhalants, such as glue or solvents?

			Frequency	% of total	% of valid
Missing	.	missing	3	0.01%	
	996	refused	191	0.92%	
	997	legitimate skip	19216	92.63%	
	998	don't know	136	0.66%	
	999	not applicable	13	0.06%	
		Total	19,559	94.28%	

Valid	Invalid	Minimum	Maximum	Mean	StdDev
1186	19559	1	900	11.254637...	52.231835...

### H1TO39 - S28Q39 PAST 30 DAYS-USED INHALANTS-W1

Type	Numeric (Double)
H1TO39	39. During the past 30 days, how many times did you use inhalants?

			Frequency	% of total	% of valid
Missing	.	missing	2	0.01%	
	996	refused	186	0.9%	
	997	legitimate skip	19216	92.63%	
	998	don't know	111	0.54%	
	999	not applicable	9	0.04%	
Total			19,524	94.11%	

Valid	Invalid	Minimum	Maximum	Mean	StdDev
1221	19524	0	789	2.6429156...	27.919355...

### H1TO40 - S28Q40 AGE FIRST OTHER ILLEGAL DRUGS-W1

Type	Code
Measurement Unit	numeric
H1TO40	40. How old were you when you first tried any other type of illegal drug, such as LSD, PCP, ecstasy, mushrooms, speed, ice, heroin, or pills, without a doctor's prescription?

			Frequency	% of total	% of valid
Valid	0	you never tried any other type of illegal drug	18789	90.57%	91.97%
	1	one year old	50	0.24%	0.24%
	3	two to three years old	19	0.09%	0.09%
	6	four to six years old	18	0.09%	0.09%
	9	eight to nine years old	10	0.05%	0.05%
	11	ten to eleven years	35	0.17%	0.17%
	12	twelve years old	93	0.45%	0.46%
	13	thirteen years old	165	0.8%	0.81%
	14	fourteen years old	285	1.37%	1.4%
	15	fifteen years old	369	1.78%	1.81%
	16	sixteen years old	351	1.69%	1.72%
	17	seventeen years old	190	0.92%	0.93%
	18	eighteen years and older	56	0.27%	0.27%
Total			20,430	98.48%	100%

Missing	.	missing	8	0.04%	
	96	refused	194	0.94%	
	98	don't know	103	0.5%	
	99	not applicable	10	0.05%	
		Total	315	1.52%	

Valid	Invalid	Minimum	Maximum
20430	315	0	18

### H1TO41 - S28Q41 TIMES USE OTHER ILLEGAL DRUGS-W1

Type	Numeric (Double)
H1TO41	41. During your life, how many times have you used any of these types of illegal drugs? (LSD, PCP, ecstasy, mushrooms, speed, ice, heroin, or pills)

			Frequency	% of total	% of valid
Missing	.	missing	3	0.01%	
	996	refused	193	0.93%	
	997	legitimate skip	18789	90.57%	
	998	don't know	185	0.89%	
	999	not applicable	32	0.15%	
		Total	19,202	92.56%	

Valid	Invalid	Minimum	Maximum	Mean	StdDev
1543	19202	1	900	35.300712...	101.64994...

### H1TO42 - S28Q42 PAST 30 DAYS-USE OTH ILL DRUGS-W1

Type	Numeric (Double)
H1TO42	42. During the past 30 days, how many times did you use any of these types of illegal drugs? (LSD, PCP, ecstasy, mushrooms, speed, ice, heroin, or pills)

			Frequency	% of total	% of valid
Missing	.	missing	2	0.01%	
	996	refused	182	0.88%	
	997	legitimate skip	18789	90.57%	
	998	don't know	131	0.63%	
	999	not applicable	12	0.06%	
		Total	19,116	92.15%	

Valid	Invalid	Minimum	Maximum	Mean	StdDev
1629	19116	0	900	7.1154082...	42.522665...

 H1TO43 - S28Q43 EVERY INJECTED DRUGS-W1

Type	Code
Measurement Unit	numeric
H1TO43	43. During your life, have you ever injected (shot up with a needle) any illegal drug, such as heroin, or cocaine?

			Frequency	% of total	% of valid
Valid	0	no	1620	7.81%	93.43%
	1	yes	114	0.55%	6.57%
	Total		1,734	8.36%	100%
Missing	.	missing	2	0.01%	
	6	refused	148	0.71%	
	7	legitimate skip	18789	90.57%	
	8	don't know	68	0.33%	
	9	not applicable	4	0.02%	
Total		19,011	91.64%		

Valid	Invalid	Minimum	Maximum
1734	19011	0	1

 H1TO44 - S28Q44 HOW OFTEN INJECTED DRUGS-W1

Type	Code
Measurement Unit	numeric
H1TO44	44. How often have you taken such a drug using a needle?

			Frequency	% of total	% of valid
Valid	1	once or twice	61	0.29%	56.48%
	2	a few times	23	0.11%	21.3%
	3	many times	24	0.12%	22.22%
Total		108	0.52%	100%	
Missing	.	missing	2	0.01%	
	6	refused	5	0.02%	
	7	legitimate skip	20629	99.44%	
	8	don't know	1	0%	
Total		20,637	99.48%		

Valid	Invalid	Minimum	Maximum
108	20637	1	3

 H1TO45 - S28Q45 AGE FIRST INJECTED DRUGS-W1

Type	Code
Measurement Unit	numeric
H1TO45	45. How old were you the first time?

			Frequency	% of total	% of valid
Valid	4	one to four years old	10	0.05%	23.26%
	11	five to eleven years old	11	0.05%	25.58%
	14	twelve to fourteen years	11	0.05%	25.58%
	15	fifteen years and older	11	0.05%	25.58%
Total			43	0.21%	100%
Missing	.	missing	2	0.01%	
	97	legitimate skip	20696	99.76%	
	98	don't know	4	0.02%	
Total			20,702	99.79%	

Valid	Invalid	Minimum	Maximum
43	20702	4	15

 H1TO46 - S28Q46 PAST 30 DAYS-TIMES INJECTED-W1

Type	Code
Measurement Unit	numeric
H1TO46	46. During the past 30 days, how often did you take an illegal drug using a needle?

			Frequency	% of total	% of valid
Valid	0	never	23	0.11%	48.94%
	1	1 time or 2 times	14	0.07%	29.79%
	2	3 or more times	10	0.05%	21.28%
Total			47	0.23%	100%
Missing	.	missing	2	0.01%	
	7	legitimate skip	20696	99.76%	
Total			20,698	99.77%	

Valid	Invalid	Minimum	Maximum
47	20698	0	2

 H1TO47 - S28Q47 DO YOU OWN NEEDLE/SYRINGE-W1

Type	Code
------	------



Measurement Unit	numeric
H1TO47	47. Do you have your own needle and syringe or works?

			Frequency	% of total	% of valid
Valid	0	no	19	0.09%	40.43%
	1	yes	28	0.13%	59.57%
	Total		47	0.23%	100%
Missing	.	missing	2	0.01%	
	7	legitimate skip	20696	99.76%	
	Total		20,698	99.77%	

Valid	Invalid	Minimum	Maximum
47	20698	0	1

### H1TO48 - S28Q48 EVER SHARED NEEDLE/SYRINGE-W1

Type	Code
Measurement Unit	numeric
H1TO48	48. Have you ever shared a needle and syringe with another person?

			Frequency	% of total	% of valid
Valid	0	no	31	0.15%	65.96%
	1	yes	16	0.08%	34.04%
	Total		47	0.23%	100%
Missing	.	missing	2	0.01%	
	7	legitimate skip	20696	99.76%	
	Total		20,698	99.77%	

Valid	Invalid	Minimum	Maximum
47	20698	0	1

### H1TO49 - S28Q49 BLEACH NEEDLE/SYRINGE BEF USE-W1

Type	Code
Measurement Unit	numeric
H1TO49	49. Do you always bleach the needle and syringe you are using before you use them?

			Frequency	% of total	% of valid
Valid	0	no	9	0.04%	56.25%
	1	yes	7	0.03%	43.75%
	Total		16	0.08%	100%

Missing	.	missing	2	0.01%	
	7	legitimate skip	20727	99.91%	
		Total	20,729	99.92%	

Valid	Invalid	Minimum	Maximum
16	20729	0	1

### H1TO50 - S28Q50 CIGARETTES IN YOUR HOME-W1

Type	Code
Measurement Unit	numeric
H1TO50	50. Are cigarettes easily available to you in your home?

			Frequency	% of total	% of valid
Valid	0	no	14246	68.67%	69.32%
	1	yes	6306	30.4%	30.68%
		Total	20,552	99.07%	100%
Missing	6	refused	117	0.56%	
	8	don't know	74	0.36%	
	9	not applicable	2	0.01%	
		Total	193	0.93%	

Valid	Invalid	Minimum	Maximum
20552	193	0	1

### H1TO51 - S28Q51 EASY ACCESS TO ALCOHOL IN HOME-W1

Type	Code
Measurement Unit	numeric
H1TO51	51. Is alcohol easily available to you in your home?

			Frequency	% of total	% of valid
Valid	0	no	14662	70.68%	71.31%
	1	yes	5898	28.43%	28.69%
		Total	20,560	99.11%	100%
Missing	6	refused	115	0.55%	
	8	don't know	68	0.33%	
	9	not applicable	2	0.01%	
		Total	185	0.89%	

Valid	Invalid	Minimum	Maximum
20560	185	0	1

 H1TO52 - S28Q52 EASY ACCESS TO DRUGS IN HOME-W1

Type	Code
Measurement Unit	numeric
H1TO52	52. Are illegal drugs easily available to you in your home?

			Frequency	% of total	% of valid
Valid	0	no	19905	95.95%	96.77%
	1	yes	664	3.2%	3.23%
Total			20,569	99.15%	100%
Missing	6	refused	116	0.56%	
	8	don't know	58	0.28%	
	9	not applicable	2	0.01%	
Total			176	0.85%	

Valid	Invalid	Minimum	Maximum
20569	176	0	1

 H1TO53 - S28Q53 EASY ACCESS TO GUN IN HOME-W1

Type	Code
Measurement Unit	numeric
H1TO53	53. Is a gun easily available to you in your home?

			Frequency	% of total	% of valid
Valid	0	no	16062	77.43%	78.15%
	1	yes	4491	21.65%	21.85%
Total			20,553	99.07%	100%
Missing	6	refused	124	0.6%	
	8	don't know	66	0.32%	
	9	not applicable	2	0.01%	
Total			192	0.93%	

Valid	Invalid	Minimum	Maximum
20553	192	0	1

 H1TO54A - S28Q54A GUN IN HOME-HANDGUN-W1

Type	Code
Measurement Unit	numeric

H1TO54A	54A. What kind of gun is available (If more than one kind is available, choose more than one answer.): handgun (including pistol or revolver)
---------	---

			Frequency	% of total	% of valid
Valid	0	no	1837	8.86%	41.18%
	1	yes	2624	12.65%	58.82%
Total			4,461	21.5%	100%
Missing	6	refused	12	0.06%	
	7	legitimate skip	16254	78.35%	
	8	don't know	18	0.09%	
Total			16,284	78.5%	

Valid	Invalid	Minimum	Maximum
4461	16284	0	1

### H1TO54B - S28Q54B GUN IN HOME-SHOTGUN-W1

Type	Code
Measurement Unit	numeric
H1TO54B	54B. What kind of gun is available (If more than one kind is available, choose more than one answer.): shotgun

			Frequency	% of total	% of valid
Valid	0	no	1821	8.78%	40.82%
	1	yes	2640	12.73%	59.18%
Total			4,461	21.5%	100%
Missing	6	refused	12	0.06%	
	7	legitimate skip	16254	78.35%	
	8	don't know	18	0.09%	
Total			16,284	78.5%	

Valid	Invalid	Minimum	Maximum
4461	16284	0	1

### H1TO54C - S28Q54C GUN IN HOME-RIFLE-W1

Type	Code
Measurement Unit	numeric
H1TO54C	54C. What kind of gun is available (If more than one kind is available, choose more than one answer.): rifle

			Frequency	% of total	% of valid
--	--	--	-----------	------------	------------

Valid	0	no	1879	9.06%	42.12%
	1	yes	2582	12.45%	57.88%
		Total	4,461	21.5%	100%
Missing	6	refused	12	0.06%	
	7	legitimate skip	16254	78.35%	
	8	don't know	18	0.09%	
		Total	16,284	78.5%	

Valid	Invalid	Minimum	Maximum
4461	16284	0	1

### H1T054D - S28Q54D GUN IN HOME-OTHER FIREARM-W1

Type	Code
Measurement Unit	numeric
H1T054D	54D. What kind of gun is available (If more than one kind is available, choose more than one answer.): other

			Frequency	% of total	% of valid
Valid	0	no	3771	18.18%	84.53%
	1	yes	690	3.33%	15.47%
		Total	4,461	21.5%	100%
Missing	6	refused	12	0.06%	
	7	legitimate skip	16254	78.35%	
	8	don't know	18	0.09%	
		Total	16,284	78.5%	

Valid	Invalid	Minimum	Maximum
4461	16284	0	1

### H1DS1 - S29Q1 PAST 12 MOS-PAINT GRAFFITI-W1

Type	Code
Measurement Unit	numeric
H1DS1	1. In the past 12 months, how often did you paint graffiti or signs on someone else's property or in a public place?

			Frequency	% of total	% of valid
Valid	0	never	18655	89.93%	90.75%
	1	1 or 2 times	1293	6.23%	6.29%
	2	3 or 4 times	290	1.4%	1.41%
	3	5 or more times	318	1.53%	1.55%

		Total	20,556	99.09%	100%
Missing	6	refused	129	0.62%	
	8	don't know	58	0.28%	
	9	not applicable	2	0.01%	
		Total	189	0.91%	

Valid	Invalid	Minimum	Maximum
20556	189	0	3

### H1DS2 - S29Q2 PAST 12 MOS-DAMAGE PROPERTY-W1

Type	Code
Measurement Unit	numeric
H1DS2	2. In the past 12 months, how often did you deliberately damage property that didn't belong to you?

			Frequency	% of total	% of valid
Valid	0	never	16901	81.47%	82.24%
	1	1 or 2 times	2801	13.5%	13.63%
	2	3 or 4 times	446	2.15%	2.17%
	3	5 or more times	404	1.95%	1.97%
		Total	20,552	99.07%	100%
Missing	6	refused	127	0.61%	
	8	don't know	63	0.3%	
	9	not applicable	3	0.01%	
		Total	193	0.93%	

Valid	Invalid	Minimum	Maximum
20552	193	0	3

### H1DS3 - S29Q3 LIE TO PARENTS ABOUT WHEREABOUT-W1

Type	Code
Measurement Unit	numeric
H1DS3	3. In the past 12 months, how often did you lie to your parents or guardians about where you had been or whom you were with?

			Frequency	% of total	% of valid
Valid	0	never	9453	45.57%	46.03%
	1	1 or 2 times	6297	30.35%	30.66%
	2	3 or 4 times	2114	10.19%	10.29%
	3	5 or more times	2673	12.89%	13.02%

		Total	20,537	99%	100%
Missing	6	refused	143	0.69%	
	8	don't know	63	0.3%	
	9	not applicable	2	0.01%	
		Total	208	1%	

Valid	Invalid	Minimum	Maximum
20537	208	0	3

### 

Type	Code
Measurement Unit	numeric
H1DS4	4. How often did you take something from a store without paying for it?

			Frequency	% of total	% of valid
Valid	0	never	15492	74.68%	75.42%
	1	1 or 2 times	3176	15.31%	15.46%
	2	3 or 4 times	767	3.7%	3.73%
	3	5 or more times	1106	5.33%	5.38%
		Total	20,541	99.02%	100%
Missing	6	refused	143	0.69%	
	8	don't know	59	0.28%	
	9	not applicable	2	0.01%	
		Total	204	0.98%	

Valid	Invalid	Minimum	Maximum
20541	204	0	3

### 

Type	Code
Measurement Unit	numeric
H1DS5	5. How often did you get into a serious physical fight?

			Frequency	% of total	% of valid
Valid	0	never	13907	67.04%	67.67%
	1	1 or 2 times	4681	22.56%	22.78%
	2	3 or 4 times	1048	5.05%	5.1%
	3	5 or more times	915	4.41%	4.45%
		Total	20,551	99.06%	100%

Missing	6	refused	127	0.61%	
	8	don't know	65	0.31%	
	9	not applicable	2	0.01%	
		Total	194	0.94%	

Valid	Invalid	Minimum	Maximum
20551	194	0	3

### 

Type	Code
Measurement Unit	numeric
H1DS6	6. How often did you hurt someone badly enough to need bandages or care from a doctor or nurse?

			Frequency	% of total	% of valid
Valid	0	never	16675	80.38%	81.16%
	1	1 or 2 times	2929	14.12%	14.26%
	2	3 or 4 times	505	2.43%	2.46%
	3	5 or more times	438	2.11%	2.13%
		Total	20,547	99.05%	100%
Missing	6	refused	127	0.61%	
	8	don't know	69	0.33%	
	9	not applicable	2	0.01%	
		Total	198	0.95%	

Valid	Invalid	Minimum	Maximum
20547	198	0	3

### 

Type	Code
Measurement Unit	numeric
H1DS7	7. How often did you run away from home?

			Frequency	% of total	% of valid
Valid	0	never	18761	90.44%	91.21%
	1	1 or 2 times	1401	6.75%	6.81%
	2	3 or 4 times	235	1.13%	1.14%
	3	5 or more times	172	0.83%	0.84%
		Total	20,569	99.15%	100%



Missing	6	refused	118	0.57%	
	8	don't know	56	0.27%	
	9	not applicable	2	0.01%	
		Total	176	0.85%	

Valid	Invalid	Minimum	Maximum
20569	176	0	3

### 

Type	Code
Measurement Unit	numeric
H1DS8	8. How often did you drive a car without the owner's permission?

			Frequency	% of total	% of valid
Valid	0	never	18378	88.59%	89.34%
	1	1 or 2 times	1573	7.58%	7.65%
	2	3 or 4 times	299	1.44%	1.45%
	3	5 or more times	320	1.54%	1.56%
		Total	20,570	99.16%	100%
Missing	6	refused	119	0.57%	
	8	don't know	54	0.26%	
	9	not applicable	2	0.01%	
		Total	175	0.84%	

Valid	Invalid	Minimum	Maximum
20570	175	0	3

### 

Type	Code
Measurement Unit	numeric
H1DS9	9. In the past 12 months, how often did you steal something worth more than \$50?

			Frequency	% of total	% of valid
Valid	0	never	19413	93.58%	94.38%
	1	1 or 2 times	780	3.76%	3.79%
	2	3 or 4 times	173	0.83%	0.84%
	3	5 or more times	202	0.97%	0.98%
		Total	20,568	99.15%	100%

Missing	6	refused	120	0.58%	
	8	don't know	55	0.27%	
	9	not applicable	2	0.01%	
		Total	177	0.85%	

Valid	Invalid	Minimum	Maximum
20568	177	0	3

### 

Type	Code
Measurement Unit	numeric
H1DS10	10. How often did you go into a house or building to steal something?

			Frequency	% of total	% of valid
Valid	0	never	19492	93.96%	94.77%
	1	1 or 2 times	764	3.68%	3.71%
	2	3 or 4 times	136	0.66%	0.66%
	3	5 or more times	176	0.85%	0.86%
		Total	20,568	99.15%	100%
Missing	6	refused	120	0.58%	
	8	don't know	55	0.27%	
	9	not applicable	2	0.01%	
		Total	177	0.85%	

Valid	Invalid	Minimum	Maximum
20568	177	0	3

### 

Type	Code
Measurement Unit	numeric
H1DS11	11. How often did you use or threaten to use a weapon to get something from someone?

			Frequency	% of total	% of valid
Valid	0	never	19690	94.91%	95.73%
	1	1 or 2 times	648	3.12%	3.15%
	2	3 or 4 times	119	0.57%	0.58%
	3	5 or more times	111	0.54%	0.54%
		Total	20,568	99.15%	100%

Missing	6	refused	121	0.58%	
	8	don't know	54	0.26%	
	9	not applicable	2	0.01%	
		Total	177	0.85%	

Valid	Invalid	Minimum	Maximum
20568	177	0	3

### 

Type	Code
Measurement Unit	numeric
H1DS12	12. How often did you sell marijuana or other drugs?

			Frequency	% of total	% of valid
Valid	0	never	18955	91.37%	92.25%
	1	1 or 2 times	781	3.76%	3.8%
	2	3 or 4 times	243	1.17%	1.18%
	3	5 or more times	568	2.74%	2.76%
		Total	20,547	99.05%	100%
Missing	6	refused	138	0.67%	
	8	don't know	58	0.28%	
	9	not applicable	2	0.01%	
		Total	198	0.95%	

Valid	Invalid	Minimum	Maximum
20547	198	0	3

### 

Type	Code
Measurement Unit	numeric
H1DS13	13. How often did you steal something worth less than \$50?

			Frequency	% of total	% of valid
Valid	0	never	16397	79.04%	79.8%
	1	1 or 2 times	2581	12.44%	12.56%
	2	3 or 4 times	578	2.79%	2.81%
	3	5 or more times	991	4.78%	4.82%
		Total	20,547	99.05%	100%
Missing	6	refused	131	0.63%	
	8	don't know	65	0.31%	
	9	not applicable	2	0.01%	

	Total	198	0.95%	
--	-------	-----	-------	--

Valid	Invalid	Minimum	Maximum
20547	198	0	3

### 

Type	Code
Measurement Unit	numeric
H1DS14	14. In the past 12 months, how often did you take part in a fight where a group of your friends was against another group?

			Frequency	% of total	% of valid
Valid	0	never	16453	79.31%	80.02%
	1	1 or 2 times	3123	15.05%	15.19%
	2	3 or 4 times	543	2.62%	2.64%
	3	5 or more times	442	2.13%	2.15%
		Total	20,561	99.11%	100%
Missing	6	refused	128	0.62%	
	8	don't know	54	0.26%	
	9	not applicable	2	0.01%	
		Total	184	0.89%	

Valid	Invalid	Minimum	Maximum
20561	184	0	3

### 

Type	Code
Measurement Unit	numeric
H1DS15	15. How often were you loud, rowdy, or unruly in a public place?

			Frequency	% of total	% of valid
Valid	0	never	10769	51.91%	52.39%
	1	1 or 2 times	6601	31.82%	32.11%
	2	3 or 4 times	1621	7.81%	7.89%
	3	5 or more times	1565	7.54%	7.61%
		Total	20,556	99.09%	100%
Missing	6	refused	121	0.58%	
	8	don't know	66	0.32%	
	9	not applicable	2	0.01%	
		Total	189	0.91%	

Valid	Invalid	Minimum	Maximum
20556	189	0	3

### H1JO1 - S30Q1 FIRST SEX-WERE YOU DRINKING-W1

Type	Code
Measurement Unit	numeric
H1JO1	1. The first time you had sexual intercourse, had you been drinking alcohol?

			Frequency	% of total	% of valid
Valid	0	no	5431	26.18%	88.04%
	1	yes	738	3.56%	11.96%
	Total		6,169	29.74%	100%
Missing	6	refused	15	0.07%	
	7	legitimate skip	14556	70.17%	
	8	don't know	5	0.02%	
	Total		14,576	70.26%	

Valid	Invalid	Minimum	Maximum
6169	14576	0	1

### H1JO2 - S30Q2 FIRST SEX-WERE YOU DRUNK-W1

Type	Code
Measurement Unit	numeric
H1JO2	2. Were you drunk when you had sexual intercourse for the first time?

			Frequency	% of total	% of valid
Valid	0	no	371	1.79%	50.27%
	1	yes	367	1.77%	49.73%
	Total		738	3.56%	100%
Missing	7	legitimate skip	20007	96.44%	
	Total		20,007	96.44%	

Valid	Invalid	Minimum	Maximum
738	20007	0	1

### H1JO3 - S30Q3 MOST RECENT SEX-DRINK ALCOHOL-W1

Type	Code
Measurement Unit	numeric

H1J03	3. The most recent time you had sexual intercourse, had you been drinking alcohol?
-------	--

			Frequency	% of total	% of valid
Valid	0	no	5188	25.01%	84.18%
	1	yes	692	3.34%	11.23%
	2	you have had sexual intercourse only once	283	1.36%	4.59%
Total			6,163	29.71%	100%
Missing	6	refused	19	0.09%	
	7	legitimate skip	14556	70.17%	
	8	don't know	7	0.03%	
Total			14,582	70.29%	

Valid	Invalid	Minimum	Maximum
6163	14582	0	2

#### H1J04 - S30Q4 MOST RECENT SEX-DRUNK-W1

Type	Code
Measurement Unit	numeric
H1J04	4. Were you drunk when you had sexual intercourse most recently?

			Frequency	% of total	% of valid
Valid	0	no	357	1.72%	51.66%
	1	yes	334	1.61%	48.34%
Total			691	3.33%	100%
Missing	6	refused	1	0%	
	7	legitimate skip	20053	96.66%	
Total			20,054	96.67%	

Valid	Invalid	Minimum	Maximum
691	20054	0	1

#### H1J05 - S30Q5 FIRST SEX-USING DRUGS-W1

Type	Code
Measurement Unit	numeric
H1J05	5. The first time you had sexual intercourse, had you been using drugs?

			Frequency	% of total	% of valid
Valid	0	no	3856	18.59%	92.56%
	1	yes	310	1.49%	7.44%

		Total	4,166	20.08%	100%
Missing	6	refused	12	0.06%	
	7	legitimate skip	16567	79.86%	
		Total	16,579	79.92%	

Valid	Invalid	Minimum	Maximum
4166	16579	0	1

### H1J06A - S30Q6A FIRST SEX-DRUG-POT-W1

Type	Code
Measurement Unit	numeric
H1J06A	6A. What kind of drugs had you been using [the first time you had sex] (You may choose more than one answer.): marijuana

			Frequency	% of total	% of valid
Valid	0	not selected	28	0.13%	9.18%
	1	selected	277	1.34%	90.82%
		Total	305	1.47%	100%
Missing	6	refused	2	0.01%	
	7	legitimate skip	20435	98.51%	
	8	don't know	3	0.01%	
		Total	20,440	98.53%	

Valid	Invalid	Minimum	Maximum
305	20440	0	1

### H1J06B - S30Q6B FIRST SEX-DRUG-CRACK-W1

Type	Code
Measurement Unit	numeric
H1J06B	6B. What kind of drugs had you been using [the first time you had sex] (You may choose more than one answer.): crack cocaine

			Frequency	% of total	% of valid
Valid	0	not selected	288	1.39%	94.43%
	1	selected	17	0.08%	5.57%
		Total	305	1.47%	100%
Missing	6	refused	2	0.01%	
	7	legitimate skip	20435	98.51%	
	8	don't know	3	0.01%	
		Total	20,440	98.53%	

Valid	Invalid	Minimum	Maximum
305	20440	0	1

### H1JO6C - S30Q6C FIRST SEX-DRUG-OTHER COKE-W1

Type	Code
Measurement Unit	numeric
H1JO6C	6C. What kind of drugs had you been using [the first time you had sex] (You may choose more than one answer.): other types of cocaine, including freebase or powder

			Frequency	% of total	% of valid
Valid	0	not selected	287	1.38%	94.1%
	1	selected	18	0.09%	5.9%
	Total		305	1.47%	100%
Missing	6	refused	2	0.01%	
	7	legitimate skip	20435	98.51%	
	8	don't know	3	0.01%	
	Total		20,440	98.53%	

Valid	Invalid	Minimum	Maximum
305	20440	0	1

### H1JO6D - S30Q6D FIRST SEX-DRUG-INHALANTS-W1

Type	Code
Measurement Unit	numeric
H1JO6D	6D. What kind of drugs had you been using [the first time you had sex] (You may choose more than one answer.): inhalants, including glue or solvents

			Frequency	% of total	% of valid
Valid	0	not selected	293	1.41%	96.07%
	1	selected	12	0.06%	3.93%
	Total		305	1.47%	100%
Missing	6	refused	2	0.01%	
	7	legitimate skip	20435	98.51%	
	8	don't know	3	0.01%	
	Total		20,440	98.53%	

Valid	Invalid	Minimum	Maximum
305	20440	0	1



 H1J06E - S30Q6E FIRST SEX-DRUG-OTHER ILLEGAL-W1

Type	Code
Measurement Unit	numeric
H1J06E	6E. What kind of drugs had you been using [the first time you had sex] (You may choose more than one answer.): other illegal drugs

			Frequency	% of total	% of valid
Valid	0	not selected	262	1.26%	85.9%
	1	selected	43	0.21%	14.1%
Total			305	1.47%	100%
Missing	6	refused	2	0.01%	
	7	legitimate skip	20435	98.51%	
	8	don't know	3	0.01%	
Total			20,440	98.53%	

Valid	Invalid	Minimum	Maximum
305	20440	0	1

 H1J07 - S30Q7 MOST RECENT SEX-DRUG USE-W1

Type	Code
Measurement Unit	numeric
H1J07	7. The most recent time you had sexual intercourse, had you been using drugs?

			Frequency	% of total	% of valid
Valid	0	no	3565	17.18%	85.64%
	1	yes	453	2.18%	10.88%
	2	you have had sexual intercourse only once	145	0.7%	3.48%
Total			4,163	20.07%	100%
Missing	6	refused	15	0.07%	
	7	legitimate skip	16567	79.86%	
Total			16,582	79.93%	

Valid	Invalid	Minimum	Maximum
4163	16582	0	2

 H1J08A - S30Q8A LATEST SEX/DRUG-POT-W1

Type	Code
------	------

Measurement Unit	numeric
H1J08A	8A. What kind of drugs had you been using [the most recent time you had sex] (You may choose more than one answer.): marijuana

			Frequency	% of total	% of valid
Valid	0	not selected	43	0.21%	9.53%
	1	selected	408	1.97%	90.47%
	Total		451	2.17%	100%
Missing	6	refused	2	0.01%	
	7	legitimate skip	20292	97.82%	
	Total		20,294	97.83%	

Valid	Invalid	Minimum	Maximum
451	20294	0	1

### H1J08B - S30Q8B LATEST SEX/DRUG-CRACK-W1

Type	Code
Measurement Unit	numeric
H1J08B	8B. What kind of drugs had you been using [the most recent time you had sex] (You may choose more than one answer.): crack cocaine

			Frequency	% of total	% of valid
Valid	0	not selected	427	2.06%	94.68%
	1	selected	24	0.12%	5.32%
	Total		451	2.17%	100%
Missing	6	refused	2	0.01%	
	7	legitimate skip	20292	97.82%	
	Total		20,294	97.83%	

Valid	Invalid	Minimum	Maximum
451	20294	0	1

### H1J08C - S30Q8C LATEST SEX/DRUG-OTHER COKE-W1

Type	Code
Measurement Unit	numeric
H1J08C	8C. What kind of drugs had you been using [the most recent time you had sex] (You may choose more than one answer.): other types of cocaine, including freebase or powder

			Frequency	% of total	% of valid
--	--	--	-----------	------------	------------

Valid	0	not selected	420	2.02%	93.13%
	1	selected	31	0.15%	6.87%
		Total	451	2.17%	100%
Missing	6	refused	2	0.01%	
	7	legitimate skip	20292	97.82%	
		Total	20,294	97.83%	

Valid	Invalid	Minimum	Maximum
451	20294	0	1

### H1J08D - S30Q8D LATEST SEX/DRUGS-INHALANTS-W1

Type	Code
Measurement Unit	numeric
H1J08D	8D. What kind of drugs had you been using [the most recent time you had sex] (You may choose more than one answer.): inhalants, including glue or solvents

			Frequency	% of total	% of valid
Valid	0	not selected	441	2.13%	97.78%
	1	selected	10	0.05%	2.22%
		Total	451	2.17%	100%
Missing	6	refused	2	0.01%	
	7	legitimate skip	20292	97.82%	
		Total	20,294	97.83%	

Valid	Invalid	Minimum	Maximum
451	20294	0	1

### H1J08E - S30Q8E LATEST SEX/DRUG-OTHER ILLEGAL-W1

Type	Code
Measurement Unit	numeric
H1J08E	8E. What kind of drugs had you been using [the most recent time you had sex] (You may choose more than one answer.): other illegal drugs

			Frequency	% of total	% of valid
Valid	0	not selected	389	1.88%	86.25%
	1	selected	62	0.3%	13.75%
		Total	451	2.17%	100%
Missing	6	refused	2	0.01%	
	7	legitimate skip	20292	97.82%	

		Total	20,294	97.83%	
--	--	-------	--------	--------	--

Valid	Invalid	Minimum	Maximum
451	20294	0	1

### 

Type	Code
Measurement Unit	numeric
H1J09	9. Have you ever driven while drunk?

			Frequency	% of total	% of valid
Valid	0	no	10248	49.4%	88.43%
	1	yes	1341	6.46%	11.57%
Total			11,589	55.86%	100%
Missing	6	refused	14	0.07%	
	7	legitimate skip	9136	44.04%	
	8	don't know	6	0.03%	
Total			9,156	44.14%	

Valid	Invalid	Minimum	Maximum
11589	9156	0	1

### 

Type	Code
Measurement Unit	numeric
H1J010	10. Have you ever been drunk at school?

			Frequency	% of total	% of valid
Valid	0	no	10185	49.1%	87.87%
	1	yes	1406	6.78%	12.13%
Total			11,591	55.87%	100%
Missing	6	refused	14	0.07%	
	7	legitimate skip	9136	44.04%	
	8	don't know	4	0.02%	
Total			9,154	44.13%	

Valid	Invalid	Minimum	Maximum
11591	9154	0	1

###

Type	Code
Measurement Unit	numeric
H1JO11	11. In the past 12 months, have you ever gotten into a physical fight?

			Frequency	% of total	% of valid
Valid	0	no	7886	38.01%	68.06%
	1	yes	3701	17.84%	31.94%
	Total		11,587	55.85%	100%
Missing	6	refused	16	0.08%	
	7	legitimate skip	9136	44.04%	
	8	don't know	6	0.03%	
	Total		9,158	44.15%	

Valid	Invalid	Minimum	Maximum
11587	9158	0	1

### H1JO12 - S30Q12 LATEST FIGHT-DRINKING-W1

Type	Code
Measurement Unit	numeric
H1JO12	12. The most recent time you got into a fight, had you been drinking?

			Frequency	% of total	% of valid
Valid	0	no	3294	15.88%	89.03%
	1	yes	406	1.96%	10.97%
	Total		3,700	17.84%	100%
Missing	6	refused	1	0%	
	7	legitimate skip	17044	82.16%	
	Total		17,045	82.16%	

Valid	Invalid	Minimum	Maximum
3700	17045	0	1

### H1JO13 - S30Q13 LASTEST FIGHT-DRUNK-W1

Type	Code
Measurement Unit	numeric
H1JO13	13. The most recent time you got into a fight, were you drunk?

			Frequency	% of total	% of valid
Valid	0	no	169	0.81%	41.63%
	1	yes	237	1.14%	58.37%

		Total	406	1.96%	100%
Missing	7	legitimate skip	20339	98.04%	
		Total	20,339	98.04%	

Valid	Invalid	Minimum	Maximum
406	20339	0	1

### 

Type	Code
Measurement Unit	numeric
H1JO14	14. Have you ever drunk alcohol while carrying a weapon, such as a gun, knife, or club?

			Frequency	% of total	% of valid
Valid	0	no	10678	51.47%	92.15%
	1	yes	910	4.39%	7.85%
		Total	11,588	55.86%	100%
Missing	6	refused	16	0.08%	
	7	legitimate skip	9136	44.04%	
	8	don't know	5	0.02%	
		Total	9,157	44.14%	

Valid	Invalid	Minimum	Maximum
11588	9157	0	1

### 

Type	Code
Measurement Unit	numeric
H1JO15	15. Have you ever drunk alcohol while you were alone?

			Frequency	% of total	% of valid
Valid	0	no	8252	39.78%	71.22%
	1	yes	3334	16.07%	28.78%
		Total	11,586	55.85%	100%
Missing	6	refused	19	0.09%	
	7	legitimate skip	9136	44.04%	
	8	don't know	4	0.02%	
		Total	9,159	44.15%	

Valid	Invalid	Minimum	Maximum
-------	---------	---------	---------

11586	9159	0	1
-------	------	---	---

### H1JO16 - S30Q16 LAST DRINK ALCOHOL-ALONE?-W1

Type	Code
Measurement Unit	numeric
H1JO16	16. The most recent time you drank alcohol, were you alone?

			Frequency	% of total	% of valid
Valid	0	no	2496	12.03%	74.95%
	1	yes	834	4.02%	25.05%
	Total		3,330	16.05%	100%
Missing	6	refused	1	0%	
	7	legitimate skip	17411	83.93%	
	8	don't know	3	0.01%	
	Total		17,415	83.95%	

Valid	Invalid	Minimum	Maximum
3330	17415	0	1

### H1JO17 - S30Q17 DRINK ALCOHOL WHEN USING DRUGS-W1

Type	Code
Measurement Unit	numeric
H1JO17	17. Have you ever drunk alcohol when you were using drugs?

			Frequency	% of total	% of valid
Valid	0	no	3334	16.07%	60.43%
	1	yes	2183	10.52%	39.57%
	Total		5,517	26.59%	100%
Missing	6	refused	9	0.04%	
	7	legitimate skip	15215	73.34%	
	8	don't know	4	0.02%	
	Total		15,228	73.41%	

Valid	Invalid	Minimum	Maximum
5517	15228	0	1

### H1JO18A - S30Q18A DRINK/DRUGS-POT-W1

Type	Code
Measurement Unit	numeric

H1JO18A	18A. The most recent time you drank alcohol when you were using drugs, what kind of drugs were you using (You may choose more than one answer.): marijuana
---------	---

			Frequency	% of total	% of valid
Valid	0	not selected	110	0.53%	5.06%
	1	selected	2062	9.94%	94.94%
Total			2,172	10.47%	100%
Missing	6	refused	8	0.04%	
	7	legitimate skip	18562	89.48%	
	8	don't know	3	0.01%	
Total			18,573	89.53%	

Valid	Invalid	Minimum	Maximum
2172	18573	0	1

### H1JO18B - S30Q18B DRINK/DRUGS-CRACK-W1

Type	Code
Measurement Unit	numeric
H1JO18B	18B. The most recent time you drank alcohol when you were using drugs, what kind of drugs were you using (You may choose more than one answer.): crack cocaine

			Frequency	% of total	% of valid
Valid	0	not selected	2100	10.12%	96.69%
	1	selected	72	0.35%	3.31%
Total			2,172	10.47%	100%
Missing	6	refused	8	0.04%	
	7	legitimate skip	18562	89.48%	
	8	don't know	3	0.01%	
Total			18,573	89.53%	

Valid	Invalid	Minimum	Maximum
2172	18573	0	1

### H1JO18C - S30Q18C DRINK/DRUGS-OTHER COKE-W1

Type	Code
Measurement Unit	numeric
H1JO18C	18C. The most recent time you drank alcohol when you were using drugs, what kind of drugs were you using (You may choose more than one answer.): other types of cocaine, including freebase or powder



			Frequency	% of total	% of valid
Valid	0	not selected	2093	10.09%	96.36%
	1	selected	79	0.38%	3.64%
Total			2,172	10.47%	100%
Missing	6	refused	8	0.04%	
	7	legitimate skip	18562	89.48%	
	8	don't know	3	0.01%	
Total			18,573	89.53%	

Valid	Invalid	Minimum	Maximum
2172	18573	0	1

### H1J018D - S30Q18D DRINK/DRUGS-INHALANTS-W1

Type	Code
Measurement Unit	numeric
H1J018D	18D. The most recent time you drank alcohol when you were using drugs, what kind of drugs were you using (You may choose more than one answer.): inhalants, including glue or solvents

			Frequency	% of total	% of valid
Valid	0	not selected	2123	10.23%	97.74%
	1	selected	49	0.24%	2.26%
Total			2,172	10.47%	100%
Missing	6	refused	8	0.04%	
	7	legitimate skip	18562	89.48%	
	8	don't know	3	0.01%	
Total			18,573	89.53%	

Valid	Invalid	Minimum	Maximum
2172	18573	0	1

### H1J018E - S30Q18E DRINK/DRUGS-OTHER ILLEGAL-W1

Type	Code
Measurement Unit	numeric
H1J018E	18E. The most recent time you drank alcohol when you were using drugs, what kind of drugs were you using (You may choose more than one answer.): other illegal drugs

			Frequency	% of total	% of valid
Valid	0	not selected	1908	9.2%	87.85%
	1	selected	264	1.27%	12.15%

		Total	2,172	10.47%	100%
Missing	6	refused	8	0.04%	
	7	legitimate skip	18562	89.48%	
	8	don't know	3	0.01%	
		Total	18,573	89.53%	

Valid	Invalid	Minimum	Maximum
2172	18573	0	1

### 

Type	Code
Measurement Unit	numeric
H1JO19	19. Have you ever driven while high on drugs?

			Frequency	% of total	% of valid
Valid	0	no	4980	24.01%	78.4%
	1	yes	1372	6.61%	21.6%
		Total	6,352	30.62%	100%
Missing	6	refused	12	0.06%	
	7	legitimate skip	14379	69.31%	
	8	don't know	2	0.01%	
		Total	14,393	69.38%	

Valid	Invalid	Minimum	Maximum
6352	14393	0	1

### 

Type	Code
Measurement Unit	numeric
H1JO20	20. Have you ever been high on drugs at school?

			Frequency	% of total	% of valid
Valid	0	no	4106	19.79%	64.65%
	1	yes	2245	10.82%	35.35%
		Total	6,351	30.61%	100%
Missing	6	refused	11	0.05%	
	7	legitimate skip	14379	69.31%	
	8	don't know	4	0.02%	
		Total	14,394	69.39%	

Valid	Invalid	Minimum	Maximum
6351	14394	0	1

### 

Type	Code
Measurement Unit	numeric
H1JO21	21. Have you ever gotten into a fight when you had been using drugs?

			Frequency	% of total	% of valid
Valid	0	no	5637	27.17%	88.74%
	1	yes	715	3.45%	11.26%
	Total		6,352	30.62%	100%
Missing	6	refused	10	0.05%	
	7	legitimate skip	14379	69.31%	
	8	don't know	4	0.02%	
	Total		14,393	69.38%	

Valid	Invalid	Minimum	Maximum
6352	14393	0	1

### 

Type	Code
Measurement Unit	numeric
H1JO22A	22A. The most recent time you got into a fight when you had been using drugs, what kind of drugs had you been using (You may choose more than one answer.): marijuana

			Frequency	% of total	% of valid
Valid	0	not selected	94	0.45%	13.31%
	1	selected	612	2.95%	86.69%
	Total		706	3.4%	100%
Missing	6	refused	4	0.02%	
	7	legitimate skip	20030	96.55%	
	8	don't know	5	0.02%	
	Total		20,039	96.6%	

Valid	Invalid	Minimum	Maximum
706	20039	0	1

###

Type	Code
Measurement Unit	numeric
H1JO22B	22B. The most recent time you got into a fight when you had been using drugs, what kind of drugs had you been using (You may choose more than one answer.): crack cocaine

			Frequency	% of total	% of valid
Valid	0	not selected	665	3.21%	94.19%
	1	selected	41	0.2%	5.81%
Total			706	3.4%	100%
Missing	6	refused	4	0.02%	
	7	legitimate skip	20030	96.55%	
	8	don't know	5	0.02%	
Total			20,039	96.6%	

Valid	Invalid	Minimum	Maximum
706	20039	0	1

### H1JO22C - S30Q22C LATEST FIGHT/DRUGS-OTHER COKE-W1

Type	Code
Measurement Unit	numeric
H1JO22C	22C. The most recent time you got into a fight when you had been using drugs, what kind of drugs had you been using (You may choose more than one answer.): other types of cocaine, including freebase or powder

			Frequency	% of total	% of valid
Valid	0	not selected	666	3.21%	94.33%
	1	selected	40	0.19%	5.67%
Total			706	3.4%	100%
Missing	6	refused	4	0.02%	
	7	legitimate skip	20030	96.55%	
	8	don't know	5	0.02%	
Total			20,039	96.6%	

Valid	Invalid	Minimum	Maximum
706	20039	0	1

### H1JO22D - S30Q22D LATEST FIGHT/DRUGS-INHALANTS-W1

Type	Code
Measurement Unit	numeric

H1JO22D	22D. The most recent time you got into a fight when you had been using drugs, what kind of drugs had you been using (You may choose more than one answer.): inhalants, including glue or solvents
---------	---

			Frequency	% of total	% of valid
Valid	0	not selected	685	3.3%	97.03%
	1	selected	21	0.1%	2.97%
Total			706	3.4%	100%
Missing	6	refused	4	0.02%	
	7	legitimate skip	20030	96.55%	
	8	don't know	5	0.02%	
Total			20,039	96.6%	

Valid	Invalid	Minimum	Maximum
706	20039	0	1

### H1JO22E - S30Q22E LATEST FIGHT/DRUGS-OTH ILLEG-W1

Type	Code
Measurement Unit	numeric
H1JO22E	22E. The most recent time you got into a fight when you had been using drugs, what kind of drugs had you been using (You may choose more than one answer.): other illegal drugs

			Frequency	% of total	% of valid
Valid	0	not selected	597	2.88%	84.56%
	1	selected	109	0.53%	15.44%
Total			706	3.4%	100%
Missing	6	refused	4	0.02%	
	7	legitimate skip	20030	96.55%	
	8	don't know	5	0.02%	
Total			20,039	96.6%	

Valid	Invalid	Minimum	Maximum
706	20039	0	1

### H1JO23 - S30Q23 USE DRUGS WHILE CARRY WEAPONS-W1

Type	Code
Measurement Unit	numeric
H1JO23	23. Have you ever used drugs while carrying a weapon, such as a gun, knife, or club?

			Frequency	% of total	% of valid
Valid	0	no	5658	27.27%	89.09%
	1	yes	693	3.34%	10.91%
Total			6,351	30.61%	100%
Missing	6	refused	11	0.05%	
	7	legitimate skip	14379	69.31%	
	8	don't know	4	0.02%	
Total			14,394	69.39%	

Valid	Invalid	Minimum	Maximum
6351	14394	0	1

### H1J024 - S30Q24 ALONE FIRST DRUG USE-W1

Type	Code
Measurement Unit	numeric
H1J024	24. Were you alone the first time you used drugs?

			Frequency	% of total	% of valid
Valid	0	no	5813	28.02%	91.92%
	1	yes	511	2.46%	8.08%
Total			6,324	30.48%	100%
Missing	6	refused	24	0.12%	
	7	legitimate skip	14379	69.31%	
	8	don't know	18	0.09%	
Total			14,421	69.52%	

Valid	Invalid	Minimum	Maximum
6324	14421	0	1

### H1J025 - S30Q25 CARRY WEAPON AT SCHOOL-W1

Type	Code
Measurement Unit	numeric
H1J025	25. Have you ever carried a weapon at school?

			Frequency	% of total	% of valid
Valid	0	no	18582	89.57%	90.36%
	1	yes	1982	9.55%	9.64%
Total			20,564	99.13%	100%

Missing	6	refused	124	0.6%	
	8	don't know	55	0.27%	
	9	not applicable	2	0.01%	
		Total	181	0.87%	

Valid	Invalid	Minimum	Maximum
20564	181	0	1

### H1JO26 - S30Q26 USE A WEAPON IN A FIGHT-W1

Type	Code
Measurement Unit	numeric
H1JO26	26. Have you ever used a weapon in a fight?

			Frequency	% of total	% of valid
Valid	0	no	19252	92.8%	93.57%
	1	yes	1322	6.37%	6.43%
		Total	20,574	99.18%	100%
Missing	6	refused	115	0.55%	
	8	don't know	54	0.26%	
	9	not applicable	2	0.01%	
		Total	171	0.82%	

Valid	Invalid	Minimum	Maximum
20574	171	0	1

### H1FV1 - S31Q1 SAW SHOOTING/STABBING OF PERSON-W1

Type	Code
Measurement Unit	numeric
H1FV1	1. During the past 12 months, how often did the following happen? You saw someone shoot or stab another person.

			Frequency	% of total	% of valid
Valid	0	never	17890	86.24%	87.01%
	1	once	1938	9.34%	9.43%
	2	more than once	733	3.53%	3.57%
		Total	20,561	99.11%	100%
Missing	6	refused	123	0.59%	
	8	don't know	59	0.28%	
	9	not applicable	2	0.01%	
		Total	184	0.89%	

Valid	Invalid	Minimum	Maximum
20561	184	0	2

### H1FV2 - S31Q2 HAD KNIFE/GUN PULLED ON YOU-W1

Type	Code
Measurement Unit	numeric
H1FV2	2. During the past 12 months, how often did the following happen? Someone pulled a knife or gun on you.

			Frequency	% of total	% of valid
Valid	0	never	17812	85.86%	86.58%
	1	once	2167	10.45%	10.53%
	2	more than once	594	2.86%	2.89%
		Total	20,573	99.17%	100%
Missing	6	refused	118	0.57%	
	8	don't know	52	0.25%	
	9	not applicable	2	0.01%	
		Total	172	0.83%	

Valid	Invalid	Minimum	Maximum
20573	172	0	2

### H1FV3 - S31Q3 SOMEONE SHOT YOU-W1

Type	Code
H1FV3	3. During the past 12 months, how often did the following happen? Someone shot you.

			Frequency	% of total	% of valid
Valid	0	never	20300	97.85%	98.64%
	1	once	240	1.16%	1.17%
	2	more than once	39	0.19%	0.19%
		Total	20,579	99.2%	100%
Missing	6	refused	113	0.54%	
	8	don't know	51	0.25%	
	9	not applicable	2	0.01%	
		Total	166	0.8%	

Valid	Invalid	Minimum	Maximum
20579	166	0	2



 H1FV4 - S31Q4 SOMEONE STABBED YOU-W1

Type	Code
Measurement Unit	numeric
H1FV4	4. During the past 12 months, how often did each of the following things happen? Someone cut or stabbed you.

			Frequency	% of total	% of valid
Valid	0	never	19530	94.14%	94.89%
	1	once	910	4.39%	4.42%
	2	more than once	141	0.68%	0.69%
Total			20,581	99.21%	100%
Missing	6	refused	111	0.54%	
	8	don't know	51	0.25%	
	9	not applicable	2	0.01%	
Total			164	0.79%	


Valid	Invalid	Minimum	Maximum
20581	164	0	2

 H1FV5 - S31Q5 GOT INTO A PHYSICAL FIGHT-W1

Type	Code
Measurement Unit	numeric
H1FV5	5. During the past 12 months, how often did each of the following things happen? You got into a physical fight.

			Frequency	% of total	% of valid
Valid	0	never	13821	66.62%	67.18%
	1	once	3919	18.89%	19.05%
	2	more than once	2832	13.65%	13.77%
Total			20,572	99.17%	100%
Missing	6	refused	115	0.55%	
	8	don't know	56	0.27%	
	9	not applicable	2	0.01%	
Total			173	0.83%	

Valid	Invalid	Minimum	Maximum
20572	173	0	2

 H1FV6 - S31Q6 WERE JUMPED-W1

Type	Code
Measurement Unit	numeric
H1FV6	6. During the past 12 months, how often did the following happen? You were jumped.

			Frequency	% of total	% of valid
Valid	0	never	18110	87.3%	88.02%
	1	once	1900	9.16%	9.23%
	2	more than once	564	2.72%	2.74%
		Total	20,574	99.18%	100%
Missing	6	refused	112	0.54%	
	8	don't know	57	0.27%	
	9	not applicable	2	0.01%	
		Total	171	0.82%	

Valid	Invalid	Minimum	Maximum
20574	171	0	2

### H1FV7 - S31Q7 PULLED A KNIFE/GUN ON SOMEONE-W1

Type	Code
Measurement Unit	numeric
H1FV7	7. During the past 12 months, how often did the following happen? You pulled a knife or gun on someone.

			Frequency	% of total	% of valid
Valid	0	never	19574	94.36%	95.12%
	1	once	706	3.4%	3.43%
	2	more than once	298	1.44%	1.45%
		Total	20,578	99.19%	100%
Missing	6	refused	112	0.54%	
	8	don't know	53	0.26%	
	9	not applicable	2	0.01%	
		Total	167	0.81%	

Valid	Invalid	Minimum	Maximum
20578	167	0	2

### H1FV8 - S31Q8 SHOT/STABBED SOMEONE-W1

Type	Code
Measurement Unit	numeric

H1FV8	8. During the past 12 months, how often did the following happen? You shot or stabbed someone.
-------	--

			Frequency	% of total	% of valid
Valid	0	never	20161	97.18%	98.02%
	1	once	274	1.32%	1.33%
	2	more than once	133	0.64%	0.65%
		Total	20,568	99.15%	100%
Missing	6	refused	121	0.58%	
	8	don't know	54	0.26%	
	9	not applicable	2	0.01%	
		Total	177	0.85%	

Valid	Invalid	Minimum	Maximum
20568	177	0	2

### H1FV9 - S31Q9 CARRY WEAPON TO SCHOOL-W1

Type	Code
Measurement Unit	numeric
H1FV9	9. During the past 30 days, on how many days did you carry a weapon-such as a gun, knife, or club-to school?

			Frequency	% of total	% of valid
Valid	0	none	19393	93.48%	94.3%
	1	1 day	463	2.23%	2.25%
	2	2 or 3 days	259	1.25%	1.26%
	3	4 or 5 days	101	0.49%	0.49%
	4	6 or more days	350	1.69%	1.7%
		Total	20,566	99.14%	100%
Missing	6	refused	119	0.57%	
	8	don't know	56	0.27%	
	9	not applicable	4	0.02%	
		Total	179	0.86%	

Valid	Invalid	Minimum	Maximum
20566	179	0	4

### H1FV10 - S31Q10 FAVORITE SCHOOL WEAPON-W1

Type	Code
Measurement Unit	numeric

H1FV10	10. During the past 30 days, what one kind of weapon did you carry most often to school?
--------	--

			Frequency	% of total	% of valid
Valid	1	a handgun	182	0.88%	15.68%
	2	other kind of gun- rifle, shotgun, etc.	37	0.18%	3.19%
	3	a club, stick, bat or pipe	77	0.37%	6.63%
	4	a knife or razor	751	3.62%	64.69%
	5	some other kind of weapon	114	0.55%	9.82%
		Total	1,161	5.6%	100%
Missing	6	refused	4	0.02%	
	7	legitimate skip	19572	94.35%	
	8	don't know	8	0.04%	
		Total	19,584	94.4%	

Valid	Invalid	Minimum	Maximum
1161	19584	1	5

### H1FV11 - S31Q11 LAST FIGHT-WHO-W1

Type	Code
Measurement Unit	numeric
H1FV11	11. The last time you were in a physical fight, with whom did you fight?

			Frequency	% of total	% of valid
Valid	1	a total stranger	3263	15.73%	15.9%
	2	a friend or someone you knew	5594	26.97%	27.25%
	3	a {GIRLFRIEND/BOYFRIEND} or date	252	1.21%	1.23%
	4	a parent, brother, sister, or other family member	1319	6.36%	6.43%
	5	someone not listed above	1377	6.64%	6.71%
	6	more than one of the persons listed above	399	1.92%	1.94%
	7	never fought	8322	40.12%	40.54%
		Total	20,526	98.94%	100%
Missing	96	refused	148	0.71%	
	98	don't know	68	0.33%	
	99	not applicable	3	0.01%	
		Total	219	1.06%	

Valid	Invalid	Minimum	Maximum
-------	---------	---------	---------

20526	219	1	7
-------	-----	---	---

### H1FV12 - S31Q12 LAST FIGHT-WHERE-W1

Type	Code
Measurement Unit	numeric
H1FV12	12. The last time you were in a physical fight, where did it occur?

			Frequency	% of total	% of valid
Valid	1	at school	5189	25.01%	42.81%
	2	at your neighborhood	2149	10.36%	17.73%
	3	at home	1708	8.23%	14.09%
	4	at work	74	0.36%	0.61%
	5	someplace else	3001	14.47%	24.76%
		Total	12,121	58.43%	100%
Missing	6	refused	35	0.17%	
	7	legitimate skip	8538	41.16%	
	8	don't know	47	0.23%	
	9	not applicable	4	0.02%	
		Total	8,624	41.57%	

Valid	Invalid	Minimum	Maximum
12121	8624	1	5

### H1FV13 - S31Q13 FREQ-SERIOUS INJURY FROM FIGHT-W1

Type	Numeric (Double)
H1FV13	13. During the past 12 months, how many times were you in a physical fight in which you were injured and had to be treated by a doctor or nurse?

			Frequency	% of total	% of valid
Missing	.	missing	5	0.02%	
	996	refused	38	0.18%	
	997	legitimate skip	8538	41.16%	
	998	don't know	77	0.37%	
	999	not applicable	4	0.02%	
		Total	8,662	41.75%	

Valid	Invalid	Minimum	Maximum	Mean	StdDev
12083	8662	0	365	0.6538111...	8.9073794...

### H1FV14M - S31Q14M MO-LAST SERIOUS FIGHT INJURY-W1

Type	Code
Measurement Unit	numeric
H1FV14M	14M. In what month [and year] were you most recently injured in a fight badly enough that you had to be treated by a doctor or a nurse?

			Frequency	% of total	% of valid
Valid	0	never treated	10201	49.17%	90.77%
	1	January	293	1.41%	2.61%
	2	February	102	0.49%	0.91%
	3	March	108	0.52%	0.96%
	4	April	116	0.56%	1.03%
	5	May	121	0.58%	1.08%
	6	June	82	0.4%	0.73%
	7	July	67	0.32%	0.6%
	8	August	48	0.23%	0.43%
	9	September	89	0.43%	0.79%
	10	October to December	11	0.05%	0.1%
		Total	11,238	54.17%	100%
Missing	.	missing	3	0.01%	
	96	refused	170	0.82%	
	97	legitimate skip	8538	41.16%	
	98	don't know	779	3.76%	
	99	not applicable	17	0.08%	
		Total	9,507	45.83%	

Valid	Invalid	Minimum	Maximum
11238	9507	0	10

### H1FV14Y - S31Q14Y YR-LAST SERIOUS FIGHT INJURY-W1

Type	Code
Measurement Unit	numeric
H1FV14Y	14Y. In what [month and] year were you most recently injured in a fight badly enough that you had to be treated by a doctor or a nurse?

			Frequency	% of total	% of valid
--	--	--	-----------	------------	------------

Valid	0	never treated	10110	48.73%	90.07%
	80	1977 to 1980	12	0.06%	0.11%
	87	1981 to 1987	15	0.07%	0.13%
	88	1988	10	0.05%	0.09%
	89	1989	17	0.08%	0.15%
	90	1990	45	0.22%	0.4%
	91	1991	37	0.18%	0.33%
	92	1992	51	0.25%	0.45%
	93	1993	109	0.53%	0.97%
	94	1994	306	1.48%	2.73%
	95	1995	512	2.47%	4.56%
		Total	11,224	54.1%	100%
Missing	.	missing	3	0.01%	
	96	refused	179	0.86%	
	97	legitimate skip	8538	41.16%	
	98	don't know	785	3.78%	
	99	not applicable	16	0.08%	
		Total	9,521	45.9%	

Valid	Invalid	Minimum	Maximum
11224	9521	0	95

### H1MP1 - S32AQ1 HAIR UNDER ARMS-W1

Type	Code
Measurement Unit	numeric
H1MP1	1. How much hair is under your arms now? Which sentence best describes you?

			Frequency	% of total	% of valid
Valid	1	I have no hair at all	559	2.69%	5.57%
	2	I have a little hair	1763	8.5%	17.57%
	3	I have some hair, but not a lot; it has spread out since it first started growing and is thicker	4065	19.6%	40.51%
	4	I have a lot of hair that is thick	2870	13.83%	28.6%
	5	I have a whole lot of hair that is very thick, as much hair as a grown man	777	3.75%	7.74%
		Total	10,034	48.37%	100%

Missing	6	refused	145	0.7%	
	7	legitimate skip	10482	50.53%	
	8	don't know	79	0.38%	
	9	not applicable	5	0.02%	
		Total	10,711	51.63%	

Valid	Invalid	Minimum	Maximum
10034	10711	1	5

### H1MP2 - S32AQ2 THICKNESS OF FACIAL HAIR-W1

Type	Code
Measurement Unit	numeric
H1MP2	2. How thick is the hair on your face? Which sentence best describes you?

			Frequency	% of total	% of valid
Valid	1	I have a few scattered hairs, but the growth is not thick	4710	22.7%	46.93%
	2	the hair is somewhat thick, but you can still see a lot of skin under it	3783	18.24%	37.69%
	3	the hair is thick; you can't see much skin under it	1057	5.1%	10.53%
	4	the hair is very thick, like a grown man's facial hair	486	2.34%	4.84%
		Total	10,036	48.38%	100%
Missing	6	refused	136	0.66%	
	7	legitimate skip	10482	50.53%	
	8	don't know	87	0.42%	
	9	not applicable	4	0.02%	
		Total	10,709	51.62%	

Valid	Invalid	Minimum	Maximum
10036	10709	1	4

### H1MP3 - S32AQ3 VOICE LOWER THAN IN GRADE SCH-W1

Type	Code
Measurement Unit	numeric
H1MP3	3. Is your voice lower now than it was when you were in grade school?

	Frequency	% of total	% of valid
--	-----------	------------	------------



Valid	1	no, it is about the same as when you were in grade school	1540	7.42%	15.34%
	2	yes, it is a little lower than when you were in grade school	1432	6.9%	14.26%
	3	yes, it is somewhat lower than when you were in grade school	2084	10.05%	20.75%
	4	yes, it is a lot lower than when you were in grade school	3103	14.96%	30.9%
	5	yes, it is a whole lot lower than when you were in grade school; it is as low as an adult man's voice	1882	9.07%	18.74%
		Total	10,041	48.4%	100%
Missing	6	refused	112	0.54%	
	7	legitimate skip	10482	50.53%	
	8	don't know	106	0.51%	
	9	not applicable	4	0.02%	
		Total	10,704	51.6%	

Valid	Invalid	Minimum	Maximum
10041	10704	1	5

H1MP4 - S32AQ4 RELATIVE PHYSICAL DEVELOPMENT-W1	
Type	Code
Measurement Unit	numeric
H1MP4	4. How advanced is your physical development compared to other boys your age?

			Frequency	% of total	% of valid
Valid	1	I look younger than most	1156	5.57%	11.47%
	2	I look younger than some	1234	5.95%	12.24%
	3	I look about average	3930	18.94%	38.99%
	4	I look older than some	2454	11.83%	24.35%
	5	I look older than most	1306	6.3%	12.96%
		Total	10,080	48.59%	100%
Missing	6	refused	106	0.51%	
	7	legitimate skip	10482	50.53%	
	8	don't know	73	0.35%	
	9	not applicable	4	0.02%	
		Total	10,665	51.41%	

Valid	Invalid	Minimum	Maximum

10080	10665	1	5
-------	-------	---	---

### 

Type	Code
Measurement Unit	numeric
H1FP1	1. As a girl grows up her breasts develop and get bigger. Which sentence best describes you?

			Frequency	% of total	% of valid
Valid	1	my breasts are about the same size as when I was in grade school	564	2.72%	5.51%
	2	my breasts are a little bigger than when I was in grade school	1786	8.61%	17.46%
	3	my breasts are somewhat bigger than when I was in grade school	3315	15.98%	32.41%
	4	my breasts are a lot bigger than when I was in grade school	2865	13.81%	28.01%
	5	my breasts are a whole lot bigger than when I was in grade school, they are as developed as a grown woman's breasts	1697	8.18%	16.59%
		Total	10,227	49.3%	100%
Missing	6	refused	173	0.83%	
	7	legitimate skip	10265	49.48%	
	8	don't know	77	0.37%	
	9	not applicable	3	0.01%	
		Total	10,518	50.7%	

Valid	Invalid	Minimum	Maximum
10227	10518	1	5

### 

Type	Code
Measurement Unit	numeric
H1FP2	2. As a girl grows up her body becomes more curved. Which sentence best describes you?

			Frequency	% of total	% of valid
--	--	--	-----------	------------	------------

Valid	1	my body is about as curvy as when I was in grade school	590	2.84%	5.75%
	2	my body is a little more curvy than when I was in grade school	1527	7.36%	14.89%
	3	my body is somewhat more curvy than when I was in grade school	3370	16.24%	32.87%
	4	my body is a lot more curvy than when I was in grade school	3167	15.27%	30.89%
	5	my body is a whole lot more curvy than when I was in grade school	1600	7.71%	15.6%
		Total	10,254	49.43%	100%
Missing	6	refused	135	0.65%	
	7	legitimate skip	10265	49.48%	
	8	don't know	88	0.42%	
	9	not applicable	3	0.01%	
		Total	10,491	50.57%	

Valid	Invalid	Minimum	Maximum
10254	10491	1	5

### H1FP3 - S32BQ3 EVER MENSTRUATED-W1

Type	Code
Measurement Unit	numeric
H1FP3	3. Have you ever had a menstrual period (menstruated)?

			Frequency	% of total	% of valid
Valid	0	no	870	4.19%	8.41%
	1	yes	9473	45.66%	91.59%
		Total	10,343	49.86%	100%
Missing	6	refused	78	0.38%	
	7	legitimate skip	10265	49.48%	
	8	don't know	57	0.27%	
	9	not applicable	2	0.01%	
		Total	10,402	50.14%	

Valid	Invalid	Minimum	Maximum
10343	10402	0	1

### H1FP4 - S32BQ4 MENSTR-AGE FIRST PERIOD-W1

Type	Code
Measurement Unit	numeric
H1FP4	4. How old were you when you had your very first menstrual period?

			Frequency	% of total	% of valid
Valid	7	seven years old and younger	15	0.07%	0.16%
	8	eight years old	38	0.18%	0.4%
	9	nine years old	286	1.38%	3.04%
	10	ten years old	664	3.2%	7.07%
	11	eleven years old	1864	8.99%	19.84%
	12	twelve years old	3037	14.64%	32.33%
	13	thirteen years old	2310	11.14%	24.59%
	14	fourteen years old	848	4.09%	9.03%
	15	fifteen years old	259	1.25%	2.76%
	16	sixteen years old	63	0.3%	0.67%
	17	seventeen years old and older	9	0.04%	0.1%
		Total	9,393	45.28%	100%
Missing	.	missing	1	0%	
	96	refused	16	0.08%	
	97	legitimate skip	11272	54.34%	
	98	don't know	63	0.3%	
		Total	11,352	54.72%	

Valid	Invalid	Minimum	Maximum
9393	11352	7	17

H1FP5M - S32BQ5M MENSTR-MO-LAST PERIOD-W1	
Type	Code
Measurement Unit	numeric
H1FP5M	5M. On what month [and day] did your most recent period begin?

			Frequency	% of total	% of valid
--	--	--	-----------	------------	------------

Valid	1	January	164	0.79%	2.01%
	2	February	121	0.58%	1.48%
	3	March	178	0.86%	2.18%
	4	April	898	4.33%	11%
	5	May	1952	9.41%	23.92%
	6	June	1750	8.44%	21.45%
	7	July	1356	6.54%	16.62%
	8	August	912	4.4%	11.18%
	9	September	434	2.09%	5.32%
	10	October	183	0.88%	2.24%
	11	November	98	0.47%	1.2%
	12	December	114	0.55%	1.4%
		Total	8,160	39.33%	100%
Missing	.	missing	5	0.02%	
	96	refused	108	0.52%	
	97	legitimate skip	11272	54.34%	
	98	don't know	1199	5.78%	
	99	not applicable	1	0%	
		Total	12,585	60.67%	

Valid	Invalid	Minimum	Maximum
8160	12585	1	12

### H1FP5D - S32BQ5D MENSTR-DAY-LAST PERIOD-W1

Type	Code
Measurement Unit	numeric
H1FP5D	5D. On what [month and] day did your most recent period begin?

	Frequency	% of total	% of valid
--	-----------	------------	------------

Valid	1	1st	439	2.12%	5.52%
	2	2nd	283	1.36%	3.56%
	3	3rd	274	1.32%	3.45%
	4	4th	226	1.09%	2.84%
	5	5th	352	1.7%	4.43%
	6	6th	240	1.16%	3.02%
	7	7th	246	1.19%	3.1%
	8	8th	224	1.08%	2.82%
	9	9th	229	1.1%	2.88%
	10	10th	342	1.65%	4.3%
	11	11th	207	1%	2.6%
	12	12th	414	2%	5.21%
	13	13th	246	1.19%	3.1%
	14	14th	290	1.4%	3.65%
	15	15th	425	2.05%	5.35%
	16	16th	201	0.97%	2.53%
	17	17th	265	1.28%	3.33%
	18	18th	227	1.09%	2.86%
	19	19th	206	0.99%	2.59%
	20	20th	366	1.76%	4.61%
	21	21st	260	1.25%	3.27%
	22	22nd	227	1.09%	2.86%
	23	23rd	269	1.3%	3.38%
	24	24th	221	1.07%	2.78%
	25	25th	301	1.45%	3.79%
	26	26th	190	0.92%	2.39%
	27	27th	192	0.93%	2.42%
	28	28th	242	1.17%	3.05%
	29	29th	148	0.71%	1.86%
	30	30th	130	0.63%	1.64%
	31	31st	65	0.31%	0.82%
		Total	7,947	38.31%	100%
Missing	.	missing	5	0.02%	
	96	refused	123	0.59%	
	97	legitimate skip	11272	54.34%	
	98	don't know	1396	6.73%	
	99	not applicable	2	0.01%	
		Total	12,798	61.69%	

Valid	Invalid	Minimum	Maximum
7947	12798	1	31

 H1FP6 - S32BQ6 RELATIVE PHYSICAL DEVELOPMENT-W1

Type	Code
Measurement Unit	numeric
H1FP6	6. How advanced is your physical development compared to other girls your age?

			Frequency	% of total	% of valid
Valid	1	I look younger than most	1013	4.88%	9.8%
	2	I look younger than some	1136	5.48%	10.99%
	3	I look about average	4024	19.4%	38.91%
	4	I look older than some	2895	13.96%	28%
	5	I look older than most	1273	6.14%	12.31%
		Total	10,341	49.85%	100%
Missing	6	refused	78	0.38%	
	7	legitimate skip	10265	49.48%	
	8	don't know	59	0.28%	
	9	not applicable	2	0.01%	
		Total	10,404	50.15%	

Valid	Invalid	Minimum	Maximum
10341	10404	1	5

 H1FP7 - S32BQ7 EVER BEEN PREGNANT-W1

Type	Code
Measurement Unit	numeric
H1FP7	7. Have you ever been pregnant?

			Frequency	% of total	% of valid
Valid	0	no	3167	15.27%	79.99%
	1	yes	792	3.82%	20.01%
		Total	3,959	19.08%	100%
Missing	6	refused	23	0.11%	
	7	legitimate skip	16757	80.78%	
	8	don't know	6	0.03%	
		Total	16,786	80.92%	

Valid	Invalid	Minimum	Maximum
3959	16786	0	1

 H1FP8 - S32BQ8 NUMBER OF PREGNANCIES-W1

Type	Code
Measurement Unit	numeric
H1FP8	8. How many times have you been pregnant?

			Frequency	% of total	% of valid
Valid	1	1 time	645	3.11%	82.27%
	2	2 times	108	0.52%	13.78%
	3	3 times	17	0.08%	2.17%
	4	4 or more times	14	0.07%	1.79%
		Total	784	3.78%	100%
Missing	96	refused	2	0.01%	
	97	legitimate skip	19953	96.18%	
	98	don't know	5	0.02%	
	99	not applicable	1	0%	
		Total	19,961	96.22%	

Valid	Invalid	Minimum	Maximum
784	19961	1	4

 H1FP9M - S32BQ9M MOST RECENT PREG-MONTH-W1

Type	Code
Measurement Unit	numeric
H1FP9M	9M. In what month [and year] did your most recent pregnancy begin?

			Frequency	% of total	% of valid
Valid	1	January	68	0.33%	9.13%
	2	February	57	0.27%	7.65%
	3	March	71	0.34%	9.53%
	4	April	76	0.37%	10.2%
	5	May	75	0.36%	10.07%
	6	June	82	0.4%	11.01%
	7	July	35	0.17%	4.7%
	8	August	75	0.36%	10.07%
	9	September	42	0.2%	5.64%
	10	October	52	0.25%	6.98%
	11	November	53	0.26%	7.11%
	12	December	59	0.28%	7.92%
		Total	745	3.59%	100%



Missing	96	refused	9	0.04%	
	97	legitimate skip	19953	96.18%	
	98	don't know	37	0.18%	
	99	not applicable	1	0%	
		Total	20,000	96.41%	

Valid	Invalid	Minimum	Maximum
745	20000	1	12

### H1FP9Y - S32BQ9Y MOST RECENT PREG-YEAR-W1

Type	Code
Measurement Unit	numeric
H1FP9Y	9Y. In what [month and] year did your most recent pregnancy begin?

			Frequency	% of total	% of valid
Valid	91	1991 and before	19	0.09%	2.55%
	92	1992	43	0.21%	5.76%
	93	1993	104	0.5%	13.94%
	94	1994	321	1.55%	43.03%
	95	1995	259	1.25%	34.72%
		Total	746	3.6%	100%
Missing	96	refused	7	0.03%	
	97	legitimate skip	19953	96.18%	
	98	don't know	37	0.18%	
	99	not applicable	2	0.01%	
		Total	19,999	96.4%	

Valid	Invalid	Minimum	Maximum
746	19999	91	95

### H1FP10 - S32BQ10 BETW 1/1/94 & NOW-NO. PREGS-W1

Type	Code
Measurement Unit	numeric
H1FP10	10. Between January 1, 1994, and your most recent pregnancy, how many times have you been pregnant?

			Frequency	% of total	% of valid
Valid	0	none	22	0.11%	22.45%
	1	1 time	42	0.2%	42.86%
	2	2 times	24	0.12%	24.49%
	3	3 or more times	10	0.05%	10.2%

		Total	98	0.47%	100%
Missing	7	legitimate skip	20647	99.53%	
		Total	20,647	99.53%	

Valid	Invalid	Minimum	Maximum
98	20647	0	3

### H1FP11M1 - S32BQ11M\_1 PREG1-MONTH-W1

Type	Code
Measurement Unit	numeric
H1FP11M1	11M1. 1st Pregnancy: Since January 1, 1994, in what month [and year] did you {FIRST} get pregnant?

			Frequency	% of total	% of valid
Valid	1	January or February	13	0.06%	18.84%
	3	March	16	0.08%	23.19%
	4	April or May	8	0.04%	11.59%
	6	June	9	0.04%	13.04%
	7	July or August	8	0.04%	11.59%
	9	September or October	10	0.05%	14.49%
	11	November or December	5	0.02%	7.25%
		Total	69	0.33%	100%
Missing	97	legitimate skip	20669	99.63%	
	98	don't know	7	0.03%	
		Total	20,676	99.67%	

Valid	Invalid	Minimum	Maximum
69	20676	1	11

### H1FP11Y1 - S32BQ11M\_1 PREG1-YEAR-W1

Type	Code
Measurement Unit	numeric
H1FP11Y1	11Y1. 1st Pregnancy: Since January 1, 1994, in what [month and] year did you {FIRST} get pregnant?

			Frequency	% of total	% of valid
Valid	94	1994	53	0.26%	77.94%
	95	1995	15	0.07%	22.06%
		Total	68	0.33%	100%

Missing	97	legitimate skip	20669	99.63%	
	98	don't know	8	0.04%	
		Total	20,677	99.67%	

Valid	Invalid	Minimum	Maximum
68	20677	94	95

### H1FP12\_1 - S32BQ12\_1 PREG1-USE BIRTHCONTROL-W1

Type	Code
Measurement Unit	numeric
H1FP12_1	12_1. 1st Pregnancy: During {MONTH/YEAR} when you got pregnant, were you or your partner using any kind of birth control methods?

			Frequency	% of total	% of valid
Valid	0	no	62	0.3%	82.67%
	1	yes	13	0.06%	17.33%
		Total	75	0.36%	100%
Missing	7	legitimate skip	20669	99.63%	
	8	don't know	1	0%	
		Total	20,670	99.64%	


Valid	Invalid	Minimum	Maximum
75	20670	0	1

### H1FP13A1 - S32BQ13A\_1 PREG1 METHOD 1-W1

Type	Code
Measurement Unit	numeric
H1FP13A1	13A1. 1st Pregnancy: What method of birth control did you or your partner use?

			Frequency	% of total	% of valid
Valid	1	condoms (rubbers)	8	0.04%	61.54%
	2	withdrawal	1	0%	7.69%
	4	birth control pills	3	0.01%	23.08%
	11	Depo Provera	1	0%	7.69%
	Total	13	0.06%	100%	
Missing	97	legitimate skip	20732	99.94%	
		Total	20,732	99.94%	

Valid	Invalid	Minimum	Maximum
13	20732	1	11

 H1FP13B1 - S32BQ13B\_1 PREG1 METHOD 2-W1

Type	Code
Measurement Unit	numeric
H1FP13B1	13B1. 1st Pregnancy: What other method of birth control did you or your partner use?

			Frequency	% of total	% of valid
Valid	2	withdrawal	1	0%	7.69%
	4	birth control pills	2	0.01%	15.38%
	14	no other method	10	0.05%	76.92%
Total			13	0.06%	100%
Missing	97	legitimate skip	20732	99.94%	
	Total		20,732	99.94%	

Valid	Invalid	Minimum	Maximum
13	20732	2	14

 H1FP13C1 - S32BQ13C\_1 PREG1 METHOD 3-W1

Type	Code
Measurement Unit	numeric
H1FP13C1	13C1. 1st Pregnancy: What other method of birth control did you or your partner use?

			Frequency	% of total	% of valid
Valid	14	no other method	3	0.01%	100%
	Total		3	0.01%	100%
Missing	97	legitimate skip	20742	99.99%	
	Total		20,742	99.99%	

Valid	Invalid	Minimum	Maximum
3	20742	14	14

 H1FP14\_1 - S32BQ14\_1 PREG1 BIRTHCONTROL ALWAYS-W1

Type	Code
Measurement Unit	numeric
H1FP14_1	14_1. 1st Pregnancy: Did you or your partner use {THIS METHOD/AT LEAST ONE METHOD OF BIRTH CONTROL} every time you and he had sexual intercourse that month?

			Frequency	% of total	% of valid
Valid	0	no	8	0.04%	61.54%
	1	yes	5	0.02%	38.46%
Total			13	0.06%	100%
Missing	7	legitimate skip	20732	99.94%	
	Total		20,732	99.94%	

Valid	Invalid	Minimum	Maximum
13	20732	0	1

### H1FP15\_1 - S32BQ15\_1 PREG1 WANTED BABY-W1

Type	Code
Measurement Unit	numeric
H1FP15_1	15_1. 1st Pregnancy: Before you got pregnant, did you want to get pregnant by your partner at that time?

			Frequency	% of total	% of valid
Valid	1	definitely no	32	0.15%	42.11%
	2	probably no	9	0.04%	11.84%
	3	neither wanted nor didn't want	15	0.07%	19.74%
	4	probably yes	12	0.06%	15.79%
	5	definitely yes	8	0.04%	10.53%
Total			76	0.37%	100%
Missing	7	legitimate skip	20669	99.63%	
	Total		20,669	99.63%	

Valid	Invalid	Minimum	Maximum
76	20669	1	5

### H1FP17\_1 - S32BQ17\_1 PREG1 WANT TO MARRY PARTNER-W1

Type	Code
Measurement Unit	numeric
H1FP17_1	17_1. 1st Pregnancy: Did you want to marry him?

			Frequency	% of total	% of valid
Valid	0	no	39	0.19%	52%
	1	yes	32	0.15%	42.67%
	2	you didn't care	4	0.02%	5.33%
Total			75	0.36%	100%
Missing	7	legitimate skip	20670	99.64%	

	Total	20,670	99.64%	
--	-------	--------	--------	--

Valid	Invalid	Minimum	Maximum
75	20670	0	2

### H1FP20M1 - S32BQ20M\_1 PREG1 MO PREGNANCY ENDED-W1

Type	Code
Measurement Unit	numeric
H1FP20M1	20M1. 1st Pregnancy: In what month [and year] did this pregnancy end?

			Frequency	% of total	% of valid
Valid	1	January to March	12	0.06%	19.05%
	4	April	9	0.04%	14.29%
	5	May	7	0.03%	11.11%
	6	June	6	0.03%	9.52%
	7	July	8	0.04%	12.7%
	8	August or September	7	0.03%	11.11%
	10	October to December	14	0.07%	22.22%
		Total	63	0.3%	100%
Missing	97	legitimate skip	20669	99.63%	
	98	don't know or pregnancy has not ended	13	0.06%	
		Total	20,682	99.7%	

Valid	Invalid	Minimum	Maximum
63	20682	1	10

### H1FP20Y1 - S32BQ20Y\_1 PREG1 YR PREGNANCY ENDED-W1

Type	Code
Measurement Unit	numeric
H1FP20Y1	20Y1. 1st Pregnancy: In what [month and] year did this pregnancy end?

			Frequency	% of total	% of valid
Valid	94	1994	40	0.19%	66.67%
	95	1995	20	0.1%	33.33%
		Total	60	0.29%	100%
Missing	97	legitimate skip	20669	99.63%	
	98	don't know or pregnancy has not ended	16	0.08%	
		Total	20,685	99.71%	

Valid	Invalid	Minimum	Maximum
60	20685	94	95

### H1FP21\_1 - S32BQ21\_1 PREG1 PREGNANCY OUTCOME-W1

Type	Code
Measurement Unit	numeric
H1FP21_1	21_1. 1st Pregnancy: How did this pregnancy end?

			Frequency	% of total	% of valid
Valid	1	it has not ended; you are still pregnant	11	0.05%	14.47%
	2	a live birth	13	0.06%	17.11%
	4	still birth or miscarriage	27	0.13%	35.53%
	5	an abortion	25	0.12%	32.89%
		Total	76	0.37%	100%
Missing	7	legitimate skip	20669	99.63%	
		Total	20,669	99.63%	

Valid	Invalid	Minimum	Maximum
76	20669	1	5

### H1FP22\_1 - S32BQ22\_1 PREG1 DID YOU HAVE TWINS-W1

Type	Code
Measurement Unit	numeric
H1FP22_1	22_1. 1st Pregnancy: Did you have twins?

			Frequency	% of total	% of valid
Valid	0	no	13	0.06%	100%
		Total	13	0.06%	100%
Missing	7	legitimate skip	20732	99.94%	
		Total	20,732	99.94%	

Valid	Invalid	Minimum	Maximum
13	20732	0	0

### H1FP23A1 - S32BQ23A\_1 PREG1A PLACED FOR ADOPT-W1

Type	Code
Measurement Unit	numeric
H1FP23A1	23A1. 1st Pregnancy: Was the {CHILD/FIRST TWIN} placed for legal adoption?

			Frequency	% of total	% of valid
Valid	0	no	13	0.06%	100%
		Total	13	0.06%	100%
Missing	7	legitimate skip	20732	99.94%	
		Total	20,732	99.94%	

Valid	Invalid	Minimum	Maximum
13	20732	0	0

### H1FP24A1 - S32BQ24A\_1 PREG1A CHILD STILL ALIVE-W1

Type	Code
Measurement Unit	numeric
H1FP24A1	24A1. 1st Pregnancy: Is the {CHILD/FIRST TWIN} still living?

			Frequency	% of total	% of valid
Valid	1	yes	13	0.06%	100%
		Total	13	0.06%	100%
Missing	7	legitimate skip	20732	99.94%	
		Total	20,732	99.94%	

Valid	Invalid	Minimum	Maximum
13	20732	1	1

### H1FP11M2 - S32BQ11M\_2 PREG2-MONTH-W1

Type	Code
Measurement Unit	numeric
H1FP11M2	11M2. 2nd Pregnancy: Since January 1, 1994, in what month [and year] did you {NEXT} get pregnant?

			Frequency	% of total	% of valid
Valid	1	January or February	5	0.02%	15.63%
	3	March	2	0.01%	6.25%
	4	April or May	6	0.03%	18.75%
	6	June	5	0.02%	15.63%
	7	July or August	4	0.02%	12.5%
	9	September or October	6	0.03%	18.75%
	11	November or December	4	0.02%	12.5%
		Total	32	0.15%	100%
Missing	97	legitimate skip	20711	99.84%	
	98	don't know	2	0.01%	



		Total	20,713	99.85%	
--	--	-------	--------	--------	--

Valid	Invalid	Minimum	Maximum
32	20713	1	11

### H1FP11Y2 - S32BQ11M\_2 PREG2-YEAR-W1

Type	Code
Measurement Unit	numeric
H1FP11Y2	11Y2. 2nd Pregnancy: Since January 1, 1994, in what [month and] year did you {NEXT} get pregnant?

			Frequency	% of total	% of valid
Valid	94	1994	13	0.06%	40.63%
	95	1995	19	0.09%	59.38%
	Total		32	0.15%	100%
Missing	97	legitimate skip	20711	99.84%	
	98	don't know	2	0.01%	
	Total		20,713	99.85%	

Valid	Invalid	Minimum	Maximum
32	20713	94	95

### H1FP12\_2 - S32BQ12\_2 PREG2-USE BIRTHCONTROL-W1

Type	Code
Measurement Unit	numeric
H1FP12_2	12_2. 2nd Pregnancy: During {MONTH/YEAR} when you got pregnant, were you or your partner using any kind of birth control methods?

			Frequency	% of total	% of valid
Valid	0	no	27	0.13%	81.82%
	1	yes	6	0.03%	18.18%
	Total		33	0.16%	100%
Missing	6	refused	1	0%	
	7	legitimate skip	20711	99.84%	
	Total		20,712	99.84%	

Valid	Invalid	Minimum	Maximum
33	20712	0	1

### H1FP13A2 - S32BQ13A\_2 PREG2 METHOD 1-W1

Type	Code
Measurement Unit	numeric
H1FP13A2	13A2. 2nd Pregnancy: What method of birth control did you or your partner use?

			Frequency	% of total	% of valid
Valid	1	condoms (rubbers)	2	0.01%	66.67%
	4	birth control pills	1	0%	33.33%
		Total	3	0.01%	100%
Missing	.	missing	3	0.01%	
	97	legitimate skip	20739	99.97%	
		Total	20,742	99.99%	

Valid	Invalid	Minimum	Maximum
3	20742	1	4

### H1FP13B2 - S32BQ13B\_2 PREG2 METHOD 2-W1

Type	Code
Measurement Unit	numeric
H1FP13B2	13B2. 2nd Pregnancy: What other method of birth control did you or your partner use?

			Frequency	% of total	% of valid
Valid	4	birth control pills	1	0%	33.33%
	14	no other method	2	0.01%	66.67%
		Total	3	0.01%	100%
Missing	.	missing	3	0.01%	
	97	legitimate skip	20739	99.97%	
		Total	20,742	99.99%	

Valid	Invalid	Minimum	Maximum
3	20742	4	14

### H1FP13C2 - S32BQ13C\_2 PREG2 METHOD 3-W1

Type	Code
Measurement Unit	numeric
H1FP13C2	13C2. 2nd Pregnancy: What other method of birth control did you or your partner use?

			Frequency	% of total	% of valid
Valid	6	foam, jelly, creme, suppositories	1	0%	100%

		Total	1	0%	100%
Missing	.	missing	3	0.01%	
	97	legitimate skip	20741	99.98%	
		Total	20,744	100%	

Valid	Invalid	Minimum	Maximum
1	20744	6	6

### H1FP14\_2 - S32BQ14\_2 PREG2 BIRTHCONTROL ALWAYS-W1

Type	Code
Measurement Unit	numeric
H1FP14_2	14_2. 2nd Pregnancy: Did you or your partner use {THIS METHOD/AT LEAST ONE METHOD OF BIRTH CONTROL} every time you and he had sexual intercourse that month?

			Frequency	% of total	% of valid
Valid	0	no	3	0.01%	50%
	1	yes	3	0.01%	50%
		Total	6	0.03%	100%
Missing	7	legitimate skip	20739	99.97%	
		Total	20,739	99.97%	

Valid	Invalid	Minimum	Maximum
6	20739	0	1

### H1FP15\_2 - S32BQ15\_2 PREG2 WANTED BABY-W1

Type	Code
Measurement Unit	numeric
H1FP15_2	15_2. 2nd Pregnancy: Before you got pregnant, did you want to get pregnant by your partner at that time?

			Frequency	% of total	% of valid
Valid	1	definitely no	15	0.07%	44.12%
	2	probably no	3	0.01%	8.82%
	3	neither wanted nor didn't want	3	0.01%	8.82%
	4	probably yes	6	0.03%	17.65%
	5	definitely yes	7	0.03%	20.59%
		Total	34	0.16%	100%
Missing	7	legitimate skip	20711	99.84%	
		Total	20,711	99.84%	

Valid	Invalid	Minimum	Maximum
34	20711	1	5

### H1FP17\_2 - S32BQ17\_2 PREG2 WANT TO MARRY PARTNER-W1

Type	Code
Measurement Unit	numeric
H1FP17_2	17_2. 2nd Pregnancy: Did you want to marry him?

			Frequency	% of total	% of valid
Valid	0	no	19	0.09%	55.88%
	1	yes	13	0.06%	38.24%
	2	you didn't care	2	0.01%	5.88%
		Total	34	0.16%	100%
Missing	7	legitimate skip	20711	99.84%	
		Total	20,711	99.84%	

Valid	Invalid	Minimum	Maximum
34	20711	0	2

### H1FP20M2 - S32BQ20M\_2 PREG2 MO PREGNANCY ENDED-W1

Type	Code
Measurement Unit	numeric
H1FP20M2	20M2. 2nd Pregnancy: In what month [and year] did this pregnancy end?

			Frequency	% of total	% of valid
Valid	1	January to March	5	0.02%	25%
	4	April	5	0.02%	25%
	5	May	3	0.01%	15%
	6	June	1	0%	5%
	7	July	1	0%	5%
	8	August or September	2	0.01%	10%
	10	October to December	3	0.01%	15%
		Total	20	0.1%	100%
Missing	96	refused	1	0%	
	97	legitimate skip	20711	99.84%	
	98	don't know or pregnancy has not ended	13	0.06%	
		Total	20,725	99.9%	

Valid	Invalid	Minimum	Maximum
20	20725	1	10

 H1FP20Y2 - S32BQ20Y\_2 PREG2 YR PREGNANCY ENDED-W1

Type	Code
Measurement Unit	numeric
H1FP20Y2	20Y2. 2nd Pregnancy: In what [month and] year did this pregnancy end?

			Frequency	% of total	% of valid
Valid	94	1994	7	0.03%	33.33%
	95	1995	14	0.07%	66.67%
	Total		21	0.1%	100%
Missing	96	refused	1	0%	
	97	legitimate skip or pregnancy has not ended	20711	99.84%	
	98	don't know	12	0.06%	
Total		20,724	99.9%		

Valid	Invalid	Minimum	Maximum
21	20724	94	95

 H1FP21\_2 - S32BQ21\_2 PREG2 PREGNANCY OUTCOME-W1

Type	Code
Measurement Unit	numeric
H1FP21_2	21_2. 2nd Pregnancy: How did this pregnancy end?

			Frequency	% of total	% of valid
Valid	1	it has not ended; you are still pregnant	11	0.05%	33.33%
	2	a live birth	3	0.01%	9.09%
	4	still birth or miscarriage	8	0.04%	24.24%
	5	an abortion	11	0.05%	33.33%
	Total		33	0.16%	100%
Missing	6	refused	1	0%	
	7	legitimate skip	20711	99.84%	
Total		20,712	99.84%		

Valid	Invalid	Minimum	Maximum
33	20712	1	5

 H1FP22\_2 - S32BQ22\_2 PREG2 DID YOU HAVE TWINS-W1

Type	Code
------	------

Measurement Unit	numeric
H1FP22_2	22_2. 2nd Pregnancy: Did you have twins?

			Frequency	% of total	% of valid
Valid	0	no	3	0.01%	100%
	Total		3	0.01%	100%
Missing	7	legitimate skip	20742	99.99%	
	Total		20,742	99.99%	

Valid	Invalid	Minimum	Maximum
3	20742	0	0

### H1FP23A2 - S32BQ23A\_2 PREG2A PLACED FOR ADOPT-W1

Type	Code
Measurement Unit	numeric
H1FP23A2	23A2. 2nd Pregnancy: Was the {CHILD/FIRST TWIN} placed for legal adoption?

			Frequency	% of total	% of valid
Valid	0	no	3	0.01%	100%
	Total		3	0.01%	100%
Missing	7	legitimate skip	20742	99.99%	
	Total		20,742	99.99%	


Valid	Invalid	Minimum	Maximum
3	20742	0	0

### H1FP24A2 - S32BQ24A\_2 PREG2A CHILD STILL ALIVE-W1

Type	Code
Measurement Unit	numeric
H1FP24A2	24A2. 2nd Pregnancy: Is the {CHILD/FIRST TWIN} still living?

			Frequency	% of total	% of valid
Valid	0	no	1	0%	33.33%
	1	yes	2	0.01%	66.67%
	Total		3	0.01%	100%
Missing	7	legitimate skip	20742	99.99%	
	Total		20,742	99.99%	

Valid	Invalid	Minimum	Maximum
3	20742	0	1

 H1FP11M3 - S32BQ11M\_3 PREG3-MONTH-W1

Type	Code
Measurement Unit	numeric
H1FP11M3	11M3. 3rd Pregnancy: Since January 1, 1994, in what month [and year] did you {NEXT} get pregnant?

			Frequency	% of total	% of valid
Valid	1	January or February	1	0%	11.11%
	3	March	1	0%	11.11%
	4	April or May	2	0.01%	22.22%
	6	June	2	0.01%	22.22%
	7	July or August	1	0%	11.11%
	9	September or October	1	0%	11.11%
	11	November or December	1	0%	11.11%
		Total	9	0.04%	100%
Missing	96	refused	1	0%	
	97	legitimate skip	20735	99.95%	
		Total	20,736	99.96%	

Valid	Invalid	Minimum	Maximum
9	20736	1	11

 H1FP11Y3 - S32BQ11M\_3 PREG3-YEAR-W1

Type	Code
Measurement Unit	numeric
H1FP11Y3	11Y3. 3rd Pregnancy: Since January 1, 1994, in what [month and] year did you {NEXT} get pregnant?

			Frequency	% of total	% of valid
Valid	94	1994	2	0.01%	22.22%
	95	1995	7	0.03%	77.78%
		Total	9	0.04%	100%
Missing	96	refused	1	0%	
	97	legitimate skip	20735	99.95%	
		Total	20,736	99.96%	

Valid	Invalid	Minimum	Maximum
9	20736	94	95

 H1FP12\_3 - S32BQ12\_3 PREG3-USE BIRTHCONTROL-W1

Type	Code
Measurement Unit	numeric
H1FP12_3	12_3. 3rd Pregnancy: During {MONTH/YEAR} when you got pregnant, were you or your partner using any kind of birth control methods?

			Frequency	% of total	% of valid
Valid	0	no	7	0.03%	70%
	1	yes	3	0.01%	30%
		Total	10	0.05%	100%
Missing	7	legitimate skip	20735	99.95%	
	Total		20,735	99.95%	

Valid	Invalid	Minimum	Maximum
10	20735	0	1

 H1FP13A3 - S32BQ13A\_3 PREG3 METHOD 1-W1

Type	Code
Measurement Unit	numeric
H1FP13A3	13A3. 3rd Pregnancy: What method of birth control did you or your partner use?

			Frequency	% of total	% of valid
Valid	1	rhythm (safe time)	3	0.01%	100%
	Total		3	0.01%	100%
Missing	97	legitimate skip	20742	99.99%	
	Total		20,742	99.99%	

Valid	Invalid	Minimum	Maximum
3	20742	1	1

 H1FP13B3 - S32BQ13B\_3 PREG3 METHOD 2-W1

Type	Code
Measurement Unit	numeric
H1FP13B3	13B3. 3rd Pregnancy: What other method of birth control did you or your partner use?

			Frequency	% of total	% of valid
--	--	--	-----------	------------	------------



Valid	2	withdrawal	1	0%	33.33%
	4	birth control pills	1	0%	33.33%
	14	no other method	1	0%	33.33%
		Total	3	0.01%	100%
Missing	97	legitimate skip	20742	99.99%	
		Total	20,742	99.99%	

Valid	Invalid	Minimum	Maximum
3	20742	2	14

### H1FP13C3 - S32BQ13C\_3 PREG3 METHOD 3-W1

Type	Code
Measurement Unit	numeric
H1FP13C3	13C3. 3rd Pregnancy: What other method of birth control did you or your partner use?

			Frequency	% of total	% of valid
Valid	6	foam, jelly, creme, suppositories	1	0%	50%
	14	no other method	1	0%	50%
		Total	2	0.01%	100%
Missing	97	legitimate skip	20743	99.99%	
		Total	20,743	99.99%	

Valid	Invalid	Minimum	Maximum
2	20743	6	14

### H1FP14\_3 - S32BQ14\_3 PREG3 BIRTHCONTROL ALWAYS-W1

Type	Code
Measurement Unit	numeric
H1FP14_3	14_3. 3rd Pregnancy: Did you or your partner use {THIS METHOD/AT LEAST ONE METHOD OF BIRTH CONTROL} every time you and he had sexual intercourse that month?

			Frequency	% of total	% of valid
Valid	1	yes	3	0.01%	100%
		Total	3	0.01%	100%
Missing	7	legitimate skip	20742	99.99%	
		Total	20,742	99.99%	

Valid	Invalid	Minimum	Maximum

3	20742	1	1
---	-------	---	---

### H1FP15\_3 - S32BQ15\_3 PREG3 WANTED BABY-W1

Type	Code
Measurement Unit	numeric
H1FP15_3	15_3. 3rd Pregnancy: Before you got pregnant, did you want to get pregnant by your partner at that time?

			Frequency	% of total	% of valid
Valid	1	definitely no	4	0.02%	40%
	3	neither wanted nor didn't want	1	0%	10%
	4	probably yes	3	0.01%	30%
	5	definitely yes	2	0.01%	20%
		Total	10	0.05%	100%
Missing	7	legitimate skip	20735	99.95%	
		Total	20,735	99.95%	

Valid	Invalid	Minimum	Maximum
10	20735	1	5

### H1FP17\_3 - S32BQ17\_3 PREG3 WANT TO MARRY PARTNER-W1

Type	Code
Measurement Unit	numeric
H1FP17_3	17_3. 3rd Pregnancy: Did you want to marry him?

			Frequency	% of total	% of valid
Valid	0	no	6	0.03%	60%
	1	yes	4	0.02%	40%
		Total	10	0.05%	100%
Missing	7	legitimate skip	20735	99.95%	
		Total	20,735	99.95%	

Valid	Invalid	Minimum	Maximum
10	20735	0	1

### H1FP20M3 - S32BQ20M\_3 PREG3 MO PREGNANCY ENDED-W1

Type	Code
Measurement Unit	numeric
H1FP20M3	20M3. 3rd Pregnancy: In what month [and year] did this pregnancy end?

			Frequency	% of total	% of valid
Valid	1	January to March	1	0%	14.29%
	5	May	1	0%	14.29%
	6	June	3	0.01%	42.86%
	7	July	1	0%	14.29%
	8	August or September	1	0%	14.29%
		Total	7	0.03%	100%
Missing	96	refused	1	0%	
	97	legitimate skip	20735	99.95%	
	98	don't know or pregnancy has not ended	2	0.01%	
		Total	20,738	99.97%	

Valid	Invalid	Minimum	Maximum
7	20738	1	8

### H1FP20Y3 - S32BQ20Y\_3 PREG3 YR PREGNANCY ENDED-W1

Type	Code
Measurement Unit	numeric
H1FP20Y3	20Y3. 3rd Pregnancy: In what [month and] year did this pregnancy end?

			Frequency	% of total	% of valid
Valid	94	1994	2	0.01%	28.57%
	95	1995	5	0.02%	71.43%
		Total	7	0.03%	100%
Missing	96	refused	1	0%	
	97	legitimate skip	20735	99.95%	
	98	don't know or pregnancy has not ended	2	0.01%	
		Total	20,738	99.97%	

Valid	Invalid	Minimum	Maximum
7	20738	94	95

### H1FP21\_3 - S32BQ21\_3 PREG3 PREGNANCY OUTCOME-W1

Type	Code
Measurement Unit	numeric
H1FP21_3	21_3. 3rd Pregnancy: How did this pregnancy end?

			Frequency	% of total	% of valid
--	--	--	-----------	------------	------------

Valid	1	it has not ended; you are still pregnant	2	0.01%	20%
	4	still birth or miscarriage	3	0.01%	30%
	5	an abortion	5	0.02%	50%
		Total	10	0.05%	100%
Missing	7	legitimate skip	20735	99.95%	
		Total	20,735	99.95%	

Valid	Invalid	Minimum	Maximum
10	20735	1	5

### H1FP22\_3 - S32BQ22\_3 PREG3 DID YOU HAVE TWINS-W1

Type	Numeric (Double)
H1FP22_3	22_3. 3rd Pregnancy: Did you have twins?

			Frequency
Missing	7	legitimate skip	20745

Valid	Invalid
0	20745

### H1FP23A3 - S32BQ23A\_3 PREG3A PLACED FOR ADOPT-W1

Type	Numeric (Double)
H1FP23A3	23A3. 3rd Pregnancy: Was the {CHILD/FIRST TWIN} placed for legal adoption?

			Frequency
Missing	7	legitimate skip	20745


Valid	Invalid
0	20745

### H1FP24A3 - S32BQ24A\_3 PREG3A CHILD STILL ALIVE-W1

Type	Code
Measurement Unit	numeric
H1FP24A3	24A3. 3rd Pregnancy: Is the {CHILD/FIRST TWIN} still living?

			Frequency
Missing	7	legitimate skip	20745

Valid	Invalid
0	20745

 H1FP11M4 - S32BQ11M\_4 PREG4-MONTH-W1

Type	Code
Measurement Unit	numeric
H1FP11M4	11M4. 4th Pregnancy: Since January 1, 1994, in what month [and year] did you {NEXT} get pregnant?

			Frequency	% of total	% of valid
Valid	7	July or August	1	0%	100%
		Total	1	0%	100%
Missing	97	legitimate skip	20743	99.99%	
	98	don't know	1	0%	
		Total	20,744	100%	

Valid	Invalid	Minimum	Maximum
1	20744	7	7

 H1FP11Y4 - S32BQ11M\_4 PREG4-YEAR-W1

Type	Code
Measurement Unit	numeric
H1FP11Y4	11Y4. 4th Pregnancy: Since January 1, 1994, in what [month and] year did you {NEXT} get pregnant?

			Frequency	% of total	% of valid
Valid	94	1994	1	0%	100%
		Total	1	0%	100%
Missing	97	legitimate skip	20743	99.99%	
	98	don't know	1	0%	
		Total	20,744	100%	

Valid	Invalid	Minimum	Maximum
1	20744	94	94

 H1FP12\_4 - S32BQ12\_4 PREG4-USE BIRTHCONTROL-W1

Type	Code
Measurement Unit	numeric
H1FP12_4	12_4. 4th Pregnancy: During {MONTH/YEAR} when you got pregnant, were you or your partner using any kind of birth control methods?

			Frequency	% of total	% of valid
--	--	--	-----------	------------	------------

Valid	0	no	1	0%	50%
	1	yes	1	0%	50%
		Total	2	0.01%	100%
Missing	7	legitimate skip	20743	99.99%	
		Total	20,743	99.99%	

Valid	Invalid	Minimum	Maximum
2	20743	0	1

### H1FP13A4 - S32BQ13A\_4 PREG4 METHOD 1-W1

Type	Code
Measurement Unit	numeric
H1FP13A4	13A4. 4th Pregnancy: What method of birth control did you or your partner use?

			Frequency	% of total	% of valid
Valid	1	condoms (rubbers)	1	0%	100%
		Total	1	0%	100%
Missing	97	legitimate skip	20744	100%	
		Total	20,744	100%	

Valid	Invalid	Minimum	Maximum
1	20744	1	1

### H1FP13B4 - S32BQ13B\_4 PREG4 METHOD 2-W1

Type	Code
Measurement Unit	numeric
H1FP13B4	13B4. 4th Pregnancy: What other method of birth control did you or your partner use?

			Frequency	% of total	% of valid
Valid	2	withdrawal	1	0%	100%
		Total	1	0%	100%
Missing	97	legitimate skip	20744	100%	
		Total	20,744	100%	

Valid	Invalid	Minimum	Maximum
1	20744	2	2

 H1FP13C4 - S32BQ13C\_4 PREG4 METHOD 3-W1

Type	Code
Measurement Unit	numeric
H1FP13C4	13C4. 4th Pregnancy: What other method of birth control did you or your partner use?

			Frequency	% of total	% of valid
Valid	14	no other method	1	0%	100%
		Total	1	0%	100%
Missing	97	legitimate skip	20744	100%	
		Total	20,744	100%	

Valid	Invalid	Minimum	Maximum
1	20744	14	14

 H1FP14\_4 - S32BQ14\_4 PREG4 BIRTHCONTROL ALWAYS-W1

Type	Code
Measurement Unit	numeric
H1FP14_4	14_4. 4th Pregnancy: Did you or your partner use {THIS METHOD/AT LEAST ONE METHOD OF BIRTH CONTROL} every time you and he had sexual intercourse that month?

			Frequency	% of total	% of valid
Valid	1	yes	1	0%	100%
		Total	1	0%	100%
Missing	7	legitimate skip	20744	100%	
		Total	20,744	100%	

Valid	Invalid	Minimum	Maximum
1	20744	1	1

 H1FP15\_4 - S32BQ15\_4 PREG4 WANTED BABY-W1

Type	Code
Measurement Unit	numeric
H1FP15_4	15_4. 4th Pregnancy: Before you got pregnant, did you want to get pregnant by your partner at that time?

			Frequency	% of total	% of valid
Valid	1	definitely no	2	0.01%	100%

		Total	2	0.01%	100%
Missing	7	legitimate skip	20743	99.99%	
		Total	20,743	99.99%	

Valid	Invalid	Minimum	Maximum
2	20743	1	1

### H1FP17\_4 - S32BQ17\_4 PREG4 WANT TO MARRY PARTNER-W1

Type	Code
Measurement Unit	numeric
H1FP17_4	17_4. 4th Pregnancy: Did you want to marry him?

			Frequency	% of total	% of valid
Valid	0	no	2	0.01%	100%
		Total	2	0.01%	100%
Missing	7	legitimate skip	20743	99.99%	
		Total	20,743	99.99%	

Valid	Invalid	Minimum	Maximum
2	20743	0	0

### H1FP20M4 - S32BQ20M\_4 PREG4 MO PREGNANCY ENDED-W1

Type	Code
Measurement Unit	numeric
H1FP20M4	20M4. 4th Pregnancy: In what month [and year] did this pregnancy end?

			Frequency	% of total	% of valid
Valid	8	August or September	1	0%	100%
		Total	1	0%	100%
Missing	97	legitimate skip	20743	99.99%	
	98	don't know or pregnancy has not ended	1	0%	
		Total	20,744	100%	

Valid	Invalid	Minimum	Maximum
1	20744	8	8

### H1FP20Y4 - S32BQ20Y\_4 PREG4 YR PREGNANCY ENDED-W1

Type	Code
------	------



Measurement Unit	numeric
H1FP20Y4	20Y4. 4th Pregnancy: In what [month and] year did this pregnancy end?

			Frequency	% of total	% of valid
Valid	94	1994	1	0%	100%
		Total	1	0%	100%
Missing	97	legitimate skip	20743	99.99%	
	98	don't know or pregnancy has not ended	1	0%	
		Total	20,744	100%	

Valid	Invalid	Minimum	Maximum
1	20744	94	94

### H1FP21\_4 - S32BQ21\_4 PREG4 PREGNANCY OUTCOME-W1

Type	Code
Measurement Unit	numeric
H1FP21_4	21_4. 4th Pregnancy: How did this pregnancy end?

			Frequency	% of total	% of valid
Valid	1	it has not ended; you are still pregnant	1	0%	50%
	4	still birth or miscarriage	1	0%	50%
		Total	2	0.01%	100%
Missing	7	legitimate skip	20743	99.99%	
		Total	20,743	99.99%	

Valid	Invalid	Minimum	Maximum
2	20743	1	4

### H1FP22\_4 - S32BQ22\_4 PREG4 DID YOU HAVE TWINS-W1

Type	Numeric (Double)
H1FP22_4	22_4. 4th Pregnancy: Did you have twins?

			Frequency
Missing	7	legitimate skip	20745

Valid	Invalid
0	20745

 H1FP23A4 - S32BQ23A\_4 PREG4A PLACED FOR ADOPT-W1

Type	Numeric (Double)
H1FP23A4	23A4. 4th Pregnancy: Was the {CHILD/FIRST TWIN} placed for legal adoption?

			Frequency
Missing	7	legitimate skip	20745


Valid	Invalid
0	20745

 H1FP24A4 - S32BQ24A\_4 PREG4A CHILD STILL ALIVE-W1

Type	Code
Measurement Unit	numeric
H1FP24A4	24A4. 4th Pregnancy: Is the {CHILD/FIRST TWIN} still living?

			Frequency
Missing	7	legitimate skip	20745

Valid	Invalid
0	20745

 H1FP11M5 - S32BQ11M\_5 PREG5-MONTH-W1

Type	Code
Measurement Unit	numeric
H1FP11M5	11M5. 5th Pregnancy: Since January 1, 1994, in what month [and year] did you {NEXT} get pregnant?

			Frequency	% of total	% of valid
Valid	9	September or October	1	0%	100%
		Total	1	0%	100%
Missing	97	legitimate skip	20744	100%	
		Total	20,744	100%	

Valid	Invalid	Minimum	Maximum
1	20744	9	9

 H1FP11Y5 - S32BQ11M\_5 PREG5-YEAR-W1

Type	Code
Measurement Unit	numeric

H1FP11Y5	11Y5. 5th Pregnancy: Since January 1, 1994, in what [month and] year did you {NEXT} get pregnant?
----------	---

			Frequency	% of total	% of valid
Valid	94	1994	1	0%	100%
		Total	1	0%	100%
Missing	97	legitimate skip	20744	100%	
		Total	20,744	100%	

Valid	Invalid	Minimum	Maximum
1	20744	94	94

### H1FP12\_5 - S32BQ12\_5 PREG5-USE BIRTHCONTROL-W1

Type	Code
Measurement Unit	numeric
H1FP12_5	12_5. 5th Pregnancy: During {MONTH/YEAR} when you got pregnant, were you or your partner using any kind of birth control methods?

			Frequency	% of total	% of valid
Valid	0	no	1	0%	100%
		Total	1	0%	100%
Missing	7	legitimate skip	20744	100%	
		Total	20,744	100%	

Valid	Invalid	Minimum	Maximum
1	20744	0	0

### H1FP13A5 - S32BQ13A\_5 PREG5 METHOD 1-W1

Type	Numeric (Double)
H1FP13A5	13A5. 5th Pregnancy: What method of birth control did you or your partner use?

			Frequency
Missing	97	legitimate skip	20745

Valid	Invalid
0	20745

### H1FP13B5 - S32BQ13B\_5 PREG5 METHOD 2-W1

Type	Code
------	------

Measurement Unit	numeric
H1FP13B5	13B5. 5th Pregnancy: What other method of birth control did you or your partner use?

			Frequency
Missing	97	legitimate skip	20745

Valid	Invalid
0	20745

### H1FP13C5 - S32BQ13C\_5 PREG5 METHOD 3-W1

Type	Code
Measurement Unit	numeric
H1FP13C5	13C5. 5th Pregnancy: What other method of birth control did you or your partner use?

			Frequency
Missing	97	legitimate skip	20745

Valid	Invalid
0	20745

### H1FP14\_5 - S32BQ14\_5 PREG5 BIRTHCONTROL ALWAYS-W1

Type	Code
Measurement Unit	numeric
H1FP14_5	14_5. 5th Pregnancy: Did you or your partner use {THIS METHOD/AT LEAST ONE METHOD OF BIRTH CONTROL} every time you and he had sexual intercourse that month?

			Frequency
Missing	7	legitimate skip	20745

Valid	Invalid
0	20745

### H1FP15\_5 - S32BQ15\_5 PREG5 WANTED BABY-W1

Type	Code
Measurement Unit	numeric
H1FP15_5	15_5. 5th Pregnancy: Before you got pregnant, did you want to get pregnant by your partner at that time?

			Frequency	% of total	% of valid
Missing	7	legitimate skip	20745		

Valid	1	definitely no	1	0%	100%
		Total	1	0%	100%
Missing	7	legitimate skip	20744	100%	
		Total	20,744	100%	

Valid	Invalid	Minimum	Maximum
1	20744	1	1

### H1FP17\_5 - S32BQ17\_5 PREG5 WANT TO MARRY PARTNER-W1

Type	Code
Measurement Unit	numeric
H1FP17_5	17_5. 5th Pregnancy: Did you want to marry him?

			Frequency	% of total	% of valid
Valid	0	no	1	0%	100%
		Total	1	0%	100%
Missing	7	legitimate skip	20744	100%	
		Total	20,744	100%	

Valid	Invalid	Minimum	Maximum
1	20744	0	0

### H1FP20M5 - S32BQ20M\_5 PREG5 MO PREGNANCY ENDED-W1

Type	Code
Measurement Unit	numeric
H1FP20M5	20M5. 5th Pregnancy: In what month [and year] did this pregnancy end?

			Frequency	% of total	% of valid
Valid	10	October to December	1	0%	100%
		Total	1	0%	100%
Missing	97	legitimate skip	20744	100%	
		Total	20,744	100%	

Valid	Invalid	Minimum	Maximum
1	20744	10	10

### H1FP20Y5 - S32BQ20Y\_5 PREG5 YR PREGNANCY ENDED-W1

Type	Code
Measurement Unit	numeric

H1FP20Y5	20Y5. 5th Pregnancy: In what [month and] year did this pregnancy end?
----------	---

			Frequency	% of total	% of valid
Valid	94	1994	1	0%	100%
		Total	1	0%	100%
Missing	97	legitimate skip	20744	100%	
		Total	20,744	100%	

Valid	Invalid	Minimum	Maximum
1	20744	94	94

### H1FP21\_5 - S32BQ21\_5 PREG5 PREGNANCY OUTCOME-W1

Type	Code
Measurement Unit	numeric
H1FP21_5	21_5. 5th Pregnancy: How did this pregnancy end?

			Frequency	% of total	% of valid
Valid	5	an abortion	1	0%	100%
		Total	1	0%	100%
Missing	7	legitimate skip	20744	100%	
		Total	20,744	100%	

Valid	Invalid	Minimum	Maximum
1	20744	5	5

### H1FP22\_5 - S32BQ22\_5 PREG5 DID YOU HAVE TWINS-W1

Type	Numeric (Double)
H1FP22_5	22_5. 5th Pregnancy: Did you have twins?

			Frequency
Missing	7	legitimate skip	20745

Valid	Invalid
0	20745

### H1FP23A5 - S32BQ23A\_5 PREG5A PLACED FOR ADOPT-W1

Type	Numeric (Double)
H1FP23A5	23A5. 5th Pregnancy: Was the {CHILD/FIRST TWIN} placed for legal adoption?

			Frequency
Missing	7	legitimate skip	20745

Valid	Invalid
0	20745

### H1FP24A5 - S32BQ24A\_5 PREG5A CHILD STILL ALIVE-W1

Type	Code
Measurement Unit	numeric
H1FP24A5	24A5. 5th Pregnancy: Is the {CHILD/FIRST TWIN} still living?

			Frequency
Missing	7	legitimate skip	20745

Valid	Invalid
0	20745

### H1SU1 - S33Q1 PAST YR-THINK ABOUT SUICIDE-W1

Type	Code
Measurement Unit	numeric
H1SU1	1. During the past 12 months, did you ever seriously think about committing suicide?

			Frequency	% of total	% of valid
Valid	0	no	17753	85.58%	86.6%
	1	yes	2748	13.25%	13.4%
		Total	20,501	98.82%	100%
Missing	6	refused	159	0.77%	
	8	don't know	81	0.39%	
	9	missing	4	0.02%	
		Total	244	1.18%	

Valid	Invalid	Minimum	Maximum
20501	244	0	1

### H1SU2 - S33Q2 PAST YR-ATTEMPT SUICIDE-W1

Type	Code
Measurement Unit	numeric
H1SU2	2. During the past 12 months, how many times did you actually attempt suicide?

			Frequency	% of total	% of valid
--	--	--	-----------	------------	------------

Valid	0	0 times	1937	9.34%	70.62%
	1	1 time	483	2.33%	17.61%
	2	2 or 3 times	219	1.06%	7.98%
	3	4 or 5 times	44	0.21%	1.6%
	4	6 or more times	60	0.29%	2.19%
		Total	2,743	13.22%	100%
Missing	6	refused	4	0.02%	
	7	legitimate skip	17997	86.75%	
	8	don't know	1	0%	
		Total	18,002	86.78%	

Valid	Invalid	Minimum	Maximum
2743	18002	0	4

### H1SU3 - S33Q3 ATTEMPT RESULT IN MED TREATMT-W1

Type	Code
Measurement Unit	numeric
H1SU3	3. Did any [suicide] attempt result in an injury, poisoning, or overdose that had to be treated by a doctor or nurse?

			Frequency	% of total	% of valid
Valid	0	no	605	2.92%	75.25%
	1	yes	199	0.96%	24.75%
		Total	804	3.88%	100%
Missing	6	refused	2	0.01%	
	7	legitimate skip	19939	96.11%	
		Total	19,941	96.12%	

Valid	Invalid	Minimum	Maximum
804	19941	0	1

### H1SU4 - S33Q4 PAST YR-FRIENDS ATTEMPT SUICIDE-W1

Type	Code
Measurement Unit	numeric
H1SU4	4. Have any of your friends tried to kill themselves during the past 12 months?

			Frequency	% of total	% of valid
Valid	0	no	16903	81.48%	82.64%
	1	yes	3551	17.12%	17.36%



		Total	20,454	98.6%	100%
Missing	6	refused	145	0.7%	
	8	don't know	143	0.69%	
	9	not applicable	3	0.01%	
		Total	291	1.4%	

Valid	Invalid	Minimum	Maximum
20454	291	0	1

### H1SU5 - S33Q5 PAST YR-FRIENDS SUCCEED-W1

Type	Code
Measurement Unit	numeric
H1SU5	5. Have any of your friends have succeeded in committing suicide in the past 12 months?

			Frequency	% of total	% of valid
Valid	0	no	2931	14.13%	82.66%
	1	yes	615	2.96%	17.34%
		Total	3,546	17.09%	100%
Missing	6	refused	1	0%	
	7	legitimate skip	17194	82.88%	
	8	don't know	4	0.02%	
		Total	17,199	82.91%	

Valid	Invalid	Minimum	Maximum
3546	17199	0	1

### H1SU6 - S33Q6 PAST YR-FAMILY ATTEMPT SUICIDE-W1

Type	Code
Measurement Unit	numeric
H1SU6	6. Have any of your family members tried to kill themselves during the past 12 months?

			Frequency	% of total	% of valid
Valid	0	no	19557	94.27%	95.48%
	1	yes	926	4.46%	4.52%
		Total	20,483	98.74%	100%
Missing	6	refused	137	0.66%	
	8	don't know	122	0.59%	
	9	not applicable	3	0.01%	

		Total	262	1.26%	
--	--	-------	-----	-------	--

Valid	Invalid	Minimum	Maximum
20483	262	0	1

### H1SU7 - S33Q7 PAST YR-FAMILY SUCCEED-W1

Type	Code
Measurement Unit	numeric
H1SU7	7. Have any of your family members succeeded in committing suicide in the past 12 months?

			Frequency	% of total	% of valid
Valid	0	no	739	3.56%	79.98%
	1	yes	185	0.89%	20.02%
		Total	924	4.45%	100%
Missing	7	legitimate skip	19819	95.54%	
	8	don't know	2	0.01%	
		Total	19,821	95.55%	

Valid	Invalid	Minimum	Maximum
924	19821	0	1

### H1SU8 - S33Q8 HOW HONESTLY ANSWERED QS-W1

Type	Code
Measurement Unit	numeric
H1SU8	8. This is the end of the self-administered part of the interview. Generally, for the parts of this interview that you have answered by yourself using the computer<U+0097> without help from the interviewer<U+0097> how honestly have you answered the questions?

			Frequency	% of total	% of valid
Valid	1	not honestly at all	567	2.73%	2.76%
	2	somewhat honestly	1398	6.74%	6.81%
	3	very honestly	7069	34.08%	34.46%
	4	completely honestly	11480	55.34%	55.96%
		Total	20,514	98.89%	100%
Missing	6	refused	144	0.69%	
	8	don't know	83	0.4%	
	9	not applicable	4	0.02%	
		Total	231	1.11%	

Valid	Invalid	Minimum	Maximum
20514	231	1	4

### 

Type	Code
Measurement Unit	numeric
H1PA1	1. How would she [resident mother] feel about your having sex at this time in your life?

			Frequency	% of total	% of valid
Valid	1	strongly disapprove	10309	49.69%	53.58%
	2	disapprove	4885	23.55%	25.39%
	3	neither disapprove nor approve	3349	16.14%	17.4%
	4	approve	561	2.7%	2.92%
	5	strongly approve	138	0.67%	0.72%
		Total	19,242	92.75%	100%
Missing	6	refused	89	0.43%	
	7	legitimate skip	1282	6.18%	
	8	don't know	130	0.63%	
	9	not applicable	2	0.01%	
		Total	1,503	7.25%	

Valid	Invalid	Minimum	Maximum
19242	1503	1	5

### 

Type	Code
Measurement Unit	numeric
H1PA2	2. How would she [resident mother] feel about you having sexual intercourse with someone who was special to you and whom you knew well-like a steady {GIRLFRIEND/BOYFRIEND}?

			Frequency	% of total	% of valid
Valid	1	strongly disapprove	7980	38.47%	41.5%
	2	disapprove	4999	24.1%	26%
	3	neither disapprove nor approve	4192	20.21%	21.8%
	4	approve	1731	8.34%	9%
	5	strongly approve	325	1.57%	1.69%
		Total	19,227	92.68%	100%

Missing	6	refused	92	0.44%	
	7	legitimate skip	1282	6.18%	
	8	don't know	142	0.68%	
	9	not applicable	2	0.01%	
		Total	1,518	7.32%	

Valid	Invalid	Minimum	Maximum
19227	1518	1	5

### 

Type	Code
Measurement Unit	numeric
H1PA3	3. How would she [resident mother] feel about your using birth control at this time in your life?

			Frequency	% of total	% of valid
Valid	1	strongly disapprove	5348	25.78%	27.97%
	2	disapprove	2667	12.86%	13.95%
	3	neither disapprove nor approve	3464	16.7%	18.12%
	4	approve	3780	18.22%	19.77%
	5	strongly approve	3860	18.61%	20.19%
		Total	19,119	92.16%	100%
Missing	6	refused	105	0.51%	
	7	legitimate skip	1282	6.18%	
	8	don't know	235	1.13%	
	9	not applicable	4	0.02%	
		Total	1,626	7.84%	

Valid	Invalid	Minimum	Maximum
19119	1626	1	5

### 

Type	Code
Measurement Unit	numeric
H1PA4	4. How would he [resident father] feel about your having sex at this time in your life?

			Frequency	% of total	% of valid
--	--	--	-----------	------------	------------

Valid	1	strongly disapprove	7810	37.65%	58.12%
	2	disapprove	2808	13.54%	20.9%
	3	neither disapprove nor approve	2202	10.61%	16.39%
	4	approve	499	2.41%	3.71%
	5	strongly approve	118	0.57%	0.88%
		Total	13,437	64.77%	100%
Missing	6	refused	77	0.37%	
	7	legitimate skip	7121	34.33%	
	8	don't know	108	0.52%	
	9	not applicable	2	0.01%	
		Total	7,308	35.23%	

Valid	Invalid	Minimum	Maximum
13437	7308	1	5

H1PA5 - S34Q5 DAD-YOU HAVING SEX WITH STEADY-W1	
Type	Code
Measurement Unit	numeric
H1PA5	5. How would he [resident father] feel about you having sexual intercourse with someone who was special to you and whom you knew well-like a steady {GIRLFRIEND/BOYFRIEND}?

			Frequency	% of total	% of valid
Valid	1	strongly disapprove	6801	32.78%	50.62%
	2	disapprove	2999	14.46%	22.32%
	3	neither disapprove nor approve	2513	12.11%	18.7%
	4	approve	918	4.43%	6.83%
	5	strongly approve	204	0.98%	1.52%
		Total	13,435	64.76%	100%
Missing	6	refused	75	0.36%	
	7	legitimate skip	7121	34.33%	
	8	don't know	111	0.54%	
	9	not applicable	3	0.01%	
		Total	7,310	35.24%	

Valid	Invalid	Minimum	Maximum
13435	7310	1	5

H1PA6 - S34Q6 DAD-USE OF BIRTHCONTROL-W1	
Type	Code

Measurement Unit	numeric
H1PA6	6. How would he [resident father] feel about your using birth control at this time in your life?

			Frequency	% of total	% of valid
Valid	1	strongly disapprove	4666	22.49%	34.92%
	2	disapprove	1825	8.8%	13.66%
	3	neither disapprove nor approve	2535	12.22%	18.97%
	4	approve	2099	10.12%	15.71%
	5	strongly approve	2238	10.79%	16.75%
		Total	13,363	64.42%	100%
Missing	6	refused	85	0.41%	
	7	legitimate skip	7121	34.33%	
	8	don't know	174	0.84%	
	9	not applicable	2	0.01%	
		Total	7,382	35.58%	

Valid	Invalid	Minimum	Maximum
13363	7382	1	5

### 

Type	Code
Measurement Unit	numeric
H1PA7	7. Regardless of whether you have ever had a child, would you consider having a child in the future as an unmarried person?

			Frequency	% of total	% of valid
Valid	0	no	15591	75.16%	76.46%
	1	yes	4800	23.14%	23.54%
		Total	20,391	98.29%	100%
Missing	6	refused	99	0.48%	
	7	legitimate skip	75	0.36%	
	8	don't know	179	0.86%	
	9	not applicable	1	0%	
		Total	354	1.71%	

Valid	Invalid	Minimum	Maximum
20391	354	0	1

### 

Type	Code
------	------

Measurement Unit	numeric
H1PR1	1. How much do you feel that adults care about you?

			Frequency	% of total	% of valid
Valid	1	not at all	170	0.82%	0.82%
	2	very little	516	2.49%	2.5%
	3	somewhat	2200	10.6%	10.67%
	4	quite a bit	6325	30.49%	30.67%
	5	very much	11374	54.83%	55.15%
	6	does not apply	40	0.19%	0.19%
Total			20,625	99.42%	100%
Missing	96	refused	68	0.33%	
	98	don't know	52	0.25%	
	Total		120	0.58%	

Valid	Invalid	Minimum	Maximum
20625	120	1	6

### H1PR2 - S35Q2 TEACHERS CARE ABOUT YOU-W1

Type	Code
Measurement Unit	numeric
H1PR2	2. How much do you feel that your teachers care about you?

			Frequency	% of total	% of valid
Valid	1	not at all	725	3.49%	3.52%
	2	very little	2030	9.79%	9.85%
	3	somewhat	7201	34.71%	34.92%
	4	quite a bit	6857	33.05%	33.26%
	5	very much	3673	17.71%	17.81%
	6	does not apply	133	0.64%	0.65%
Total			20,619	99.39%	100%
Missing	96	refused	65	0.31%	
	98	don't know	54	0.26%	
	99	not applicable	7	0.03%	
Total			126	0.61%	

Valid	Invalid	Minimum	Maximum
20619	126	1	6

### H1PR3 - S35Q3 PARENTS CARE ABOUT YOU-W1

Type	Code
------	------

Measurement Unit	numeric
H1PR3	3. How much do you feel that your parents care about you?

			Frequency	% of total	% of valid
Valid	1	not at all	88	0.42%	0.43%
	2	very little	192	0.93%	0.93%
	3	somewhat	635	3.06%	3.08%
	4	quite a bit	2306	11.12%	11.17%
	5	very much	17387	83.81%	84.24%
	6	does not apply	33	0.16%	0.16%
Total			20,641	99.5%	100%
Missing	96	refused	63	0.3%	
	98	don't know	41	0.2%	
	Total		104	0.5%	

Valid	Invalid	Minimum	Maximum
20641	104	1	6

### H1PR4 - S35Q4 FRIENDS CARE ABOUT YOU-W1

Type	Code
Measurement Unit	numeric
H1PR4	4. How much do you feel that your friends care about you?

			Frequency	% of total	% of valid
Valid	1	not at all	131	0.63%	0.63%
	2	very little	433	2.09%	2.1%
	3	somewhat	2830	13.64%	13.72%
	4	quite a bit	8301	40.01%	40.23%
	5	very much	8880	42.81%	43.04%
	6	does not apply	57	0.27%	0.28%
Total			20,632	99.46%	100%
Missing	96	refused	65	0.31%	
	98	don't know	48	0.23%	
	Total		113	0.54%	

Valid	Invalid	Minimum	Maximum
20632	113	1	6

### H1PR5 - S35Q5 FAMILY UNDERSTAND YOU-W1

Type	Code
------	------



Measurement Unit	numeric
H1PR5	5. How much do you feel that people in your family understand you?

			Frequency	% of total	% of valid
Valid	1	not at all	643	3.1%	3.12%
	2	very little	2148	10.35%	10.41%
	3	somewhat	6649	32.05%	32.23%
	4	quite a bit	6872	33.13%	33.31%
	5	very much	4303	20.74%	20.85%
	6	does not apply	18	0.09%	0.09%
Total			20,633	99.46%	100%
Missing	96	refused	66	0.32%	
	98	don't know	46	0.22%	
	Total		112	0.54%	

Valid	Invalid	Minimum	Maximum
20633	112	1	6

### H1PR6 - S35Q6 WANT TO LEAVE HOME-W1

Type	Code
Measurement Unit	numeric
H1PR6	6. How much do you feel that you want to leave home?

			Frequency	% of total	% of valid
Valid	1	not at all	8282	39.92%	40.16%
	2	very little	4471	21.55%	21.68%
	3	somewhat	4193	20.21%	20.33%
	4	quite a bit	2002	9.65%	9.71%
	5	very much	1446	6.97%	7.01%
	6	does not apply	231	1.11%	1.12%
Total			20,625	99.42%	100%
Missing	96	refused	67	0.32%	
	98	don't know	50	0.24%	
	99	not applicable	3	0.01%	
	Total		120	0.58%	

Valid	Invalid	Minimum	Maximum
20625	120	1	6

### H1PR7 - S35Q7 FAMIYL HAS FUN TOGETHER-W1

Type	Code
------	------

Measurement Unit	numeric
H1PR7	7. How much do you feel that you and your family have fun together?

			Frequency	% of total	% of valid
Valid	1	not at all	542	2.61%	2.63%
	2	very little	1989	9.59%	9.64%
	3	somewhat	5583	26.91%	27.06%
	4	quite a bit	7191	34.66%	34.85%
	5	very much	5283	25.47%	25.61%
	6	does not apply	44	0.21%	0.21%
Total			20,632	99.46%	100%
Missing	96	refused	64	0.31%	
	98	don't know	49	0.24%	
	Total		113	0.54%	

Valid	Invalid	Minimum	Maximum
20632	113	1	6

### H1PR8 - S35Q8 FAMILY PAYS ATTENTION TO YOU-W1

Type	Code
Measurement Unit	numeric
H1PR8	8. How much do you feel that your family pays attention to you?

			Frequency	% of total	% of valid
Valid	1	not at all	272	1.31%	1.32%
	2	very little	1233	5.94%	5.98%
	3	somewhat	4733	22.82%	22.94%
	4	quite a bit	8246	39.75%	39.96%
	5	very much	6106	29.43%	29.59%
	6	does not apply	45	0.22%	0.22%
Total			20,635	99.47%	100%
Missing	96	refused	65	0.31%	
	98	don't know	45	0.22%	
	Total		110	0.53%	

Valid	Invalid	Minimum	Maximum
20635	110	1	6

### H1NB1 - S36Q1 KNOW MOST PEOPLE IN NBORHOOD-W1

Type	Code
------	------

Measurement Unit	numeric
H1NB1	1. Indicate whether the following statement is true for you: You know most of the people in your neighborhood.

			Frequency	% of total	% of valid
Valid	1	true	14482	69.81%	70.21%
	2	false	6145	29.62%	29.79%
	Total		20,627	99.43%	100%
Missing	6	refused	64	0.31%	
	8	don't know	53	0.26%	
	9	not applicable	1	0%	
	Total		118	0.57%	

Valid	Invalid	Minimum	Maximum
20627	118	1	2

### H1NB2 - S36Q2 PAST MO-STOP & TALK TO NEIGHBOR-W1

Type	Code
Measurement Unit	numeric
H1NB2	2. Indicate whether the following statement is true for you: In the past month, you have stopped on the street to talk with someone who lives in your neighborhood.

			Frequency	% of total	% of valid
Valid	1	true	16147	77.84%	78.28%
	2	false	4479	21.59%	21.72%
	Total		20,626	99.43%	100%
Missing	6	refused	63	0.3%	
	8	don't know	55	0.27%	
	9	not applicable	1	0%	
	Total		119	0.57%	

Valid	Invalid	Minimum	Maximum
20626	119	1	2

### H1NB3 - S36Q3 NEIGHBORS LOOK OUT FOR EA OTHER-W1

Type	Code
Measurement Unit	numeric
H1NB3	3. Indicate whether the following statement is true for you: People in this neighborhood look out for each other.

			Frequency	% of total	% of valid
Valid	1	true	14485	69.82%	71.41%
	2	false	5799	27.95%	28.59%
Total			20,284	97.78%	100%
Missing	6	refused	70	0.34%	
	8	don't know	383	1.85%	
	9	not applicable	8	0.04%	
Total			461	2.22%	

Valid	Invalid	Minimum	Maximum
20284	461	1	2

### H1NB4 - S36Q4 USE REC CTR IN NBORHOOD-W1

Type	Code
Measurement Unit	numeric
H1NB4	4. Do you use a physical fitness or recreation center in your neighborhood?

			Frequency	% of total	% of valid
Valid	0	no	16390	79.01%	79.56%
	1	yes	4210	20.29%	20.44%
Total			20,600	99.3%	100%
Missing	6	refused	64	0.31%	
	8	don't know	76	0.37%	
	9	not applicable	5	0.02%	
Total			145	0.7%	

Valid	Invalid	Minimum	Maximum
20600	145	0	1

### H1NB5 - S36Q5 FEEL SAFE IN NBORHOOD-W1

Type	Code
Measurement Unit	numeric
H1NB5	5. Do you usually feel safe in your neighborhood?

			Frequency	% of total	% of valid
Valid	0	no	2425	11.69%	11.77%
	1	yes	18182	87.65%	88.23%
Total			20,607	99.33%	100%
Missing	6	refused	65	0.31%	
	8	don't know	73	0.35%	

		Total	138	0.67%	
--	--	-------	-----	-------	--

Valid	Invalid	Minimum	Maximum
20607	138	0	1

### 

Type	Code
Measurement Unit	numeric
H1NB6	6. On the whole, how happy are you with living in your neighborhood?

			Frequency	% of total	% of valid
Valid	1	not at all	647	3.12%	3.14%
	2	very little	1274	6.14%	6.18%
	3	somewhat	4501	21.7%	21.82%
	4	quite a bit	7483	36.07%	36.27%
	5	very much	6726	32.42%	32.6%
Total			20,631	99.45%	100%
Missing	6	refused	64	0.31%	
	8	don't know	50	0.24%	
	Total			114	0.55%

Valid	Invalid	Minimum	Maximum
20631	114	1	5

### 

Type	Code
Measurement Unit	numeric
H1NB7	7. If, for any reason, you had to move from here to some other neighborhood, how happy or unhappy would you be?

			Frequency	% of total	% of valid
Valid	1	very unhappy	4989	24.05%	24.24%
	2	a little unhappy	5709	27.52%	27.74%
	3	wouldn't make any difference	6007	28.96%	29.19%
	4	a little happy	2119	10.21%	10.3%
	5	very happy	1754	8.46%	8.52%
Total			20,578	99.19%	100%
Missing	6	refused	71	0.34%	
	8	don't know	96	0.46%	
	Total			167	0.81%

Valid	Invalid	Minimum	Maximum
20578	167	1	5

 H1RE1 - S37Q1 RELIGION-W1

Type	Code
Measurement Unit	numeric
H1RE1	1. What is your religion?

			Frequency	% of total	% of valid
Valid	0	none	2526	12.18%	12.42%
	1	Adventist	91	0.44%	0.45%
	2	AME, AME Zion, CME	176	0.85%	0.87%
	3	Assemblies of God	141	0.68%	0.69%
	4	Baptist	4505	21.72%	22.15%
	5	Christian Church (Disciples of Christ)	2170	10.46%	10.67%
	6	Christian Science	61	0.29%	0.3%
	7	Congregational	84	0.4%	0.41%
	8	Episcopal	264	1.27%	1.3%
	9	Friends/Quaker	17	0.08%	0.08%
	10	Holiness	235	1.13%	1.16%
	11	Jehovah's Witness	252	1.21%	1.24%
	12	Latter Day Saints (Mormon)	210	1.01%	1.03%
	13	Lutheran	643	3.1%	3.16%
	14	Methodist	974	4.7%	4.79%
	15	National Baptist	6	0.03%	0.03%
	16	Pentecostal	555	2.68%	2.73%
	17	Presbyterian	381	1.84%	1.87%
	18	United Church of Christ	57	0.27%	0.28%
	19	other Protestant	637	3.07%	3.13%
	20	Baha'i	6	0.03%	0.03%
	21	Buddhist	121	0.58%	0.59%
	22	Catholic	5351	25.79%	26.31%
	23	Eastern Orthodox	55	0.27%	0.27%
	24	Hindu	24	0.12%	0.12%
	25	Islam, Moslem, Muslim	79	0.38%	0.39%
	26	Jewish-Conservative, Reformed, Orthodox or Reconstructionist	142	0.68%	0.7%
	27	Unitarian	20	0.1%	0.1%
	28	other religion	555	2.68%	2.73%
	Total	20,338	98.04%	100%	

Missing	96	refused	118	0.57%	
	98	don't know	282	1.36%	
	99	not applicable	7	0.03%	
		Total	407	1.96%	

Valid	Invalid	Minimum	Maximum
20338	407	0	28

### 

Type	Code
Measurement Unit	numeric
H1RE2	2. Do you agree or disagree that the sacred scriptures of your religion are the word of God and are completely without any mistakes?

			Frequency	% of total	% of valid
Valid	1	agree	13185	63.56%	77.06%
	2	disagree	3510	16.92%	20.52%
	3	religion doesn't have sacred scriptures	414	2%	2.42%
		Total	17,109	82.47%	100%
Missing	6	refused	64	0.31%	
	7	legitimate skip	2909	14.02%	
	8	don't know	662	3.19%	
	9	not applicable	1	0%	
		Total	3,636	17.53%	

Valid	Invalid	Minimum	Maximum
17109	3636	1	3

### 

Type	Code
Measurement Unit	numeric
H1RE3	3. In the past 12 months, how often did you attend religious services?

			Frequency	% of total	% of valid
Valid	1	once a week or more	7826	37.72%	43.96%
	2	once a month or more, but less than once a week	4006	19.31%	22.5%
	3	less than once a month	3639	17.54%	20.44%
	4	never	2330	11.23%	13.09%
	Total	17,801	85.81%	100%	

Missing	6	refused	11	0.05%	
	7	legitimate skip	2909	14.02%	
	8	don't know	23	0.11%	
	9	not applicable	1	0%	
		Total	2,944	14.19%	

Valid	Invalid	Minimum	Maximum
17801	2944	1	4

### 

Type	Code
Measurement Unit	numeric
H1RE4	4. How important is religion to you?

			Frequency	% of total	% of valid
Valid	1	very important	8667	41.78%	48.69%
	2	fairly important	7231	34.86%	40.63%
	3	fairly unimportant	1273	6.14%	7.15%
	4	not important at all	628	3.03%	3.53%
		Total	17,799	85.8%	100%
Missing	6	refused	7	0.03%	
	7	legitimate skip	2909	14.02%	
	8	don't know	30	0.14%	
		Total	2,946	14.2%	

Valid	Invalid	Minimum	Maximum
17799	2946	1	4

### 

Type	Code
Measurement Unit	numeric
H1RE5	5. Do you think of yourself as a Born-Again Christian?

			Frequency	% of total	% of valid
Valid	0	no	5727	27.61%	51.73%
	1	yes	5343	25.76%	48.27%
		Total	11,070	53.36%	100%
Missing	6	refused	17	0.08%	
	7	legitimate skip	9364	45.14%	
	8	don't know	292	1.41%	
	9	not applicable	2	0.01%	



	Total	9,675	46.64%	
--	-------	-------	--------	--

Valid	Invalid	Minimum	Maximum
11070	9675	0	1

### 

Type	Code
Measurement Unit	numeric
H1RE6	6. How often do you pray?

			Frequency	% of total	% of valid
Valid	1	at least once a day	8649	41.69%	48.59%
	2	at least once a week	4302	20.74%	24.17%
	3	at least once a month	1841	8.87%	10.34%
	4	less than once a month	1622	7.82%	9.11%
	5	never	1385	6.68%	7.78%
Total			17,799	85.8%	100%
Missing	6	refused	13	0.06%	
	7	legitimate skip	2909	14.02%	
	8	don't know	24	0.12%	
Total			2,946	14.2%	

Valid	Invalid	Minimum	Maximum
17799	2946	1	5

### 

Type	Code
Measurement Unit	numeric
H1RE7	7. Many churches, synagogues, and other places of worship have special activities for teenagers--such as youth groups, Bible classes, or choir. In the past 12 months, how often did you attend such youth activities?

			Frequency	% of total	% of valid
Valid	1	once a week or more	4342	20.93%	24.39%
	2	once a month or more, but less than once a week	2862	13.8%	16.08%
	3	less than once a month	2685	12.94%	15.08%
	4	never	7915	38.15%	44.46%
Total			17,804	85.82%	100%

Missing	6	refused	10	0.05%	
	7	legitimate skip	2909	14.02%	
	8	don't know	22	0.11%	
		Total	2,941	14.18%	

Valid	Invalid	Minimum	Maximum
17804	2941	1	4

### 

Type	Code
Measurement Unit	numeric
H1EE1	1. On a scale of 1 to 5, where 1 is low and 5 is high, how much do you want to go to college?

			Frequency	% of total	% of valid
Valid	1	1	780	3.76%	3.79%
	2	2	599	2.89%	2.91%
	3	3	2134	10.29%	10.37%
	4	4	2788	13.44%	13.54%
	5	5	14284	68.86%	69.39%
		Total	20,585	99.23%	100%
Missing	6	refused	66	0.32%	
	8	don't know	94	0.45%	
		Total	160	0.77%	

Valid	Invalid	Minimum	Maximum
20585	160	1	5

### 

Type	Code
Measurement Unit	numeric
H1EE2	2. On a scale of 1 to 5, where 1 is low and 5 is high, how likely is it that you will go to college?

			Frequency	% of total	% of valid
Valid	1	1	1120	5.4%	5.45%
	2	2	1026	4.95%	4.99%
	3	3	2989	14.41%	14.53%
	4	4	4420	21.31%	21.49%
	5	5	11011	53.08%	53.54%
		Total	20,566	99.14%	100%

Missing	6	refused	66	0.32%	
	8	don't know	111	0.54%	
	9	not applicable	2	0.01%	
		Total	179	0.86%	

Valid	Invalid	Minimum	Maximum
20566	179	1	5

### H1EE3 - S38Q3 DID YOU WORK FOR PAY-W1

Type	Code
Measurement Unit	numeric
H1EE3	3. In the last 4 weeks, did you work--for pay--for anyone outside your home? This includes both regular jobs and things like baby-sitting or yard work.

			Frequency	% of total	% of valid
Valid	0	no	9093	43.83%	44.06%
	1	yes	11546	55.66%	55.94%
		Total	20,639	99.49%	100%
Missing	6	refused	66	0.32%	
	8	don't know	40	0.19%	
		Total	106	0.51%	

Valid	Invalid	Minimum	Maximum
20639	106	0	1

### H1EE4 - S38Q4 HRS/WEEK WORK-NONSUMMER-W1

Type	Numeric (Double)
H1EE4	4. How many hours do you spend working for pay in a typical non-summer week?

			Frequency	% of total	% of valid
Missing	.	missing	1	0%	
	996	refused	80	0.39%	
	998	don't know	129	0.62%	
	999	not applicable	6	0.03%	
		Total	216	1.04%	

Valid	Invalid	Minimum	Maximum	Mean	StdDev
20529	216	0	145	7.6856203...	11.742559...

 H1EE5 - S38Q5 MONEY EARNED/WEEK-NONSUMMER-W1

Type	Numeric (Double)
H1EE5	5. How much money do you earn in a typical non-summer week from all your jobs combined?

			Frequency	% of total	% of valid
Missing	996	refused	22	0.11%	
	997	legitimate skip	10287	49.59%	
	998	don't know	109	0.53%	
	999	not applicable	10	0.05%	
Total			10,428	50.27%	

Valid	Invalid	Minimum	Maximum	Mean	StdDev
10317	10428	0	900	81.893786...	80.949283...

 H1EE6 - S38Q6 HRS/WEEK WORK-SUMMER-W1

Type	Numeric (Double)
H1EE6	6. How many hours do you spend working for pay in a typical summer week?

			Frequency	% of total	% of valid
Missing	.	missing	2	0.01%	
	996	refused	83	0.4%	
	998	don't know	258	1.24%	
	999	not applicable	6	0.03%	
Total			349	1.68%	

Valid	Invalid	Minimum	Maximum	Mean	StdDev
20396	349	0	99	14.852274...	17.408310...

 H1EE7 - S38Q7 MONEY EARNED/WEEK-SUMMER-W1

Type	Numeric (Double)
H1EE7	7. How much money do you earn in a typical summer week from all your jobs combined?

			Frequency	% of total	% of valid
Missing	.	missing	2	0.01%	
	996	refused	26	0.13%	
	997	legitimate skip	8229	39.67%	
	998	don't know	164	0.79%	
	999	not applicable	10	0.05%	

		Total	8,431	40.64%	
--	--	-------	-------	--------	--

Valid	Invalid	Minimum	Maximum	Mean	StdDev
12314	8431	0	990	123.47320...	105.04160...

### H1EE8 - S38Q8 WEEKLY ALLOWANCE-W1

Type	Numeric (Double)
H1EE8	8. How much is your allowance each week? If you don't receive your allowance weekly, how much would it be each week?

			Frequency	% of total	% of valid
Missing	.	missing	4	0.02%	
	96	refused	101	0.49%	
	98	don't know	197	0.95%	
	99	not applicable	32	0.15%	
		Total	334	1.61%	

Valid	Invalid	Minimum	Maximum	Mean	StdDev
20411	334	0	95	6.8344030...	10.555442...

### H1EE9 - S38Q9 EVER DRIVEN A CAR-W1

Type	Code
Measurement Unit	numeric
H1EE9	9. Have you ever driven a car?

			Frequency	% of total	% of valid
Valid	0	no	5155	24.85%	24.97%
	1	yes	15491	74.67%	75.03%
		Total	20,646	99.52%	100%
Missing	6	refused	66	0.32%	
	8	don't know	33	0.16%	
		Total	99	0.48%	

Valid	Invalid	Minimum	Maximum
20646	99	0	1

### H1EE10 - S38Q10 HAVE A VALID DRIVERS LICENSE-W1

Type	Code
Measurement Unit	numeric
H1EE10	10. Do you have a driver's license (not a driver's permit)?

			Frequency	% of total	% of valid
Valid	0	no	9270	44.69%	59.85%
	1	yes	6219	29.98%	40.15%
Total			15,489	74.66%	100%
Missing	6	refused	2	0.01%	
	7	legitimate skip	5254	25.33%	
Total			5,256	25.34%	

Valid	Invalid	Minimum	Maximum
15489	5256	0	1

### 

Type	Code
Measurement Unit	numeric
H1EE11	11. About how many miles do you drive each week?

			Frequency	% of total	% of valid
Valid	1	0, you don't drive	5478	26.41%	35.47%
	2	1-50 miles	6371	30.71%	41.25%
	3	51-100 miles	1849	8.91%	11.97%
	4	over 100 miles	1745	8.41%	11.3%
Total			15,443	74.44%	100%
Missing	6	refused	8	0.04%	
	7	legitimate skip	5254	25.33%	
	8	don't know	39	0.19%	
	9	not applicable	1	0%	
Total			5,302	25.56%	

Valid	Invalid	Minimum	Maximum
15443	5302	1	4

### 

Type	Code
Measurement Unit	numeric
H1EE12	12. What do you think are the chances that the following will happen to you? You will live to age 35.

			Frequency	% of total	% of valid
--	--	--	-----------	------------	------------

Valid	1	almost no chance	301	1.45%	1.46%
	2	some chance, but probably not	498	2.4%	2.42%
	3	a 50-50 chance	2311	11.14%	11.22%
	4	a good chance	6348	30.6%	30.82%
	5	almost certain	11136	53.68%	54.07%
		Total	20,594	99.27%	100%
Missing	6	refused	76	0.37%	
	8	don't know	75	0.36%	
		Total	151	0.73%	

Valid	Invalid	Minimum	Maximum
20594	151	1	5

### 

Type	Code
Measurement Unit	numeric
H1EE13	13. What do you think are the chances that the following will happen to you? You will be married by age 25.

			Frequency	% of total	% of valid
Valid	1	almost no chance	1889	9.11%	9.18%
	2	some chance, but probably not	2994	14.43%	14.55%
	3	a 50-50 chance	7104	34.24%	34.53%
	4	a good chance	5977	28.81%	29.05%
	5	almost certain	2610	12.58%	12.69%
		Total	20,574	99.18%	100%
Missing	6	refused	73	0.35%	
	8	don't know	98	0.47%	
		Total	171	0.82%	

Valid	Invalid	Minimum	Maximum
20574	171	1	5

### 

Type	Code
Measurement Unit	numeric
H1EE14	14. What do you think are the chances that the following thing will happen to you? You will be killed by age 21.

	Frequency	% of total	% of valid
--	-----------	------------	------------

Valid	1	almost no chance	10950	52.78%	53.27%
	2	some chance, but probably not	6341	30.57%	30.85%
	3	a 50-50 chance	2865	13.81%	13.94%
	4	a good chance	266	1.28%	1.29%
	5	almost certain	134	0.65%	0.65%
		Total	20,556	99.09%	100%
Missing	6	refused	84	0.4%	
	8	don't know	105	0.51%	
		Total	189	0.91%	

Valid	Invalid	Minimum	Maximum
20556	189	1	5

### H1EE15 - S38Q15 CHANCES-GET HIV/AIDS-W1

Type	Code
Measurement Unit	numeric
H1EE15	15. What do you think the chances are that the following will happen to you? You will get HIV or AIDS.

			Frequency	% of total	% of valid
Valid	1	almost no chance	12649	60.97%	61.56%
	2	some chance, but probably not	5585	26.92%	27.18%
	3	a 50-50 chance	2069	9.97%	10.07%
	4	a good chance	153	0.74%	0.74%
	5	almost certain	90	0.43%	0.44%
		Total	20,546	99.04%	100%
Missing	6	refused	92	0.44%	
	8	don't know	107	0.52%	
		Total	199	0.96%	

Valid	Invalid	Minimum	Maximum
20546	199	1	5

### STUDSIBA - S39 SIB A IS A STUDY SIB-W1

Type	Code
Measurement Unit	numeric
STUDSIBA	1st Sibling: Is {NAME} a study sib?

			Frequency	% of total	% of valid
Valid	0	no	7393	35.64%	65.63%
	1	yes	3872	18.66%	34.37%



		Total	11,265	54.3%	100%
Missing	.	missing	1	0%	
	6	refused	16	0.08%	
	7	legitimate skip	9426	45.44%	
	8	don't know	37	0.18%	
		Total	9,480	45.7%	

Valid	Invalid	Minimum	Maximum
11265	9480	0	1

### TWINA - S39 SIB A-RESPONDENTS TWIN-W1

Type	Code
Measurement Unit	numeric
TWINA	1st Sibling: Is {NAME} R's twin?

			Frequency	% of total	% of valid
Valid	0	no	4249	20.48%	77.76%
	1	yes	1215	5.86%	22.24%
		Total	5,464	26.34%	100%
Missing	.	missing	1	0%	
	6	refused	3	0.01%	
	7	legitimate skip	15273	73.62%	
	8	don't know	3	0.01%	
	9	not applicable	1	0%	
		Total	15,281	73.66%	

Valid	Invalid	Minimum	Maximum
5464	15281	0	1

### H1WS1A - S39Q1 SIB A-SPEND TIME TOGETHER-W1

Type	Code
Measurement Unit	numeric
H1WS1A	1A. 1st Sibling: How much time do you and {NAME} spend together?

			Frequency	% of total	% of valid
Valid	1	a lot	2425	11.69%	44.66%
	2	some	1811	8.73%	33.35%
	3	little	952	4.59%	17.53%
	4	none	242	1.17%	4.46%
		Total	5,430	26.17%	100%

Missing	.	missing	1	0%
	6	refused	26	0.13%
	7	legitimate skip	15273	73.62%
	8	don't know	12	0.06%
	9	not applicable	3	0.01%
		Total	15,315	73.83%

Valid	Invalid	Minimum	Maximum
5430	15315	1	4

### 

Type	Code
Measurement Unit	numeric
H1WS2A	2A. 1st Sibling: How much time do you and {NAME} spend with the same friend or group of friends?

			Frequency	% of total	% of valid
Valid	1	a lot	1255	6.05%	23.12%
	2	some	1382	6.66%	25.46%
	3	little	1340	6.46%	24.68%
	4	none	1452	7%	26.75%
		Total	5,429	26.17%	100%
Missing	.	missing	1	0%	
	6	refused	25	0.12%	
	7	legitimate skip	15273	73.62%	
	8	don't know	14	0.07%	
	9	not applicable	3	0.01%	
	Total	15,316	73.83%		

Valid	Invalid	Minimum	Maximum
5429	15316	1	4

### 

Type	Code
Measurement Unit	numeric
H1WS3A	3A. 1st Sibling: How often do you and {NAME} quarrel or fight?

			Frequency	% of total	% of valid
--	--	--	-----------	------------	------------

Valid	1	very often	706	3.4%	13.01%
	2	often	1129	5.44%	20.81%
	3	sometimes	1849	8.91%	34.08%
	4	seldom	1319	6.36%	24.31%
	5	never	423	2.04%	7.8%
		Total	5,426	26.16%	100%
Missing	.	missing	1	0%	
	6	refused	27	0.13%	
	7	legitimate skip	15273	73.62%	
	8	don't know	14	0.07%	
	9	not applicable	4	0.02%	
		Total	15,319	73.84%	

Valid	Invalid	Minimum	Maximum
5426	15319	1	5

### H1WS4A - S39Q4 SIB A-FEEL LOVE FOR SIB A-W1

Type	Code
Measurement Unit	numeric
H1WS4A	4A. 1st Sibling: How often do you feel love for {NAME}?

			Frequency	% of total	% of valid
Valid	1	very often	2014	9.71%	37.17%
	2	often	1663	8.02%	30.69%
	3	sometimes	1214	5.85%	22.4%
	4	seldom	398	1.92%	7.34%
	5	never	130	0.63%	2.4%
		Total	5,419	26.12%	100%
Missing	.	missing	1	0%	
	6	refused	30	0.14%	
	7	legitimate skip	15273	73.62%	
	8	don't know	18	0.09%	
	9	not applicable	4	0.02%	
		Total	15,326	73.88%	

Valid	Invalid	Minimum	Maximum
5419	15326	1	5

### H1WS5A - S39Q5 SIB A-RIVAL FOR PARENTS ATTN-W1

Type	Code
------	------

Measurement Unit	numeric
H1WS5A	5A. 1st Sibling: Think of all the things your parents do for you and {NAME}. Do you think that you or {NAME} receive more attention and love from your parents? Would you say {NAME} receives...

			Frequency	% of total	% of valid
Valid	1	a lot more	395	1.9%	7.3%
	2	a little more	733	3.53%	13.54%
	3	the same amount	3886	18.73%	71.8%
	4	a little less	236	1.14%	4.36%
	5	a lot less	53	0.26%	0.98%
	6	not applicable	109	0.53%	2.01%
Total			5,412	26.09%	100%
Missing	.	missing	1	0%	
	96	refused	32	0.15%	
	97	legitimate skip	15273	73.62%	
	98	don't know	23	0.11%	
	99	not applicable	4	0.02%	
Total			15,333	73.91%	

Valid	Invalid	Minimum	Maximum
5412	15333	1	6

### H1WS6A - S39Q6 SIB A-LOOK ALIKE-W1

Type	Code
Measurement Unit	numeric
H1WS6A	6A. 1st Sibling: How much do you and {NAME} look alike?

			Frequency	% of total	% of valid
Valid	1	not at all	1430	6.89%	34.08%
	2	very little	956	4.61%	22.78%
	3	somewhat	1060	5.11%	25.26%
	4	quite a bit	543	2.62%	12.94%
	5	very much	207	1%	4.93%
Total			4,196	20.23%	100%
Missing	.	missing	1	0%	
	6	refused	29	0.14%	
	7	legitimate skip	16488	79.48%	
	8	don't know	27	0.13%	
	9	not applicable	4	0.02%	
Total			16,549	79.77%	

Valid	Invalid	Minimum	Maximum
4196	16549	1	5

### H1WS7A - S39Q7 SIB A-IDENTICAL OR FRATERNAL-W1

Type	Code
Measurement Unit	numeric
H1WS7A	7A. 1st Sibling: Are you and {NAME} identical twins or fraternal twins?

			Frequency	% of total	% of valid
Valid	1	identical	425	2.05%	35.21%
	2	fraternal	782	3.77%	64.79%
	Total		1,207	5.82%	100%
Missing	.	missing	1	0%	
	6	refused	5	0.02%	
	7	legitimate skip	19529	94.14%	
	8	don't know	3	0.01%	
	Total		19,538	94.18%	

Valid	Invalid	Minimum	Maximum
1207	19538	1	2

### H1WS8A - S39Q8 SIB A-SIMILARITY IN LOOKS-W1

Type	Code
Measurement Unit	numeric
H1WS8A	8A. 1st Sibling: When you were young children, did you and {NAME} look very much alike, like two peas in a pod, or did you just look like members of the same family?

			Frequency	% of total	% of valid
Valid	1	two peas	663	3.2%	54.75%
	2	same family	548	2.64%	45.25%
	Total		1,211	5.84%	100%
Missing	.	missing	1	0%	
	6	refused	1	0%	
	7	legitimate skip	19529	94.14%	
	8	don't know	3	0.01%	
	Total		19,534	94.16%	

Valid	Invalid	Minimum	Maximum
1211	19534	1	2

 H1WS9A - S39Q9 SIB A-CONFUSE STRANGERS-W1

Type	Code
Measurement Unit	numeric
H1WS9A	9A. 1st Sibling: Are strangers ever confused about which one of you is which?

			Frequency	% of total	% of valid
Valid	0	no	139	0.67%	20.93%
	1	yes	525	2.53%	79.07%
Total			664	3.2%	100%
Missing	.	missing	1	0%	
	6	refused	1	0%	
	7	legitimate skip	20077	96.78%	
	8	don't know	2	0.01%	
Total			20,081	96.8%	

Valid	Invalid	Minimum	Maximum
664	20081	0	1

 H1WS10A - S39Q10 SIB A-CONFUSE TEACHERS-W1

Type	Code
Measurement Unit	numeric
H1WS10A	10A. 1st Sibling: Are your teachers ever confused between you and your sibling?

			Frequency	% of total	% of valid
Valid	0	no	49	0.24%	9.33%
	1	yes	476	2.29%	90.67%
Total			525	2.53%	100%
Missing	.	missing	1	0%	
	7	legitimate skip	20219	97.46%	
Total			20,220	97.47%	

Valid	Invalid	Minimum	Maximum
525	20220	0	1

 H1WS11A - S39Q11 SIB A-CONFUSE FAMILY-W1

Type	Code
Measurement Unit	numeric

H1WS11A	11A. 1st Sibling: Are family members ever confused between you and your sibling?
---------	--

			Frequency	% of total	% of valid
Valid	0	no	188	0.91%	39.5%
	1	yes	288	1.39%	60.5%
Total			476	2.29%	100%
Missing	.	missing	1	0%	
	7	legitimate skip	20268	97.7%	
Total			20,269	97.71%	

Valid	Invalid	Minimum	Maximum
476	20269	0	1

### H1WS12A - S39Q12 SIB A-SIMILAR PERSONALITY-W1

Type	Code
Measurement Unit	numeric
H1WS12A	12A. 1st Sibling: How similar are you in personality to {NAME}?

			Frequency	% of total	% of valid
Valid	1	not at all	1630	7.86%	30.12%
	2	very little	1484	7.15%	27.42%
	3	somewhat	1476	7.11%	27.27%
	4	quite a bit	605	2.92%	11.18%
	5	very much	217	1.05%	4.01%
Total			5,412	26.09%	100%
Missing	.	missing	1	0%	
	6	refused	29	0.14%	
	7	legitimate skip	15273	73.62%	
	8	don't know	26	0.13%	
	9	not applicable	4	0.02%	
Total			15,333	73.91%	

Valid	Invalid	Minimum	Maximum
5412	15333	1	5

### STUDSIBB - S39 SIB B-A STUDY SIB-W1

Type	Code
Measurement Unit	numeric
STUDSIBB	2nd Sibling: Is {NAME} a study sib?

			Frequency	% of total	% of valid
Valid	0	no	2404	11.59%	76.58%
	1	yes	735	3.54%	23.42%
Total			3,139	15.13%	100%
Missing	6	refused	5	0.02%	
	7	legitimate skip	17594	84.81%	
	8	don't know	6	0.03%	
	9	not applicable	1	0%	
Total			17,606	84.87%	

Valid	Invalid	Minimum	Maximum
3139	17606	0	1

### TWINB - S39 SIB B-RESPONDENTS TWIN-W1

Type	Code
Measurement Unit	numeric
TWINB	2nd Sibling: Is {NAME} R's twin?

			Frequency	% of total	% of valid
Valid	0	no	1139	5.49%	86.22%
	1	yes	182	0.88%	13.78%
Total			1,321	6.37%	100%
Missing	6	refused	5	0.02%	
	7	legitimate skip	19416	93.59%	
	8	don't know	2	0.01%	
	9	not applicable	1	0%	
Total			19,424	93.63%	

Valid	Invalid	Minimum	Maximum
1321	19424	0	1

### H1WS1B - S39Q1 SIB B-SPEND TIME TOGETHER-W1

Type	Code
Measurement Unit	numeric
H1WS1B	1B. 2nd Sibling: How much time do you and {NAME} spend together?

			Frequency	% of total	% of valid
Valid	1	a lot	453	2.18%	34.61%
	2	some	452	2.18%	34.53%
	3	little	310	1.49%	23.68%
	4	none	94	0.45%	7.18%



		Total	1,309	6.31%	100%
Missing	6	refused	14	0.07%	
	7	legitimate skip	19416	93.59%	
	8	don't know	5	0.02%	
	9	not applicable	1	0%	
		Total	19,436	93.69%	

Valid	Invalid	Minimum	Maximum
1309	19436	1	4

### H1WS2B - S39Q2 SIB B-SAME FRIENDS-W1

Type	Code
Measurement Unit	numeric
H1WS2B	2B. 2nd Sibling: How much time do you and {NAME} spend with the same friend or group of friends?

			Frequency	% of total	% of valid
Valid	1	a lot	239	1.15%	18.27%
	2	some	263	1.27%	20.11%
	3	little	302	1.46%	23.09%
	4	none	504	2.43%	38.53%
		Total	1,308	6.31%	100%
Missing	6	refused	15	0.07%	
	7	legitimate skip	19416	93.59%	
	8	don't know	5	0.02%	
	9	not applicable	1	0%	
		Total	19,437	93.69%	

Valid	Invalid	Minimum	Maximum
1308	19437	1	4

### H1WS3B - S39Q3 SIB B-FIGHT/QUARREL-W1

Type	Code
Measurement Unit	numeric
H1WS3B	3B. 2nd Sibling: How often do you and {NAME} quarrel or fight?

			Frequency	% of total	% of valid
--	--	--	-----------	------------	------------

Valid	1	very often	147	0.71%	11.23%
	2	often	219	1.06%	16.73%
	3	sometimes	438	2.11%	33.46%
	4	seldom	351	1.69%	26.81%
	5	never	154	0.74%	11.76%
		Total	1,309	6.31%	100%
Missing	6	refused	14	0.07%	
	7	legitimate skip	19416	93.59%	
	8	don't know	5	0.02%	
	9	not applicable	1	0%	
		Total	19,436	93.69%	

Valid	Invalid	Minimum	Maximum
1309	19436	1	5

### H1WS4B - S39Q4 SIB B-FEEL LOVE FOR SIB B-W1

Type	Code
Measurement Unit	numeric
H1WS4B	4B. 2nd Sibling: How often do you feel love for {NAME}?

			Frequency	% of total	% of valid
Valid	1	very often	488	2.35%	37.31%
	2	often	388	1.87%	29.66%
	3	sometimes	293	1.41%	22.4%
	4	seldom	102	0.49%	7.8%
	5	never	37	0.18%	2.83%
		Total	1,308	6.31%	100%
Missing	6	refused	15	0.07%	
	7	legitimate skip	19416	93.59%	
	8	don't know	5	0.02%	
	9	not applicable	1	0%	
		Total	19,437	93.69%	

Valid	Invalid	Minimum	Maximum
1308	19437	1	5

### H1WS5B - S39Q5 SIB B-RIVAL FOR PARENTS ATTN-W1

Type	Code
Measurement Unit	numeric

H1WS5B	5B. 2nd Sibling: Think of all the things your parents do for you and {NAME}. Do you think that you or {NAME} receive more attention and love from your parents? Would you say {NAME} receives...
--------	--

			Frequency	% of total	% of valid
Valid	1	a lot more	103	0.5%	7.9%
	2	a little more	153	0.74%	11.74%
	3	the same amount	934	4.5%	71.68%
	4	a little less	61	0.29%	4.68%
	5	a lot less	22	0.11%	1.69%
	6	not applicable	30	0.14%	2.3%
Total			1,303	6.28%	100%
Missing	96	refused	15	0.07%	
	97	legitimate skip	19416	93.59%	
	98	don't know	9	0.04%	
	99	not applicable	2	0.01%	
Total			19,442	93.72%	

Valid	Invalid	Minimum	Maximum
1303	19442	1	6

### H1WS6B - S39Q6 SIB B-LOOK ALIKE-W1

Type	Code
Measurement Unit	numeric
H1WS6B	6B. 2nd Sibling: How much do you and {NAME} look alike?

			Frequency	% of total	% of valid
Valid	1	not at all	486	2.34%	43.39%
	2	very little	234	1.13%	20.89%
	3	somewhat	238	1.15%	21.25%
	4	quite a bit	120	0.58%	10.71%
	5	very much	42	0.2%	3.75%
Total			1,120	5.4%	100%
Missing	6	refused	14	0.07%	
	7	legitimate skip	19598	94.47%	
	8	don't know	11	0.05%	
	9	not applicable	2	0.01%	
Total			19,625	94.6%	

Valid	Invalid	Minimum	Maximum
1120	19625	1	5

 H1WS7B - S39Q7 SIB B-IDENTICAL OR FRATERNAL-W1

Type	Code
Measurement Unit	numeric
H1WS7B	7B. 2nd Sibling: Are you and {NAME} identical twins or fraternal twins?

			Frequency	% of total	% of valid
Valid	1	identical	50	0.24%	27.78%
	2	fraternal	130	0.63%	72.22%
Total			180	0.87%	100%
Missing	6	refused	1	0%	
	7	legitimate skip	20563	99.12%	
	8	don't know	1	0%	
Total			20,565	99.13%	

Valid	Invalid	Minimum	Maximum
180	20565	1	2

 H1WS8B - S39Q8 SIB B-SIMILARITY IN LOOKS-W1

Type	Code
Measurement Unit	numeric
H1WS8B	8B. 2nd Sibling: When you were young children, did you and {NAME} look very much alike, like two peas in a pod, or did you just look like members of the same family?

			Frequency	% of total	% of valid
Valid	1	two peas	88	0.42%	48.89%
	2	same family	92	0.44%	51.11%
Total			180	0.87%	100%
Missing	6	refused	1	0%	
	7	legitimate skip	20563	99.12%	
	8	don't know	1	0%	
Total			20,565	99.13%	

Valid	Invalid	Minimum	Maximum
180	20565	1	2

 H1WS9B - S39Q9 SIB B-CONFUSE STRANGERS-W1

Type	Code
Measurement Unit	numeric

H1WS9B	9B. 2nd Sibling: Are strangers ever confused about which one of you is which?
--------	---

			Frequency	% of total	% of valid
Valid	0	no	15	0.07%	16.85%
	1	yes	74	0.36%	83.15%
		Total	89	0.43%	100%
Missing	6	refused	1	0%	
	7	legitimate skip	20655	99.57%	
		Total	20,656	99.57%	

Valid	Invalid	Minimum	Maximum
89	20656	0	1

### H1WS10B - S39Q10 SIB B-CONFUSE TEACHERS-W1

Type	Code
Measurement Unit	numeric
H1WS10B	10B. 2nd Sibling: Are your teachers ever confused between you and your sibling?

			Frequency	% of total	% of valid
Valid	0	no	7	0.03%	9.46%
	1	yes	67	0.32%	90.54%
		Total	74	0.36%	100%
Missing	7	legitimate skip	20671	99.64%	
		Total	20,671	99.64%	

Valid	Invalid	Minimum	Maximum
74	20671	0	1

### H1WS11B - S39Q11 SIB B-CONFUSE FAMILY-W1

Type	Code
Measurement Unit	numeric
H1WS11B	11B. 2nd Sibling: Are family members ever confused between you and your sibling?

			Frequency	% of total	% of valid
Valid	0	no	25	0.12%	37.31%
	1	yes	42	0.2%	62.69%
		Total	67	0.32%	100%
Missing	7	legitimate skip	20678	99.68%	
		Total	20,678	99.68%	

		Total	20,678	99.68%	
--	--	-------	--------	--------	--

Valid	Invalid	Minimum	Maximum
67	20678	0	1

### H1WS12B - S39Q12 SIB B-SIMILAR PERSONALITY-W1

Type	Code
Measurement Unit	numeric
H1WS12B	12B. 2nd Sibling: How similar are you in personality to {NAME}?

			Frequency	% of total	% of valid
Valid	1	not at all	439	2.12%	33.82%
	2	very little	323	1.56%	24.88%
	3	somewhat	337	1.62%	25.96%
	4	quite a bit	151	0.73%	11.63%
	5	very much	48	0.23%	3.7%
Total			1,298	6.26%	100%
Missing	6	refused	18	0.09%	
	7	legitimate skip	19416	93.59%	
	8	don't know	12	0.06%	
	9	not applicable	1	0%	
Total			19,447	93.74%	

Valid	Invalid	Minimum	Maximum
1298	19447	1	5

### STUDSIBC - S39 SIB C-STUDY SIB-W1

Type	Code
Measurement Unit	numeric
STUDSIBC	3rd Sibling: Is {NAME} a study sib?

			Frequency	% of total	% of valid
Valid	0	no	537	2.59%	83%
	1	yes	110	0.53%	17%
Total			647	3.12%	100%
Missing	6	refused	4	0.02%	
	7	legitimate skip	20092	96.85%	
	8	don't know	2	0.01%	
Total			20,098	96.88%	

Valid	Invalid	Minimum	Maximum
-------	---------	---------	---------

647	20098	0	1
-----	-------	---	---

### TWINC - S39 SIB C-RESPONDENTS TWIN-W1

Type	Code
Measurement Unit	numeric
TWINC	3rd Sibling: Is {NAME} R's twin?

			Frequency	% of total	% of valid
Valid	0	no	215	1.04%	92.27%
	1	yes	18	0.09%	7.73%
	Total		233	1.12%	100%
Missing	6	refused	4	0.02%	
	7	legitimate skip	20508	98.86%	
	Total		20,512	98.88%	

Valid	Invalid	Minimum	Maximum
233	20512	0	1

### H1WS1C - S39Q1 SIB C-SPEND TIME TOGETHER-W1

Type	Code
Measurement Unit	numeric
H1WS1C	1C. 3rd Sibling: How much time do you and {NAME} spend together?

			Frequency	% of total	% of valid
Valid	1	a lot	68	0.33%	30.09%
	2	some	71	0.34%	31.42%
	3	little	56	0.27%	24.78%
	4	none	31	0.15%	13.72%
	Total		226	1.09%	100%
Missing	6	refused	9	0.04%	
	7	legitimate skip	20508	98.86%	
	8	don't know	2	0.01%	
	Total		20,519	98.91%	

Valid	Invalid	Minimum	Maximum
226	20519	1	4

### H1WS2C - S39Q2 SIB C-SAME FRIENDS-W1

Type	Code
------	------

Measurement Unit	numeric
H1WS2C	2C. 3rd Sibling: How much time do you and {NAME} spend with the same friend or group of friends?

			Frequency	% of total	% of valid
Valid	1	a lot	37	0.18%	16.37%
	2	some	38	0.18%	16.81%
	3	little	39	0.19%	17.26%
	4	none	112	0.54%	49.56%
		Total	226	1.09%	100%
Missing	6	refused	9	0.04%	
	7	legitimate skip	20508	98.86%	
	8	don't know	2	0.01%	
		Total	20,519	98.91%	

Valid	Invalid	Minimum	Maximum
226	20519	1	4

### H1WS3C - S39Q3 SIB C-FIGHT/QUARREL-W1

Type	Code
Measurement Unit	numeric
H1WS3C	3C. 3rd Sibling: How often do you and {NAME} quarrel or fight?

			Frequency	% of total	% of valid
Valid	1	very often	16	0.08%	7.08%
	2	often	34	0.16%	15.04%
	3	sometimes	73	0.35%	32.3%
	4	seldom	54	0.26%	23.89%
	5	never	49	0.24%	21.68%
		Total	226	1.09%	100%
Missing	6	refused	9	0.04%	
	7	legitimate skip	20508	98.86%	
	8	don't know	2	0.01%	
		Total	20,519	98.91%	

Valid	Invalid	Minimum	Maximum
226	20519	1	5

### H1WS4C - S39Q4 SIB C-FEEL LOVE FOR SIB C-W1

Type	Code
------	------



Measurement Unit	numeric
H1WS4C	4C. 3rd Sibling: How often do you feel love for {NAME}?

			Frequency	% of total	% of valid
Valid	1	very often	76	0.37%	33.63%
	2	often	61	0.29%	26.99%
	3	sometimes	64	0.31%	28.32%
	4	seldom	17	0.08%	7.52%
	5	never	8	0.04%	3.54%
		Total	226	1.09%	100%
Missing	6	refused	9	0.04%	
	7	legitimate skip	20508	98.86%	
	8	don't know	2	0.01%	
		Total	20,519	98.91%	

Valid	Invalid	Minimum	Maximum
226	20519	1	5

### H1WS5C - S39Q5 SIB C-RIVAL FOR PARENTS ATTN-W1

Type	Code
Measurement Unit	numeric
H1WS5C	5C. 3rd Sibling: Think of all the things your parents do for you and {NAME}. Do you think that you or {NAME} receive more attention and love from your parents? Would you say {NAME} receive...

			Frequency	% of total	% of valid
Valid	1	a lot more	22	0.11%	9.73%
	2	a little more	23	0.11%	10.18%
	3	the same amount	151	0.73%	66.81%
	4	a little less	16	0.08%	7.08%
	5	a lot less	6	0.03%	2.65%
	6	not applicable	8	0.04%	3.54%
		Total	226	1.09%	100%
Missing	96	refused	9	0.04%	
	97	legitimate skip	20508	98.86%	
	98	don't know	2	0.01%	
		Total	20,519	98.91%	

Valid	Invalid	Minimum	Maximum
226	20519	1	6

 H1WS6C - S39Q6 SIB C-LOOK ALIKE-W1

Type	Code
Measurement Unit	numeric
H1WS6C	6C. 3rd Sibling: How much do you and {NAME} look alike?

			Frequency	% of total	% of valid
Valid	1	not at all	113	0.54%	54.59%
	2	very little	36	0.17%	17.39%
	3	somewhat	27	0.13%	13.04%
	4	quite a bit	16	0.08%	7.73%
	5	very much	15	0.07%	7.25%
		Total	207	1%	100%
Missing	6	refused	9	0.04%	
	7	legitimate skip	20526	98.94%	
	8	don't know	3	0.01%	
		Total	20,538	99%	

Valid	Invalid	Minimum	Maximum
207	20538	1	5

 H1WS7C - S39Q7 SIB C-IDENTICAL OR FRATERNAL-W1

Type	Code
Measurement Unit	numeric
H1WS7C	7C. 3rd Sibling: Are you and {NAME} identical twins or fraternal twins?

			Frequency	% of total	% of valid
Valid	1	identical	8	0.04%	44.44%
	2	fraternal	10	0.05%	55.56%
		Total	18	0.09%	100%
Missing	7	legitimate skip	20727	99.91%	
		Total	20,727	99.91%	

Valid	Invalid	Minimum	Maximum
18	20727	1	2

 H1WS8C - S39Q8 SIB C-SIMILARITY IN LOOKS-W1

Type	Code
Measurement Unit	numeric

H1WS8C	8C. 3rd Sibling: When you were young children, did you and {NAME} look very much alike, like two peas in a pod, or did you just look like members of the same family?
--------	---

			Frequency	% of total	% of valid
Valid	1	two peas	11	0.05%	61.11%
	2	same family	7	0.03%	38.89%
		Total	18	0.09%	100%
Missing	7	legitimate skip	20727	99.91%	
	Total		20,727	99.91%	

Valid	Invalid	Minimum	Maximum
18	20727	1	2

### H1WS9C - S39Q9 SIB C-CONFUSE STRANGERS-W1

Type	Code
Measurement Unit	numeric
H1WS9C	9C. 3rd Sibling: Are strangers ever confused about which one of you is which?

			Frequency	% of total	% of valid
Valid	0	no	3	0.01%	27.27%
	1	yes	8	0.04%	72.73%
		Total	11	0.05%	100%
Missing	7	legitimate skip	20734	99.95%	
	Total		20,734	99.95%	

Valid	Invalid	Minimum	Maximum
11	20734	0	1

### H1WS10C - S39Q10 SIB C-CONFUSE TEACHERS-W1

Type	Code
Measurement Unit	numeric
H1WS10C	10C. 3rd Sibling: Are your teachers ever confused between you and your sibling?

			Frequency	% of total	% of valid
Valid	0	no	2	0.01%	25%
	1	yes	6	0.03%	75%
		Total	8	0.04%	100%
Missing	7	legitimate skip	20737	99.96%	

		Total	20,737	99.96%	
--	--	-------	--------	--------	--

Valid	Invalid	Minimum	Maximum
8	20737	0	1

### H1WS11C - S39Q11 SIB C-CONFUSE FAMILY-W1

Type	Code
Measurement Unit	numeric
H1WS11C	11C. 3rd Sibling: Are family members ever confused between you and your sibling?

			Frequency	% of total	% of valid
Valid	0	no	2	0.01%	33.33%
	1	yes	4	0.02%	66.67%
		Total	6	0.03%	100%
Missing	7	legitimate skip	20739	99.97%	
		Total	20,739	99.97%	

Valid	Invalid	Minimum	Maximum
6	20739	0	1

### H1WS12C - S39Q12 SIB C-SIMILAR PERSONALITY-W1

Type	Code
Measurement Unit	numeric
H1WS12C	12C. 3rd Sibling: How similar are you in personality to {NAME}?

			Frequency	% of total	% of valid
Valid	1	not at all	106	0.51%	47.11%
	2	very little	44	0.21%	19.56%
	3	somewhat	38	0.18%	16.89%
	4	quite a bit	26	0.13%	11.56%
	5	very much	11	0.05%	4.89%
		Total	225	1.08%	100%
Missing	6	refused	9	0.04%	
	7	legitimate skip	20508	98.86%	
	8	don't know	3	0.01%	
		Total	20,520	98.92%	

Valid	Invalid	Minimum	Maximum
225	20520	1	5

 STUDSIBD - S39 SIB D-STUDY SIB-W1

Type	Code
Measurement Unit	numeric
STUDSIBD	4th Sibling: Is {NAME} a study sib?

			Frequency	% of total	% of valid
Valid	0	no	88	0.42%	90.72%
	1	yes	9	0.04%	9.28%
Total			97	0.47%	100%
Missing	6	refused	1	0%	
	7	legitimate skip	20646	99.52%	
	8	don't know	1	0%	
Total			20,648	99.53%	

Valid	Invalid	Minimum	Maximum
97	20648	0	1

 TWIND - S39 SIB D-RESPONDENTS TWIN-W1

Type	Code
Measurement Unit	numeric
TWIND	4th Sibling: Is {NAME} R's twin?

			Frequency	% of total	% of valid
Valid	0	no	38	0.18%	90.48%
	1	yes	4	0.02%	9.52%
Total			42	0.2%	100%
Missing	6	refused	2	0.01%	
	7	legitimate skip	20701	99.79%	
Total			20,703	99.8%	

Valid	Invalid	Minimum	Maximum
42	20703	0	1

 H1WS1D - S39Q1 SIB D-SPEND TIME TOGETHER-W1

Type	Code
Measurement Unit	numeric
H1WS1D	1D. 4th Sibling: How much time do you and {NAME} spend together?

			Frequency	% of total	% of valid
--	--	--	-----------	------------	------------

Valid	1	a lot	7	0.03%	17.07%
	2	some	18	0.09%	43.9%
	3	little	11	0.05%	26.83%
	4	none	5	0.02%	12.2%
		Total	41	0.2%	100%
Missing	6	refused	3	0.01%	
	7	legitimate skip	20701	99.79%	
		Total	20,704	99.8%	

Valid	Invalid	Minimum	Maximum
41	20704	1	4

### H1WS2D - S39Q2 SIB D-SAME FRIENDS-W1

Type	Code
Measurement Unit	numeric
H1WS2D	2D. 4th Sibling: How much time do you and {NAME} spend with the same friend or group of friends?

			Frequency	% of total	% of valid
Valid	1	a lot	7	0.03%	17.07%
	2	some	7	0.03%	17.07%
	3	little	8	0.04%	19.51%
	4	none	19	0.09%	46.34%
		Total	41	0.2%	100%
Missing	6	refused	3	0.01%	
	7	legitimate skip	20701	99.79%	
		Total	20,704	99.8%	

Valid	Invalid	Minimum	Maximum
41	20704	1	4

### H1WS3D - S39Q3 SIB D-FIGHT/QUARREL-W1

Type	Code
Measurement Unit	numeric
H1WS3D	3D. 4th Sibling: How often do you and {NAME} quarrel or fight?

	Frequency	% of total	% of valid
--	-----------	------------	------------

Valid	1	very often	5	0.02%	12.2%
	2	often	6	0.03%	14.63%
	3	sometimes	8	0.04%	19.51%
	4	seldom	13	0.06%	31.71%
	5	never	9	0.04%	21.95%
		Total	41	0.2%	100%
Missing	6	refused	3	0.01%	
	7	legitimate skip	20701	99.79%	
		Total	20,704	99.8%	

Valid	Invalid	Minimum	Maximum
41	20704	1	5

### H1WS4D - S39Q4 SIB D-FEEL LOVE FOR SIB D-W1

Type	Code
Measurement Unit	numeric
H1WS4D	4D. 4th Sibling: How often do you feel love for {NAME}?

			Frequency	% of total	% of valid
Valid	1	very often	16	0.08%	39.02%
	2	often	5	0.02%	12.2%
	3	sometimes	15	0.07%	36.59%
	4	seldom	3	0.01%	7.32%
	5	never	2	0.01%	4.88%
		Total	41	0.2%	100%
Missing	6	refused	3	0.01%	
	7	legitimate skip	20701	99.79%	
		Total	20,704	99.8%	

Valid	Invalid	Minimum	Maximum
41	20704	1	5

### H1WS5D - S39Q5 SIB D-RIVAL FOR PARENTS ATTN-W1

Type	Code
Measurement Unit	numeric
H1WS5D	5D. 4th Sibling: Think of all the things your parents do for you and {NAME}. Do you think that you or {NAME} receive more attention and love from your parents? Would you say {NAME} receive...

	Frequency	% of total	% of valid
--	-----------	------------	------------

Valid	1	a lot more	4	0.02%	9.76%
	2	a little more	3	0.01%	7.32%
	3	the same amount	29	0.14%	70.73%
	4	a little less	3	0.01%	7.32%
	5	a lot less	1	0%	2.44%
	6	not applicable	1	0%	2.44%
		Total	41	0.2%	100%
Missing	96	refused	3	0.01%	
	97	legitimate skip	20701	99.79%	
		Total	20,704	99.8%	

Valid	Invalid	Minimum	Maximum
41	20704	1	6

### H1WS6D - S39Q6 SIB D-LOOK ALIKE-W1

Type	Code
Measurement Unit	numeric
H1WS6D	6D. 4th Sibling: How much do you and {NAME} look alike?

			Frequency	% of total	% of valid
Valid	1	not at all	15	0.07%	40.54%
	2	very little	13	0.06%	35.14%
	3	somewhat	4	0.02%	10.81%
	4	quite a bit	3	0.01%	8.11%
	5	very much	2	0.01%	5.41%
		Total	37	0.18%	100%
Missing	6	refused	3	0.01%	
	7	legitimate skip	20705	99.81%	
		Total	20,708	99.82%	

Valid	Invalid	Minimum	Maximum
37	20708	1	5

### H1WS7D - S39Q7 SIB D-IDENTICAL OR FRATERNAL-W1

Type	Code
Measurement Unit	numeric
H1WS7D	7D. 4th Sibling: Are you and {NAME} identical twins or fraternal twins?

			Frequency	% of total	% of valid
Valid	2	fraternal	4	0.02%	100%



		Total	4	0.02%	100%
Missing	7	legitimate skip	20741	99.98%	
		Total	20,741	99.98%	

Valid	Invalid	Minimum	Maximum
4	20741	2	2

### H1WS8D - S39Q8 SIB D-SIMILARITY IN LOOKS-W1

Type	Code
Measurement Unit	numeric
H1WS8D	8D. 4th Sibling: When you were young children, did you and {NAME} look very much alike, like two peas in a pod, or did you just look like members of the same family?

			Frequency	% of total	% of valid
Valid	1	two peas	2	0.01%	50%
	2	same family	2	0.01%	50%
		Total	4	0.02%	100%
Missing	7	legitimate skip	20741	99.98%	
		Total	20,741	99.98%	

Valid	Invalid	Minimum	Maximum
4	20741	1	2

### H1WS9D - S39Q9 SIB D-CONFUSE STRANGERS-W1

Type	Code
Measurement Unit	numeric
H1WS9D	9D. 4th Sibling: Are strangers ever confused about which one of you is which?

			Frequency	% of total	% of valid
Valid	0	no	1	0%	50%
	1	yes	1	0%	50%
		Total	2	0.01%	100%
Missing	7	legitimate skip	20743	99.99%	
		Total	20,743	99.99%	

Valid	Invalid	Minimum	Maximum
2	20743	0	1

 H1WS10D - S39Q10 SIB D-CONFUSE TEACHERS-W1

Type	Code
Measurement Unit	numeric
H1WS10D	10D. 4th Sibling: Are your teachers ever confused between you and your sibling?

			Frequency	% of total	% of valid
Valid	1	yes	1	0%	100%
		Total	1	0%	100%
Missing	7	legitimate skip	20744	100%	
		Total	20,744	100%	

Valid	Invalid	Minimum	Maximum
1	20744	1	1

 H1WS11D - S39Q11 SIB D-CONFUSE FAMILY-W1

Type	Code
Measurement Unit	numeric
H1WS11D	11D. 4th Sibling: Are family members ever confused between you and your sibling?

			Frequency	% of total	% of valid
Valid	1	yes	1	0%	100%
		Total	1	0%	100%
Missing	7	legitimate skip	20744	100%	
		Total	20,744	100%	

Valid	Invalid	Minimum	Maximum
1	20744	1	1

 H1WS12D - S39Q12 SIB D-SIMILAR PERSONALITY-W1

Type	Code
Measurement Unit	numeric
H1WS12D	12D. 4th Sibling: How similar are you in personality to {NAME}?

			Frequency	% of total	% of valid
--	--	--	-----------	------------	------------

Valid	1	not at all	16	0.08%	39.02%
	2	very little	14	0.07%	34.15%
	3	somewhat	8	0.04%	19.51%
	4	quite a bit	3	0.01%	7.32%
		Total	41	0.2%	100%
Missing	6	refused	3	0.01%	
	7	legitimate skip	20701	99.79%	
		Total	20,704	99.8%	

Valid	Invalid	Minimum	Maximum
41	20704	1	4

### STUDSIBE - S39 SIB E-STUDY SIB-W1

Type	Code
Measurement Unit	numeric
STUDSIBE	5th Sibling: Is {NAME} a study sib?

			Frequency	% of total	% of valid
Valid	0	no	21	0.1%	87.5%
	1	yes	3	0.01%	12.5%
		Total	24	0.12%	100%
Missing	6	refused	1	0%	
	7	legitimate skip	20719	99.87%	
	8	don't know	1	0%	
		Total	20,721	99.88%	

Valid	Invalid	Minimum	Maximum
24	20721	0	1

### TWINE - S39 SIB E-RESPONDENTS TWIN-W1

Type	Code
Measurement Unit	numeric
TWINE	5th Sibling: Is {NAME} R's twin?

			Frequency	% of total	% of valid
Valid	0	no	11	0.05%	91.67%
	1	yes	1	0%	8.33%
		Total	12	0.06%	100%
Missing	6	refused	1	0%	
	7	legitimate skip	20732	99.94%	

		Total	20,733	99.94%	
--	--	-------	--------	--------	--

Valid	Invalid	Minimum	Maximum
12	20733	0	1

### H1WS1E - S39Q1 SIB E-SPEND TIME TOGETHER-W1

Type	Code
Measurement Unit	numeric
H1WS1E	1E. 5th Sibling: How much time do you and {NAME} spend together?

			Frequency	% of total	% of valid
Valid	1	a lot	3	0.01%	30%
	2	some	1	0%	10%
	3	little	5	0.02%	50%
	4	none	1	0%	10%
Total			10	0.05%	100%
Missing	6	refused	3	0.01%	
	7	legitimate skip	20732	99.94%	
Total			20,735	99.95%	

Valid	Invalid	Minimum	Maximum
10	20735	1	4

### H1WS2E - S39Q2 SIB E-SAME FRIENDS-W1

Type	Code
Measurement Unit	numeric
H1WS2E	2E. 5th Sibling: How much time do you and {NAME} spend with the same friend or group of friends?

			Frequency	% of total	% of valid
Valid	2	some	2	0.01%	20%
	3	little	3	0.01%	30%
	4	none	5	0.02%	50%
Total			10	0.05%	100%
Missing	6	refused	3	0.01%	
	7	legitimate skip	20732	99.94%	
Total			20,735	99.95%	

Valid	Invalid	Minimum	Maximum
10	20735	2	4

 H1WS3E - S39Q3 SIB E-FIGHT/QUARREL-W1

Type	Code
Measurement Unit	numeric
H1WS3E	3E. 5th Sibling: How often do you and {NAME} quarrel or fight?

			Frequency	% of total	% of valid
Valid	2	often	2	0.01%	20%
	3	sometimes	3	0.01%	30%
	4	seldom	1	0%	10%
	5	never	4	0.02%	40%
Total			10	0.05%	100%
Missing	6	refused	3	0.01%	
	7	legitimate skip	20732	99.94%	
Total			20,735	99.95%	

Valid	Invalid	Minimum	Maximum
10	20735	2	5

 H1WS4E - S39Q4 SIB E-FEEL LOVE FOR SIB E-W1

Type	Code
Measurement Unit	numeric
H1WS4E	4E. 5th Sibling: How often do you feel love for {NAME}?

			Frequency	% of total	% of valid
Valid	1	very often	1	0%	10%
	2	often	5	0.02%	50%
	3	sometimes	4	0.02%	40%
Total			10	0.05%	100%
Missing	6	refused	3	0.01%	
	7	legitimate skip	20732	99.94%	
Total			20,735	99.95%	

Valid	Invalid	Minimum	Maximum
10	20735	1	3

 H1WS5E - S39Q5 SIB E-RIVAL FOR PARENTS ATTN-W1

Type	Code
Measurement Unit	numeric

H1WS5E	5E. 5th Sibling: Think of all the things your parents do for you and {NAME}. Do you think that you or {NAME} receive more attention and love from your parents? Would you say {NAME} receive...
--------	---

			Frequency	% of total	% of valid
Valid	1	a lot more	1	0%	10%
	3	the same amount	8	0.04%	80%
	5	a lot less	1	0%	10%
Total			10	0.05%	100%
Missing	96	refused	3	0.01%	
	97	legitimate skip	20732	99.94%	
Total			20,735	99.95%	

Valid	Invalid	Minimum	Maximum
10	20735	1	5

### H1WS6E - S39Q6 SIB E-LOOK ALIKE-W1

Type	Code
Measurement Unit	numeric
H1WS6E	6E. 5th Sibling: How much do you and {NAME} look alike?

			Frequency	% of total	% of valid
Valid	1	not at all	5	0.02%	55.56%
	2	very little	2	0.01%	22.22%
	3	somewhat	1	0%	11.11%
	4	quite a bit	1	0%	11.11%
Total			9	0.04%	100%
Missing	6	refused	3	0.01%	
	7	legitimate skip	20733	99.94%	
Total			20,736	99.96%	

Valid	Invalid	Minimum	Maximum
9	20736	1	4

### H1WS7E - S39Q7 SIB E-IDENTICAL OR FRATERNAL-W1

Type	Code
Measurement Unit	numeric
H1WS7E	7E. 5th Sibling: Are you and {NAME} identical twins or fraternal twins?

			Frequency	% of total	% of valid
Valid	2	fraternal	1	0%	100%

		Total	1	0%	100%
Missing	7	legitimate skip	20744	100%	
		Total	20,744	100%	

Valid	Invalid	Minimum	Maximum
1	20744	2	2

### H1WS8E - S39Q8 SIB E-SIMILARITY IN LOOKS-W1

Type	Code
Measurement Unit	numeric
H1WS8E	8E. 5th Sibling: When you were young children, did you and {NAME} look very much alike, like two peas in a pod, or did you just look like members of the same family?

			Frequency	% of total	% of valid
Valid	2	same family	1	0%	100%
		Total	1	0%	100%
Missing	7	legitimate skip	20744	100%	
		Total	20,744	100%	

Valid	Invalid	Minimum	Maximum
1	20744	2	2

### H1WS9E - S39Q9 SIB E-CONFUSE STRANGERS-W1

Type	Code
Measurement Unit	numeric
H1WS9E	9E. 5th Sibling: Are strangers ever confused about which one of you is which?

			Frequency
Missing	7	legitimate skip	20745

Valid	Invalid
0	20745

### H1WS10E - S39Q10 SIB E-CONFUSE TEACHERS-W1

Type	Code
Measurement Unit	numeric
H1WS10E	10E. 5th Sibling: Are your teachers ever confused between you and your sibling?

			Frequency
Missing	7	legitimate skip	20745

Valid	Invalid
0	20745

### H1WS11E - S39Q11 SIB E-CONFUSE FAMILY-W1

Type	Code
Measurement Unit	numeric
H1WS11E	11E. 5th Sibling: Are family members ever confused between you and your sibling?

			Frequency
Missing	7	legitimate skip	20745

Valid	Invalid
0	20745

### H1WS12E - S39Q12 SIB E-SIMILAR PERSONALITY-W1

Type	Code
Measurement Unit	numeric
H1WS12E	12E. 5th Sibling: How similar are you in personality to {NAME}?

			Frequency	% of total	% of valid
Valid	1	not at all	4	0.02%	40%
	2	very little	3	0.01%	30%
	3	somewhat	2	0.01%	20%
	4	quite a bit	1	0%	10%
Total			10	0.05%	100%
Missing	6	refused	3	0.01%	
	7	legitimate skip	20732	99.94%	
Total			20,735	99.95%	

Valid	Invalid	Minimum	Maximum
10	20735	1	4

### STUDSIBF - S39 SIB F-STUDY SIB-W1

Type	Code
Measurement Unit	numeric
STUDSIBF	6th Sibling: Is {NAME} a study sib?



			Frequency	% of total	% of valid
Valid	0	no	5	0.02%	83.33%
	1	yes	1	0%	16.67%
		Total	6	0.03%	100%
Missing	6	refused	1	0%	
	7	legitimate skip	20738	99.97%	
		Total	20,739	99.97%	

Valid	Invalid	Minimum	Maximum
6	20739	0	1

### TWINF - S39 SIB F-RESPONDENTS TWIN-W1

Type	Code
Measurement Unit	numeric
TWINF	6th Sibling: Is {NAME} R's twin?

			Frequency	% of total	% of valid
Valid	0	no	3	0.01%	100%
			Total	3	0.01%
Missing	6	refused	1	0%	
	7	legitimate skip	20741	99.98%	
		Total	20,742	99.99%	

Valid	Invalid	Minimum	Maximum
3	20742	0	0

### H1WS1F - S39Q1 SIB F-SPEND TIME TOGETHER-W1

Type	Code
Measurement Unit	numeric
H1WS1F	1F. 6th Sibling: How much time do you and {NAME} spend together?

			Frequency	% of total	% of valid
Valid	2	some	2	0.01%	66.67%
	3	little	1	0%	33.33%
		Total	3	0.01%	100%
Missing	6	refused	1	0%	
	7	legitimate skip	20741	99.98%	
		Total	20,742	99.99%	

Valid	Invalid	Minimum	Maximum

3	20742	2	3
---	-------	---	---

### H1WS2F - S39Q2 SIB F-SAME FRIENDS-W1

Type	Code
Measurement Unit	numeric
H1WS2F	2F. 6th Sibling: How much time do you and {NAME} spend with the same friend or group of friends?

			Frequency	% of total	% of valid
Valid	2	some	1	0%	33.33%
	3	little	2	0.01%	66.67%
	Total		3	0.01%	100%
Missing	6	refused	1	0%	
	7	legitimate skip	20741	99.98%	
	Total		20,742	99.99%	

Valid	Invalid	Minimum	Maximum
3	20742	2	3

### H1WS3F - S39Q3 SIB F-FIGHT/QUARREL-W1

Type	Code
Measurement Unit	numeric
H1WS3F	3F. 6th Sibling: How often do you and {NAME} quarrel or fight?

			Frequency	% of total	% of valid
Valid	3	sometimes	2	0.01%	66.67%
	5	never	1	0%	33.33%
	Total		3	0.01%	100%
Missing	6	refused	1	0%	
	7	legitimate skip	20741	99.98%	
	Total		20,742	99.99%	

Valid	Invalid	Minimum	Maximum
3	20742	3	5

### H1WS4F - S39Q4 SIB F-FEEL LOVE FOR SIB F-W1

Type	Code
Measurement Unit	numeric
H1WS4F	4F. 6th Sibling: How often do you feel love for {NAME}?

			Frequency	% of total	% of valid
Valid	3	sometimes	3	0.01%	100%
		Total	3	0.01%	100%
Missing	6	refused	1	0%	
	7	legitimate skip	20741	99.98%	
		Total	20,742	99.99%	

Valid	Invalid	Minimum	Maximum
3	20742	3	3

### H1WS5F - S39Q5 SIB F-RIVAL FOR PARENTS ATTN-W1

Type	Code
Measurement Unit	numeric
H1WS5F	5F. 6th Sibling: Think of all the things your parents do for you and {NAME}. Do you think that you or {NAME} receive more attention and love from your parents? Would you say {NAME} receive...

			Frequency	% of total	% of valid
Valid	3	the same amount	3	0.01%	100%
		Total	3	0.01%	100%
Missing	96	refused	1	0%	
	97	legitimate skip	20741	99.98%	
		Total	20,742	99.99%	

Valid	Invalid	Minimum	Maximum
3	20742	3	3

### H1WS6F - S39Q6 SIB F-LOOK ALIKE-W1

Type	Code
Measurement Unit	numeric
H1WS6F	6F. 6th Sibling: How much do you and {NAME} look alike?

			Frequency	% of total	% of valid
Valid	1	not at all	2	0.01%	66.67%
	2	very little	1	0%	33.33%
		Total	3	0.01%	100%
Missing	6	refused	1	0%	
	7	legitimate skip	20741	99.98%	
		Total	20,742	99.99%	

Valid	Invalid	Minimum	Maximum
3	20742	1	2

### H1WS7F - S39Q7 SIB F-IDENTICAL OR FRATERNAL-W1

Type	Code
Measurement Unit	numeric
H1WS7F	7F. 6th Sibling: Are you and {NAME} identical twins or fraternal twins?

			Frequency
Missing	7	legitimate skip	20745

Valid	Invalid
0	20745

### H1WS8F - S39Q8 SIB F-SIMILARITY IN LOOKS-W1

Type	Code
Measurement Unit	numeric
H1WS8F	8F. 6th Sibling: When you were young children, did you and {NAME} look very much alike, like two peas in a pod, or did you just look like members of the same family?

			Frequency
Missing	7	legitimate skip	20745

Valid	Invalid
0	20745

### H1WS9F - S39Q9 SIB F-CONFUSE STRANGERS-W1

Type	Code
Measurement Unit	numeric
H1WS9F	9F. 6th Sibling: Are strangers ever confused about which one of you is which?

			Frequency
Missing	7	legitimate skip	20745

Valid	Invalid
0	20745

### H1WS10F - S39Q10 SIB F-CONFUSE TEACHERS-W1

Type	Code
Measurement Unit	numeric

H1WS10F	10F. 6th Sibling: Are your teachers ever confused between you and your sibling?
---------	---

			Frequency
Missing	7	legitimate skip	20745

Valid	Invalid
0	20745

### H1WS11F - S39Q11 SIB F-CONFUSE FAMILY-W1

Type	Code
Measurement Unit	numeric
H1WS11F	11F. 6th Sibling: Are family members ever confused between you and your sibling?

			Frequency
Missing	7	legitimate skip	20745

Valid	Invalid
0	20745

### H1WS12F - S39Q12 SIB F-SIMILAR PERSONALITY-W1

Type	Code
Measurement Unit	numeric
H1WS12F	12F. 6th Sibling: How similar are you in personality to {NAME}?

			Frequency	% of total	% of valid
Valid	1	not at all	1	0%	33.33%
	2	very little	1	0%	33.33%
	3	somewhat	1	0%	33.33%
	Total		3	0.01%	100%
Missing	6	refused	1	0%	
	7	legitimate skip	20741	99.98%	
	Total		20,742	99.99%	

Valid	Invalid	Minimum	Maximum
3	20742	1	3

### STUDSIBG - S39 SIB G-STUDY SIB-W1

Type	Code
Measurement Unit	numeric

STUDSIBG	7th Sibling: Is {NAME} a study sib?
----------	-------------------------------------

			Frequency	% of total	% of valid
Valid	1	yes	1	0%	100%
		Total	1	0%	100%
Missing	7	legitimate skip	20744	100%	
		Total	20,744	100%	

Valid	Invalid	Minimum	Maximum
1	20744	1	1

### TWING - S39 SIB G-RESPONDENTS TWIN-W1

Type	Code
Measurement Unit	numeric
TWING	7th Sibling: Is {NAME} R's twin?

			Frequency	% of total	% of valid
Valid	0	no	1	0%	100%
		Total	1	0%	100%
Missing	7	legitimate skip	20744	100%	
		Total	20,744	100%	

Valid	Invalid	Minimum	Maximum
1	20744	0	0

### H1WS1G - S39Q1 SIB G-SPEND TIME TOGETHER-W1

Type	Code
Measurement Unit	numeric
H1WS1G	1G. 7th Sibling: How much time do you and {NAME} spend together?

			Frequency	% of total	% of valid
Valid	2	some	1	0%	100%
		Total	1	0%	100%
Missing	7	legitimate skip	20744	100%	
		Total	20,744	100%	

Valid	Invalid	Minimum	Maximum
1	20744	2	2

### H1WS2G - S39Q2 SIB G-SAME FRIENDS-W1

Type	Code
Measurement Unit	numeric
H1WS2G	2G. 7th Sibling: How much time do you and {NAME} spend with the same friend or group of friends?

			Frequency	% of total	% of valid
Valid	1	a lot	1	0%	100%
		Total	1	0%	100%
Missing	7	legitimate skip	20744	100%	
		Total	20,744	100%	

Valid	Invalid	Minimum	Maximum
1	20744	1	1

### H1WS3G - S39Q3 SIB G-FIGHT/QUARREL-W1

Type	Code
Measurement Unit	numeric
H1WS3G	3G. 7th Sibling: How often do you and {NAME} quarrel or fight?

			Frequency	% of total	% of valid
Valid	2	often	1	0%	100%
		Total	1	0%	100%
Missing	7	legitimate skip	20744	100%	
		Total	20,744	100%	

Valid	Invalid	Minimum	Maximum
1	20744	2	2

### H1WS4G - S39Q4 SIB G-FEEL LOVE FOR SIB G-W1

Type	Code
Measurement Unit	numeric
H1WS4G	4G. 7th Sibling: How often do you feel love for {NAME}?

			Frequency	% of total	% of valid
Valid	2	often	1	0%	100%
		Total	1	0%	100%
Missing	7	legitimate skip	20744	100%	
		Total	20,744	100%	

Valid	Invalid	Minimum	Maximum

1	20744	2	2
---	-------	---	---

### H1WS5G - S39Q5 SIB G-RIVAL FOR PARENTS ATTN-W1

Type	Code
Measurement Unit	numeric
H1WS5G	5G. 7th Sibling: Think of all the things your parents do for you and {NAME}. Do you think that you or {NAME} receive more attention and love from your parents? Would you say {NAME} receive...

			Frequency	% of total	% of valid
Valid	3	the same amount	1	0%	100%
		Total	1	0%	100%
Missing	97	legitimate skip	20744	100%	
		Total	20,744	100%	

Valid	Invalid	Minimum	Maximum
1	20744	3	3

### H1WS6G - S39Q6 SIB G-LOOK ALIKE-W1

Type	Code
Measurement Unit	numeric
H1WS6G	6G. 7th Sibling: How much do you and {NAME} look alike?

			Frequency	% of total	% of valid
Valid	1	not at all	1	0%	100%
		Total	1	0%	100%
Missing	7	legitimate skip	20744	100%	
		Total	20,744	100%	

Valid	Invalid	Minimum	Maximum
1	20744	1	1

### H1WS7G - S39Q7 SIB G-IDENTICAL OR FRATERNAL-W1

Type	Code
Measurement Unit	numeric
H1WS7G	7G. 7th Sibling: Are you and {NAME} identical twins or fraternal twins?

			Frequency
Missing	7	legitimate skip	20745



Valid	Invalid
0	20745

### H1WS8G - S39Q8 SIB G-SIMILARITY IN LOOKS-W1

Type	Code
Measurement Unit	numeric
H1WS8G	8G. 7th Sibling: When you were young children, did you and {NAME} look very much alike, like two peas in a pod, or did you just look like members of the same family?

			Frequency
Missing	7	legitimate skip	20745

Valid	Invalid
0	20745

### H1WS9G - S39Q9 SIB G-CONFUSE STRANGERS-W1

Type	Code
Measurement Unit	numeric
H1WS9G	9G. 7th Sibling: Are strangers ever confused about which one of you is which?

			Frequency
Missing	7	legitimate skip	20745

Valid	Invalid
0	20745

### H1WS10G - S39Q10 SIB G-CONFUSE TEACHERS-W1

Type	Code
Measurement Unit	numeric
H1WS10G	10G. 7th Sibling: Are your teachers ever confused between you and your sibling?

			Frequency
Missing	7	legitimate skip	20745

Valid	Invalid
0	20745

### H1WS11G - S39Q11 SIB G-CONFUSE FAMILY-W1

Type	Code
------	------

Measurement Unit	numeric
H1WS11G	11G. 7th Sibling: Are family members ever confused between you and your sibling?

			Frequency
Missing	7	legitimate skip	20745

Valid	Invalid
0	20745

### H1WS12G - S39Q12 SIB G-SIMILAR PERSONALITY-W1

Type	Code
Measurement Unit	numeric
H1WS12G	12G. 7th Sibling: How similar are you in personality to {NAME}?

			Frequency	% of total	% of valid
Valid	2	very little	1	0%	100%
		Total	1	0%	100%
Missing	7	legitimate skip	20744	100%	
		Total	20,744	100%	

Valid	Invalid	Minimum	Maximum
1	20744	2	2

### H1WS13 - S39Q13 IS THIS RESEARCH WORTHWHILE?

Type	Code
Measurement Unit	numeric
H1WS13	13. This is the end of the questions I have for you. Now that you have completed the interview, do you think research like this is worthwhile?

			Frequency	% of total	% of valid	
Valid	0	no	757	3.65%	3.69%	
		1	yes	19743	95.17%	96.31%
		Total	20,500	98.82%	100%	
Missing	6	refused	67	0.32%		
		8	don't know	173	0.83%	
		9	not applicable	5	0.02%	
		Total	245	1.18%		

Valid	Invalid	Minimum	Maximum
20500	245	0	1

 H1IR1 - S40Q1 PHYSICAL ATTRACTIVENESS OF R-W1

Type	Code
Measurement Unit	numeric
H1IR1	1. How physically attractive is the respondent?

			Frequency	% of total	% of valid
Valid	1	very unattractive	372	1.79%	1.8%
	2	unattractive	985	4.75%	4.76%
	3	about average	9191	44.3%	44.46%
	4	attractive	7009	33.79%	33.9%
	5	very attractive	3117	15.03%	15.08%
Total			20,674	99.66%	100%
Missing	.	missing - interviewer did not complete due to machine problems	7	0.03%	
	6	refused	15	0.07%	
	8	don't know	49	0.24%	
Total			71	0.34%	

Valid	Invalid	Minimum	Maximum
20674	71	1	5

 H1IR2 - S40Q2 PERSONALITY ATTRACTNESS OF R-W1

Type	Code
Measurement Unit	numeric
H1IR2	2. How attractive is the respondent's personality?

			Frequency	% of total	% of valid
Valid	1	very unattractive	287	1.38%	1.39%
	2	unattractive	831	4.01%	4.01%
	3	about average	9344	45.04%	45.1%
	4	attractive	7133	34.38%	34.43%
	5	very unattractive	3122	15.05%	15.07%
Total			20,717	99.87%	100%
Missing	.	missing	7	0.03%	
	6	refused	8	0.04%	
	8	don't know	12	0.06%	
	9	not applicable	1	0%	
Total			28	0.13%	

Valid	Invalid	Minimum	Maximum
20717	28	1	5

### H1IR3 - S40Q3 GROOMING-W1

Type	Code
Measurement Unit	numeric
H1IR3	3. How well-groomed is the respondent?

			Frequency	% of total	% of valid
Valid	1	very poorly groomed	133	0.64%	0.64%
	2	poorly groomed	772	3.72%	3.73%
	3	about average	10270	49.51%	49.57%
	4	well groomed	6925	33.38%	33.42%
	5	very well groomed	2619	12.62%	12.64%
		Total	20,719	99.87%	100%
Missing	.	missing	7	0.03%	
	6	refused	8	0.04%	
	8	don't know	11	0.05%	
		Total	26	0.13%	

Valid	Invalid	Minimum	Maximum
20719	26	1	5

### H1IR4 - S40Q4 CANDIDNESS OF R-W1

Type	Code
Measurement Unit	numeric
H1IR4	4. How candid was the respondent?

			Frequency	% of total	% of valid
Valid	1	very candid	10467	50.46%	50.55%
	2	moderately candid	7172	34.57%	34.64%
	3	somewhat candid	2156	10.39%	10.41%
	4	not candid	910	4.39%	4.4%
		Total	20,705	99.81%	100%
Missing	.	missing	7	0.03%	
	6	refused	8	0.04%	
	8	don't know	25	0.12%	
		Total	40	0.19%	

Valid	Invalid	Minimum	Maximum
20705	40	1	4

 H1IR5 - S40Q5 PHYSICAL MATURITY OF R-W1

Type	Code
Measurement Unit	numeric
H1IR5	5. How physically mature was the respondent compared with other adolescents of {HIS/HER} age?

			Frequency	% of total	% of valid
Valid	1	very immature	387	1.87%	1.87%
	2	immature	1694	8.17%	8.18%
	3	about average	10318	49.74%	49.82%
	4	mature	6305	30.39%	30.44%
	5	very mature	2008	9.68%	9.69%
		Total	20,712	99.84%	100%
Missing	.	missing	7	0.03%	
	6	refused	8	0.04%	
	8	don't know	18	0.09%	
		Total	33	0.16%	

Valid	Invalid	Minimum	Maximum
20712	33	1	5

 H1IR6 - S40Q6 THIRD PERSON PRESENT AT INTRVW-W1

Type	Code
Measurement Unit	numeric
H1IR6	6. Was a third person present during any portion of the interview--not just walking through the area where the interview was being administered, but listening or taking part in the interview process?

			Frequency	% of total	% of valid
Valid	0	no	15392	74.2%	74.31%
	1	yes	5321	25.65%	25.69%
		Total	20,713	99.85%	100%
Missing	.	missing	7	0.03%	
	6	refused	8	0.04%	
	8	don't know	17	0.08%	
		Total	32	0.15%	

Valid	Invalid	Minimum	Maximum
20713	32	0	1

 H1IR7A - S40Q7A PRESENT AT INTERVIEW-W1

Type	Code
Measurement Unit	numeric
H1IR7A	7A. Who was present during the interview (check all that apply): wife or husband

			Frequency	% of total	% of valid
Valid	0	not marked	5295	25.52%	99.55%
	1	marked	24	0.12%	0.45%
Total			5,319	25.64%	100%
Missing	.	missing	8	0.04%	
	7	legitimate skip	15417	74.32%	
	8	don't know	1	0%	
Total			15,426	74.36%	

Valid	Invalid	Minimum	Maximum
5319	15426	0	1

 H1IR7B - S40Q7B PRESENT AT INTERVIEW-W1

Type	Code
Measurement Unit	numeric
H1IR7B	7B. Who was present during the interview (check all that apply): partner

			Frequency	% of total	% of valid
Valid	0	not marked	5289	25.5%	99.44%
	1	marked	30	0.14%	0.56%
Total			5,319	25.64%	100%
Missing	.	missing	8	0.04%	
	7	legitimate skip	15417	74.32%	
	8	don't know	1	0%	
Total			15,426	74.36%	

Valid	Invalid	Minimum	Maximum
5319	15426	0	1

 H1IR7C - S40Q7C PRESENT AT INTERVIEW-W1

Type	Code
Measurement Unit	numeric

H1R7C	7C. Who was present during the interview (check all that apply): son
-------	--

			Frequency	% of total	% of valid
Valid	0	not marked	5311	25.6%	99.85%
	1	marked	8	0.04%	0.15%
Total			5,319	25.64%	100%
Missing	.	missing	8	0.04%	
	7	legitimate skip	15417	74.32%	
	8	don't know	1	0%	
Total			15,426	74.36%	

Valid	Invalid	Minimum	Maximum
5319	15426	0	1

### H1R7D - S40Q7D PRESENT AT INTERVIEW-W1

Type	Code
Measurement Unit	numeric
H1R7D	7D. Who was present during the interview (check all that apply): daughter

			Frequency	% of total	% of valid
Valid	0	not marked	5300	25.55%	99.64%
	1	marked	19	0.09%	0.36%
Total			5,319	25.64%	100%
Missing	.	missing	8	0.04%	
	7	legitimate skip	15417	74.32%	
	8	don't know	1	0%	
Total			15,426	74.36%	

Valid	Invalid	Minimum	Maximum
5319	15426	0	1

### H1R7E - S40Q7E PRESENT AT INTERVIEW-W1

Type	Code
Measurement Unit	numeric
H1R7E	7E. Who was present during the interview (check all that apply): brother

			Frequency	% of total	% of valid
Valid	0	not marked	4554	21.95%	85.62%
	1	marked	765	3.69%	14.38%
Total			5,319	25.64%	100%

Missing	.	missing	8	0.04%	
	7	legitimate skip	15417	74.32%	
	8	don't know	1	0%	
		Total	15,426	74.36%	

Valid	Invalid	Minimum	Maximum
5319	15426	0	1

### H1IR7F - S40Q7F PRESENT AT INTERVIEW-W1

Type	Code
Measurement Unit	numeric
H1IR7F	7F. Who was present during the interview (check all that apply): brother's wife

			Frequency	% of total	% of valid
Valid	0	not marked	5302	25.56%	99.68%
	1	marked	17	0.08%	0.32%
		Total	5,319	25.64%	100%
Missing	.	missing	8	0.04%	
	7	legitimate skip	15417	74.32%	
	8	don't know	1	0%	
		Total	15,426	74.36%	

Valid	Invalid	Minimum	Maximum
5319	15426	0	1

### H1IR7G - S40Q7G PRESENT AT INTERVIEW-W1

Type	Code
Measurement Unit	numeric
H1IR7G	7G. Who was present during the interview (check all that apply): brother's partner

			Frequency	% of total	% of valid
Valid	0	not marked	5311	25.6%	99.85%
	1	marked	8	0.04%	0.15%
		Total	5,319	25.64%	100%
Missing	.	missing	8	0.04%	
	7	legitimate skip	15417	74.32%	
	8	don't know	1	0%	
		Total	15,426	74.36%	



Valid	Invalid	Minimum	Maximum
5319	15426	0	1

### H1R7H - S40Q7H PRESENT AT INTERVIEW-W1

Type	Code
Measurement Unit	numeric
H1R7H	7H. Who was present during the interview (check all that apply): sister

			Frequency	% of total	% of valid
Valid	0	not marked	4314	20.8%	81.11%
	1	marked	1005	4.84%	18.89%
	Total		5,319	25.64%	100%
Missing	.	missing	8	0.04%	
	7	legitimate skip	15417	74.32%	
	8	don't know	1	0%	
Total		15,426	74.36%		

Valid	Invalid	Minimum	Maximum
5319	15426	0	1

### H1R7I - S40Q7I PRESENT AT INTERVIEW-W1

Type	Code
Measurement Unit	numeric
H1R7I	7I. Who was present during the interview (check all that apply): sister's husband

			Frequency	% of total	% of valid
Valid	0	not marked	5311	25.6%	99.85%
	1	marked	8	0.04%	0.15%
	Total		5,319	25.64%	100%
Missing	.	missing	8	0.04%	
	7	legitimate skip	15417	74.32%	
	8	don't know	1	0%	
Total		15,426	74.36%		

Valid	Invalid	Minimum	Maximum
5319	15426	0	1

### H1R7J - S40Q7J PRESENT AT INTERVIEW-W1

Type	Code
------	------

Measurement Unit	numeric
H11R7J	7J. Who was present during the interview (check all that apply): sister's partner

			Frequency	% of total	% of valid
Valid	0	not marked	5315	25.62%	99.92%
	1	marked	4	0.02%	0.08%
	Total		5,319	25.64%	100%
Missing	.	missing	8	0.04%	
	7	legitimate skip	15417	74.32%	
	8	don't know	1	0%	
Total		15,426	74.36%		

Valid	Invalid	Minimum	Maximum
5319	15426	0	1

### H11R7K - S40Q7K PRESENT AT INTERVIEW-W1

Type	Code
Measurement Unit	numeric
H11R7K	7K. Who was present during the interview (check all that apply): father

			Frequency	% of total	% of valid
Valid	0	not marked	4579	22.07%	86.09%
	1	marked	740	3.57%	13.91%
	Total		5,319	25.64%	100%
Missing	.	missing	8	0.04%	
	7	legitimate skip	15417	74.32%	
	8	don't know	1	0%	
Total		15,426	74.36%		

Valid	Invalid	Minimum	Maximum
5319	15426	0	1

### H11R7L - S40Q7L PRESENT AT INTERVIEW-W1

Type	Code
Measurement Unit	numeric
H11R7L	7L. Who was present during the interview (check all that apply): father's wife

			Frequency	% of total	% of valid
Valid	0	not marked	5292	25.51%	99.49%
	1	marked	27	0.13%	0.51%

		Total	5,319	25.64%	100%
Missing	.	missing	8	0.04%	
	7	legitimate skip	15417	74.32%	
	8	don't know	1	0%	
		Total	15,426	74.36%	

Valid	Invalid	Minimum	Maximum
5319	15426	0	1

### H1IR7M - S40Q7M PRESENT AT INTERVIEW-W1

Type	Code
Measurement Unit	numeric
H1IR7M	7M. Who was present during the interview (check all that apply): father's partner

			Frequency	% of total	% of valid
Valid	0	not marked	5301	25.55%	99.66%
	1	marked	18	0.09%	0.34%
		Total	5,319	25.64%	100%
Missing	.	missing	8	0.04%	
	7	legitimate skip	15417	74.32%	
	8	don't know	1	0%	
		Total	15,426	74.36%	

Valid	Invalid	Minimum	Maximum
5319	15426	0	1

### H1IR7N - S40Q7N PRESENT AT INTERVIEW-W1

Type	Code
Measurement Unit	numeric
H1IR7N	7N. Who was present during the interview (check all that apply): mother

			Frequency	% of total	% of valid
Valid	0	not marked	1648	7.94%	30.98%
	1	marked	3671	17.7%	69.02%
		Total	5,319	25.64%	100%
Missing	.	missing	8	0.04%	
	7	legitimate skip	15417	74.32%	
	8	don't know	1	0%	
		Total	15,426	74.36%	

Valid	Invalid	Minimum	Maximum
5319	15426	0	1

### H1IR7O - S40Q7O PRESENT AT INTERVIEW-W1

Type	Code
Measurement Unit	numeric
H1IR7O	7O. Who was present during the interview (check all that apply): mother's husband

			Frequency	% of total	% of valid
Valid	0	not marked	5277	25.44%	99.21%
	1	marked	42	0.2%	0.79%
	Total		5,319	25.64%	100%
Missing	.	missing	8	0.04%	
	7	legitimate skip	15417	74.32%	
	8	don't know	1	0%	
	Total		15,426	74.36%	

Valid	Invalid	Minimum	Maximum
5319	15426	0	1

### H1IR7P - S40Q7P PRESENT AT INTERVIEW-W1

Type	Code
Measurement Unit	numeric
H1IR7P	7P. Who was present during the interview (check all that apply): mother's partner

			Frequency	% of total	% of valid
Valid	0	not marked	5287	25.49%	99.4%
	1	marked	32	0.15%	0.6%
	Total		5,319	25.64%	100%
Missing	.	missing	8	0.04%	
	7	legitimate skip	15417	74.32%	
	8	don't know	1	0%	
	Total		15,426	74.36%	

Valid	Invalid	Minimum	Maximum
5319	15426	0	1

### H1IR7Q - S40Q7Q PRESENT AT INTERVIEW-W1

Type	Code
Measurement Unit	numeric
H1R7Q	7Q. Who was present during the interview (check all that apply): father-in-law

			Frequency	% of total	% of valid
Valid	0	not marked	5315	25.62%	99.92%
	1	marked	4	0.02%	0.08%
Total			5,319	25.64%	100%
Missing	.	missing	8	0.04%	
	7	legitimate skip	15417	74.32%	
	8	don't know	1	0%	
Total			15,426	74.36%	

Valid	Invalid	Minimum	Maximum
5319	15426	0	1

### H1R7R - S40Q7R PRESENT AT INTERVIEW-W1

Type	Code
Measurement Unit	numeric
H1R7R	7R. Who was present during the interview (check all that apply): mother-in-law

			Frequency	% of total	% of valid
Valid	0	not marked	5311	25.6%	99.85%
	1	marked	8	0.04%	0.15%
Total			5,319	25.64%	100%
Missing	.	missing	8	0.04%	
	7	legitimate skip	15417	74.32%	
	8	don't know	1	0%	
Total			15,426	74.36%	

Valid	Invalid	Minimum	Maximum
5319	15426	0	1

### H1R7S - S40Q7S PRESENT AT INTERVIEW-W1

Type	Code
Measurement Unit	numeric
H1R7S	7S. Who was present during the interview (check all that apply): grandfather

			Frequency	% of total	% of valid
--	--	--	-----------	------------	------------

Valid	0	not marked	5271	25.41%	99.1%
	1	marked	48	0.23%	0.9%
		Total	5,319	25.64%	100%
Missing	.	missing	8	0.04%	
	7	legitimate skip	15417	74.32%	
	8	don't know	1	0%	
		Total	15,426	74.36%	

Valid	Invalid	Minimum	Maximum
5319	15426	0	1

### H1IR7T - S40Q7T PRESENT AT INTERVIEW-W1

Type	Code
Measurement Unit	numeric
H1IR7T	7T. Who was present during the interview (check all that apply): grandmother

			Frequency	% of total	% of valid
Valid	0	not marked	5103	24.6%	95.94%
	1	marked	216	1.04%	4.06%
		Total	5,319	25.64%	100%
Missing	.	missing	8	0.04%	
	7	legitimate skip	15417	74.32%	
	8	don't know	1	0%	
		Total	15,426	74.36%	

Valid	Invalid	Minimum	Maximum
5319	15426	0	1

### H1IR7U - S40Q7U PRESENT AT INTERVIEW-W1

Type	Code
Measurement Unit	numeric
H1IR7U	7U. Who was present during the interview (check all that apply): great-grandfather

			Frequency	% of total	% of valid
Valid	0	not marked	5319	25.64%	100%
		Total	5,319	25.64%	100%
Missing	.	missing	8	0.04%	
	7	legitimate skip	15417	74.32%	
	8	don't know	1	0%	

		Total	15,426	74.36%	
--	--	-------	--------	--------	--

Valid	Invalid	Minimum	Maximum
5319	15426	0	0

### H1IR7V - S40Q7V PRESENT AT INTERVIEW-W1

Type	Code
Measurement Unit	numeric
H1IR7V	7V. Who was present during the interview (check all that apply): great-grandmother

			Frequency	% of total	% of valid
Valid	0	not marked	5312	25.61%	99.87%
	1	marked	7	0.03%	0.13%
		Total	5,319	25.64%	100%
Missing	.	missing	8	0.04%	
	7	legitimate skip	15417	74.32%	
	8	don't know	1	0%	
		Total	15,426	74.36%	

Valid	Invalid	Minimum	Maximum
5319	15426	0	1

### H1IR7W - S40Q7W PRESENT AT INTERVIEW-W1

Type	Code
Measurement Unit	numeric
H1IR7W	7W. Who was present during the interview (check all that apply): uncle

			Frequency	% of total	% of valid
Valid	0	not marked	5260	25.36%	98.89%
	1	marked	59	0.28%	1.11%
		Total	5,319	25.64%	100%
Missing	.	missing	8	0.04%	
	7	legitimate skip	15417	74.32%	
	8	don't know	1	0%	
		Total	15,426	74.36%	

Valid	Invalid	Minimum	Maximum
5319	15426	0	1

 H1R7X - S40Q7X PRESENT AT INTERVIEW-W1

Type	Code
Measurement Unit	numeric
H1R7X	7X. Who was present during the interview (check all that apply): aunt

			Frequency	% of total	% of valid
Valid	0	not marked	5187	25%	97.52%
	1	marked	132	0.64%	2.48%
Total			5,319	25.64%	100%
Missing	.	missing	8	0.04%	
	7	legitimate skip	15417	74.32%	
	8	don't know	1	0%	
Total			15,426	74.36%	

Valid	Invalid	Minimum	Maximum
5319	15426	0	1

 H1R7Y - S40Q7Y PRESENT AT INTERVIEW-W1

Type	Code
Measurement Unit	numeric
H1R7Y	7Y. Who was present during the interview (check all that apply): cousin

			Frequency	% of total	% of valid
Valid	0	not marked	5108	24.62%	96.03%
	1	marked	211	1.02%	3.97%
Total			5,319	25.64%	100%
Missing	.	missing	8	0.04%	
	7	legitimate skip	15417	74.32%	
	8	don't know	1	0%	
Total			15,426	74.36%	

Valid	Invalid	Minimum	Maximum
5319	15426	0	1

 H1R7Z - S40Q7Z PRESENT AT INTERVIEW-W1

Type	Code
Measurement Unit	numeric
H1R7Z	7Z. Who was present during the interview (check all that apply): nephew



			Frequency	% of total	% of valid
Valid	0	not marked	5257	25.34%	98.83%
	1	marked	62	0.3%	1.17%
Total			5,319	25.64%	100%
Missing	.	missing	8	0.04%	
	7	legitimate skip	15417	74.32%	
	8	don't know	1	0%	
Total			15,426	74.36%	

Valid	Invalid	Minimum	Maximum
5319	15426	0	1

### H1R7AA - S40Q7AA PRESENT AT INTERVIEW-W1

Type	Code
Measurement Unit	numeric
H1R7AA	7AA. Who was present during the interview (check all that apply): niece

			Frequency	% of total	% of valid
Valid	0	not marked	5281	25.46%	99.29%
	1	marked	38	0.18%	0.71%
Total			5,319	25.64%	100%
Missing	.	missing	8	0.04%	
	7	legitimate skip	15417	74.32%	
	8	don't know	1	0%	
Total			15,426	74.36%	

Valid	Invalid	Minimum	Maximum
5319	15426	0	1

### H1R7BB - S40Q7BB PRESENT AT INTERVIEW-W1

Type	Code
Measurement Unit	numeric
H1R7BB	7BB. Who was present during the interview (check all that apply): other relative

			Frequency	% of total	% of valid
Valid	0	not marked	5266	25.38%	99%
	1	marked	53	0.26%	1%
Total			5,319	25.64%	100%

Missing	.	missing	8	0.04%	
	7	legitimate skip	15417	74.32%	
	8	don't know	1	0%	
		Total	15,426	74.36%	

Valid	Invalid	Minimum	Maximum
5319	15426	0	1

### H1IR7CC - S40Q7CC PRESENT AT INTERVIEW-W1

Type	Code
Measurement Unit	numeric
H1IR7CC	7CC. Who was present during the interview (check all that apply): other non-relative

			Frequency	% of total	% of valid
Valid	0	not marked	4946	23.84%	92.99%
	1	marked	373	1.8%	7.01%
		Total	5,319	25.64%	100%
Missing	.	missing	8	0.04%	
	7	legitimate skip	15417	74.32%	
	8	don't know	1	0%	
		Total	15,426	74.36%	

Valid	Invalid	Minimum	Maximum
5319	15426	0	1

### H1IR7DD - S40Q7DD PRESENT AT INTERVIEW-W1

Type	Code
Measurement Unit	numeric
H1IR7DD	7DD. Who was present during the interview (check all that apply): unable to determine relationship

			Frequency	% of total	% of valid
Valid	0	not marked	5289	25.5%	99.44%
	1	marked	30	0.14%	0.56%
		Total	5,319	25.64%	100%
Missing	.	missing	8	0.04%	
	7	legitimate skip	15417	74.32%	
	8	don't know	1	0%	
		Total	15,426	74.36%	

Valid	Invalid	Minimum	Maximum
5319	15426	0	1

### H1R8A - S40Q8A NO. PERSONS UNDER AGE 6-W1

Type	Code
Measurement Unit	numeric
H1R8A	8A. If unable to determine relationship, how many people other than those indicated in Q7 were in each of the following age categories? under 6

			Frequency	% of total	% of valid
Valid	0	no one under 6 years old	13	0.06%	44.83%
	1	one person under 6 years old	5	0.02%	17.24%
	2	two people under 6 years old	3	0.01%	10.34%
	3	three people under 6 years old	6	0.03%	20.69%
	4	four people under 6 years old	2	0.01%	6.9%
		Total	29	0.14%	100%
Missing	.	missing	8	0.04%	
	7	legitimate skip	20707	99.82%	
	8	don't know	1	0%	
		Total	20,716	99.86%	

Valid	Invalid	Minimum	Maximum
29	20716	0	4

### H1R8B - S40Q8B NO. PERSONS AGE 6-11-W1

Type	Code
Measurement Unit	numeric
H1R8B	8B. If unable to determine relationship, how many people other than those indicated in Q7 were in each of the following age categories? 6 to 11

			Frequency	% of total	% of valid
Valid	0	no one 6-11 years old	21	0.1%	72.41%
	1	one person 6-11 years old	4	0.02%	13.79%
	2	two people 6-11 years old	2	0.01%	6.9%
	3	three people 6-11 years old	2	0.01%	6.9%
		Total	29	0.14%	100%
Missing	.	missing	8	0.04%	
	7	legitimate skip	20707	99.82%	
	8	don't know	1	0%	
		Total	20,716	99.86%	

Valid	Invalid	Minimum	Maximum
29	20716	0	3

### 

Type	Code
Measurement Unit	numeric
H1R8C	8C. If unable to determine relationship, how many people other than those indicated in Q7 were in each of the following age categories? 12 to 18

			Frequency	% of total	% of valid
Valid	0	no one 12-18 years old	19	0.09%	65.52%
	1	one person 12-18 years old	7	0.03%	24.14%
	2	two people 12-18 years old	2	0.01%	6.9%
	3	three people 12-18 years old	1	0%	3.45%
		Total	29	0.14%	100%
Missing	.	missing	8	0.04%	
	7	legitimate skip	20707	99.82%	
	8	don't know	1	0%	
		Total	20,716	99.86%	

Valid	Invalid	Minimum	Maximum
29	20716	0	3

### 

Type	Code
Measurement Unit	numeric
H1R8D	8D. If unable to determine relationship, how many people other than those indicated in Q7 were in each of the following age categories? 19 and older

			Frequency	% of total	% of valid
Valid	0	no one 19 and older	20	0.1%	71.43%
	1	one person 19 and older	2	0.01%	7.14%
	2	two people 19 and older	2	0.01%	7.14%
	3	three people 19 and older	4	0.02%	14.29%
		Total	28	0.13%	100%
Missing	.	missing	8	0.04%	
	7	legitimate skip	20707	99.82%	
	8	don't know	2	0.01%	
		Total	20,717	99.87%	

Valid	Invalid	Minimum	Maximum

28	20717	0	3
----	-------	---	---

### 

Type	Code
Measurement Unit	numeric
H1IR9	9. Where was the interview being conducted?

			Frequency	% of total	% of valid
Valid	1	inside respondent's house	18740	90.34%	90.44%
	2	immediately outside the respondent's house	591	2.85%	2.85%
	3	in interviewer's car	37	0.18%	0.18%
	4	at another location	1354	6.53%	6.53%
Total			20,722	99.89%	100%
Missing	.	missing	7	0.03%	
	6	refused	8	0.04%	
	8	don't know	8	0.04%	
Total			23	0.11%	

Valid	Invalid	Minimum	Maximum
20722	23	1	4

### 

Type	Code
Measurement Unit	numeric
H1IR10	10. In what kind of building does the respondent live?

			Frequency	% of total	% of valid
--	--	--	-----------	------------	------------

Valid	1	detached single-family house	15361	74.05%	74.07%
	2	mobile home, trailer	1178	5.68%	5.68%
	3	single-family row house or town house (2 or more attached units)	1190	5.74%	5.74%
	4	divided house	308	1.48%	1.49%
	5	small apartment building (2 to 4 units)	864	4.16%	4.17%
	6	apartment building (5 or more units) - free access to housing units	977	4.71%	4.71%
	7	apartment building (5 or more units) - locked entry, or guarded by doorman, or both	398	1.92%	1.92%
	8	other	462	2.23%	2.23%
		Total	20,738	99.97%	100%
Missing	.	missing - interviewer did not complete due to machine problems	7	0.03%	
		Total	7	0.03%	

Valid	Invalid	Minimum	Maximum
20738	7	1	8

### H1IR11 - S40Q11 CONDITION OF DWELLING UNIT-W1

Type	Code
Measurement Unit	numeric
H1IR11	11. How well-kept is the building in which the respondent lives?

			Frequency	% of total	% of valid
Valid	1	very well kept	11038	53.21%	54.06%
	2	fairly well kept (needs cosmetic work)	6301	30.37%	30.86%
	3	poorly kept (needs minor repairs)	2077	10.01%	10.17%
	4	very poorly kept (needs major repairs)	1002	4.83%	4.91%
		Total	20,418	98.42%	100%

Missing	.	missing - interviewer did not complete due to machine problems	7	0.03%	
	6	refused	9	0.04%	
	8	don't know	307	1.48%	
	9	not applicable	4	0.02%	
		Total	327	1.58%	

Valid	Invalid	Minimum	Maximum
20418	327	1	4

### H1IR12 - S40Q12 DOMINT LAND USE OF IMMED AREA-W1

Type	Code
Measurement Unit	numeric
H1IR12	12. How would you describe the immediate area or street (one block, both sides) where the respondent lives?

			Frequency	% of total	% of valid
Valid	1	rural	4964	23.93%	24.25%
	2	suburban	7496	36.13%	36.62%
	3	urban, residential only	7162	34.52%	34.99%
	4	3 or more commercial properties, mostly retail	499	2.41%	2.44%
	5	3 or more commercial properties, mostly wholesale or industrial	145	0.7%	0.71%
	6	other	205	0.99%	1%
		Total	20,471	98.68%	100%
Missing	.	missing - interviewer did not complete due to machine problems	7	0.03%	
	96	refused	9	0.04%	
	98	don't know	255	1.23%	
	99	not applicable	3	0.01%	
		Total	274	1.32%	

Valid	Invalid	Minimum	Maximum
20471	274	1	6

### H1IR13 - S40Q13 DOMINANT RESIDENTIAL TYPE-W1

Type	Code
------	------

Measurement Unit	numeric
H1R13	13. What type of residence is most common on the street (one block, both sides) where the respondent lives?

			Frequency	% of total	% of valid
Valid	1	detached single-family house	11690	56.35%	74.12%
	2	mobile home, trailer	375	1.81%	2.38%
	3	single-family row house or town house (2 or more attached units)	1189	5.73%	7.54%
	4	divided house	173	0.83%	1.1%
	5	small apartment building (2 to 4 units)	697	3.36%	4.42%
	6	apartment building (5 or more units) - free access to housing units	883	4.26%	5.6%
	7	apartment building (5 or more units) - locked entry, or guarded by doorman, or both	311	1.5%	1.97%
	8	other	454	2.19%	2.88%
		Total	15,772	76.03%	100%
Missing	.	missing - interviewer did not complete due to machine problems	7	0.03%	
	97	legitimate skip	4964	23.93%	
	99	not applicable	2	0.01%	
		Total	4,973	23.97%	

Valid	Invalid	Minimum	Maximum
15772	4973	1	8

### H1R14 - S40Q14 CONDITION OF NBORHOOD BLDGS-W1

Type	Code
Measurement Unit	numeric
H1R14	14. How well-kept are most of the buildings on the street?

	Frequency	% of total	% of valid
--	-----------	------------	------------



Valid	1	very well kept	7315	35.26%	47.17%
	2	fairly well kept (needs cosmetic work)	6092	29.37%	39.28%
	3	poorly kept (needs minor repairs)	1639	7.9%	10.57%
	4	very poorly kept (needs major repairs)	455	2.19%	2.93%
	6	refused	8	0.04%	0.05%
		Total	15,509	74.76%	100%
Missing	.	missing - interviewer did not complete due to machine problems	7	0.03%	
	97	legitimate skip	4964	23.93%	
	98	don't know	263	1.27%	
	99	not applicable	2	0.01%	
		Total	5,236	25.24%	

Valid	Invalid	Minimum	Maximum
15509	5236	1	6

### 

Type	Code
Measurement Unit	numeric
H1R15	15. When you went to the respondent's home, did you feel concerned for your safety?

			Frequency	% of total	% of valid
Valid	0	no	19495	93.97%	95.16%
	1	yes	992	4.78%	4.84%
		Total	20,487	98.76%	100%
Missing	.	missing - interviewer did not complete due to machine problems	7	0.03%	
	6	refused	12	0.06%	
	8	don't know	226	1.09%	
	9	not applicable	13	0.06%	
		Total	258	1.24%	

Valid	Invalid	Minimum	Maximum
20487	258	0	1

 H1IR16 - S40Q16 NUMBER OF INTERRUPTIONS-W1

Type	Code
Measurement Unit	numeric
H1IR16	16. Number of interruptions during the interview.

			Frequency	% of total	% of valid
Valid	0	no interruptions	13236	63.8%	63.95%
	1	1 interruption	2424	11.68%	11.71%
	2	2 interruptions	2109	10.17%	10.19%
	3	3 interruptions	1355	6.53%	6.55%
	4	4 interruptions	565	2.72%	2.73%
	5	5 interruptions	420	2.02%	2.03%
	6	6 interruptions	156	0.75%	0.75%
	7	7 interruptions	78	0.38%	0.38%
	8	8 interruptions	77	0.37%	0.37%
	9	9 interruptions	25	0.12%	0.12%
	10	10 interruptions	126	0.61%	0.61%
	11	11 interruptions	5	0.02%	0.02%
	12	12 interruptions	35	0.17%	0.17%
	13	13 interruptions	1	0%	0%
	14	14 interruptions	1	0%	0%
	15	15 interruptions	29	0.14%	0.14%
	16	16 interruptions	1	0%	0%
	17	17 interruptions	2	0.01%	0.01%
	18	18 interruptions	1	0%	0%
	20	20 interruptions	24	0.12%	0.12%
	21	21 interruptions	1	0%	0%
	22	22 interruptions	2	0.01%	0.01%
	23	23 interruptions	1	0%	0%
	24	24 interruptions	1	0%	0%
	25	25 interruptions	6	0.03%	0.03%
	30	30 interruptions	7	0.03%	0.03%
33	33 interruptions	1	0%	0%	
35	35 interruptions	1	0%	0%	
40	40 interruptions	1	0%	0%	
42	42 interruptions	1	0%	0%	
44	44 interruptions	1	0%	0%	
50	50 interruption	4	0.02%	0.02%	
	Total	20,697	99.77%	100%	

Missing	.	missing	11	0.05%	
	96	refused	7	0.03%	
	98	don't know	20	0.1%	
	99	not applicable	10	0.05%	
		Total	48	0.23%	

Valid	Invalid	Minimum	Maximum
20697	48	0	50

### H1IR17A - S40Q17A ANSWERED TELEPHONE CALL-W1

Type	Code
Measurement Unit	numeric
H1IR17A	17A. Reason(s) for interruptions. Choose all that apply: respondent answered telephone call

			Frequency	% of total	% of valid
Valid	0	not marked	4083	19.68%	54.67%
	1	marked	3386	16.32%	45.33%
		Total	7,469	36%	100%
Missing	.	missing	11	0.05%	
	6	refused	1	0%	
	7	legitimate skip	13263	63.93%	
	8	don't know	1	0%	
		Total	13,276	64%	

Valid	Invalid	Minimum	Maximum
7469	13276	0	1

### H1IR17B - S40Q17B PLACED TELEPHONE CALL-W1

Type	Code
Measurement Unit	numeric
H1IR17B	17B. Reason(s) for interruptions. Choose all that apply: respondent placed telephone call

			Frequency	% of total	% of valid
Valid	0	not marked	7261	35%	97.22%
	1	marked	208	1%	2.78%
		Total	7,469	36%	100%

Missing	.	missing	11	0.05%	
	6	refused	1	0%	
	7	legitimate skip	13263	63.93%	
	8	don't know	1	0%	
		Total	13,276	64%	

Valid	Invalid	Minimum	Maximum
7469	13276	0	1

### H1IR17C - S40Q17C DEALT WITH VISITORS-W1

Type	Code
Measurement Unit	numeric
H1IR17C	17C. Reason(s) for interruptions. Choose all that apply: respondent dealt with visitors, salesmen, repairmen

			Frequency	% of total	% of valid
Valid	0	not marked	6374	30.73%	85.34%
	1	marked	1095	5.28%	14.66%
		Total	7,469	36%	100%
Missing	.	missing	11	0.05%	
	6	refused	1	0%	
	7	legitimate skip	13263	63.93%	
	8	don't know	1	0%	
		Total	13,276	64%	

Valid	Invalid	Minimum	Maximum
7469	13276	0	1

### H1IR17D - S40Q17D HH MEMBERS PASSED THRU ROOM-W1

Type	Code
Measurement Unit	numeric
H1IR17D	17D. Reason(s) for interruptions. Choose all that apply: household members passed through

			Frequency	% of total	% of valid
Valid	0	not marked	4082	19.68%	54.65%
	1	marked	3387	16.33%	45.35%
		Total	7,469	36%	100%

Missing	.	missing	11	0.05%	
	6	refused	1	0%	
	7	legitimate skip	13263	63.93%	
	8	don't know	1	0%	
		Total	13,276	64%	

Valid	Invalid	Minimum	Maximum
7469	13276	0	1

### H1IR17E - S40Q17E RESPONDED TO CHILDS NEEDS-W1

Type	Code
Measurement Unit	numeric
H1IR17E	17E. Reason(s) for interruptions. Choose all that apply: respondent attended to child's needs

			Frequency	% of total	% of valid
Valid	0	not marked	6978	33.64%	93.43%
	1	marked	491	2.37%	6.57%
		Total	7,469	36%	100%
Missing	.	missing	11	0.05%	
	6	refused	1	0%	
	7	legitimate skip	13263	63.93%	
	8	don't know	1	0%	
		Total	13,276	64%	

Valid	Invalid	Minimum	Maximum
7469	13276	0	1

### H1IR17F - S40Q17F ATTENDED TO HH RESPONSIBILS-W1

Type	Code
Measurement Unit	numeric
H1IR17F	17F. Reason(s) for interruptions. Choose all that apply: respondent attended to household responsibilities

			Frequency	% of total	% of valid
Valid	0	not marked	7165	34.54%	95.93%
	1	marked	304	1.47%	4.07%
		Total	7,469	36%	100%

Missing	.	missing	11	0.05%	
	6	refused	1	0%	
	7	legitimate skip	13263	63.93%	
	8	don't know	1	0%	
		Total	13,276	64%	

Valid	Invalid	Minimum	Maximum
7469	13276	0	1

### H1IR17G - S40Q17G R/INTERVIEWER NEEDS-W1

Type	Code
Measurement Unit	numeric
H1IR17G	17G. Reason(s) for interruptions. Choose all that apply: respondent's or interviewer's needs

			Frequency	% of total	% of valid
Valid	0	not marked	6584	31.74%	88.15%
	1	marked	885	4.27%	11.85%
		Total	7,469	36%	100%
Missing	.	missing	11	0.05%	
	6	refused	1	0%	
	7	legitimate skip	13263	63.93%	
	8	don't know	1	0%	
		Total	13,276	64%	

Valid	Invalid	Minimum	Maximum
7469	13276	0	1

### H1IR17H - S40Q17H ENVIRONMENTAL DISTRACTIONS-W1

Type	Code
Measurement Unit	numeric
H1IR17H	17H. Reason(s) for interruptions. Choose all that apply: environmental distractions

			Frequency	% of total	% of valid
Valid	0	not marked	6486	31.27%	86.84%
	1	marked	983	4.74%	13.16%
		Total	7,469	36%	100%

Missing	.	missing	11	0.05%	
	6	refused	1	0%	
	7	legitimate skip	13263	63.93%	
	8	don't know	1	0%	
		Total	13,276	64%	

Valid	Invalid	Minimum	Maximum
7469	13276	0	1

### H1I17I - S40Q17I R OBTAINED INFORMATION-W1

Type	Code
Measurement Unit	numeric
H1I17I	17I. Reason(s) for interruptions. Choose all that apply: respondent obtained interview information

			Frequency	% of total	% of valid
Valid	0	not marked	6648	32.05%	89.01%
	1	marked	821	3.96%	10.99%
		Total	7,469	36%	100%
Missing	.	missing	11	0.05%	
	6	refused	1	0%	
	7	legitimate skip	13263	63.93%	
	8	don't know	1	0%	
		Total	13,276	64%	

Valid	Invalid	Minimum	Maximum
7469	13276	0	1

### H1I17J - S40Q17J OTHER-W1

Type	Code
Measurement Unit	numeric
H1I17J	17J. Reason(s) for interruptions. Choose all that apply: other

			Frequency	% of total	% of valid
Valid	0	not marked	6600	31.81%	88.37%
	1	marked	869	4.19%	11.63%
		Total	7,469	36%	100%
Missing	.	missing	11	0.05%	
	6	refused	1	0%	
	7	legitimate skip	13263	63.93%	
	8	don't know	1	0%	

	Total	13,276	64%
--	-------	--------	-----

Valid	Invalid	Minimum	Maximum
7469	13276	0	1

### H1IR18 - S40Q18 R APPEARED TO BE DRUNK/HIGH-W1

Type	Code
Measurement Unit	numeric
H1IR18	18. Did the respondent appear to be drunk or under the influence of a drug?

			Frequency	% of total	% of valid
Valid	0	no	20617	99.38%	99.5%
	1	yes	9	0.04%	0.04%
	2	perhaps	95	0.46%	0.46%
Total			20,721	99.88%	100%
Missing	.	missing	7	0.03%	
	6	refused	8	0.04%	
	8	don't know	9	0.04%	
Total			24	0.12%	

Valid	Invalid	Minimum	Maximum
20721	24	0	2

### H1IR19 - S40Q19 R APPEARED BORED/IMPATIENT-W1

Type	Code
Measurement Unit	numeric
H1IR19	19. Did the respondent ever seem bored or impatient during the interview?

			Frequency	% of total	% of valid
Valid	0	no	18343	88.42%	88.53%
	1	yes	2377	11.46%	11.47%
Total			20,720	99.88%	100%
Missing	.	missing	7	0.03%	
	6	refused	8	0.04%	
	8	don't know	10	0.05%	
Total			25	0.12%	

Valid	Invalid	Minimum	Maximum
20720	25	0	1



 H1IR20 - S40Q20 BOREDOM NEG AFFECT ON INVIEW-W1

Type	Code
Measurement Unit	numeric
H1IR20	20. Did the respondent's boredom or impatience during the interview negatively affect the quality of the interview?

			Frequency	% of total	% of valid
Valid	0	no	1892	9.12%	81.24%
	1	yes	437	2.11%	18.76%
	Total		2,329	11.23%	100%
Missing	.	missing	7	0.03%	
	6	refused	1	0%	
	7	legitimate skip	18361	88.51%	
	8	don't know	47	0.23%	
	Total		18,416	88.77%	

Valid	Invalid	Minimum	Maximum
2329	18416	0	1

 H1IR21 - S40Q21 R APPEARED EMBARRASSED-W1

Type	Code
Measurement Unit	numeric
H1IR21	21. Did the respondent ever appear embarrassed about answering questions during the interview?

			Frequency	% of total	% of valid
Valid	0	no	18978	91.48%	91.65%
	1	yes	1728	8.33%	8.35%
	Total		20,706	99.81%	100%
Missing	.	missing	7	0.03%	
	6	refused	8	0.04%	
	8	don't know	23	0.11%	
	9	not applicable	1	0%	
	Total		39	0.19%	

Valid	Invalid	Minimum	Maximum
20706	39	0	1

 H1IR22A - S40Q22A 1 GENERAL INTRO-W1

Type	Code
Measurement Unit	numeric
H1IR22A	22A. What topics did the respondent appear embarrassed about [during the interview]? Mark all that apply: General Introductory

			Frequency	% of total	% of valid
Valid	0	no	1699	8.19%	98.72%
	1	yes	22	0.11%	1.28%
	Total		1,721	8.3%	100%
Missing	.	missing	7	0.03%	
	6	refused	1	0%	
	7	legitimate skip	19010	91.64%	
	8	don't know	6	0.03%	
Total		19,024	91.7%		

Valid	Invalid	Minimum	Maximum
1721	19024	0	1

### H1IR22B - S40Q22B 2 DAILY ACTIVITIES-W1

Type	Code
Measurement Unit	numeric
H1IR22B	22B. What topics did the respondent appear embarrassed about? Daily Activities

			Frequency	% of total	% of valid
Valid	0	no	1704	8.21%	99.01%
	1	yes	17	0.08%	0.99%
	Total		1,721	8.3%	100%
Missing	.	missing	7	0.03%	
	6	refused	1	0%	
	7	legitimate skip	19010	91.64%	
	8	don't know	6	0.03%	
Total		19,024	91.7%		

Valid	Invalid	Minimum	Maximum
1721	19024	0	1

### H1IR22C - S40Q22C 3 GENERAL HEALTH-W1

Type	Code
Measurement Unit	numeric

H1IR22C	22C. What topics did the respondent appear embarrassed about? General Health
---------	--

			Frequency	% of total	% of valid
Valid	0	no	1689	8.14%	98.14%
	1	yes	32	0.15%	1.86%
Total			1,721	8.3%	100%
Missing	.	missing	7	0.03%	
	6	refused	1	0%	
	7	legitimate skip	19010	91.64%	
	8	don't know	6	0.03%	
Total			19,024	91.7%	

Valid	Invalid	Minimum	Maximum
1721	19024	0	1

### H1IR22D - S40Q22D 4 TAUGHT IN SCHOOL-W1

Type	Code
Measurement Unit	numeric
H1IR22D	22D. What topics did the respondent appear embarrassed about? Taught in School

			Frequency	% of total	% of valid
Valid	0	no	1699	8.19%	98.72%
	1	yes	22	0.11%	1.28%
Total			1,721	8.3%	100%
Missing	.	missing	7	0.03%	
	6	refused	1	0%	
	7	legitimate skip	19010	91.64%	
	8	don't know	6	0.03%	
Total			19,024	91.7%	

Valid	Invalid	Minimum	Maximum
1721	19024	0	1

### H1IR22E - S40Q22E 5 ACADEMICS-W1

Type	Code
Measurement Unit	numeric
H1IR22E	22E. What topics did the respondent appear embarrassed about? Academics and Education

			Frequency	% of total	% of valid
Valid	0	no	1679	8.09%	97.56%
	1	yes	42	0.2%	2.44%
		Total	1,721	8.3%	100%
Missing	.	missing	7	0.03%	
	6	refused	1	0%	
	7	legitimate skip	19010	91.64%	
	8	don't know	6	0.03%	
		Total	19,024	91.7%	

Valid	Invalid	Minimum	Maximum
1721	19024	0	1

### H1R22F - S40Q22F 6 PHYSICAL/FUNCTIONAL LIMITS-W1

Type	Code
Measurement Unit	numeric
H1R22F	22F. What topics did the respondent appear embarrassed about? Physical/Functional Limitations

			Frequency	% of total	% of valid
Valid	0	no	1710	8.24%	99.36%
	1	yes	11	0.05%	0.64%
		Total	1,721	8.3%	100%
Missing	.	missing	7	0.03%	
	6	refused	1	0%	
	7	legitimate skip	19010	91.64%	
	8	don't know	6	0.03%	
		Total	19,024	91.7%	

Valid	Invalid	Minimum	Maximum
1721	19024	0	1

### H1R22G - S40Q22G 7 ACCESS TO HEALTH SERVICES-W1

Type	Code
Measurement Unit	numeric
H1R22G	22G. What topics did the respondent appear embarrassed about? Access to Health Services

			Frequency	% of total	% of valid
Valid	0	no	1703	8.21%	98.95%
	1	yes	18	0.09%	1.05%

		Total	1,721	8.3%	100%
Missing	.	missing	7	0.03%	
	6	refused	1	0%	
	7	legitimate skip	19010	91.64%	
	8	don't know	6	0.03%	
		Total	19,024	91.7%	

Valid	Invalid	Minimum	Maximum
1721	19024	0	1

### 

Type	Code
Measurement Unit	numeric
H1IR22H	22H. What topics did the respondent appear embarrassed about? Pregnancy, AIDS, and STD Risk Perceptions

			Frequency	% of total	% of valid
Valid	0	no	867	4.18%	50.38%
	1	yes	854	4.12%	49.62%
		Total	1,721	8.3%	100%
Missing	.	missing	7	0.03%	
	6	refused	1	0%	
	7	legitimate skip	19010	91.64%	
	8	don't know	6	0.03%	
		Total	19,024	91.7%	

Valid	Invalid	Minimum	Maximum
1721	19024	0	1

### 

Type	Code
Measurement Unit	numeric
H1IR22I	22I. What topics did the respondent appear embarrassed about? Self-Efficacy

			Frequency	% of total	% of valid
Valid	0	no	1597	7.7%	92.79%
	1	yes	124	0.6%	7.21%
		Total	1,721	8.3%	100%

Missing	.	missing	7	0.03%	
	6	refused	1	0%	
	7	legitimate skip	19010	91.64%	
	8	don't know	6	0.03%	
		Total	19,024	91.7%	

Valid	Invalid	Minimum	Maximum
1721	19024	0	1

### H1R22J - S40Q22J 10 FEELINGS SCALE-W1

Type	Code
Measurement Unit	numeric
H1R22J	22J. What topics did the respondent appear embarrassed about? Feelings Scale

			Frequency	% of total	% of valid
Valid	0	no	1608	7.75%	93.43%
	1	yes	113	0.54%	6.57%
		Total	1,721	8.3%	100%
Missing	.	missing	7	0.03%	
	6	refused	1	0%	
	7	legitimate skip	19010	91.64%	
	8	don't know	6	0.03%	
		Total	19,024	91.7%	

Valid	Invalid	Minimum	Maximum
1721	19024	0	1

### H1R22K - S40Q22K 11 HOUSEHOLD ROSTER-W1

Type	Code
Measurement Unit	numeric
H1R22K	22K. What topics did the respondent appear embarrassed about? Household Roster

			Frequency	% of total	% of valid
Valid	0	no	1707	8.23%	99.19%
	1	yes	14	0.07%	0.81%
		Total	1,721	8.3%	100%

Missing	.	missing	7	0.03%	
	6	refused	1	0%	
	7	legitimate skip	19010	91.64%	
	8	don't know	6	0.03%	
		Total	19,024	91.7%	

Valid	Invalid	Minimum	Maximum
1721	19024	0	1

### H1R22L - S40Q22L 12 NON-RESIDENT BIO MOM-W1

Type	Code
Measurement Unit	numeric
H1R22L	22L. What topics did the respondent appear embarrassed about? Non-Resident Biological Mother

			Frequency	% of total	% of valid
Valid	0	no	1686	8.13%	97.97%
	1	yes	35	0.17%	2.03%
		Total	1,721	8.3%	100%
Missing	.	missing	7	0.03%	
	6	refused	1	0%	
	7	legitimate skip	19010	91.64%	
	8	don't know	6	0.03%	
		Total	19,024	91.7%	

Valid	Invalid	Minimum	Maximum
1721	19024	0	1

### H1R22M - S40Q22M 13 NON-RESIDENT BIO DAD-W1

Type	Code
Measurement Unit	numeric
H1R22M	22M. What topics did the respondent appear embarrassed about? Non-Resident Biological Father

			Frequency	% of total	% of valid
Valid	0	no	1650	7.95%	95.87%
	1	yes	71	0.34%	4.13%
		Total	1,721	8.3%	100%

Missing	.	missing	7	0.03%	
	6	refused	1	0%	
	7	legitimate skip	19010	91.64%	
	8	don't know	6	0.03%	
		Total	19,024	91.7%	

Valid	Invalid	Minimum	Maximum
1721	19024	0	1

### H1IR22N - S40Q22N 14 RESIDENT MOM-W1

Type	Code
Measurement Unit	numeric
H1IR22N	22N. What topics did the respondent appear embarrassed about? Resident Mother

			Frequency	% of total	% of valid
Valid	0	no	1694	8.17%	98.43%
	1	yes	27	0.13%	1.57%
		Total	1,721	8.3%	100%
Missing	.	missing	7	0.03%	
	6	refused	1	0%	
	7	legitimate skip	19010	91.64%	
	8	don't know	6	0.03%	
		Total	19,024	91.7%	

Valid	Invalid	Minimum	Maximum
1721	19024	0	1

### H1IR22O - S40Q22O 15 RESIDENT DAD-W1

Type	Code
Measurement Unit	numeric
H1IR22O	22O. What topics did the respondent appear embarrassed about? Resident Father

			Frequency	% of total	% of valid
Valid	0	no	1692	8.16%	98.31%
	1	yes	29	0.14%	1.69%
		Total	1,721	8.3%	100%



Missing	.	missing	7	0.03%	
	6	refused	1	0%	
	7	legitimate skip	19010	91.64%	
	8	don't know	6	0.03%	
		Total	19,024	91.7%	

Valid	Invalid	Minimum	Maximum
1721	19024	0	1

### H1R22P - S40Q22P 16 RELATIONS WITH PARENTS-W1

Type	Code
Measurement Unit	numeric
H1R22P	22P. What topics did the respondent appear embarrassed about? Relations with Parents

			Frequency	% of total	% of valid
Valid	0	no	1656	7.98%	96.22%
	1	yes	65	0.31%	3.78%
		Total	1,721	8.3%	100%
Missing	.	missing	7	0.03%	
	6	refused	1	0%	
	7	legitimate skip	19010	91.64%	
	8	don't know	6	0.03%	
		Total	19,024	91.7%	

Valid	Invalid	Minimum	Maximum
1721	19024	0	1

### H1R22Q - S40Q22Q 17 MOTIVE FOR RISKY BEHAVIOR-W1

Type	Code
Measurement Unit	numeric
H1R22Q	22Q. What topics did the respondent appear embarrassed about? Motivations to Engage in Risky Behaviors

			Frequency	% of total	% of valid
Valid	0	no	1298	6.26%	75.42%
	1	yes	423	2.04%	24.58%
		Total	1,721	8.3%	100%

Missing	.	missing	7	0.03%	
	6	refused	1	0%	
	7	legitimate skip	19010	91.64%	
	8	don't know	6	0.03%	
		Total	19,024	91.7%	

Valid	Invalid	Minimum	Maximum
1721	19024	0	1

### H1IR22R - S40Q22R 18 PERSONALITY AND FAMILY-W1

Type	Code
Measurement Unit	numeric
H1IR22R	22R. What topics did the respondent appear embarrassed about? Personality and Family

			Frequency	% of total	% of valid
Valid	0	no	1629	7.85%	94.65%
	1	yes	92	0.44%	5.35%
		Total	1,721	8.3%	100%
Missing	.	missing	7	0.03%	
	6	refused	1	0%	
	7	legitimate skip	19010	91.64%	
	8	don't know	6	0.03%	
		Total	19,024	91.7%	

Valid	Invalid	Minimum	Maximum
1721	19024	0	1

### H1IR22S - S40Q22S 19 KNOWLEDGE QUIZ-W1

Type	Code
Measurement Unit	numeric
H1IR22S	22S. What topics did the respondent appear embarrassed about? Knowledge Quiz

			Frequency	% of total	% of valid
Valid	0	no	1302	6.28%	75.65%
	1	yes	419	2.02%	24.35%
		Total	1,721	8.3%	100%

Missing	.	missing	7	0.03%	
	6	refused	1	0%	
	7	legitimate skip	19010	91.64%	
	8	don't know	6	0.03%	
		Total	19,024	91.7%	

Valid	Invalid	Minimum	Maximum
1721	19024	0	1

### H1R22T - S40Q22T 20 FRIENDS-W1

Type	Code
Measurement Unit	numeric
H1R22T	22T. What topics did the respondent appear embarrassed about? Friends

			Frequency	% of total	% of valid
Valid	0	no	1677	8.08%	97.44%
	1	yes	44	0.21%	2.56%
		Total	1,721	8.3%	100%
Missing	.	missing	7	0.03%	
	6	refused	1	0%	
	7	legitimate skip	19010	91.64%	
	8	don't know	6	0.03%	
		Total	19,024	91.7%	

Valid	Invalid	Minimum	Maximum
1721	19024	0	1

### H1R22U - S40Q22U 21 IDEAL ROMANCE-W1

Type	Code
Measurement Unit	numeric
H1R22U	22U. What topics did the respondent appear embarrassed about? Ideal Romantic Relationship

			Frequency	% of total	% of valid
Valid	0	no	1413	6.81%	82.1%
	1	yes	308	1.48%	17.9%
		Total	1,721	8.3%	100%
Missing	.	missing	7	0.03%	
	6	refused	1	0%	
	7	legitimate skip	19010	91.64%	
	8	don't know	6	0.03%	

	Total	19,024	91.7%
--	-------	--------	-------

Valid	Invalid	Minimum	Maximum
1721	19024	0	1

### H1IR22V - S40Q22V 22 ROMANCE ROSTER-W1

Type	Code
Measurement Unit	numeric
H1IR22V	22V. What topics did the respondent appear embarrassed about? Romantic Relationship Roster

			Frequency	% of total	% of valid
Valid	0	no	1494	7.2%	86.81%
	1	yes	227	1.09%	13.19%
	Total		1,721	8.3%	100%
Missing	.	missing	7	0.03%	
	6	refused	1	0%	
	7	legitimate skip	19010	91.64%	
	8	don't know	6	0.03%	
	Total		19,024	91.7%	

Valid	Invalid	Minimum	Maximum
1721	19024	0	1

### H1IR22W - S40Q22W 23 LIKED ROSTER-W1

Type	Code
Measurement Unit	numeric
H1IR22W	22W. What topics did the respondent appear embarrassed about? Liked Relationship Roster

			Frequency	% of total	% of valid
Valid	0	no	1674	8.07%	97.27%
	1	yes	47	0.23%	2.73%
	Total		1,721	8.3%	100%
Missing	.	missing	7	0.03%	
	6	refused	1	0%	
	7	legitimate skip	19010	91.64%	
	8	don't know	6	0.03%	
	Total		19,024	91.7%	

Valid	Invalid	Minimum	Maximum
-------	---------	---------	---------

1721	19024	0	1
------	-------	---	---

### H1IR22X - S40Q22X 24 CONTRACEPTION-W1

Type	Code
Measurement Unit	numeric
H1IR22X	22X. What topics did the respondent appear embarrassed about? Contraception

			Frequency	% of total	% of valid
Valid	0	no	1031	4.97%	59.91%
	1	yes	690	3.33%	40.09%
	Total		1,721	8.3%	100%
Missing	.	missing	7	0.03%	
	6	refused	1	0%	
	7	legitimate skip	19010	91.64%	
	8	don't know	6	0.03%	
	Total		19,024	91.7%	

Valid	Invalid	Minimum	Maximum
1721	19024	0	1

### H1IR22Y - S40Q22Y 25 RELATIONSHIP INFO-W1

Type	Code
Measurement Unit	numeric
H1IR22Y	22Y. What topics did the respondent appear embarrassed about? Relationship Information

			Frequency	% of total	% of valid
Valid	0	no	1620	7.81%	94.13%
	1	yes	101	0.49%	5.87%
	Total		1,721	8.3%	100%
Missing	.	missing	7	0.03%	
	6	refused	1	0%	
	7	legitimate skip	19010	91.64%	
	8	don't know	6	0.03%	
	Total		19,024	91.7%	

Valid	Invalid	Minimum	Maximum
1721	19024	0	1

 H1IR22Z - S40Q22Z 26 NONRELATIONSHIP INFO-W1

Type	Code
Measurement Unit	numeric
H1IR22Z	22Z. What topics did the respondent appear embarrassed about? Non-Relationship History

			Frequency	% of total	% of valid
Valid	0	no	1689	8.14%	98.14%
	1	yes	32	0.15%	1.86%
	Total		1,721	8.3%	100%
Missing	.	missing	7	0.03%	
	6	refused	1	0%	
	7	legitimate skip	19010	91.64%	
	8	don't know	6	0.03%	
	Total		19,024	91.7%	

Valid	Invalid	Minimum	Maximum
1721	19024	0	1

 H1IR22AA - S40Q22AA 27 MOTIVE FOR BIRTHCONTROL-W1

Type	Code
Measurement Unit	numeric
H1IR22AA	22AA. What topics did the respondent appear embarrassed about? Motivations for Birth Control

			Frequency	% of total	% of valid
Valid	0	no	1718	8.28%	99.83%
	1	yes	3	0.01%	0.17%
	Total		1,721	8.3%	100%
Missing	.	missing	7	0.03%	
	6	refused	1	0%	
	7	legitimate skip	19010	91.64%	
	8	don't know	6	0.03%	
	Total		19,024	91.7%	

Valid	Invalid	Minimum	Maximum
1721	19024	0	1

 H1IR22BB - S40Q22BB 28 TOBACCO, ALCOHOL, DRUGS-W1

Type	Code
Measurement Unit	numeric
H1IR22BB	22BB. What topics did the respondent appear embarrassed about? Tobacco, Alcohol, Drugs

			Frequency	% of total	% of valid
Valid	0	no	1713	8.26%	99.54%
	1	yes	8	0.04%	0.46%
		Total	1,721	8.3%	100%
Missing	.	missing	7	0.03%	
	6	refused	1	0%	
	7	legitimate skip	19010	91.64%	
	8	don't know	6	0.03%	
		Total	19,024	91.7%	

Valid	Invalid	Minimum	Maximum
1721	19024	0	1

### H1IR22CC - S40Q22CC 29 DELINQUENCY SCALE-W1

Type	Code
Measurement Unit	numeric
H1IR22CC	22CC. What topics did the respondent appear embarrassed about? Delinquency Scale

			Frequency	% of total	% of valid
Valid	0	no	1720	8.29%	99.94%
	1	yes	1	0%	0.06%
		Total	1,721	8.3%	100%
Missing	.	missing	7	0.03%	
	6	refused	1	0%	
	7	legitimate skip	19010	91.64%	
	8	don't know	6	0.03%	
		Total	19,024	91.7%	

Valid	Invalid	Minimum	Maximum
1721	19024	0	1

### H1IR22DD - S40Q22DD 30 JOINT OCCURRENCES-W1

Type	Code
Measurement Unit	numeric

H1R22DD	22DD. What topics did the respondent appear embarrassed about? Joint Occurrences
---------	--

			Frequency	% of total	% of valid
Valid	0	no	1720	8.29%	99.94%
	1	yes	1	0%	0.06%
Total			1,721	8.3%	100%
Missing	.	missing	7	0.03%	
	6	refused	1	0%	
	7	legitimate skip	19010	91.64%	
	8	don't know	6	0.03%	
Total			19,024	91.7%	

Valid	Invalid	Minimum	Maximum
1721	19024	0	1

### H1R22EE - S40Q22EE 31 FIGHTING AND VIOLENCE-W1

Type	Code
Measurement Unit	numeric
H1R22EE	22EE. What topics did the respondent appear embarrassed about? Fighting and Violence

			Frequency	% of total	% of valid
Valid	0	no	1720	8.29%	99.94%
	1	yes	1	0%	0.06%
Total			1,721	8.3%	100%
Missing	.	missing	7	0.03%	
	6	refused	1	0%	
	7	legitimate skip	19010	91.64%	
	8	don't know	6	0.03%	
Total			19,024	91.7%	

Valid	Invalid	Minimum	Maximum
1721	19024	0	1

### H1R22FF - S40Q22FF 32 PHYSICAL DEVELOPMENT-W1

Type	Code
Measurement Unit	numeric
H1R22FF	22FF. What topics did the respondent appear embarrassed about? Physical Development/Pregnancy History



			Frequency	% of total	% of valid
Valid	0	no	1696	8.18%	98.55%
	1	yes	25	0.12%	1.45%
		Total	1,721	8.3%	100%
Missing	.	missing	7	0.03%	
	6	refused	1	0%	
	7	legitimate skip	19010	91.64%	
	8	don't know	6	0.03%	
		Total	19,024	91.7%	

Valid	Invalid	Minimum	Maximum
1721	19024	0	1

### H1IR22GG - S40Q22GG 33 SUICIDE-W1

Type	Code
Measurement Unit	numeric
H1IR22GG	22GG. What topics did the respondent appear embarrassed about? Suicide

			Frequency	% of total	% of valid
Valid	0	no	1720	8.29%	99.94%
	1	yes	1	0%	0.06%
		Total	1,721	8.3%	100%
Missing	.	missing	7	0.03%	
	6	refused	1	0%	
	7	legitimate skip	19010	91.64%	
	8	don't know	6	0.03%	
		Total	19,024	91.7%	

Valid	Invalid	Minimum	Maximum
1721	19024	0	1

### H1IR22HH - S40Q22HH 34 PARENTS ATTITUDE-W1

Type	Code
Measurement Unit	numeric
H1IR22HH	22HH. What topics did the respondent appear embarrassed about? Parents' Attitudes

			Frequency	% of total	% of valid
Valid	0	no	1695	8.17%	98.49%
	1	yes	26	0.13%	1.51%

		Total	1,721	8.3%	100%
Missing	.	missing	7	0.03%	
	6	refused	1	0%	
	7	legitimate skip	19010	91.64%	
	8	don't know	6	0.03%	
		Total	19,024	91.7%	

Valid	Invalid	Minimum	Maximum
1721	19024	0	1

### H1IR22II - S40Q22II 35 PROTECTIVE FACTORS-W1

Type	Code
Measurement Unit	numeric
H1IR22II	22II. What topics did the respondent appear embarrassed about? Protective Factors

			Frequency	% of total	% of valid
Valid	0	no	1711	8.25%	99.42%
	1	yes	10	0.05%	0.58%
		Total	1,721	8.3%	100%
Missing	.	missing	7	0.03%	
	6	refused	1	0%	
	7	legitimate skip	19010	91.64%	
	8	don't know	6	0.03%	
		Total	19,024	91.7%	

Valid	Invalid	Minimum	Maximum
1721	19024	0	1

### H1IR22JJ - S40Q22JJ 36 NEIGHBORHOOD-W1

Type	Code
Measurement Unit	numeric
H1IR22JJ	22JJ. What topics did the respondent appear embarrassed about? Neighborhood

			Frequency	% of total	% of valid
Valid	0	no	1721	8.3%	100%
		Total	1,721	8.3%	100%

Missing	.	missing	7	0.03%	
	6	refused	1	0%	
	7	legitimate skip	19010	91.64%	
	8	don't know	6	0.03%	
		Total	19,024	91.7%	

Valid	Invalid	Minimum	Maximum
1721	19024	0	0

### H1R22KK - S40Q22KK 37 RELIGION-W1

Type	Code
Measurement Unit	numeric
H1R22KK	22KK. What topics did the respondent appear embarrassed about? Religion

			Frequency	% of total	% of valid
Valid	0	no	1715	8.27%	99.65%
	1	yes	6	0.03%	0.35%
		Total	1,721	8.3%	100%
Missing	.	missing	7	0.03%	
	6	refused	1	0%	
	7	legitimate skip	19010	91.64%	
	8	don't know	6	0.03%	
		Total	19,024	91.7%	

Valid	Invalid	Minimum	Maximum
1721	19024	0	1

### H1R22LL - S40Q22LL 28 EXPECTATIONS, EMPLOYMT-W1

Type	Code
Measurement Unit	numeric
H1R22LL	22LL. What topics did the respondent appear embarrassed about? Expectations, Employment, Income

			Frequency	% of total	% of valid
Valid	0	no	1714	8.26%	99.59%
	1	yes	7	0.03%	0.41%
		Total	1,721	8.3%	100%
Missing	.	missing	7	0.03%	
	6	refused	1	0%	
	7	legitimate skip	19010	91.64%	
	8	don't know	6	0.03%	

	Total	19,024	91.7%
--	-------	--------	-------

Valid	Invalid	Minimum	Maximum
1721	19024	0	1

### H1R22MM - S40Q22MM 29 RELATION W/ SIBLINGS-W1

Type	Code
Measurement Unit	numeric
H1R22MM	22MM. What topics did the respondent appear embarrassed about? Relations with Siblings

			Frequency	% of total	% of valid
Valid	0	no	1714	8.26%	99.59%
	1	yes	7	0.03%	0.41%
		Total	1,721	8.3%	100%
Missing	.	missing	7	0.03%	
	6	refused	1	0%	
	7	legitimate skip	19010	91.64%	
	8	don't know	6	0.03%	
		Total	19,024	91.7%	

Valid	Invalid	Minimum	Maximum
1721	19024	0	1

### H1R23 - S40Q23 EVIDENCE OF SMOKING IN HH-W1

Type	Code
Measurement Unit	numeric
H1R23	23. Was there any evidence of smoking in the household--for example, ashtrays, people smoking, cigarettes, the smell of cigarettes?

			Frequency	% of total	% of valid
Valid	0	no	16225	78.21%	79.24%
	1	yes	4250	20.49%	20.76%
		Total	20,475	98.7%	100%
Missing	.	missing	7	0.03%	
	6	refused	10	0.05%	
	8	don't know	242	1.17%	
	9	not applicable	11	0.05%	
		Total	270	1.3%	

Valid	Invalid	Minimum	Maximum
-------	---------	---------	---------

20475	270	0	1
-------	-----	---	---

### H1IR24 - S40Q24 EVIDENCE OF DRINKING IN HH-W1

Type	Code
Measurement Unit	numeric
H1IR24	24. Did you see any evidence of drinking in the household--for example, beer cans, liquor bottles, people drinking?

			Frequency	% of total	% of valid
Valid	0	no	19709	95.01%	96.3%
	1	yes	757	3.65%	3.7%
	Total		20,466	98.66%	100%
Missing	.	missing	7	0.03%	
	6	refused	9	0.04%	
	8	don't know	252	1.21%	
	9	not applicable	11	0.05%	
	Total		279	1.34%	

Valid	Invalid	Minimum	Maximum
20466	279	0	1

### H1IR25 - S40Q25 LANGUAGE OF INTERVIEW-W1

Type	Code
Measurement Unit	numeric
H1IR25	25. In what language was the interview conducted?

			Frequency	% of total	% of valid
Valid	1	English	20210	97.42%	97.52%
	2	Spanish	444	2.14%	2.14%
	3	other	69	0.33%	0.33%
	Total		20,723	99.89%	100%
Missing	.	missing	7	0.03%	
	6	refused	7	0.03%	
	8	don't know	8	0.04%	
	Total		22	0.11%	

Valid	Invalid	Minimum	Maximum
20723	22	1	3

### H1IR26 - S40Q26 IS RESPONDENT BLIND-W1

Type	Code
Measurement Unit	numeric
H1R26	26. Is the respondent blind?

			Frequency	% of total	% of valid
Valid	0	no	20694	99.75%	99.86%
	1	yes, in 1 eye	22	0.11%	0.11%
	2	yes, in both eyes	7	0.03%	0.03%
Total			20,723	99.89%	100%
Missing	.	missing	7	0.03%	
	6	refused	7	0.03%	
	8	don't know	8	0.04%	
Total			22	0.11%	

Valid	Invalid	Minimum	Maximum
20723	22	0	2

### H1R27 - S40Q27 IS RESPONDENT DEAF-W1

Type	Code
Measurement Unit	numeric
H1R27	27. Is the respondent deaf?

			Frequency	% of total	% of valid
Valid	0	no	20688	99.73%	99.84%
	1	yes	34	0.16%	0.16%
Total			20,722	99.89%	100%
Missing	.	missing	7	0.03%	
	6	refused	7	0.03%	
	8	don't know	9	0.04%	
Total			23	0.11%	

Valid	Invalid	Minimum	Maximum
20722	23	0	1

### H1R28 - S40Q28 ANYTHING ESSENTIAL-W1

Type	Code
Measurement Unit	numeric
H1R28	28. Note anything else essential to the interpretation and understanding of this interview.

			Frequency	% of total	% of valid
--	--	--	-----------	------------	------------

Valid	1	ENTER COMMENTS	5765	27.79%	27.81%
	2	NO COMMENTS	14965	72.14%	72.19%
		Total	20,730	99.93%	100%
Missing	.	missing	7	0.03%	
	6	refused	5	0.02%	
	8	don't know	3	0.01%	
		Total	15	0.07%	

Valid	Invalid	Minimum	Maximum
20730	15	1	2

 AH\_PVT - ADD HEALTH PICTURE VOCABULARY TEST SCORE

Type	Numeric (Double)
AH_PVT	Add Health Picture Vocabulary Test standardized score

			Frequency	% of total	% of valid
Missing	.	missing	1032	4.97%	
		Total	1,032	4.97%	

Valid	Invalid	Minimum	Maximum	Mean	StdDev
19713	1032	13	146	99.660325...	15.166047...

 AH\_RAW - RAW PICTURE VOCABULARY TEST SCORE

Type	Numeric (Double)
AH_RAW	Add Health Picture Vocabulary Test raw score

			Frequency	% of total	% of valid
Missing	.	missing	1032	4.97%	
		Total	1,032	4.97%	

Valid	Invalid	Minimum	Maximum	Mean	StdDev
19713	1032	0	87	64.263024...	11.145262...

 SMP01 - CORE SAMPLE-W1

Type	Code
Measurement Unit	numeric
SMP01	Core sample flag

			Frequency	% of total	% of valid
--	--	--	-----------	------------	------------

Valid	0	not selected	8640	41.65%	41.65%
	1	selected	12105	58.35%	58.35%
		Total	20,745	100%	100%

Valid	Invalid	Minimum	Maximum
20745	0	0	1

### SMP11 - PAIR SCHOOLS SAMPLE-W1

Type	Code
Measurement Unit	numeric
SMP11	PAIR school sample flag

			Frequency	% of total	% of valid
Valid	0	not selected	18219	87.82%	87.82%
	1	selected	2526	12.18%	12.18%
		Total	20,745	100%	100%

Valid	Invalid	Minimum	Maximum
20745	0	0	1

### SMP06 - CHINESE SAMPLE-W1

Type	Code
Measurement Unit	numeric
SMP06	Chinese sample flag

			Frequency	% of total	% of valid
Valid	0	not selected	20411	98.39%	98.39%
	1	selected	334	1.61%	1.61%
		Total	20,745	100%	100%

Valid	Invalid	Minimum	Maximum
20745	0	0	1

### SMP04 - CUBAN SAMPLE-W1

Type	Code
Measurement Unit	numeric
SMP04	Cuban sample flag

			Frequency	% of total	% of valid
Valid	0	not selected	20295	97.83%	97.83%
	1	selected	450	2.17%	2.17%



		Total	20,745	100%	100%
--	--	-------	--------	------	------

Valid	Invalid	Minimum	Maximum
20745	0	0	1

### SMP03 - HIGH EDUCATION BLACK SAMPLE-W1

Type	Code
Measurement Unit	numeric
SMP03	High education black sample flag

			Frequency	% of total	% of valid
Valid	0	not selected	19707	95%	95%
	1	selected	1038	5%	5%
Total			20,745	100%	100%

Valid	Invalid	Minimum	Maximum
20745	0	0	1

### SMP02 - DISABLED SAMPLE-W1

Type	Code
Measurement Unit	numeric
SMP02	Disabled sample flag

			Frequency	% of total	% of valid
Valid	0	not selected	20274	97.73%	97.73%
	1	selected	471	2.27%	2.27%
Total			20,745	100%	100%

Valid	Invalid	Minimum	Maximum
20745	0	0	1

### SMP05 - PUERTO RICAN SAMPLE-W1

Type	Code
Measurement Unit	numeric
SMP05	Puerto Rican sample flag

			Frequency	% of total	% of valid
Valid	0	not selected	20308	97.89%	97.89%
	1	selected	437	2.11%	2.11%
Total			20,745	100%	100%

Valid	Invalid	Minimum	Maximum
20745	0	0	1

### SMP09 - HALF SIBLING SAMPLE-W1

Type	Code
Measurement Unit	numeric
SMP09	Half sibling sample flag

			Frequency	% of total	% of valid
Valid	0	not selected	19962	96.23%	96.23%
	1	selected	783	3.77%	3.77%
Total			20,745	100%	100%

Valid	Invalid	Minimum	Maximum
20745	0	0	1

### SMP10 - NON-RELATED SAMPLE-W1

Type	Code
Measurement Unit	numeric
SMP10	Non-related adolescent sample flag

			Frequency	% of total	% of valid
Valid	0	not selected	20330	98%	98%
	1	selected	415	2%	2%
Total			20,745	100%	100%

Valid	Invalid	Minimum	Maximum
20745	0	0	1

### SMP12 - SIBLING OF TWINS-W1

Type	Code
Measurement Unit	numeric
SMP12	Sibling of twins sample flag

			Frequency	% of total	% of valid
Valid	0	not selected	20583	99.22%	99.22%
	1	selected	162	0.78%	0.78%
Total			20,745	100%	100%

Valid	Invalid	Minimum	Maximum
20745	0	0	1



Type	Code
Measurement Unit	numeric
SMP07	Twin sample flag

			Frequency	% of total	% of valid
Valid	0	not selected	18764	90.45%	90.45%
	1	selected	1981	9.55%	9.55%
Total			20,745	100%	100%

Valid	Invalid	Minimum	Maximum
20745	0	0	1



Type	Code
Measurement Unit	numeric
SMP08	Full sibling sample flag

			Frequency	% of total	% of valid
Valid	0	not selected	19559	94.28%	94.28%
	1	selected	1186	5.72%	5.72%
Total			20,745	100%	100%

Valid	Invalid	Minimum	Maximum
20745	0	0	1