

Wave IV Constructed Data

Title

Wave IV Constructed Data

Constructed SES Variables

Title

Constructed SES Variables

Abstract

These data include variables for social origins measured from information about their families collected from Add Health participants' parents at the Wave I interview, social attainments measured from their occupations reported on the Wave IV survey, and neighborhood-level socioeconomic disadvantage using Census-tract-level data linked to Add Health participants' addresses from Wave I and Wave IV.

Variables: 5

Observations: 20,745

Variables

Constructed SES Variables


- [SESPC_AL](#)
- [WARHAUS](#)
- [NHOOD1_D](#)
- [NHOOD4_D](#)

SESP_C_AL

Type	Code
Measurement Unit	numeric
SESPC_AL	Social Origins Score
OutputVariableName	output_SESPC_AL

WARHAUS

Type	Code
Measurement Unit	numeric
WARHAUS	Occupational Prestige Score
OutputVariableName	output_WARHAUS

 NHOOD1_D

Type	Code
Measurement Unit	numeric
NHOOD1_D	Wave I Neighborhood Socioeconomic Disadvantage
OutputVariableName	output_NHOOD1_D

 NHOOD4_D

Type	Code
Measurement Unit	numeric
NHOOD4_D	Wave IV Neighborhood Socioeconomic Disadvantage
OutputVariableName	output_NHOOD4_D

Logical Products

Data Layouts

 Constructed SES Variables

Constructed SES Variables

 SESPC_AL

Type	Code
Measurement Unit	numeric
SESPC_AL	Social Origins Score
OutputVariableName	output_SESPC_AL

 WARHAUS

Type	Code
Measurement Unit	numeric
WARHAUS	Occupational Prestige Score
OutputVariableName	output_WARHAUS

 NHOOD1_D

Type	Code
Measurement Unit	numeric
NHOOD1_D	Wave I Neighborhood Socioeconomic Disadvantage
OutputVariableName	output_NHOOD1_D

 NHOOD4_D

Type	Code
------	------

Measurement Unit	numeric
NHOOD4_D	Wave IV Neighborhood Socioeconomic Disadvantage
OutputVariableName	output_NHOOD4_D

Physical Instances

Constructed SES Variables

Title	Constructed SES Variables
File Name	conses.sas7bdat
Case Quantity	20745
Variable Count	4

SESPC_AL

Type	Code
Measurement Unit	numeric
SESPC_AL	Social Origins Score
OutputVariableName	output_SESPC_AL

			Frequency	% of total	% of valid
Missing	.	missing	1421	6.85%	
		Total	1,421	6.85%	

Valid	Invalid	Minimum	Maximum	Mean	StdDev
19324	1421	-5.588417...	3.5149212...	3.97E-17	1.3495874...

WARHAUS

Type	Code
Measurement Unit	numeric
WARHAUS	Occupational Prestige Score
OutputVariableName	output_WARHAUS

			Frequency	% of total	% of valid
Missing	.	missing	5453	26.29%	
		Total	5,453	26.29%	

Valid	Invalid	Minimum	Maximum	Mean	StdDev
15292	5453	21.38	179.51	96.145039...	36.862874...

NHOOD1_D

Type	Code
Measurement Unit	numeric

NHOOD1_D	Wave I Neighborhood Socioeconomic Disadvantage
OutputVariableName	output_NHOOD1_D

			Frequency	% of total	% of valid
Missing	.	missing	5197	25.05%	
Total			5,197	25.05%	

Valid	Invalid	Minimum	Maximum
15548	5197	5	50

NHOOD4_D

Type	Code
Measurement Unit	numeric
NHOOD4_D	Wave IV Neighborhood Socioeconomic Disadvantage
OutputVariableName	output_NHOOD4_D

			Frequency	% of total	% of valid
Missing	.	missing	5197	25.05%	
Total			5,197	25.05%	

Valid	Invalid	Minimum	Maximum
15548	5197	5	50

Wave IV Constructed Current Relationship Status

Title

Wave IV Constructed Current Relationship Status

Abstract

This dataset contains variables that describe the current relationship each respondent had by Wave IV.

Variables: 3

Observations: 15,701

Variables

Wave IV Constructed Current Relationship Status

- [C4VAR050 - FLAG VAR1-RELAT DATA TYPE-S16A & 16B](#)
- [C4VAR051 - FLAG VAR2-RELAT DATA TYPE-S16A & 17](#)
- [C4VAR049 - CURRENT RELATIONSHIP STATUS](#)



Type	Code
Measurement Unit	numeric
1	only has 1 current relationship
2	has > 1 current relationship (2-15)
3	only had non-current relationship(s)
4	only had 'most recent' relationship(s)
5	had both non-current & 'most recent' relationships
6	never had a relationship
7	S16A AID-missing in H4TR1-H4TR6
8	S16A AID-relationship unknown if current
9	S16A AID-never in some relationship & other relationship status unknown
10	S16B AID w/ unknown relationship-refuse/don't know/missing in H4TR14



Type	Code
Measurement Unit	numeric
1	only has 1 current relationship
2	has > 1 current relationship (2-15)
3	only had non-current relationship(s)
4	only had 'most recent' relationship(s)
5	had both non-current & 'most recent' relationships
6	never had a relationship
7	S16A AID-missing in H4TR1-H4TR6
8	S16A AID-relationship unknown if current
9	S16A AID-never in some relationship & other relationship status unknown
10	S16B AID w/ unknown relationship-refuse/don't know/missing in H4TR14
11	S16B AID with 1 current relationship but not in S17

12	S16B AID with > 1 current relationship but not in S17
----	---

C4VAR049 - CURRENT RELATIONSHIP STATUS

Type	Code
Measurement Unit	numeric
1	currently married
2	currently cohabitating
3	currently pregnant with romantic partner
4	currently dating
5	never had a relationship
6	had most recent &/ non-current relationship

Logical Products

Data Layouts

Wave IV Constructed Current Relationship Status

Wave IV Constructed Current Relationship Status

C4VAR050 - FLAG VAR1-RELAT DATA TYPE-S16A & 16B

Type	Code
Measurement Unit	numeric
1	only has 1 current relationship
2	has > 1 current relationship (2-15)
3	only had non-current relationship(s)
4	only had 'most recent' relationship(s)
5	had both non-current & 'most recent' relationships
6	never had a relationship
7	S16A AID-missing in H4TR1-H4TR6
8	S16A AID-relationship unknown if current
9	S16A AID-never in some relationship & other relationship status unknown
10	S16B AID w/ unknown relationship-refuse/don't know/missing in H4TR14

 C4VAR051 - FLAG VAR2-RELAT DATA TYPE-S16A & 17

Type	Code
Measurement Unit	numeric
1	only has 1 current relationship
2	has > 1 current relationship (2-15)
3	only had non-current relationship(s)
4	only had 'most recent' relationship(s)
5	had both non-current & 'most recent' relationships
6	never had a relationship
7	S16A AID-missing in H4TR1-H4TR6
8	S16A AID-relationship unknown if current
9	S16A AID-never in some relationship & other relationship status unknown
10	S16B AID w/ unknown relationship-refuse/don't know/missing in H4TR14
11	S16B AID with 1 current relationship but not in S17
12	S16B AID with > 1 current relationship but not in S17

 C4VAR049 - CURRENT RELATIONSHIP STATUS

Type	Code
Measurement Unit	numeric
1	currently married
2	currently cohabitating
3	currently pregnant with romantic partner
4	currently dating
5	never had a relationship
6	had most recent &/ non-current relationship

Physical Instances

 Wave IV Constructed Current Relationship Status

Title	Wave IV Constructed Current Relationship Status
-------	---

File Name	currel.sas7bdat
Case Quantity	15701
Variable Count	3



Type	Code
Measurement Unit	numeric

			Frequency	% of total	% of valid
Valid	1	only has 1 current relationship	11598	73.87%	73.87%
	2	has > 1 current relationship (2-15)	848	5.4%	5.4%
	3	only had non-current relationship(s)	1405	8.95%	8.95%
	4	only had 'most recent' relationship(s)	761	4.85%	4.85%
	5	had both non-current & 'most recent' relationships	660	4.2%	4.2%
	6	never had a relationship	316	2.01%	2.01%
	7	S16A AID-missing in H4TR1-H4TR6	14	0.09%	0.09%
	8	S16A AID-relationship unknown if current	31	0.2%	0.2%
	9	S16A AID-never in some relationship & other relationship status unknown	25	0.16%	0.16%
	10	S16B AID w/ unknown relationship-refuse/don't know/missing in H4TR14	43	0.27%	0.27%
Total			15,701	100%	100%

Valid	Invalid	Minimum	Maximum
15701	0	1	10



Type	Code
Measurement Unit	numeric

			Frequency	% of total	% of valid
--	--	--	-----------	------------	------------

Valid	1	only has 1 current relationship	11581	73.76%	73.76%
	2	has > 1 current relationship (2-15)	842	5.36%	5.36%
	3	only had non-current relationship(s)	1405	8.95%	8.95%
	4	only had 'most recent' relationship(s)	761	4.85%	4.85%
	5	had both non-current & 'most recent' relationships	660	4.2%	4.2%
	6	never had a relationship	316	2.01%	2.01%
	7	S16A AID-missing in H4TR1-H4TR6	14	0.09%	0.09%
	8	S16A AID-relationship unknown if current	31	0.2%	0.2%
	9	S16A AID-never in some relationship & other relationship status unknown	25	0.16%	0.16%
	10	S16B AID w/ unknown relationship-refuse/don't know/missing in H4TR14	43	0.27%	0.27%
	11	S16B AID with 1 current relationship but not in S17	17	0.11%	0.11%
	12	S16B AID with > 1 current relationship but not in S17	6	0.04%	0.04%
		Total	15,701	100%	100%

Valid	Invalid	Minimum	Maximum
15701	0	1	12

C4VAR049 - CURRENT RELATIONSHIP STATUS

Type	Code
Measurement Unit	numeric

			Frequency	% of total	% of valid
Valid	1	currently married	6625	42.19%	42.56%
	2	currently cohabitating	3032	19.31%	19.48%
	3	currently pregnant with romantic partner	284	1.81%	1.82%
	4	currently dating	2482	15.81%	15.95%
	5	never had a relationship	316	2.01%	2.03%
	6	had most recent &/ non-current relationship	2826	18%	18.16%
		Total	15,565	99.13%	100%

Missing	.	missing	136	0.87%	
		Total	136	0.87%	

Valid	Invalid	Minimum	Maximum
15565	136	1	6

Wave IV Constructed Variables

Title

Wave IV Constructed Variables

Abstract

This file contains constructed variables on stress, depression, mastery, personality, arrest history, sexual behavior, smoking, and substance abuse created by Wave IV collaborators.

Variables: 49

Observations: 15,701

Variables

Wave IV Constructed Variables

- [C4VAR001 - COHEN PERCEIVED STRESS SCALE-W4](#)
- [C4VAR002 - CESD DEPRESSION SCALE-W4](#)
- [C4VAR003 - MASTERY SCALE-W4](#)
- [C4VAR004 - EXTRAVERSION-W4](#)
- [C4VAR005 - NEUROTICISM-W4](#)
- [C4VAR006 - AGREEABLENESS-W4](#)
- [C4VAR007 - CONSCIENTIOUSNESS-W4](#)
- [C4VAR008 - OPEN TO EXPER/INTELLECT/IMMAGINATION-W4](#)
- [C4VAR009 - ANXIOUS-W4](#)
- [C4VAR010 - OPTIMISTIC-W4](#)
- [C4VAR011 - ANGRY HOSTILITY-W4](#)
- [C4VAR012 - ARRESTED NEVER, ONCE, MORE THAN ONCE-W4](#)
- [C4VAR013 - EVER ARRESTED-W4](#)
- [C4VAR014 - ADOLESCENT AND ADULT SEXUAL ACTIVITY-W4](#)
- [C4VAR015 - FAGERSTROM TEST NICOTINE DEPENDENCE-W4](#)
- [C4VAR016 - HEAVY SMOKING INDEX-W4](#)
- [C4VAR017 - NICOTINE DEPENDENCE DX FAGERSTROM-W4](#)
- [C4VAR018 - NICOTINE DEPENDENCE DX HSI-W4](#)
- [C4VAR019 - NUM DSM4 ALCOHOL ABUSE SYMPTOMS-W4](#)
- [C4VAR020 - NUM DSM4 ALCOHOL DEPENDENCE SYMPTOMS-W4](#)

- C4VAR021 - 3+ ALCOHOL SYMP CLUSTER SINGLE YEAR-W4
- C4VAR022 - AGE ONSET ALCOHOL DEPEND W/CLUSTER-W4
- C4VAR023 - DSM4 LIFETIME DX ALCOHL ABUSE/DEPEND-W4
- C4VAR024 - NUM DSM4 CANNABIS ABUSE SYMPTOMS-W4
- C4VAR025 - NUM DSM4 CANNABIS DEPENDENCE SYMPTOMS-W4
- C4VAR026 - 3+ CANNABIS SYMPT CLUSTER SINGLE YEAR-W4
- C4VAR027 - AGE ONSET CANNABIS DEPEND W/CLUSTER-W4
- C4VAR028 - DSM4 LIFETIM DX CANNBIS ABUSE/DEPEND-W4
- C4VAR029 - NUM OF DSM4 OTHER DRUG ABUSE SYMPT-W4
- C4VAR030 - NUM DSM4 OTHER DRUG DEPEND SYMPTOMS-W4
- C4VAR031 - 3+ OTHR DRUG SYMPT CLUSTER SINGLE YR-W4
- C4VAR032 - AGE ONSET OTHER DEPEND W/CLUSTER-W4
- C4VAR033 - DSM4 LIFETIM DX OTHR DRUG ABUSE/DEPN-D-W4
- C4VAR034 - OBESE-W4
- C4VAR035 - DAILY SMOKER-W4
- C4VAR036 - PHYSICAL ACTIVITY-W4
- C4VAR037 - EVER MARRIED-W4
- C4VAR038 - SOME COLLEGE-W4
- C4VAR039 - COLLEGE DEGREE-W4
- C4VAR040 - MIDPOINT OF HOUSEHOLD INCOME-W4
- C4VAR041 - MIDPOINT OF PERSONAL EARNINGS-W4
- C4VAR042 - MIDPOINT OF HOUSEHOLD ASSETS-W4
- C4VAR043 - OWN HOUSE-W4
- C4VAR044 - DEPRESSION-W4
- C4VAR045 - HYPERTENSION STAGE 1-W4
- C4VAR046 - HYPERTENSION STAGE 2-W4
- C4VAR047 - HIGH BLOOD CHOLESTEROL/TRIG/LIPIDS-W4
- C4VAR048 - SLEEP PROBLEMS-W4

 C4VAR001 - COHEN PERCEIVED STRESS SCALE-W4

Type	Numeric (Double)
C4VAR001	Cohen Perceived Stress Scale

 C4VAR002 - CESD DEPRESSION SCALE-W4

Type	Numeric (Double)
C4VAR002	CESD Depression Scale

 C4VAR003 - MASTERY SCALE-W4

Type	Numeric (Double)
C4VAR003	Mastery Scale

 C4VAR004 - EXTRAVERSION-W4

Type	Numeric (Double)
C4VAR004	Extraversion Personality Scale

C4VAR005 - NEUROTICISM-W4

Type	Numeric (Double)
C4VAR005	Neuroticism Personality Scale

C4VAR006 - AGREEABLENESS-W4

Type	Numeric (Double)
C4VAR006	Agreeableness Personality Scale

C4VAR007 - CONSCIENTIOUSNESS-W4

Type	Numeric (Double)
C4VAR007	Conscientiousness Personality Scale

C4VAR008 - OPEN TO EXPER/INTELLECT/IMMAGINATION-W4

Type	Numeric (Double)
C4VAR008	Open to Experience/Intellect/Imagination Personality Scale

C4VAR009 - ANXIOUS-W4

Type	Numeric (Double)
C4VAR009	Anxious Personality Scale

C4VAR010 - OPTIMISTIC-W4

Type	Numeric (Double)
C4VAR010	Optimistic Personality Scale

C4VAR011 - ANGRY HOSTILITY-W4

Type	Numeric (Double)
C4VAR011	Angry Hostility Personality Scale

C4VAR012 - ARRESTED NEVER, ONCE, MORE THAN ONCE-W4

Type	Code
Measurement Unit	numeric
C4VAR012	Arrested Never, Once, More Than Once
0	no arrests
1	arrested once

2	arrested more than once
---	-------------------------

C4VAR013 - EVER ARRESTED-W4

Type	Code
Measurement Unit	numeric
C4VAR013	Ever Arrested
0	no arrests
1	arrested once or more

C4VAR014 - ADOLESCENT AND ADULT SEXUAL ACTIVITY-W4

Type	Numeric (Double)
C4VAR014	Adolescent and Adult Sexual Activity

C4VAR015 - FAGERSTROM TEST NICOTINE DEPENDENCE-W4

Type	Numeric (Double)
C4VAR015	Fagerstrom Test For Nicotine Dependence

C4VAR016 - HEAVY SMOKING INDEX-W4

Type	Numeric (Double)
C4VAR016	Heavy Smoking Index

C4VAR017 - NICOTINE DEPENDENCE DX FAGERSTROM-W4

Type	Code
Measurement Unit	numeric
C4VAR017	Nicotine Dependence Diagnosis From Fagerstrom Scale
1	not nicotine dependent
2	nicotine dependent

C4VAR018 - NICOTINE DEPENDENCE DX HSI-W4

Type	Code
Measurement Unit	numeric
C4VAR018	Nicotine Dependence Diagnosis From Heavy Smoking Index Scale
1	not nicotine dependent
2	nicotine dependent

C4VAR019 - NUM DSM4 ALCOHOL ABUSE SYMPTOMS-W4

Type	Numeric (Double)
C4VAR019	Number of DSM4 Alcohol Abuse Symptoms

C4VAR020 - NUM DSM4 ALCOHOL DEPENDENCE SYMPTOMS-W4

Type	Numeric (Double)
C4VAR020	Number of DSM4 Alcohol Dependence Symptoms

C4VAR021 - 3+ ALCOHOL SYMP CLUSTER SINGLE YEAR-W4

Type	Code
Measurement Unit	numeric
C4VAR021	3+ Alcohol Dependence Symptoms Clustered in a Single Year
0	met 3+ symptom criteria but no clustering
1	met 3+ symptom criteria and clustering criterion met

C4VAR022 - AGE ONSET ALCOHOL DEPEND W/CLUSTER-W4

Type	Numeric (Double)
C4VAR022	Age of Onset of 3+ Alcohol Dependence Symptoms That Clustered in a Single Year

C4VAR023 - DSM4 LIFETIME DX ALCOHL ABUSE/DEPEND-W4

Type	Code
Measurement Unit	numeric
C4VAR023	DSM4 Lifetime Diagnosis of Alcohol Abuse or Dependence
1	no abuse/dependence
2	DSM4 abuse diagnosis
3	DSM4 dependence with no physiological symptoms
4	DSM4 dependence with physiological symptoms
5	DSM4 dependence with clustering

C4VAR024 - NUM DSM4 CANNABIS ABUSE SYMPTOMS-W4

Type	Numeric (Double)
C4VAR024	Number of DSM4 Cannabis Abuse Symptoms

C4VAR025 - NUM DSM4 CANNABIS DEPENDENCE SYMPTOMS-W4

Type	Numeric (Double)
C4VAR025	Number of DSM4 Cannabis Dependence Symptoms




Type	Code
Measurement Unit	numeric
C4VAR026	3+ Cannabis Dependence Symptoms Clustered in a Single Year
0	met 3+ symptom criteria but no clustering
1	met 3+ symptom criteria and clustering criterion met



Type	Numeric (Double)
C4VAR027	Age of Onset of 3+ Cannabis Dependence Symptoms That Clustered in a Single Year



Type	Code
Measurement Unit	numeric
C4VAR028	DSM4 Lifetime Diagnosis of Cannabis Abuse or Dependence
1	no abuse/dependence
2	DSM4 abuse diagnosis
3	DSM4 dependence with no physiological symptoms
4	DSM4 dependence with physiological symptoms
5	DSM4 dependence with clustering



Type	Numeric (Double)
C4VAR029	Number of DSM4 Other Drug Abuse Symptoms



Type	Numeric (Double)
C4VAR030	Number of DSM4 Other Drug Dependence Symptoms



Type	Code
Measurement Unit	numeric
C4VAR031	3+ Other Drug Dependence Symptoms Clustered in a Single Year
0	met 3+ symptom criteria but no clustering

1	met 3+ symptom criteria and clustering criterion met
---	--

C4VAR032 - AGE ONSET OTHER DEPEND W/CLUSTER-W4

Type	Numeric (Double)
C4VAR032	Age of Onset of 3+ Other Drug Dependence Symptoms That Clustered in a Single Year

C4VAR033 - DSM4 LIFETIM DX OTHR DRUG ABUSE/DEPND-W4

Type	Code
Measurement Unit	numeric
C4VAR033	DSM4 Lifetime Diagnosis of Other Drug Abuse or Dependence
1	no abuse/dependence
2	DSM4 abuse diagnosis
3	DSM4 dependence with no physiological symptoms
4	DSM4 dependence with physiological symptoms
5	DSM4 dependence with clustering

C4VAR034 - OBESE-W4

Type	Code
Measurement Unit	numeric
C4VAR034	Obese at Wave IV
0	not obese
1	obese

C4VAR035 - DAILY SMOKER-W4

Type	Code
Measurement Unit	numeric
C4VAR035	Daily Smoker at Wave IV
0	not a daily smoker
1	daily smoker

C4VAR036 - PHYSICAL ACTIVITY-W4

Type	Code
Measurement Unit	numeric
C4VAR036	Physical Activity

0	bouts of physical activity
1	no bouts of physical activity



Type	Code
Measurement Unit	numeric
C4VAR037	Ever Married
0	never married
1	married once or more



Type	Code
Measurement Unit	numeric
C4VAR038	Some College
0	has not attended college
1	attended some college



Type	Code
Measurement Unit	numeric
C4VAR039	College Degree
0	no college degree
1	college degree or higher



Type	Code
Measurement Unit	numeric
C4VAR040	Midpoint Household Income
2500	less than \$5,000
7500	\$5,000 to \$9,999
12500	\$10,000 to \$14,999
17500	\$15,000 to \$19,999
22500	\$20,000 to \$24,999
27500	\$25,000 to \$29,999

35000	\$30,000 to \$39,999
45000	\$40,000 to \$49,999
62500	\$50,000 to \$74,999
87500	\$75,000 to \$99,999
125000	\$100,000 to \$149,999
150000	\$150,000 or more


 C4VAR041 - MIDPOINT OF PERSONAL EARNINGS-W4

Type	Code
Measurement Unit	numeric
C4VAR041	Midpoint Personal Earnings
0	no earnings
2500	less than \$5,000
7500	\$5,000 to \$9,999
12500	\$10,000 to \$14,999
17500	\$15,000 to \$19,999
22500	\$20,000 to \$24,999
27500	\$25,000 to \$29,999
35000	\$30,000 to \$39,999
45000	\$40,000 to \$49,999
62500	\$50,000 to \$74,999
87500	\$75,000 to \$99,999
125000	\$100,000 to \$149,999
150000	\$150,000 or more

 C4VAR042 - MIDPOINT OF HOUSEHOLD ASSETS-W4

Type	Code
Measurement Unit	numeric
C4VAR042	Midpoint of Household Assets
2500	less than \$5,000
7500	\$5,000 to \$9,999
17500	\$10,000 to \$24,999

37500	\$25,000 to \$49,999
75000	\$50,000 to \$99,999
175000	\$100,000 to \$249,000
375000	\$250,000 to \$499,999
750000	\$500,000 to \$999,999
1000000	\$1,000,000 or more



Type	Code
Measurement Unit	numeric
C4VAR043	Own House
0	no
1	yes



Type	Code
Measurement Unit	numeric
C4VAR044	Depression
0	no depression
1	yes depression



Type	Code
Measurement Unit	numeric
C4VAR045	Hypertension Stage 1
0	no hypertension stage 1
1	has hypertension stage 1



Type	Code
Measurement Unit	numeric
C4VAR046	Hypertension Stage 2
0	no hypertension stage 2
1	has hypertension stage 2



Type	Code
Measurement Unit	numeric
C4VAR047	High Blood Cholesterol or Triglycerides or Lipids
0	no high cholesterol
1	has high cholesterol



Type	Code
Measurement Unit	numeric
C4VAR048	Sleep Problems
0	no sleep problem
1	sleep problem

Logical Products

Data Layouts



Wave IV Constructed Variables



Type	Numeric (Double)
C4VAR001	Cohen Perceived Stress Scale



Type	Numeric (Double)
C4VAR002	CESD Depression Scale



Type	Numeric (Double)
C4VAR003	Mastery Scale



Type	Numeric (Double)
C4VAR004	Extraversion Personality Scale



Type	Numeric (Double)
C4VAR005	Neuroticism Personality Scale

 C4VAR006 - AGREEABLENESS-W4


Type	Numeric (Double)
C4VAR006	Agreeableness Personality Scale

 C4VAR007 - CONSCIENTIOUSNESS-W4

Type	Numeric (Double)
C4VAR007	Conscientiousness Personality Scale

 C4VAR008 - OPEN TO EXPER/INTELLECT/IMMAGINATION-W4

Type	Numeric (Double)
C4VAR008	Open to Experience/Intellect/Imagination Personality Scale

 C4VAR009 - ANXIOUS-W4

Type	Numeric (Double)
C4VAR009	Anxious Personality Scale

 C4VAR010 - OPTIMISTIC-W4

Type	Numeric (Double)
C4VAR010	Optimistic Personality Scale

 C4VAR011 - ANGRY HOSTILITY-W4

Type	Numeric (Double)
C4VAR011	Angry Hostility Personality Scale

 C4VAR012 - ARRESTED NEVER, ONCE, MORE THAN ONCE-W4

Type	Code
Measurement Unit	numeric
C4VAR012	Arrested Never, Once, More Than Once
0	no arrests
1	arrested once
2	arrested more than once

 C4VAR013 - EVER ARRESTED-W4

Type	Code
Measurement Unit	numeric

C4VAR013	Ever Arrested
0	no arrests
1	arrested once or more

 C4VAR014 - ADOLESCENT AND ADULT SEXUAL ACTIVITY-W4

Type	Numeric (Double)
C4VAR014	Adolescent and Adult Sexual Activity

 C4VAR015 - FAGERSTROM TEST NICOTINE DEPENDENCE-W4

Type	Numeric (Double)
C4VAR015	Fagerstrom Test For Nicotine Dependence

 C4VAR016 - HEAVY SMOKING INDEX-W4

Type	Numeric (Double)
C4VAR016	Heavy Smoking Index

 C4VAR017 - NICOTINE DEPENDENCE DX FAGERSTROM-W4

Type	Code
Measurement Unit	numeric
C4VAR017	Nicotine Dependence Diagnosis From Fagerstrom Scale
1	not nicotine dependent
2	nicotine dependent

 C4VAR018 - NICOTINE DEPENDENCE DX HSI-W4


Type	Code
Measurement Unit	numeric
C4VAR018	Nicotine Dependence Diagnosis From Heavy Smoking Index Scale
1	not nicotine dependent
2	nicotine dependent

 C4VAR019 - NUM DSM4 ALCOHOL ABUSE SYMPTOMS-W4

Type	Numeric (Double)
C4VAR019	Number of DSM4 Alcohol Abuse Symptoms

 C4VAR020 - NUM DSM4 ALCOHOL DEPENDENCE SYMPTOMS-W4

Type	Numeric (Double)
C4VAR020	Number of DSM4 Alcohol Dependence Symptoms



Type	Code
Measurement Unit	numeric
C4VAR021	3+ Alcohol Dependence Symptoms Clustered in a Single Year
0	met 3+ symptom criteria but no clustering
1	met 3+ symptom criteria and clustering criterion met



Type	Numeric (Double)
C4VAR022	Age of Onset of 3+ Alcohol Dependence Symptoms That Clustered in a Single Year



Type	Code
Measurement Unit	numeric
C4VAR023	DSM4 Lifetime Diagnosis of Alcohol Abuse or Dependence
1	no abuse/dependence
2	DSM4 abuse diagnosis
3	DSM4 dependence with no physiological symptoms
4	DSM4 dependence with physiological symptoms
5	DSM4 dependence with clustering



Type	Numeric (Double)
C4VAR024	Number of DSM4 Cannabis Abuse Symptoms



Type	Numeric (Double)
C4VAR025	Number of DSM4 Cannabis Dependence Symptoms



Type	Code
Measurement Unit	numeric
C4VAR026	3+ Cannabis Dependence Symptoms Clustered in a Single Year
0	met 3+ symptom criteria but no clustering

1	met 3+ symptom criteria and clustering criterion met
---	--

C4VAR027 - AGE ONSET CANNABIS DEPEND W/CLUSTER-W4

Type	Numeric (Double)
C4VAR027	Age of Onset of 3+ Cannabis Dependence Symptoms That Clustered in a Single Year

C4VAR028 - DSM4 LIFETIM DX CANNBIS ABUSE/DEPEND-W4

Type	Code
Measurement Unit	numeric
C4VAR028	DSM4 Lifetime Diagnosis of Cannabis Abuse or Dependence
1	no abuse/dependence
2	DSM4 abuse diagnosis
3	DSM4 dependence with no physiological symptoms
4	DSM4 dependence with physiological symptoms
5	DSM4 dependence with clustering

C4VAR029 - NUM OF DSM4 OTHER DRUG ABUSE SYMPT-W4

Type	Numeric (Double)
C4VAR029	Number of DSM4 Other Drug Abuse Symptoms

C4VAR030 - NUM DSM4 OTHER DRUG DEPEND SYMPTOMS-W4

Type	Numeric (Double)
C4VAR030	Number of DSM4 Other Drug Dependence Symptoms

C4VAR031 - 3+ OTHR DRUG SYMPT CLUSTER SINGLE YR-W4

Type	Code
Measurement Unit	numeric
C4VAR031	3+ Other Drug Dependence Symptoms Clustered in a Single Year
0	met 3+ symptom criteria but no clustering
1	met 3+ symptom criteria and clustering criterion met

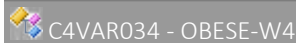
C4VAR032 - AGE ONSET OTHER DEPEND W/CLUSTER-W4

Type	Numeric (Double)
------	------------------

C4VAR032	Age of Onset of 3+ Other Drug Dependence Symptoms That Clustered in a Single Year
----------	---



Type	Code
Measurement Unit	numeric
C4VAR033	DSM4 Lifetime Diagnosis of Other Drug Abuse or Dependence
1	no abuse/dependence
2	DSM4 abuse diagnosis
3	DSM4 dependence with no physiological symptoms
4	DSM4 dependence with physiological symptoms
5	DSM4 dependence with clustering



Type	Code
Measurement Unit	numeric
C4VAR034	Obese at Wave IV
0	not obese
1	obese



Type	Code
Measurement Unit	numeric
C4VAR035	Daily Smoker at Wave IV
0	not a daily smoker
1	daily smoker



Type	Code
Measurement Unit	numeric
C4VAR036	Physical Activity
0	bouts of physical activity
1	no bouts of physical activity



Type	Code
------	------

Measurement Unit	numeric
C4VAR037	Ever Married
0	never married
1	married once or more

 C4VAR038 - SOME COLLEGE-W4

Type	Code
Measurement Unit	numeric
C4VAR038	Some College
0	has not attended college
1	attended some college

 C4VAR039 - COLLEGE DEGREE-W4

Type	Code
Measurement Unit	numeric
C4VAR039	College Degree
0	no college degree
1	college degree or higher

 C4VAR040 - MIDPOINT OF HOUSEHOLD INCOME-W4

Type	Code
Measurement Unit	numeric
C4VAR040	Midpoint Household Income
2500	less than \$5,000
7500	\$5,000 to \$9,999
12500	\$10,000 to \$14,999
17500	\$15,000 to \$19,999
22500	\$20,000 to \$24,999
27500	\$25,000 to \$29,999
35000	\$30,000 to \$39,999
45000	\$40,000 to \$49,999
62500	\$50,000 to \$74,999
87500	\$75,000 to \$99,999
125000	\$100,000 to \$149,999

150000	\$150,000 or more
--------	-------------------

 C4VAR041 - MIDPOINT OF PERSONAL EARNINGS-W4

Type	Code
Measurement Unit	numeric
C4VAR041	Midpoint Personal Earnings
0	no earnings
2500	less than \$5,000
7500	\$5,000 to \$9,999
12500	\$10,000 to \$14,999
17500	\$15,000 to \$19,999
22500	\$20,000 to \$24,999
27500	\$25,000 to \$29,999
35000	\$30,000 to \$39,999
45000	\$40,000 to \$49,999
62500	\$50,000 to \$74,999
87500	\$75,000 to \$99,999
125000	\$100,000 to \$149,999
150000	\$150,000 or more

 C4VAR042 - MIDPOINT OF HOUSEHOLD ASSETS-W4

Type	Code
Measurement Unit	numeric
C4VAR042	Midpoint of Household Assets
2500	less than \$5,000
7500	\$5,000 to \$9,999
17500	\$10,000 to \$24,999
37500	\$25,000 to \$49,999
75000	\$50,000 to \$99,999
175000	\$100,000 to \$249,000
375000	\$250,000 to \$499,999
750000	\$500,000 to \$999,999

1000000	\$1,000,000 or more
---------	---------------------



Type	Code
Measurement Unit	numeric
C4VAR043	Own House
0	no
1	yes



Type	Code
Measurement Unit	numeric
C4VAR044	Depression
0	no depression
1	yes depression



Type	Code
Measurement Unit	numeric
C4VAR045	Hypertension Stage 1
0	no hypertension stage 1
1	has hypertension stage 1



Type	Code
Measurement Unit	numeric
C4VAR046	Hypertension Stage 2
0	no hypertension stage 2
1	has hypertension stage 2



Type	Code
Measurement Unit	numeric
C4VAR047	High Blood Cholesterol or Triglycerides or Lipids
0	no high cholesterol
1	has high cholesterol



Type	Code
Measurement Unit	numeric
C4VAR048	Sleep Problems
0	no sleep problem
1	sleep problem

Physical Instances



Title	Wave IV Constructed Variables
File Name	w4vars.sas7bdat
Case Quantity	15701
Variable Count	48



Type	Numeric (Double)
C4VAR001	Cohen Perceived Stress Scale

			Frequency	% of total	% of valid
Missing	98	answered don't know and/or refused to question(s) used in variable construction	28	0.18%	
		Total	28	0.18%	

Valid	Invalid	Minimum	Maximum	Mean	StdDev
15673	28	0	16	4.8387035...	2.9549778...



Type	Numeric (Double)
C4VAR002	CESD Depression Scale

			Frequency	% of total	% of valid
Missing	98	answered don't know and/or refused to question(s) used in variable construction	10	0.06%	
		Total	10	0.06%	

Valid	Invalid	Minimum	Maximum	Mean	StdDev
15691	10	0	15	2.6380090...	2.5726646...

 C4VAR003 - MASTERY SCALE-W4

Type	Numeric (Double)
C4VAR003	Mastery Scale

			Frequency	% of total	% of valid
Missing	.	missing	1	0.01%	
	98	answered don't know and/or refused to more than one question(s) used in variable construction	52	0.33%	
Total			53	0.34%	

Valid	Invalid	Minimum	Maximum	Mean	StdDev
15648	53	5	25	19.483256...	2.9185883...

 C4VAR004 - EXTRAVERSION-W4

Type	Numeric (Double)
C4VAR004	Extraversion Personality Scale

			Frequency	% of total	% of valid
Missing	.	missing	1	0.01%	
	98	answered don't know and/or refused to question(s) used in variable construction	26	0.17%	
Total			27	0.17%	

Valid	Invalid	Minimum	Maximum	Mean	StdDev
15674	27	4	20	13.218833...	3.0579736...

 C4VAR005 - NEUROTICISM-W4

Type	Numeric (Double)
C4VAR005	Neuroticism Personality Scale

			Frequency	% of total	% of valid
Missing	.	missing	1	0.01%	
	98	answered don't know and/or refused to question(s) used in variable construction	25	0.16%	
Total			26	0.17%	

Valid	Invalid	Minimum	Maximum	Mean	StdDev
15675	26	4	20	10.449824...	2.7438528...

 C4VAR006 - AGREEABLENESS-W4

Type	Numeric (Double)
C4VAR006	Agreeableness Personality Scale

			Frequency	% of total	% of valid
Missing	.	missing	1	0.01%	
	98	answered don't know and/or refused to question(s) used in variable construction	28	0.18%	
Total			29	0.18%	

Valid	Invalid	Minimum	Maximum	Mean	StdDev
15672	29	4	20	15.236153...	2.4160064...

 C4VAR007 - CONSCIENTIOUSNESS-W4

Type	Numeric (Double)
C4VAR007	Conscientiousness Personality Scale

			Frequency	% of total	% of valid
Missing	.	missing	1	0.01%	
	98	answered don't know and/or refused to question(s) used in variable construction	27	0.17%	
Total			28	0.18%	

Valid	Invalid	Minimum	Maximum	Mean	StdDev
15673	28	4	20	14.641676...	2.6987327...

 C4VAR008 - OPEN TO EXPER/INTELLECT/IMMAGINATION-W4

Type	Numeric (Double)
C4VAR008	Open to Experience/Intellect/Imagination Personality Scale

			Frequency	% of total	% of valid
Missing	.	missing	1	0.01%	
	98	answered don't know and/or refused to question(s) used in variable construction	105	0.67%	
Total			106	0.68%	

Valid	Invalid	Minimum	Maximum	Mean	StdDev
15595	106	4	20	14.493940...	2.4573595...

 C4VAR009 - ANXIOUS-W4

Type	Numeric (Double)
C4VAR009	Anxious Personality Scale

			Frequency	% of total	% of valid
Missing	.	missing	1	0.01%	
	98	answered don't know and/or refused to question(s) used in variable construction	25	0.16%	
Total			26	0.17%	

Valid	Invalid	Minimum	Maximum	Mean	StdDev
15675	26	4	20	12.317511...	2.9398584...

C4VAR010 - OPTIMISTIC-W4

Type	Numeric (Double)
C4VAR010	Optimistic Personality Scale

			Frequency	% of total	% of valid
Missing	.	missing	1	0.01%	
	98	answered don't know and/or refused to question(s) used in variable construction	28	0.18%	
Total			29	0.18%	

Valid	Invalid	Minimum	Maximum	Mean	StdDev
15672	29	4	20	14.881955...	2.4529471...

C4VAR011 - ANGRY HOSTILITY-W4

Type	Numeric (Double)
C4VAR011	Angry Hostility Personality Scale

			Frequency	% of total	% of valid
Missing	.	missing	1	0.01%	
	98	answered don't know and/or refused to question(s) used in variable construction	23	0.15%	
Total			24	0.15%	

Valid	Invalid	Minimum	Maximum	Mean	StdDev
15677	24	4	20	10.197422...	2.8817378...

C4VAR012 - ARRESTED NEVER, ONCE, MORE THAN ONCE-W4

Type	Code
Measurement Unit	numeric

C4VAR012	Arrested Never, Once, More Than Once
----------	--------------------------------------

			Frequency	% of total	% of valid
Valid	0	no arrests	11180	71.21%	71.45%
	1	arrested once	2244	14.29%	14.34%
	2	arrested more than once	2224	14.16%	14.21%
Total			15,648	99.66%	100%
Missing	8	answered don't know and/or refused to question(s) used in variable construction	53	0.34%	
	Total		53	0.34%	

Valid	Invalid	Minimum	Maximum
15648	53	0	2

C4VAR013 - EVER ARRESTED-W4

Type	Code
Measurement Unit	numeric
C4VAR013	Ever Arrested

			Frequency	% of total	% of valid
Valid	0	no arrests	11180	71.21%	71.45%
	1	arrested once or more	4468	28.46%	28.55%
	Total		15,648	99.66%	100%
Missing	8	answered don't know and/or refused to question(s) used in variable construction	53	0.34%	
	Total		53	0.34%	

Valid	Invalid	Minimum	Maximum
15648	53	0	1

C4VAR014 - ADOLESCENT AND ADULT SEXUAL ACTIVITY-W4

Type	Numeric (Double)
C4VAR014	Adolescent and Adult Sexual Activity

			Frequency	% of total	% of valid
Missing	98	answered don't know and/or refused to question(s) used in variable construction	48	0.31%	
Total			48	0.31%	

Valid	Invalid	Minimum	Maximum	Mean	StdDev
-------	---------	---------	---------	------	--------

15653	48	0	16	6.4523094...	2.3140760...
-------	----	---	----	--------------	--------------

C4VAR015 - FAGERSTROM TEST NICOTINE DEPENDENCE-W4

Type	Numeric (Double)
C4VAR015	Fagerstrom Test For Nicotine Dependence

			Frequency	% of total	% of valid
Missing	97	legitimate skip	7789	49.61%	
	98	answered don't know and/or refused to question(s) used in variable construction	253	1.61%	
Total			8,042	51.22%	

Valid	Invalid	Minimum	Maximum	Mean	StdDev
7659	8042	0	10	3.1733907...	2.6549582...

C4VAR016 - HEAVY SMOKING INDEX-W4

Type	Numeric (Double)
C4VAR016	Heavy Smoking Index

			Frequency	% of total	% of valid
Missing	7	legitimate skip	7789	49.61%	
	8	answered don't know and/or refused to question(s) used in variable construction	70	0.45%	
Total			7,859	50.05%	

Valid	Invalid	Minimum	Maximum	Mean	StdDev
7842	7859	0	6	2.0277990...	1.7731269...

C4VAR017 - NICOTINE DEPENDENCE DX FAGERSTROM-W4

Type	Code
Measurement Unit	numeric
C4VAR017	Nicotine Dependence Diagnosis From Fagerstrom Scale

			Frequency	% of total	% of valid
Valid	1	not nicotine dependent	5968	38.01%	77.92%
	2	nicotine dependent	1691	10.77%	22.08%
Total			7,659	48.78%	100%
Missing	7	legitimate skip	7789	49.61%	
	8	answered don't know and/or refused to question(s) used in variable construction	253	1.61%	

		Total	8,042	51.22%	
--	--	-------	-------	--------	--

Valid	Invalid	Minimum	Maximum
7659	8042	1	2

C4VAR018 - NICOTINE DEPENDENCE DX HSI-W4

Type	Code
Measurement Unit	numeric
C4VAR018	Nicotine Dependence Diagnosis From Heavy Smoking Index Scale

			Frequency	% of total	% of valid
Valid	1	not nicotine dependent	6038	38.46%	77%
	2	nicotine dependent	1804	11.49%	23%
		Total	7,842	49.95%	100%
Missing	7	legitimate skip	7789	49.61%	
	8	answered don't know and/or refused to question(s) used in variable construction	70	0.45%	
		Total	7,859	50.05%	

Valid	Invalid	Minimum	Maximum
7842	7859	1	2

C4VAR019 - NUM DSM4 ALCOHOL ABUSE SYMPTOMS-W4

Type	Numeric (Double)
C4VAR019	Number of DSM4 Alcohol Abuse Symptoms

			Frequency	% of total	% of valid
Missing	5	pretest case not asked	4	0.03%	
	7	legitimate skip	9330	59.42%	
		Total	9,334	59.45%	

Valid	Invalid	Minimum	Maximum	Mean	StdDev
6367	9334	0	4	0.9693733...	1.1236069...

C4VAR020 - NUM DSM4 ALCOHOL DEPENDENCE SYMPTOMS-W4

Type	Numeric (Double)
C4VAR020	Number of DSM4 Alcohol Dependence Symptoms

			Frequency	% of total	% of valid
--	--	--	-----------	------------	------------

Missing	95	pretest case not asked	4	0.03%	
	97	legitimate skip	9330	59.42%	
	98	answered don't know and/or refused to question(s) used in variable construction	1	0.01%	
		Total	9,335	59.45%	

Valid	Invalid	Minimum	Maximum	Mean	StdDev
6366	9335	0	7	1.8912975...	1.6198289...

C4VAR021 - 3+ ALCOHOL SYMP CLUSTER SINGLE YEAR-W4

Type	Code
Measurement Unit	numeric
C4VAR021	3+ Alcohol Dependence Symptoms Clustered in a Single Year

			Frequency	% of total	% of valid
Valid	0	met 3+ symptom criteria but no clustering	671	4.27%	32.53%
	1	met 3+ symptom criteria and clustering criterion met	1392	8.87%	67.47%
		Total	2,063	13.14%	100%
Missing	5	pretest case not asked	4	0.03%	
	7	legitimate skip	9330	59.42%	
	8	answered don't know and/or refused to question(s) used in variable construction	6	0.04%	
	9	not applicable: did not meet 3+ symptom criteria	4298	27.37%	
		Total	13,638	86.86%	

Valid	Invalid	Minimum	Maximum
2063	13638	0	1

C4VAR022 - AGE ONSET ALCOHOL DEPEND W/CLUSTER-W4

Type	Numeric (Double)
C4VAR022	Age of Onset of 3+ Alcohol Dependence Symptoms That Clustered in a Single Year

	Frequency	% of total	% of valid
--	-----------	------------	------------

Missing	95	pretest case not asked	4	0.03%	
	97	legitimate skip	9330	59.42%	
	98	answered don't know and/or refused to question(s) used in variable construction	8	0.05%	
	99	not applicable: met 3+ symptom criteria but not clustering criterion or did not meet 3+ symptom criteria or answered dk/re to C4VAR021	4975	31.69%	
		Total	14,317	91.19%	

Valid	Invalid	Minimum	Maximum	Mean	StdDev
1384	14317	5	32	21.935693...	3.7939782...

C4VAR023 - DSM4 LIFETIME DX ALCOHL ABUSE/DEPEND-W4

Type	Code
Measurement Unit	numeric
C4VAR023	DSM4 Lifetime Diagnosis of Alcohol Abuse or Dependence

			Frequency	% of total	% of valid
Valid	1	no abuse/dependence	2446	15.58%	38.42%
	2	DSM4 abuse diagnosis	1852	11.8%	29.09%
	3	DSM4 dependence with no physiological symptoms	83	0.53%	1.3%
	4	DSM4 dependence with physiological symptoms	593	3.78%	9.32%
	5	DSM4 dependence with clustering	1392	8.87%	21.87%
		Total	6,366	40.55%	100%
Missing	95	pretest case not asked	4	0.03%	
	97	legitimate skip	9330	59.42%	
	98	answered don't know and/or refused to question(s) used in variable construction	1	0.01%	
		Total	9,335	59.45%	

Valid	Invalid	Minimum	Maximum
6366	9335	1	5

C4VAR024 - NUM DSM4 CANNABIS ABUSE SYMPTOMS-W4

Type	Numeric (Double)
C4VAR024	Number of DSM4 Cannabis Abuse Symptoms

			Frequency	% of total	% of valid
Missing	7	legitimate skip	11480	73.12%	
	8	answered don't know and/or refused to question(s) used in variable construction	1	0.01%	
Total			11,481	73.12%	

Valid	Invalid	Minimum	Maximum	Mean	StdDev
4220	11481	0	4	0.5246445...	0.9108699...

C4VAR025 - NUM DSM4 CANNABIS DEPENDENCE SYMPTOMS-W4

Type	Numeric (Double)
C4VAR025	Number of DSM4 Cannabis Dependence Symptoms

			Frequency	% of total	% of valid
Missing	97	legitimate skip	11480	73.12%	
	98	answered don't know and/or refused to question(s) used in variable construction	3	0.02%	
Total			11,483	73.14%	

Valid	Invalid	Minimum	Maximum	Mean	StdDev
4218	11483	0	7	1.8039355...	1.7891496...

C4VAR026 - 3+ CANNABIS SYMPT CLUSTER SINGLE YEAR-W4

Type	Code
Measurement Unit	numeric
C4VAR026	3+ Cannabis Dependence Symptoms Clustered in a Single Year

			Frequency	% of total	% of valid
Valid	0	met 3+ symptom criteria but no clustering	436	2.78%	33.46%
	1	met 3+ symptom criteria and clustering criterion met	867	5.52%	66.54%
Total			1,303	8.3%	100%
Missing	7	legitimate skip	11480	73.12%	
	8	answered don't know and/or refused to question(s) used in variable construction	6	0.04%	
	9	not applicable: did not meet 3+ symptom criteria	2912	18.55%	
Total			14,398	91.7%	

Valid	Invalid	Minimum	Maximum
1303	14398	0	1

C4VAR027 - AGE ONSET CANNABIS DEPEND W/CLUSTER-W4

Type	Numeric (Double)
C4VAR027	Age of Onset of 3+ Cannabis Dependence Symptoms That Clustered in a Single Year

			Frequency	% of total	% of valid
Missing	97	legitimate skip	11480	73.12%	
	98	answered don't know and/or refused to question(s) used in variable construction	12	0.08%	
	99	not applicable: met 3+ symptom criteria but not clustering criterion or did not meet 3+ symptom criteria or answered dk/re to C4VAR026	3354	21.36%	
Total			14,846	94.55%	

Valid	Invalid	Minimum	Maximum	Mean	StdDev
855	14846	5	31	20.139181...	4.3027192...

C4VAR028 - DSM4 LIFETIM DX CANNABIS ABUSE/DEPEND-W4

Type	Code
Measurement Unit	numeric
C4VAR028	DSM4 Lifetime Diagnosis of Cannabis Abuse or Dependence

			Frequency	% of total	% of valid
Valid	1	no abuse/dependence	2298	14.64%	54.48%
	2	DSM4 abuse diagnosis	614	3.91%	14.56%
	3	DSM4 dependence with no physiological symptoms	35	0.22%	0.83%
	4	DSM4 dependence with physiological symptoms	404	2.57%	9.58%
	5	DSM4 dependence with clustering	867	5.52%	20.55%
Total			4,218	26.86%	100%
Missing	97	legitimate skip	11480	73.12%	
	98	answered don't know and/or refused to question(s) used in variable construction	3	0.02%	
Total			11,483	73.14%	

Valid	Invalid	Minimum	Maximum
4218	11483	1	5

C4VAR029 - NUM OF DSM4 OTHER DRUG ABUSE SYMPT-W4

Type	Numeric (Double)
C4VAR029	Number of DSM4 Other Drug Abuse Symptoms

			Frequency	% of total	% of valid
Missing	5	pretest case not asked	1	0.01%	
	7	legitimate skip	14059	89.54%	
Total			14,060	89.55%	

Valid	Invalid	Minimum	Maximum	Mean	StdDev
1641	14060	0	4	1.1151736...	1.2843410...

C4VAR030 - NUM DSM4 OTHER DRUG DEPEND SYMPTOMS-W4

Type	Numeric (Double)
C4VAR030	Number of DSM4 Other Drug Dependence Symptoms

			Frequency	% of total	% of valid
Missing	95	pretest case not asked	1	0.01%	
	97	legitimate skip	14059	89.54%	
Total			14,060	89.55%	

Valid	Invalid	Minimum	Maximum	Mean	StdDev
1641	14060	0	7	3.3296770...	2.2015300...

C4VAR031 - 3+ OTHR DRUG SYMPT CLUSTER SINGLE YR-W4

Type	Code
Measurement Unit	numeric
C4VAR031	3+ Other Drug Dependence Symptoms Clustered in a Single Year

			Frequency	% of total	% of valid
Valid	0	met 3+ symptom criteria but no clustering	245	1.56%	24.62%
	1	met 3+ symptom criteria and clustering criterion met	750	4.78%	75.38%
Total			995	6.34%	100%
Missing	5	pretest case not asked	1	0.01%	
	7	legitimate skip	14059	89.54%	
	9	not applicable: did not meet 3+ symptom criteria	646	4.11%	
Total			14,706	93.66%	

Valid	Invalid	Minimum	Maximum
995	14706	0	1

 C4VAR032 - AGE ONSET OTHER DEPEND W/CLUSTER-W4

Type	Numeric (Double)
C4VAR032	Age of Onset of 3+ Other Drug Dependence Symptoms That Clustered in a Single Year

			Frequency	% of total	% of valid
Missing	95	pretest case not asked	1	0.01%	
	97	legitimate skip	14059	89.54%	
	98	answered don't know and/or refused to question(s) used in variable construction	7	0.04%	
	99	not applicable: met 3+ symptom criteria but not clustering criterion or did not meet 3+ symptom criteria or answered dk/re to C4VAR031	891	5.67%	
Total			14,958	95.27%	

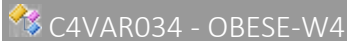
Valid	Invalid	Minimum	Maximum	Mean	StdDev
743	14958	5	31	22.172274...	4.1540336...

 C4VAR033 - DSM4 LIFETIM DX OTHR DRUG ABUSE/DEPND-W4

Type	Code
Measurement Unit	numeric
C4VAR033	DSM4 Lifetime Diagnosis of Other Drug Abuse or Dependence

			Frequency	% of total	% of valid
Valid	1	no abuse/dependence	491	3.13%	29.92%
	2	DSM4 abuse diagnosis	155	0.99%	9.45%
	3	DSM4 dependence with no physiological symptoms	7	0.04%	0.43%
	4	DSM4 dependence with physiological symptoms	238	1.52%	14.5%
	5	DSM4 dependence with clustering	750	4.78%	45.7%
Total			1,641	10.45%	100%
Missing	95	pretest case not asked	1	0.01%	
	97	legitimate skip	14059	89.54%	
	Total		14,060	89.55%	

Valid	Invalid	Minimum	Maximum
1641	14060	1	5



Type	Code
Measurement Unit	numeric
C4VAR034	Obese at Wave IV

			Frequency	% of total	% of valid
Valid	0	not obese	9436	60.1%	63.21%
	1	obese	5491	34.97%	36.79%
Total			14,927	95.07%	100%
Missing	8	answered don't know and/or refused to question(s) used in variable construction or currently pregnant or don't know if pregnant or missing BMI	774	4.93%	
		Total	774	4.93%	

Valid	Invalid	Minimum	Maximum
14927	774	0	1



Type	Code
Measurement Unit	numeric
C4VAR035	Daily Smoker at Wave IV

			Frequency	% of total	% of valid
Valid	0	not a daily smoker	12225	77.86%	78.55%
	1	daily smoker	3339	21.27%	21.45%
Total			15,564	99.13%	100%
Missing	8	answered don't know and/or refused to question(s) used in variable construction	137	0.87%	
		Total	137	0.87%	

Valid	Invalid	Minimum	Maximum
15564	137	0	1



Type	Code
Measurement Unit	numeric

C4VAR036	Physical Activity
----------	-------------------

			Frequency	% of total	% of valid
Valid	0	bouts of physical activity	13264	84.48%	84.56%
	1	no bouts of physical activity	2422	15.43%	15.44%
Total			15,686	99.9%	100%
Missing	.	missing	1	0.01%	
	8	answered don't know and/or refused to question(s) used in variable construction	14	0.09%	
Total			15	0.1%	

Valid	Invalid	Minimum	Maximum
15686	15	0	1

C4VAR037 - EVER MARRIED-W4

Type	Code
Measurement Unit	numeric
C4VAR037	Ever Married

			Frequency	% of total	% of valid
Valid	0	never married	7885	50.22%	50.28%
	1	married once or more	7797	49.66%	49.72%
Total			15,682	99.88%	100%
Missing	8	answered don't know and/or refused to question(s) used in variable construction	19	0.12%	
	Total			19	0.12%

Valid	Invalid	Minimum	Maximum
15682	19	0	1

C4VAR038 - SOME COLLEGE-W4

Type	Code
Measurement Unit	numeric
C4VAR038	Some College

			Frequency	% of total	% of valid
Valid	0	has not attended college	5366	34.18%	34.18%
	1	attended some college	10331	65.8%	65.82%
Total			15,697	99.97%	100%

Missing	8	answered don't know and/or refused to question(s) used in variable construction	4	0.03%	
		Total	4	0.03%	

Valid	Invalid	Minimum	Maximum
15697	4	0	1

C4VAR039 - COLLEGE DEGREE-W4

Type	Code
Measurement Unit	numeric
C4VAR039	College Degree

			Frequency	% of total	% of valid
Valid	0	no college degree	10744	68.43%	68.45%
	1	college degree or higher	4953	31.55%	31.55%
		Total	15,697	99.97%	100%
Missing	8	answered don't know and/or refused to question(s) used in variable construction	4	0.03%	
		Total	4	0.03%	

Valid	Invalid	Minimum	Maximum
15697	4	0	1

C4VAR040 - MIDPOINT OF HOUSEHOLD INCOME-W4

Type	Code
Measurement Unit	numeric
C4VAR040	Midpoint Household Income

			Frequency	% of total	% of valid
Valid	2500	less than \$5,000	430	2.74%	2.93%
	7500	\$5,000 to \$9,999	348	2.22%	2.37%
	12500	\$10,000 to \$14,999	477	3.04%	3.25%
	17500	\$15,000 to \$19,999	501	3.19%	3.42%
	22500	\$20,000 to \$24,999	699	4.45%	4.77%
	27500	\$25,000 to \$29,999	747	4.76%	5.09%
	35000	\$30,000 to \$39,999	1588	10.11%	10.83%
	45000	\$40,000 to \$49,999	1767	11.25%	12.05%
	62500	\$50,000 to \$74,999	3567	22.72%	24.33%
	87500	\$75,000 to \$99,999	2219	14.13%	15.13%
	125000	\$100,000 to \$149,999	1563	9.95%	10.66%
	150000	\$150,000 or more	756	4.81%	5.16%

		Total	14,662	93.38%	100%
Missing	999998	answered don't know and/or refused to question(s) used in variable construction	1039	6.62%	
		Total	1,039	6.62%	

Valid	Invalid	Minimum	Maximum
14662	1039	2500	150000

C4VAR041 - MIDPOINT OF PERSONAL EARNINGS-W4

Type	Code
Measurement Unit	numeric
C4VAR041	Midpoint Personal Earnings

			Frequency	% of total	% of valid
Valid	0	no earnings	239	1.52%	1.95%
	2500	less than \$5,000	391	2.49%	3.19%
	7500	\$5,000 to \$9,999	452	2.88%	3.68%
	12500	\$10,000 to \$14,999	708	4.51%	5.77%
	17500	\$15,000 to \$19,999	792	5.04%	6.45%
	22500	\$20,000 to \$24,999	1068	6.8%	8.7%
	27500	\$25,000 to \$29,999	1238	7.88%	10.09%
	35000	\$30,000 to \$39,999	2498	15.91%	20.35%
	45000	\$40,000 to \$49,999	1820	11.59%	14.83%
	62500	\$50,000 to \$74,999	2121	13.51%	17.28%
	87500	\$75,000 to \$99,999	582	3.71%	4.74%
	125000	\$100,000 to \$149,999	218	1.39%	1.78%
	150000	\$150,000 or more	148	0.94%	1.21%
		Total	12,275	78.18%	100%
Missing	999998	answered don't know and/or refused to question(s) used in variable construction or currently not working	3426	21.82%	
		Total	3,426	21.82%	

Valid	Invalid	Minimum	Maximum
12275	3426	0	150000

C4VAR042 - MIDPOINT OF HOUSEHOLD ASSETS-W4

Type	Code
Measurement Unit	numeric
C4VAR042	Midpoint of Household Assets

			Frequency	% of total	% of valid
Valid	2500	less than \$5,000	2610	16.62%	18.54%
	7500	\$5,000 to \$9,999	1644	10.47%	11.68%
	17500	\$10,000 to \$24,999	2514	16.01%	17.85%
	37500	\$25,000 to \$49,999	2404	15.31%	17.07%
	75000	\$50,000 to \$99,999	2187	13.93%	15.53%
	175000	\$100,000 to \$249,000	1589	10.12%	11.28%
	375000	\$250,000 to \$499,999	686	4.37%	4.87%
	750000	\$500,000 to \$999,999	319	2.03%	2.27%
	1000000	\$1,000,000 or more	128	0.82%	0.91%
	Total	14,081	89.68%	100%	
Missing	9999998	answered don't know and/or refused to question(s) used in variable construction	1620	10.32%	
	Total	1,620	10.32%		

Valid	Invalid	Minimum	Maximum
14081	1620	2500	1000000

Type	Code
Measurement Unit	numeric
C4VAR043	Own House

			Frequency	% of total	% of valid
Valid	0	no	9395	59.84%	59.94%
	1	yes	6278	39.98%	40.06%
		Total	15,673	99.82%	100%
Missing	8	answered don't know and/or refused to question(s) used in variable construction	28	0.18%	
	Total	28	0.18%		

Valid	Invalid	Minimum	Maximum
15673	28	0	1

Type	Code
Measurement Unit	numeric
C4VAR044	Depression

			Frequency	% of total	% of valid
--	--	--	-----------	------------	------------

Valid	0	no depression	12774	81.36%	81.36%
	1	yes depression	2927	18.64%	18.64%
		Total	15,701	100%	100%

Valid	Invalid	Minimum	Maximum
15701	0	0	1

C4VAR045 - HYPERTENSION STAGE 1-W4

Type	Code
Measurement Unit	numeric
C4VAR045	Hypertension Stage 1

			Frequency	% of total	% of valid
Valid	0	no hypertension stage 1	11929	75.98%	75.98%
	1	has hypertension stage 1	3771	24.02%	24.02%
		Total	15,700	99.99%	100%
Missing	8	answered don't know and/or refused to question(s) used in variable construction	1	0.01%	
		Total	1	0.01%	

Valid	Invalid	Minimum	Maximum
15700	1	0	1

C4VAR046 - HYPERTENSION STAGE 2-W4

Type	Code
Measurement Unit	numeric
C4VAR046	Hypertension Stage 2

			Frequency	% of total	% of valid
Valid	0	no hypertension stage 2	13741	87.52%	87.52%
	1	has hypertension stage 2	1959	12.48%	12.48%
		Total	15,700	99.99%	100%
Missing	8	answered don't know and/or refused to question(s) used in variable construction	1	0.01%	
		Total	1	0.01%	

Valid	Invalid	Minimum	Maximum
15700	1	0	1

C4VAR047 - HIGH BLOOD CHOLESTEROL/TRIG/LIPIDS-W4

Type	Code
Measurement Unit	numeric
C4VAR047	High Blood Cholesterol or Triglycerides or Lipids

			Frequency	% of total	% of valid
Valid	0	no high cholesterol	14427	91.89%	91.9%
	1	has high cholesterol	1271	8.1%	8.1%
Total			15,698	99.98%	100%
Missing	8	answered don't know and/or refused to question(s) used in variable construction	3	0.02%	
	Total		3	0.02%	

Valid	Invalid	Minimum	Maximum
15698	3	0	1

C4VAR048 - SLEEP PROBLEMS-W4

Type	Code
Measurement Unit	numeric
C4VAR048	Sleep Problems

			Frequency	% of total	% of valid
Valid	0	no sleep problem	13745	87.54%	88.64%
	1	sleep problem	1762	11.22%	11.36%
Total			15,507	98.76%	100%
Missing	5	pretest case not asked	193	1.23%	
	8	answered don't know and/or refused to question(s) used in variable construction	1	0.01%	
Total			194	1.24%	

Valid	Invalid	Minimum	Maximum
15507	194	0	1