

 Parents (1995)
Title

Parents (1995)

 Parents (1995)
Title

Parents (1995)

Abstract

Data for the 1995 parents are combined with the Wave I data file. In this file are data on 17,669 parents.

*this data is can be found in allwave1.xpt

Variables: 353

Observations: 17,669

Variables

 Parents (1995)

- PA1 - A1 SEX OF RESPONDENT-PQ
- PA2 - A2 AGE OF RESPONDENT-PQ
- PA3 - A3 BORN IN U.S.-PQ
- PA4 - A4 HISPANIC ORIGIN?-PQ
- PA5_1 - A5_1 HISPANIC, MEX./MEX. AM.-PQ
- PA5_2 - A5_2 HISPANIC, CHICANO-PQ
- PA5_3 - A5_3 HISPANIC, CUBAN/CUBAN AM.-PQ
- PA5_4 - A5_4 HISPANIC, PUERTO RICAN-PQ
- PA5_5 - A5_5 HISPANIC, CENTRAL/SOUTH AM.-PQ
- PA5_6 - A5_6 HISPANIC, OTHER-PQ
- PA5_7 - A5_7 HISPANIC, UNKNOWN-PQ
- PA6_1 - A6_1 RACE, WHITE-PQ
- PA6_2 - A6_2 RACE, BLACK/AFRICAN AM.-PQ
- PA6_3 - A6_3 RACE, AMER. INDIAN/NATIVE AM.-PQ
- PA6_4 - A6_4 RACE, ASIAN OR PAC. ISLANDER-PQ
- PA6_5 - A6_5 RACE, OTHER-PQ
- PA7_1 - A7_1 ASIAN, CHINESE-PQ
- PA7_2 - A7_2 ASIAN, FILIPINO-PQ
- PA7_3 - A7_3 ASIAN, JAPANESE-PQ
- PA7_4 - A7_4 ASIAN, ASIAN INDIAN-PQ

- PA7_5 - A7_5 ASIAN, KOREAN-PQ
- PA7_6 - A7_6 ASIAN, VIETNAMESE-PQ
- PA7_7 - A7_7 ASIAN, OTHER-PQ
- PA7_8 - A7_8 ASIAN, UNKNOWN-PQ
- PA8B - A8B RACE, CHOOSE ONE ANSWER-PQ
- PA9 - A9 RACE, OBSERVATION OF INTERVIEWER-PQ
- PA10 - A10 MARITAL STATUS-PQ
- PA11 - A11 CURRENTLY DATING-PQ
- PA12 - A12 LEVEL OF EDUCATION-PQ
- PA13 - A13 WORK OUTSIDE HOME-PQ
- PA14 - A14 WORK OUTSIDE HOME, LAST 12 MOS.-PQ
- PA15 - A15 EMPLOYED FULL TIME AT LAST JOB-PQ
- PA16 - A16 UNEMPLOYED NOW, BUT LOOKING-PQ
- PA17 - A17 EMPLOYED FULL TIME NOW-PQ
- PA18 - A18 DISABLED-PQ
- PA19 - A19 RETIRED-PQ
- PA20 - A20 HAPPY-PQ
- PA21 - A21 RECEIVING PUBLIC ASSISTANCE-PQ
- PA22 - A22 RELIGION OF RESPONDENT-PQ
- PA23 - A23 HOW OFTEN ATTEND REL. SERVICE-PQ
- PA24 - A24 IMPORTANCE OF RELIGION-PQ
- PA25 - A25 HOW OFTEN PRAY-PQ
- PA26 - A26 AGREEMENT W/SACRED SCRIPTURES-PQ
- PA27A - A27A MEMBER, PTO-PQ
- PA27B - A27B MEMBER, MILITARY VETERANS ORG.-PQ
- PA27C - A27C MEMBER, LABOR UNION-PQ
- PA27D - A27D MEMBER, HOBBY/SPORTS GROUP-PQ
- PA27E - A27E MEMBER, CIVIC/SOCIAL ORG.-PQ
- PA28A - A28A NEIGHBORHOOD, NEAR PAST JOB-PQ
- PA28B - A28B NEIGHBORHOOD, NEAR CURRENT JOB-PQ
- PA28C - A28C NEIGHBORHOOD, OUTGROWN OLD HOME-PQ
- PA28D - A28D NEIGHBORHOOD, AFFORDABLE -PQ
- PA28E - A28E NEIGHBORHOOD, LESS CRIME-PQ
- PA28F - A28F NEIGHBORHOOD, LESS DRUG USE-PQ
- PA28G - A28G NEIGHBORHOOD, NEAR FRIENDS-PQ
- PA28H - A28H NEIGHBORHOOD, BETTER SCHOOLS-PQ
- PA28I - A28I NEIGHBORHOOD, CHILDREN SAME AGE-PQ
- PA28J - A28J NEIGHBORHOOD, BORN HERE-PQ
- PA30 - A30 NEIGHBORHOOD, CHOOSE ONE ANSWER-PQ
- PA31 - A31 TELL IF NEIGHBOR CHILD IN TROUBLE-PQ
- PA32 - A32 NEIGHBOR TELL IF YOUR CHILD-PQ
- PA33 - A33 NEIGHBORHOOD PROBLEM, TRASH-PQ
- PA34 - A34 NEIGHBORHOOD PROBLEM, DRUGS-PQ
- PA35 - A35 MOVE AWAY FROM NEIGHBORHOOD-PQ

-
- PA36 - A36 MOST IMPORTANT FOR BOY TO LEARN-PQ
 - PA37 - A37 MOST IMPORTANT FOR GIRL TO LEARN-PQ
 - PA38 - A38 EVER BEEN MARRIED-PQ
 - PA39 - A39 AGE WHEN FIRST MARRIED-PQ
 - PA40 - A40 NUMBER OF RELATIONSHIPS-PQ
 - PA41_1 - A41_1 IN PRESENT REL. 1995-PQ
 - PA41_2 - A41_1 IN PRESENT REL. 1995-PQ
 - PA41_3 - A41_3 IN PRESENT REL. 1993-PQ
 - PA41_4 - A41_4 IN PRESENT REL. 1992-PQ
 - PA41_5 - A41_5 IN PRESENT REL. 1991-PQ
 - PA41_6 - A41_6 IN PRESENT REL. 1990-PQ
 - PA41_7 - A41_7 IN PRESENT REL. 1989-PQ
 - PA41_8 - A41_8 IN PRESENT REL. 1988-PQ
 - PA41_9 - A41_9 IN PRESENT REL. 1987-PQ
 - PA41_10 - A41_10 IN PRESENT REL. 1986-PQ
 - PA41_11 - A41_11 IN PRESENT REL. 1985-PQ
 - PA41_12 - A41_12 IN PRESENT REL. 1984-PQ
 - PA41_13 - A41_13 IN PRESENT REL. 1983-PQ
 - PA41_14 - A41_14 IN PRESENT REL. 1982-PQ
 - PA41_15 - A41_15 IN PRESENT REL. 1981-PQ
 - PA41_16 - A41_16 IN PRESENT REL. 1980-PQ
 - PA41_17 - A41_17 IN PRESENT REL. 1979-PQ
 - PA41_18 - A41_18 IN PRESENT REL. 1978-PQ
 - PA41_19 - A41_19 IN PRESENT REL. 1977-PQ
 - PA42 - A42 PRESENT REL. MARRIAGE OR M/LIKE-PQ
 - PA43 - A43 IN PRESENT REL. STILL-PQ
 - PA44 - A44 HOW PRESENT REL. ENDED-PQ
 - PA46_1 - A46_1 IN PREVIOUS REL. 1995-PQ
 - PA46_2 - A46_2 IN PREVIOUS REL. 1994-PQ
 - PA46_3 - A46_3 IN PREVIOUS REL. 1993-PQ
 - PA46_4 - A46_4 IN PREVIOUS REL. 1992-PQ
 - PA46_5 - A46_5 IN PREVIOUS REL. 1991-PQ
 - PA46_6 - A46_6 IN PREVIOUS REL. 1990-PQ
 - PA46_7 - A46_7 IN PREVIOUS REL. 1989-PQ
 - PA46_8 - A46_8 IN PREVIOUS REL. 1988-PQ
 - PA46_9 - A46_9 IN PREVIOUS REL. 1987-PQ
 - PA46_10 - A46_10 IN PREVIOUS REL. 1986-PQ
 - PA46_11 - A46_11 IN PREVIOUS REL. 1985-PQ
 - PA46_12 - A46_12 IN PREVIOUS REL. 1984-PQ
 - PA46_13 - A46_13 IN PREVIOUS REL. 1983-PQ
 - PA46_14 - A46_14 IN PREVIOUS REL. 1982-PQ
 - PA46_15 - A46_15 IN PREVIOUS REL. 1981-PQ
 - PA46_16 - A46_16 IN PREVIOUS REL. 1980-PQ
 - PA46_17 - A46_17 IN PREVIOUS REL. 1979-PQ

- PA46_18 - A46_18 IN PREVIOUS REL. 1978-PQ
- PA46_19 - A46_19 IN PREVIOUS REL. 1977-PQ
- PA47 - A47 PREVIOUS REL. MARRIAGE OR M/LIKE-PQ
- PA48 - A48 IN PREVIOUS REL. STILL-PQ
- PA49 - A49 HOW PREVIOUS REL. ENDED-PQ
- PA51_1 - A51_1 IN NEXT PREV. REL. 1995-PQ
- PA51_2 - A51_2 IN NEXT PREV. REL. 1994-PQ
- PA51_3 - A51_3 IN NEXT PREV. REL. 1993-PQ
- PA51_4 - A51_4 IN NEXT PREV. REL. 1992-PQ
- PA51_5 - A51_5 IN NEXT PREV. REL. 1991-PQ
- PA51_6 - A51_6 IN NEXT PREV. REL. 1990-PQ
- PA51_7 - A51_7 IN NEXT PREV. REL. 1989-PQ
- PA51_8 - A51_8 IN NEXT PREV. REL. 1988-PQ
- PA51_9 - A51_9 IN NEXT PREV. REL. 1987-PQ
- PA51_10 - A51_10 IN NEXT PREV. REL. 1986-PQ
- PA51_11 - A51_11 IN NEXT PREV. REL. 1985-PQ
- PA51_12 - A51_12 IN NEXT PREV. REL. 1984-PQ
- PA51_13 - A51_13 IN NEXT PREV. REL. 1983-PQ
- PA51_14 - A51_14 IN NEXT PREV. REL. 1982-PQ
- PA51_15 - A51_15 IN NEXT PREV. REL. 1981-PQ
- PA51_16 - A51_16 IN NEXT PREV. REL. 1980-PQ
- PA51_17 - A51_17 IN NEXT PREV. REL. 1979-PQ
- PA51_18 - A51_18 IN NEXT PREV. REL. 1978-PQ
- PA51_19 - A51_19 IN NEXT PREV. REL. 1977-PQ
- PA52 - A52 NEXT PREV REL MARRIAGE OR M/LIKE-PQ
- PA53 - A53 IN NEXT PREV. REL. STILL-PQ
- PA54 - A54 HOW NEXT PREV. REL. ENDED-PQ
- PA55 - A55 TOTAL HOUSEHOLD INCOME-PQ
- PA56 - A56 ENOUGH MONEY FOR BILLS-PQ
- PA57A - A57A RECEIVE SS OR RR-PQ
- PA57B - A57B RECEIVE SSI-PQ
- PA57C - A57C RECEIVE AFDC-PQ
- PA57D - A57D RECEIVE FOOD STAMPS-PQ
- PA57E - A57E RECEIVE UNEMPLOYMENT-PQ
- PA57F - A57F RECEIVE HOUSING SUBSIDY-PQ
- PA58 - A58 GENERAL PHYSICAL HEALTH-PQ
- PA59 - A59 MEDICAL CARE FOR FAMILY-PQ
- PA60 - A60 WEAR A SEATBELT-PQ
- PA61 - A61 HOW OFTEN DRINK ALCOHOL-PQ
- PA62 - A62 IN LAST MONTH > 5 DRINKS-PQ
- PA63 - A63 CIGARETTE SMOKERS IN HOUSEHOLD-PQ
- PA64 - A64 DOES RESPONDENT SMOKE-PQ
- PB2 - B2 SEX OF CURRENT PARTNER-PQ
- PB3 - B3 PARTNER OF HISPANIC ORIGIN-PQ

-
- PB4_1 - B4_1 PART. HISPANIC, MEX./MEX. AM-PQ
 - PB4_2 - B4_2 PART. HISPANIC, CHICANO-PQ
 - PB4_3 - B4_3 PART. HISPANIC, CUBAN/CUB. AM-PQ
 - PB4_4 - B4_4 PART. HISPANIC, PUERTO RICAN-PQ
 - PB4_5 - B4_5 PART. HISPANIC, CENT/SOUTH AM.-PQ
 - PB4_6 - B4_6 PART. HISPANIC, OTHER-PQ
 - PB4_7 - B4_6 PART. HISPANIC, OTHER-PQ
 - PB5_1 - B5_1 PART. RACE, WHITE-PQ
 - PB5_2 - B5_2 PART. RACE, BLACK/AF-AM.-PQ
 - PB5_3 - B5_3 PART. RACE, AMER IND./NATIVE-PQ
 - PB5_4 - B5_4 PART. RACE, ASIAN OR PAC.IS.-PQ
 - PB5_5 - B5_5 PART. RACE, OTHER-PQ
 - PB6_1 - B6_1 PART. ASIAN, CHINESE-PQ
 - PB6_2 - B6_2 PART. ASIAN, FILIPINO-PQ
 - PB6_3 - B6_3 PART. ASIAN, JAPANESE-PQ
 - PB6_4 - B6_4 PART. ASIAN, ASIAN INDIAN-PQ
 - PB6_5 - B6_5 PART. ASIAN, KOREAN-PQ
 - PB6_6 - B6_6 PART. ASIAN, VIETNAMESE-PQ
 - PB6_7 - B6_7 PART. ASIAN, OTHER-PQ
 - PB6_8 - B6_8 PART. ASIAN, UNKNOWN-PQ
 - PB7 - B7 RELIGION OF PARTNER-PQ
 - PB8 - B8 EDUCATION LEVEL OF PARTNER-PQ
 - PB9 - B9 PART. WORK OUTSIDE HOME-PQ
 - PB10 - B10 PART. WK OUTSIDE HOME LAST 12 MOS-PQ
 - PB11 - B11 PART. EMP. FULL TIME AT LAST JOB-PQ
 - PB12 - B12 PART. UNEMP. NOW, BUT LOOKING-PQ
 - PB13 - B13 PART. EMP. FULL TIME NOW-PQ
 - PB14 - B14 PART. DISABLED-PQ
 - PB15 - B15 PART. RETIRED-PQ
 - PB16 - B16 PART. HAPPY-PQ
 - PB17 - B17 PART. RECEIVING PUB. ASSISTANCE-PQ
 - PB18 - B18 RATE RELATIONSHIP W/PARTNER-PQ
 - PB19 - B19 TALK ABOUT SEPARATING-PQ
 - PB20 - B20 FIGHT WITH PARTNER-PQ
 - PB21 - B21 GENERAL HEALTH OF PARTNER-PQ
 - PB22 - B22 PARTNER DRINK ALCOHOL-PQ
 - PC1 - C1 RELATIONSHIP TO ADOLESCENT-PQ
 - PC2 - C2 BIO MOTHER IN HOUSEHOLD-PQ
 - PC3 - C3 EVER LIVE W/BIO MOTHER-PQ
 - PC4 - C4 MOST RECENT YR LIVED W/BIO MOM-PQ
 - PC5 - C5 MONTHLY SUPPORT FROM BIO MOM-PQ
 - PC6B - C6B BIO FATHER IN HOUSEHOLD-PQ
 - PC7 - C7 EVER LIVE W/BIO FATHER-PQ
 - PC8 - C8 MOST RECENT YR LIVED W/BIO DAD-PQ

-
- PC9 - C9 MONTHLY SUPPORT FROM BIO DAD-PQ
 - PC10 - C10 BEST FRIEND IN SCHOOL-PQ
 - PC11 - C11 MET BEST FRIEND IN PERSON-PQ
 - PC12 - C12 MET PARENTS OF BEST FRIEND-PQ
 - PC13 - C13 INFLUENCE OF BEST FRIEND-PQ
 - PC14 - C14 SPECIAL GIRLFRIEND/BOYFRIEND-PQ
 - PC15 - C15 MET SPECIAL FRIEND IN PERSON-PQ
 - PC16 - C16 MET PARENTS OF SPECIAL FRIEND-PQ
 - PC17 - C17 TALK TO PARENTS OF FRIENDS-PQ
 - PC18 - C18 PHYSICAL HEALTH-PQ
 - PC19A_P - C19A_P BIRTHWEIGHT, POUNDS-PQ
 - PC19B_O - C19B_O BIRTHWEIGHT, OUNCES-PQ
 - PC20 - C20 LENGTH OF TIME BREASTFEEDING-PQ
 - PC21_1 - C21_1 HEALTH INSURANCE, MEDICARE-PQ
 - PC21_2 - C21_2 HEALTH INSURANCE, MEDICAID-PQ
 - PC21_3 - C21_3 HEALTH INSURANCE, IND/GROUP-PQ
 - PC21_4 - C21_4 HEALTH INSURANCE, PREPAID-PQ
 - PC21_5 - C21_5 HEALTH INSURANCE, OTHER-PQ
 - PC21_6 - C21_6 HEALTH INSURANCE, NONE-PQ
 - PC21_7 - C21_7 HEALTH INSURANCE, UNKNOWN-PQ
 - PC22 - C22 TIME W/OUT HEALTH INSURANCE-PQ
 - PC23 - C23 WEEK NIGHT BEDTIME-PQ
 - PC24 - C24 RESPONDENT IN SCHOOL NOW-PQ
 - PC25 - C25 TALK ABOUT GRADES-PQ
 - PC26 - C26 TALK ABOUT OTHER SCHOOL ACTIVITY-PQ
 - PC27 - C27 TALK WITH TEACHERS-PQ
 - PC28 - C28 PARTICIPATE IN SCHOOL FUNDRAISING-PQ
 - PC29A - C29A SCHOOL, HIGH PRIORITY-LEARNING-PQ
 - PC29B - C29B SCHOOL, SAFE PLACE-PQ
 - PC29C - C29C SCHOOL, GOOD SCHOOL-PQ
 - PC30 - C30 MOST IMPORTANT QUALITY IN SCHOOL-PQ
 - PC31 - C31 DISAPPOINTMENT IF NO COLLEGE-PQ
 - PC32 - C32 BAD TEMPER-PQ
 - PC33 - C33 LIFE IS GOING-PQ
 - PC34A - C34A GET ALONG WELL WITH ADOL.-PQ
 - PC34B - C34B MAKE DECISIONS TOGETHER-PQ
 - PC34C - C34C DOES NOT UNDERSTAND ADOL.-PQ
 - PC34D - C34D FEEL YOU CAN TRUST ADOL.-PQ
 - PC34E - C34E INTERFERES W/ACTIVITIES-PQ
 - PC35 - C35 DID NOT LIVE WITH-PQ
 - PC36_0 - C36_0 YEAR OF LIFE AWAY, 0-PQ
 - PC36_1 - C36_1 YEAR OF LIFE AWAY, 1-PQ
 - PC36_2 - C36_2 YEAR OF LIFE AWAY, 2-PQ
 - PC36_3 - C36_3 YEAR OF LIFE AWAY, 3-PQ

-
- PC36_4 - C36_4 YEAR OF LIFE AWAY, 4-PQ
 - PC36_5 - C36_5 YEAR OF LIFE AWAY, 5-PQ
 - PC36_6 - C36_6 YEAR OF LIFE AWAY, 6-PQ
 - PC36_7 - C36_7 YEAR OF LIFE AWAY, 7-PQ
 - PC36_8 - C36_8 YEAR OF LIFE AWAY, 8-PQ
 - PC36_9 - C36_9 YEAR OF LIFE AWAY, 9-PQ
 - PC36_10 - C36_10 YEAR OF LIFE AWAY, 10-PQ
 - PC36_11 - C36_11 YEAR OF LIFE AWAY, 11-PQ
 - PC36_12 - C36_12 YEAR OF LIFE AWAY, 12-PQ
 - PC36_13 - C36_13 YEAR OF LIFE AWAY, 13-PQ
 - PC36_14 - C36_14 YEAR OF LIFE AWAY, 14-PQ
 - PC36_15 - C36_15 YEAR OF LIFE AWAY, 15-PQ
 - PC36_16 - C36_16 YEAR OF LIFE AWAY, 16-PQ
 - PC36_17 - C36_17 YEAR OF LIFE AWAY, 17-PQ
 - PC36_18 - C36_18 YEAR OF LIFE AWAY, 18-PQ
 - PC36_19 - C36_19 YEAR OF LIFE AWAY, UNKNOWN-PQ
 - PC37 - C37 MENTALLY RETARDED-PQ
 - PC38 - C38 LEARNING DISABILITY-PQ
 - PC39 - C39 SPECIAL EDUCATION-PQ
 - PC40 - C40 USE TOBACCO REGULARLY-PQ
 - PC41 - C41 DRINK ALCOHOL-PQ
 - PC42A - C42A DISCUSS SEX, DO NOT KNOW ENOUGH-PQ
 - PC42B - C42B DISCUSS SEX, EMBARRASS-PQ
 - PC42C - C42C DISCUSS SEX, DIFFICULT-PQ
 - PC42D - C42D DISCUSS SEX, GET INFO ELSEWHERE-PQ
 - PC42E - C42E DISCUSS SEX, ENCOURAGE SEX-PQ
 - PC43AA - C43AA TALK ABOUT, PREGNANCY-PQ
 - PC43AB - C43AB TALK ABOUT, DANGERS OF STD-PQ
 - PC43AC - C43AC TALK ABOUT, IMPACT ON SOCIAL-PQ
 - PC43AD - C43AD TALK ABOUT, MORAL ISSUES-PQ
 - PC43BA - C43BA HOW MUCH TALKED, BIRTH CONTROL-PQ
 - PC43BB - C43BB HOW MUCH TALKED, SEX-PQ
 - PC44A - C44A AGREE, SATISFIED W/RELATIONSHIP-PQ
 - PC44B - C44B AGREE, DISAPPROVE OF SEX NOW-PQ
 - PC44C - C44C AGREE, SEX OK W/SPECIAL FRIEND-PQ
 - PC44D - C44D AGREE, RECOMMEND BIRTH CONTROL-PQ
 - PC45 - C45 THINK HAS BEEN ON DATE-PQ
 - PC46 - C46 THINK HAS KISSED/NECKED-PQ
 - PC47 - C47 THINK HAS HAD INTERCOURSE-PQ
 - PC48 - C48 THINK AGE FIRST INTERCOURSE-PQ
 - PC49A_1 - C49A_1 HEALTH PROB/OBESITY/ADOL.-PQ
 - PC49A_2 - C49A_2 HEALTH PROB/OBESITY/BIO MOM-PQ
 - PC49A_3 - C49A_3 HEALTH PROB/OBESITY/BIO DAD-PQ
 - PC49B_1 - C49B_1 HEALTH PROB/MIGRAINE/ADOL.-PQ

-
- PC49B_2 - C49B_2 HEALTH PROB/MIGRAINE/BIO MOM-PQ
 - PC49B_3 - C49B_3 HEALTH PROB/MIGRAINE/BIO DAD-PQ
 - PC49C_1 - C49C_1 HEALTH PROB/ALLERGIES/ADOL.-PQ
 - PC49C_2 - C49C_2 HEALTH PROB/ALLERGIES/BIO MOM-PQ
 - PC49C_3 - C49C_3 HEALTH PROB/ALLERGIES/BIO DAD-PQ
 - PC49D_1 - C49D_1 HEALTH PROB/ASTHMA/ADOL.-PQ
 - PC49D_2 - C49D_2 HEALTH PROB/ASTHMA/BIO MOM-PQ
 - PC49D_3 - C49D_3 HEALTH PROB/ASTHMA/BIO DAD-PQ
 - PC49E_1 - C49E_1 HEALTH PROB/ALCOHOLISM/ADOL.-PQ
 - PC49E_2 - C49E_2 HEALTH PROB/ALCOHOLISM/BIO MOM-PQ
 - PC49E_3 - C49E_3 HEALTH PROB/ALCOHOLISM/BIO DAD-PQ
 - PC49F_1 - C49F_1 HEALTH PROB/DIABETES/ADOL.-PQ
 - PC49F_2 - C49F_2 HEALTH PROB/DIABETES/BIO MOM-PQ
 - PC49F_3 - C49F_3 HEALTH PROB/DIABETES/BIO DAD-PQ
 - PC50 - C50 DIFFICULTY USING HANDS/ARMS-PQ
 - PC51 - C51 DIFFICULTY USING FEET/LEGS-PQ
 - PC53 - C53 CONSIDER A DISABILITY-PQ
 - PC54 - C54 OTHERS CONSIDER DISABILITY-PQ
 - PC55 - C55 CAUSED BY PHYSICAL CONDITION-PQ
 - PC58 - C58 ACCIDENT OR DISEASE-PQ
 - PC59 - C59 AGE WHEN OCCURRED-PQ
 - PC60_1 - C60_1 AFFECTED, RIGHT HAND-PQ
 - PC60_2 - C60_2 AFFECTED, RIGHT FINGERS-PQ
 - PC60_3 - C60_3 AFFECTED, LEFT HAND-PQ
 - PC60_4 - C60_4 AFFECTED, LEFT FINGERS-PQ
 - PC60_5 - C60_5 AFFECTED, UPPER RIGHT ARM-PQ
 - PC60_6 - C60_6 AFFECTED, LOWER RIGHT ARM-PQ
 - PC60_7 - C60_7 AFFECTED, UPPER LEFT ARM-PQ
 - PC60_8 - C60_8 AFFECTED, LOWER LEFT ARM-PQ
 - PC60_9 - C60_9 AFFECTED, RIGHT FOOT-PQ
 - PC60_10 - C60_10 AFFECTED, RIGHT TOES-PQ
 - PC60_11 - C60_11 AFFECTED, LEFT FOOT-PQ
 - PC60_12 - C60_12 AFFECTED, LEFT TOES-PQ
 - PC60_13 - C60_13 AFFECTED, UPPER RIGHT LEG-PQ
 - PC60_14 - C60_14 AFFECTED, LOWER RIGHT LEG-PQ
 - PC60_15 - C60_15 AFFECTED, UPPER LEFT LEG-PQ
 - PC60_16 - C60_16 AFFECTED, LOWER LEFT LEG-PQ
 - PC60_17 - C60_17 AFFECTED, BACK-PQ
 - PC60_18 - C60_18 AFFECTED, OTHER-PQ
 - PC61A - C61A NEED HELP WITH EATING-PQ
 - PC61B - C61B NEED HELP WITH BATHING-PQ
 - PC61C - C61C NEED HELP WITH DRESSING-PQ
 - PC61D - C61D NEED HELP WITH TOILET-PQ
 - PC62_1 - C62_1 EQUIPMENT, CANE-PQ

- PC62_2 - C62_2 EQUIPMENT, CRUTCHES-PQ
- PC62_4 - C62_4 EQUIPMENT, MEDICAL SHOES-PQ
- PC62_5 - C62_5 EQUIPMENT, MANUAL WHEELCHAIR-PQ
- PC62_8 - C62_8 EQUIPMENT, BRACE-PQ
- PC62_10 - C62_10 EQUIPMENT, OTHER-PQ
- PC62_11 - C62_11 EQUIPMENT, NONE-PQ
- PC63 - C63 ALWAYS LIVED IN PRESENT HOME-PQ
- PC64 - C64 BORN IN U.S.-PQ
- PC65_M - C65_M MOVED TO U.S., MONTH-PQ
- PC65_Y - C65_Y MOVED TO U.S., YEAR-PQ
- PC66_M - C66_M MOVED TO CURRENT HOME, MONTH-PQ
- PC66_Y - C66_Y MOVED TO CURRENT HOME, YEAR-PQ
- PC68_M - C68_M MOVED TO PREVIOUS HOME, MONTH-PQ
- PC68_Y - C68_Y MOVED TO PREVIOUS HOME, YEAR-PQ
- PC69 - C69 TWIN-PQ
- PD2 - D2 IDENTICAL OR FRATERNAL-PQ
- PD3 - D3 ALIKE THROUGH AGE EIGHT-PQ
- PD4A - D4A CONFUSED, RESPONDENT-PQ
- PD4B - D4B CONFUSED, FATHER-PQ
- PD4C - D4C CONFUSED, SIBLINGS-PQ
- PD4D - D4D CONFUSED, GRANDPARENTS-PQ
- PD4E - D4E CONFUSED, TEACHERS-PQ
- PD4F - D4F CONFUSED, STRANGERS-PQ
- PD5 - D5 SAME RESPONDENT AS CORE SECTION-PQ
- PD5A - D5A ANOTHER SAMPLED ADOLESCENT-PQ

PA1 - A1 SEX OF RESPONDENT-PQ

Type	Code
Measurement Unit	numeric
PA1	1. Record the respondent's sex.
1	male
2	female

PA2 - A2 AGE OF RESPONDENT-PQ

Type	Numeric (Double)
PA2	2. How old are you?

PA3 - A3 BORN IN U.S.-PQ

Type	Code
Measurement Unit	numeric
PA3	3. Were you born in the United States?

0	no
1	yes

 PA4 - A4 HISPANIC ORIGIN?-PQ

Type	Code
Measurement Unit	numeric
PA4	4. Are you of Hispanic or Latino origin?
0	no
1	yes

 PA5_1 - A5_1 HISPANIC, MEX./MEX. AM.-PQ

Type	Code
Measurement Unit	numeric
PA5_1	5_1. What is your Hispanic background? Mexican/ Mexican American
0	not marked
1	marked

 PA5_2 - A5_2 HISPANIC, CHICANO-PQ

Type	Code
Measurement Unit	numeric
PA5_2	5_2. What is your Hispanic background? Chicano
0	not marked
1	marked

 PA5_3 - A5_3 HISPANIC, CUBAN/CUBAN AM.-PQ

Type	Code
Measurement Unit	numeric
PA5_3	5_3. What is your Hispanic background? Cuban/ Cuban American
0	not marked
1	marked

 PA5_4 - A5_4 HISPANIC, PUERTO RICAN-PQ

Type	Code
Measurement Unit	numeric
PA5_4	5_4. What is your Hispanic background? Puerto Rican

0	not marked
1	marked

 PA5_5 - A5_5 HISPANIC, CENTRAL/SOUTH AM.-PQ

Type	Code
Measurement Unit	numeric
PA5_5	5_5. What is your Hispanic background? Central/ South American
0	not marked
1	marked

 PA5_6 - A5_6 HISPANIC, OTHER-PQ

Type	Code
Measurement Unit	numeric
PA5_6	5_6. What is your Hispanic background? other Hispanic
0	not marked
1	marked

 PA5_7 - A5_7 HISPANIC, UNKNOWN-PQ

Type	Code
Measurement Unit	numeric
PA5_7	5_7. What is your Hispanic background? I don't know
0	not marked
1	marked

 PA6_1 - A6_1 RACE, WHITE-PQ

Type	Code
Measurement Unit	numeric
PA6_1	6_1. What is your race? White
0	not marked
1	marked

 PA6_2 - A6_2 RACE, BLACK/AFRICAN AM.-PQ

Type	Code
Measurement Unit	numeric
PA6_2	6_2. What is your race? black/African American


0	not marked
1	marked

 PA6_3 - A6_3 RACE, AMER. INDIAN/NATIVE AM.-PQ

Type	Code
Measurement Unit	numeric
PA6_3	6_3. What is your race? American Indian/Native American
0	not marked
1	marked

 PA6_4 - A6_4 RACE, ASIAN OR PAC. ISLANDER-PQ

Type	Code
Measurement Unit	numeric
PA6_4	6_4. What is your race? Asian or Pacific Islander
0	not marked
1	marked

 PA6_5 - A6_5 RACE, OTHER-PQ

Type	Code
Measurement Unit	numeric
PA6_5	6_5. What is your race? other
0	not marked
1	marked

 PA7_1 - A7_1 ASIAN, CHINESE-PQ

Type	Code
Measurement Unit	numeric
PA7_1	7_1. What is your Asian background? Chinese
0	not marked
1	marked

 PA7_2 - A7_2 ASIAN, FILIPINO-PQ

Type	Code
Measurement Unit	numeric
PA7_2	7_2. What is your Asian background? Filipino

0	not marked
1	marked

 PA7_3 - A7_3 ASIAN, JAPANESE-PQ

Type	Code
Measurement Unit	numeric
PA7_3	7_3. What is your Asian background? Japanese
0	not marked
1	marked

 PA7_4 - A7_4 ASIAN, ASIAN INDIAN-PQ

Type	Code
Measurement Unit	numeric
PA7_4	7_4. What is your Asian background? Asian Indian
0	not marked
1	marked

 PA7_5 - A7_5 ASIAN, KOREAN-PQ

Type	Code
Measurement Unit	numeric
PA7_5	7_5. What is your Asian background? Korean
0	not marked
1	marked

 PA7_6 - A7_6 ASIAN, VIETNAMESE-PQ

Type	Code
Measurement Unit	numeric
PA7_6	7_6. What is your Asian background? Vietnamese
0	not marked
1	marked

 PA7_7 - A7_7 ASIAN, OTHER-PQ

Type	Code
Measurement Unit	numeric
PA7_7	7_7. What is your Asian background? other Asian

0	not marked
1	marked

 PA7_8 - A7_8 ASIAN, UNKNOWN-PQ

Type	Code
Measurement Unit	numeric
PA7_8	7_8. What is your Asian background? don't know
0	not marked
1	marked

 PA8B - A8B RACE, CHOOSE ONE ANSWER-PQ

Type	Code
Measurement Unit	numeric
PA8B	8B. Which ONE category best describes your racial background?
1	white
2	back/African American
3	American Indian/Native American
4	Asian or Pacific Islander
5	other

 PA9 - A9 RACE, OBSERVATION OF INTERVIEWER-PQ

Type	Code
Measurement Unit	numeric
PA9	9. Mark the race of the respondent from your observation alone.
1	white
2	back/African American
3	American Indian/Native American
4	Asian or Pacific Islander

 PA10 - A10 MARITAL STATUS-PQ

Type	Code
Measurement Unit	numeric
PA10	10. What is your current marital status?
1	single, never married

2	married
3	widowed
4	divorced
5	seperated

PA11 - A11 CURRENTLY DATING-PQ

Type	Code
Measurement Unit	numeric
PA11	11. Are you currently seeing or dating anyone?
0	no
1	yes

PA12 - A12 LEVEL OF EDUCATION-PQ

Type	Code
Measurement Unit	numeric
PA12	12. How far did you go in school?
1	8th grade or less
2	more than 8th grade, but did not graduate from high school
3	went to a business, trade, or vocational school instead of high school
4	high school graduate
5	completed a GED
6	went to a business, trade or vocational school after high school
7	went to college, but did not graduate
8	graduated from a college or university
9	professional training beyond a 4-year college or university
10	never went to school

PA13 - A13 WORK OUTSIDE HOME-PQ

Type	Code
Measurement Unit	numeric
PA13	13. Do you work outside the home?

0	no
1	yes

PA14 - A14 WORK OUTSIDE HOME, LAST 12 MOS.-PQ

Type	Code
Measurement Unit	numeric
PA14	14. In the past 12 months, have you worked outside the home?
0	no
1	yes

PA15 - A15 EMPLOYED FULL TIME AT LAST JOB-PQ

Type	Code
Measurement Unit	numeric
PA15	15. Were you employed full time at your last job?
0	no
1	yes

PA16 - A16 UNEMPLOYED NOW, BUT LOOKING-PQ

Type	Code
Measurement Unit	numeric
PA16	16. Are you unemployed right now, but looking for a job?
0	no
1	yes


PA17 - A17 EMPLOYED FULL TIME NOW-PQ

Type	Code
Measurement Unit	numeric
PA17	17. Are you employed full time?
0	no
1	yes

PA18 - A18 DISABLED-PQ

Type	Code
Measurement Unit	numeric
PA18	18. Are you disabled?

0	no
1	yes

 PA19 - A19 RETIRED-PQ

Type	Code
Measurement Unit	numeric
PA19	19. Are you retired from a job?
0	no
1	yes

 PA20 - A20 HAPPY-PQ

Type	Code
Measurement Unit	numeric
PA20	20. In general, are you happy?
0	no
1	yes

 PA21 - A21 RECEIVING PUBLIC ASSISTANCE-PQ

Type	Code
Measurement Unit	numeric
PA21	21. Are you receiving public assistance, such as welfare?
0	no
1	yes

 PA22 - A22 RELIGION OF RESPONDENT-PQ

Type	Code
Measurement Unit	numeric
PA22	22. What is your religion?
1	Adventist
2	AME, AME Zion, CME
3	Assemblies of God
5	Baptist
6	Buddhist
7	Catholic

8	Christian Church (Disciples of Christ)
9	Christian Science
10	Congregational
11	Eastern Orthodox
12	Episcopal
13	Friends/ Quaker
14	Hindu
15	Holiness
16	Islam, Moslem, Muslim
17	Jehovah's Witness
18	Jewish (Conservative, Reformed, Orthodox, or Reconstructionist)
19	Latter Day Saints (Mormon)
20	Lutheran
21	Methodist
23	other Protestant
24	other religion
25	Pentecostal
26	Presbyterian
27	Unitarian
28	none

 PA23 - A23 HOW OFTEN ATTEND REL. SERVICE-PQ

Type	Code
Measurement Unit	numeric
PA23	23. How often have you gone to religious services in the past year?
1	once a week or more
2	less than once a week, but at least once a month
3	less than once a month
4	never

 PA24 - A24 IMPORTANCE OF RELIGION-PQ

Type	Code
Measurement Unit	numeric
PA24	24. How important is religion to you?
1	very important
2	fairly important
3	fairly unimportant
4	not important at all

 PA25 - A25 HOW OFTEN PRAY-PQ

Type	Code
Measurement Unit	numeric
PA25	25. How often do you pray?
1	at least once a day
2	at least once a week
3	at least once a month
4	from time to time, but less than once a month
5	never

 PA26 - A26 AGREEMENT W/SACRED SCRIPTURES-PQ

Type	Code
Measurement Unit	numeric
PA26	26. Do you agree or disagree that the sacred scriptures of your religion are the work of God and are completely without mistakes?
1	agree
2	disagree
3	Religion has no sacred scriptures

 PA27A - A27A MEMBER, PTO-PQ

Type	Code
Measurement Unit	numeric
PA27A	27A. Please tell me whether you are a member of any of the following. Parent/teacher organization
0	no

1	yes
---	-----

PA27B - A27B MEMBER, MILITARY VETERANS ORG.-PQ

Type	Code
Measurement Unit	numeric
PA27B	27B. Please tell me whether you are a member of any of the following. Military veterans organization
0	no
1	yes

PA27C - A27C MEMBER, LABOR UNION-PQ

Type	Code
Measurement Unit	numeric
PA27C	27C. Please tell me whether you are a member of any of the following. Labor union
0	no
1	yes

PA27D - A27D MEMBER, HOBBY/SPORTS GROUP-PQ

Type	Code
Measurement Unit	numeric
PA27D	27D. Please tell me whether you are a member of any of the following. Hobby or sports group, such as a bowling team or a ham radio club
0	no
1	yes

PA27E - A27E MEMBER, CIVIC/SOCIAL ORG.-PQ

Type	Code
Measurement Unit	numeric
PA27E	27E. Please tell me whether you are a member of any of the following. Civic or social organization, such as Junior League, Rotary, or Knights of Columbus
0	no
1	yes

PA28A - A28A NEIGHBORHOOD, NEAR PAST JOB-PQ

Type	Code
Measurement Unit	numeric
PA28A	28A. Please tell me whether each of the following statements is true with regard to your present neighborhood. Your household lives here because this neighborhood is close to a place where you (or your spouse or partner) used to work.
0	no
1	yes

 PA28B - A28B NEIGHBORHOOD, NEAR CURRENT JOB-PQ

Type	Code
Measurement Unit	numeric
PA28B	28B. Please tell me whether each of the following statements is true with regard to your present neighborhood. You live here because this neighborhood is close to a place where you (or your spouse or partner) work now.
0	no
1	yes

 PA28C - A28C NEIGHBORHOOD, OUTGROWN OLD HOME-PQ

Type	Code
Measurement Unit	numeric
PA28C	28C. Please tell me whether each of the following statements is true with regard to your present neighborhood. You moved to this neighborhood because you had outgrown your previous housing.
0	no
1	yes

 PA28D - A28D NEIGHBORHOOD, AFFORDABLE -PQ

Type	Code
Measurement Unit	numeric
PA28D	28D. Please tell me whether each of the following statements is true with regard to your present neighborhood. You live in this neighborhood because you can afford better housing here than you could afford in other neighborhoods.
0	no
1	yes

 PA28E - A28E NEIGHBORHOOD, LESS CRIME-PQ

Type	Code
Measurement Unit	numeric
PA28E	28E. Please tell me whether each of the following statements is true with regard to your present neighborhood. You live here because there is less crime in this neighborhood than there is in other neighborhoods.
0	no
1	yes

 PA28F - A28F NEIGHBORHOOD, LESS DRUG USE-PQ


Type	Code
Measurement Unit	numeric
PA28F	28F. Please tell me whether each of the following statements is true with regard to your present neighborhood. You live here because there is less drug use and other illegal activity by adolescents in this neighborhood.
0	no
1	yes

 PA28G - A28G NEIGHBORHOOD, NEAR FRIENDS-PQ

Type	Code
Measurement Unit	numeric
PA28G	28G. Please tell me whether each of the following statements is true with regard to your present neighborhood. You live here because this neighborhood is close to your friends or to your relatives.
0	no
1	yes

 PA28H - A28H NEIGHBORHOOD, BETTER SCHOOLS-PQ

Type	Code
Measurement Unit	numeric
PA28H	28H. Please tell me whether each of the following statements is true with regard to your present neighborhood. You live here because the schools here are better than they are in other neighborhoods.
0	no
1	yes

 PA28I - A28I NEIGHBORHOOD, CHILDREN SAME AGE-PQ

Type	Code
Measurement Unit	numeric
PA28I	28I. Please tell me whether each of the following statements is true with regard to your present neighborhood. You live in this neighborhood because there are children here who are the same ages as children in your household.
0	no
1	yes

 PA28J - A28J NEIGHBORHOOD, BORN HERE-PQ

Type	Code
Measurement Unit	numeric
PA28J	28J. Please tell me whether each of the following statements is true with regard to your present neighborhood. You (or your spouse or partner) were born in this neighborhood.
0	no
1	yes

 PA30 - A30 NEIGHBORHOOD, CHOOSE ONE ANSWER-PQ

Type	Code
Measurement Unit	numeric
PA30	30. Which ONE statement describes the most important reason why you live in this neighborhood?
1	near old workplace
2	near current workplace
3	had outgrown previous housing
4	affordable good housing
5	less crime
6	less illegal activity by adolescents
7	close to friends or relatives
8	better schools
9	children of appropriate ages
10	born here

 PA31 - A31 TELL IF NEIGHBOR CHILD IN TROUBLE-PQ

Type	Code
Measurement Unit	numeric
PA31	31. If you saw a neighbor's child getting into trouble, would you tell your neighbor about it?
1	definitely would
2	probably would
3	might
4	probably would not
5	definitely would not

PA32 - A32 NEIGHBOR TELL IF YOUR CHILD-PQ

Type	Code
Measurement Unit	numeric
PA32	32. If a neighbor saw your child getting into trouble, would your neighbor tell you about it?
1	definitely would
2	probably would
3	might
4	probably would not
5	definitely would not

PA33 - A33 NEIGHBORHOOD PROBLEM, TRASH-PQ

Type	Code
Measurement Unit	numeric
PA33	33. In this neighborhood, how big a problem is litter or trash on the streets and sidewalks?
1	no problem at all
2	a small problem
3	a big problem

PA34 - A34 NEIGHBORHOOD PROBLEM, DRUGS-PQ

Type	Code
Measurement Unit	numeric
PA34	34. In this neighborhood, how big a problem are drug dealers and drug users?
1	no problem at all

2	a small problem
3	a big problem

 PA35 - A35 MOVE AWAY FROM NEIGHBORHOOD-PQ

Type	Code
Measurement Unit	numeric
PA35	35. How much would you like to move away from this neighborhood?
1	not at all
2	some
3	very much

 PA36 - A36 MOST IMPORTANT FOR BOY TO LEARN-PQ

Type	Code
Measurement Unit	numeric
PA36	36. Of the following, which do you think is the most important thing for a boy to learn?
1	to be well-behaved
2	to be popular
3	to think for himself
4	to work hard
5	to help others

 PA37 - A37 MOST IMPORTANT FOR GIRL TO LEARN-PQ

Type	Code
Measurement Unit	numeric
PA37	37. Of the following, which do you think is the most important thing for a girl to learn?
1	to be well-behaved
2	to be popular
3	to think for himself
4	to work hard
5	to help others

 PA38 - A38 EVER BEEN MARRIED-PQ

Type	Code
------	------

Measurement Unit	numeric
PA38	38. The next questions are about marriages and marriage-like relationships. A marriage-like relationship means living with someone as if you were married to him or her when you are not.
0	no
1	yes

PA39 - A39 AGE WHEN FIRST MARRIED-PQ

Type	Numeric (Double)
PA39	39. How old were you when you were first married?

PA40 - A40 NUMBER OF RELATIONSHIPS-PQ

Type	Code
Measurement Unit	numeric
PA40	40. The next questions are about your marriages and marriage-like relationships. In the last 18 years, how many such relationships have you had?
0	0
1	1
2	2
3	3
4	4
5	5
6	6 or more

PA41_1 - A41_1 IN PRESENT REL. 1995-PQ

Type	Code
Measurement Unit	numeric
PA41_1	41_1. Think about your present or most recent such relationship. During what years were you married to or living with this person? 1995
0	not marked
1	marked

PA41_2 - A41_1 IN PRESENT REL. 1995-PQ

Type	Code
Measurement Unit	numeric

PA41_2	41_2. Think about your present or most recent such relationship. During what years were you married to or living with this person? 1994
0	not marked
1	marked

 PA41_3 - A41_3 IN PRESENT REL. 1993-PQ

Type	Code
Measurement Unit	numeric
PA41_3	41_3. Think about your present or most recent such relationship. During what years were you married to or living with this person? 1993
0	not marked
1	marked

 PA41_4 - A41_4 IN PRESENT REL. 1992-PQ

Type	Code
Measurement Unit	numeric
PA41_4	41_4. Think about your present or most recent such relationship. During what years were you married to or living with this person? 1992
0	not marked
1	marked

 PA41_5 - A41_5 IN PRESENT REL. 1991-PQ

Type	Code
Measurement Unit	numeric
PA41_5	41_5. Think about your present or most recent such relationship. During what years were you married to or living with this person? 1991
0	not marked
1	marked

 PA41_6 - A41_6 IN PRESENT REL. 1990-PQ

Type	Code
Measurement Unit	numeric
PA41_6	41_6. Think about your present or most recent such relationship. During what years were you married to or living with this person? 1990
0	not marked
1	marked

 PA41_7 - A41_7 IN PRESENT REL. 1989-PQ

Type	Code
Measurement Unit	numeric
PA41_7	41_7. Think about your present or most recent such relationship. During what years were you married to or living with this person? 1989
0	not marked
1	marked

 PA41_8 - A41_8 IN PRESENT REL. 1988-PQ

Type	Code
Measurement Unit	numeric
PA41_8	41_8. Think about your present or most recent such relationship. During what years were you married to or living with this person? 1988
0	not marked
1	marked

 PA41_9 - A41_9 IN PRESENT REL. 1987-PQ

Type	Code
Measurement Unit	numeric
PA41_9	41_9. Think about your present or most recent such relationship. During what years were you married to or living with this person? 1987
0	not marked
1	marked

 PA41_10 - A41_10 IN PRESENT REL. 1986-PQ

Type	Code
Measurement Unit	numeric
PA41_10	41_10. Think about your present or most recent such relationship. During what years were you married to or living with this person? 1986
0	not marked
1	marked

 PA41_11 - A41_11 IN PRESENT REL. 1985-PQ

Type	Code
Measurement Unit	numeric

PA41_11	41_11. Think about your present or most recent such relationship. During what years were you married to or living with this person? 1985
0	not marked
1	marked

 PA41_12 - A41_12 IN PRESENT REL. 1984-PQ

Type	Code
Measurement Unit	numeric
PA41_12	41_12. Think about your present or most recent such relationship. During what years were you married to or living with this person? 1984
0	not marked
1	marked

 PA41_13 - A41_13 IN PRESENT REL. 1983-PQ

Type	Code
Measurement Unit	numeric
PA41_13	41_13. Think about your present or most recent such relationship. During what years were you married to or living with this person? 1983
0	not marked
1	marked

 PA41_14 - A41_14 IN PRESENT REL. 1982-PQ

Type	Code
Measurement Unit	numeric
PA41_14	41_14. Think about your present or most recent such relationship. During what years were you married to or living with this person? 1982
0	not marked
1	marked

 PA41_15 - A41_15 IN PRESENT REL. 1981-PQ

Type	Code
Measurement Unit	numeric
PA41_15	41_15. Think about your present or most recent such relationship. During what years were you married to or living with this person? 1981
0	not marked
1	marked

 PA41_16 - A41_16 IN PRESENT REL. 1980-PQ

Type	Code
Measurement Unit	numeric
PA41_16	41_16. Think about your present or most recent such relationship. During what years were you married to or living with this person? 1980
0	not marked
1	marked

 PA41_17 - A41_17 IN PRESENT REL. 1979-PQ

Type	Code
Measurement Unit	numeric
PA41_17	41_17. Think about your present or most recent such relationship. During what years were you married to or living with this person? 1979
0	not marked
1	marked

 PA41_18 - A41_18 IN PRESENT REL. 1978-PQ

Type	Code
Measurement Unit	numeric
PA41_18	41_18. Think about your present or most recent such relationship. During what years were you married to or living with this person? 1978
0	not marked
1	marked

 PA41_19 - A41_19 IN PRESENT REL. 1977-PQ

Type	Code
Measurement Unit	numeric
PA41_19	41_19. Think about your present or most recent such relationship. During what years were you married to or living with this person? 1977
0	not marked
1	marked

 PA42 - A42 PRESENT REL. MARRIAGE OR M/LIKE-PQ

Type	Code
Measurement Unit	numeric
PA42	42. Was this a marriage or a marriage-like relationship?

1	marriage
2	marriage-like

 PA43 - A43 IN PRESENT REL. STILL-PQ

Type	Code
Measurement Unit	numeric
PA43	43. Is this relationship still going on?
0	no
1	yes

 PA44 - A44 HOW PRESENT REL. ENDED-PQ

Type	Code
Measurement Unit	numeric
PA44	44. How did it end?
1	separation
2	divorce
3	annulment
4	death
5	other

 PA46_1 - A46_1 IN PREVIOUS REL. 1995-PQ

Type	Code
Measurement Unit	numeric
PA46_1	46_1. Now think about the relationship before that one. During what years were you married to or living with this person? 1995
0	not marked
1	marked

 PA46_2 - A46_2 IN PREVIOUS REL. 1994-PQ

Type	Code
Measurement Unit	numeric
PA46_2	46_2. Now think about the relationship before that one. During what years were you married to or living with this person? 1994
0	not marked
1	marked

 PA46_3 - A46_3 IN PREVIOUS REL. 1993-PQ

Type	Code
Measurement Unit	numeric
PA46_3	46_3. Now think about the relationship before that one. During what years were you married to or living with this person? 1993
0	not marked
1	marked

 PA46_4 - A46_4 IN PREVIOUS REL. 1992-PQ

Type	Code
Measurement Unit	numeric
PA46_4	46_4. Now think about the relationship before that one. During what years were you married to or living with this person? 1992
0	not marked
1	marked

 PA46_5 - A46_5 IN PREVIOUS REL. 1991-PQ

Type	Code
Measurement Unit	numeric
PA46_5	46_5. Now think about the relationship before that one. During what years were you married to or living with this person? 1991
0	not marked
1	marked

 PA46_6 - A46_6 IN PREVIOUS REL. 1990-PQ

Type	Code
Measurement Unit	numeric
PA46_6	46_6. Now think about the relationship before that one. During what years were you married to or living with this person? 1990
0	not marked
1	marked

 PA46_7 - A46_7 IN PREVIOUS REL. 1989-PQ

Type	Code
Measurement Unit	numeric

PA46_7	46_7. Now think about the relationship before that one. During what years were you married to or living with this person? 1989
0	not marked
1	marked

 PA46_8 - A46_8 IN PREVIOUS REL. 1988-PQ

Type	Code
Measurement Unit	numeric
PA46_8	46_8. Now think about the relationship before that one. During what years were you married to or living with this person? 1988
0	not marked
1	marked

 PA46_9 - A46_9 IN PREVIOUS REL. 1987-PQ

Type	Code
Measurement Unit	numeric
PA46_9	46_9. Now think about the relationship before that one. During what years were you married to or living with this person? 1987
0	not marked
1	marked

 PA46_10 - A46_10 IN PREVIOUS REL. 1986-PQ

Type	Code
Measurement Unit	numeric
PA46_10	46_10. Now think about the relationship before that one. During what years were you married to or living with this person? 1986
0	not marked
1	marked

 PA46_11 - A46_11 IN PREVIOUS REL. 1985-PQ

Type	Code
Measurement Unit	numeric
PA46_11	46_11. Now think about the relationship before that one. During what years were you married to or living with this person? 1985
0	not marked
1	marked

 PA46_12 - A46_12 IN PREVIOUS REL. 1984-PQ

Type	Code
Measurement Unit	numeric
PA46_12	46_12. Now think about the relationship before that one. During what years were you married to or living with this person? 1984
0	not marked
1	marked

 PA46_13 - A46_13 IN PREVIOUS REL. 1983-PQ

Type	Code
Measurement Unit	numeric
PA46_13	46_13. Now think about the relationship before that one. During what years were you married to or living with this person? 1983
0	not marked
1	marked

 PA46_14 - A46_14 IN PREVIOUS REL. 1982-PQ

Type	Code
Measurement Unit	numeric
PA46_14	46_14. Now think about the relationship before that one. During what years were you married to or living with this person? 1982
0	not marked
1	marked

 PA46_15 - A46_15 IN PREVIOUS REL. 1981-PQ

Type	Code
Measurement Unit	numeric
PA46_15	46_15. Now think about the relationship before that one. During what years were you married to or living with this person? 1981
0	not marked
1	marked

 PA46_16 - A46_16 IN PREVIOUS REL. 1980-PQ

Type	Code
Measurement Unit	numeric

PA46_16	46_16. Now think about the relationship before that one. During what years were you married to or living with this person? 1980
0	not marked
1	marked

 PA46_17 - A46_17 IN PREVIOUS REL. 1979-PQ

Type	Code
Measurement Unit	numeric
PA46_17	46_17. Now think about the relationship before that one. During what years were you married to or living with this person? 1979
0	not marked
1	marked

 PA46_18 - A46_18 IN PREVIOUS REL. 1978-PQ

Type	Code
Measurement Unit	numeric
PA46_18	46_18. Now think about the relationship before that one. During what years were you married to or living with this person? 1978
0	not marked
1	marked

 PA46_19 - A46_19 IN PREVIOUS REL. 1977-PQ

Type	Code
Measurement Unit	numeric
PA46_19	46_19. Now think about the relationship before that one. During what years were you married to or living with this person? 1977
0	not marked
1	marked

 PA47 - A47 PREVIOUS REL. MARRIAGE OR M/LIKE-PQ

Type	Code
Measurement Unit	numeric
PA47	47. Was this a marriage or a marriage-like relationship?
1	marriage
2	marriage-like

 PA48 - A48 IN PREVIOUS REL. STILL-PQ

Type	Code
Measurement Unit	numeric
PA48	48. Is this relationship still going on?
0	no
1	yes

 PA49 - A49 HOW PREVIOUS REL. ENDED-PQ

Type	Code
Measurement Unit	numeric
PA49	49. How did it end?
1	separation
2	divorce
3	annulment
4	death
5	other

 PA51_1 - A51_1 IN NEXT PREV. REL. 1995-PQ

Type	Code
Measurement Unit	numeric
PA51_1	51_1. Now think about the relationship before that one. During what years were you married to or living with this person? 1995
0	not marked
1	marked

 PA51_2 - A51_2 IN NEXT PREV. REL. 1994-PQ

Type	Code
Measurement Unit	numeric
PA51_2	51_2. Now think about the relationship before that one. During what years were you married to or living with this person? 1994
0	not marked
1	marked

 PA51_3 - A51_3 IN NEXT PREV. REL. 1993-PQ

Type	Code
------	------

Measurement Unit	numeric
PA51_3	51_3. Now think about the relationship before that one. During what years were you married to or living with this person? 1993
0	not marked
1	marked

 PA51_4 - A51_4 IN NEXT PREV. REL. 1992-PQ

Type	Code
Measurement Unit	numeric
PA51_4	51_4. Now think about the relationship before that one. During what years were you married to or living with this person? 1992
0	not marked
1	marked

 PA51_5 - A51_5 IN NEXT PREV. REL. 1991-PQ

Type	Code
Measurement Unit	numeric
PA51_5	51_5. Now think about the relationship before that one. During what years were you married to or living with this person? 1991
0	not marked
1	marked

 PA51_6 - A51_6 IN NEXT PREV. REL. 1990-PQ

Type	Code
Measurement Unit	numeric
PA51_6	51_6. Now think about the relationship before that one. During what years were you married to or living with this person? 1990
0	not marked
1	marked

 PA51_7 - A51_7 IN NEXT PREV. REL. 1989-PQ

Type	Code
Measurement Unit	numeric
PA51_7	51_7. Now think about the relationship before that one. During what years were you married to or living with this person? 1989
0	not marked

1	marked
---	--------

 PA51_8 - A51_8 IN NEXT PREV. REL. 1988-PQ

Type	Code
Measurement Unit	numeric
PA51_8	51_8. Now think about the relationship before that one. During what years were you married to or living with this person? 1988
0	not marked
1	marked

 PA51_9 - A51_9 IN NEXT PREV. REL. 1987-PQ

Type	Code
Measurement Unit	numeric
PA51_9	51_9. Now think about the relationship before that one. During what years were you married to or living with this person? 1987
0	not marked
1	marked

 PA51_10 - A51_10 IN NEXT PREV. REL. 1986-PQ

Type	Code
Measurement Unit	numeric
PA51_10	51_10. Now think about the relationship before that one. During what years were you married to or living with this person? 1986
0	not marked
1	marked

 PA51_11 - A51_11 IN NEXT PREV. REL. 1985-PQ

Type	Code
Measurement Unit	numeric
PA51_11	51_11. Now think about the relationship before that one. During what years were you married to or living with this person? 1985
0	not marked
1	marked

 PA51_12 - A51_12 IN NEXT PREV. REL. 1984-PQ

Type	Code
------	------

Measurement Unit	numeric
PA51_12	51_12. Now think about the relationship before that one. During what years were you married to or living with this person? 1984
0	not marked
1	marked

 PA51_13 - A51_13 IN NEXT PREV. REL. 1983-PQ

Type	Code
Measurement Unit	numeric
PA51_13	51_13. Now think about the relationship before that one. During what years were you married to or living with this person? 1983
0	not marked
1	marked

 PA51_14 - A51_14 IN NEXT PREV. REL. 1982-PQ

Type	Code
Measurement Unit	numeric
PA51_14	51_14. Now think about the relationship before that one. During what years were you married to or living with this person? 1982
0	not marked
1	marked

 PA51_15 - A51_15 IN NEXT PREV. REL. 1981-PQ

Type	Code
Measurement Unit	numeric
PA51_15	51_15. Now think about the relationship before that one. During what years were you married to or living with this person? 1981
0	not marked
1	marked

 PA51_16 - A51_16 IN NEXT PREV. REL. 1980-PQ

Type	Code
Measurement Unit	numeric
PA51_16	51_16. Now think about the relationship before that one. During what years were you married to or living with this person? 1980
0	not marked

1	marked
---	--------

 PA51_17 - A51_17 IN NEXT PREV. REL. 1979-PQ

Type	Code
Measurement Unit	numeric
PA51_17	51_17. Now think about the relationship before that one. During what years were you married to or living with this person? 1979
0	not marked
1	marked

 PA51_18 - A51_18 IN NEXT PREV. REL. 1978-PQ

Type	Code
Measurement Unit	numeric
PA51_18	51_18. Now think about the relationship before that one. During what years were you married to or living with this person? 1978
0	not marked
1	marked

 PA51_19 - A51_19 IN NEXT PREV. REL. 1977-PQ

Type	Code
Measurement Unit	numeric
PA51_19	51_19. Now think about the relationship before that one. During what years were you married to or living with this person? 1977
0	not marked
1	marked

 PA52 - A52 NEXT PREV REL MARRIAGE OR M/LIKE-PQ

Type	Code
Measurement Unit	numeric
PA52	52. Was this a marriage or a marriage-like relationship?
1	marriage
2	marriage-like

 PA53 - A53 IN NEXT PREV. REL. STILL-PQ

Type	Code
Measurement Unit	numeric

PA53	53. Is this relationship still going on?	
0	no	
1	yes	

PA54 - A54 HOW NEXT PREV. REL. ENDED-PQ

Type	Code	
Measurement Unit	numeric	
PA54	54. How did it end?	
2	divorce	
3	annulment	
4	death	
5	other	

PA55 - A55 TOTAL HOUSEHOLD INCOME-PQ

Type	Numeric (Double)	
PA55	55. About how much total income, before taxes did your family receive in 1994? Include your own income, the income of everyone else in your household, and income from welfare benefits, dividends, and all other sources.	

PA56 - A56 ENOUGH MONEY FOR BILLS-PQ

Type	Code	
Measurement Unit	numeric	
PA56	56. Do you have enough money to pay your bills?	
0	no	
1	yes	

PA57A - A57A RECEIVE SS OR RR-PQ

Type	Code	
Measurement Unit	numeric	
PA57A	57A. Last month, did you or any member of your household receive: Social Security or Railroad Retirement?	
0	no	
1	yes	

PA57B - A57B RECEIVE SSI-PQ

Type	Code
Measurement Unit	numeric
PA57B	57B. Last month, did you or any member of your household receive: Supplemental Security Income (SSI)?
0	no
1	yes

PA57C - A57C RECEIVE AFDC-PQ

Type	Code
Measurement Unit	numeric
PA57C	57C. Last month, did you or any member of your household receive: Aid to Families with Dependent Children (AFDC)?
0	no
1	yes

PA57D - A57D RECEIVE FOOD STAMPS-PQ

Type	Code
Measurement Unit	numeric
PA57D	57D. Last month, did you or any member of your household receive: food stamps?
0	no
1	yes

PA57E - A57E RECEIVE UNEMPLOYMENT-PQ

Type	Code
Measurement Unit	numeric
PA57E	57E. Last month, did you or any member of your household receive: unemployment or worker's compensations?
0	no
1	yes

PA57F - A57F RECEIVE HOUSING SUBSIDY-PQ

Type	Code
Measurement Unit	numeric
PA57F	57F. Last month, did you or any member of your household receive: a housing subsidy or public housing?

0	no
1	yes

 PA58 - A58 GENERAL PHYSICAL HEALTH-PQ

Type	Code
Measurement Unit	numeric
PA58	58. How is your general physical health?
1	excellent
2	very good
3	good
4	fair
5	poor

 PA59 - A59 MEDICAL CARE FOR FAMILY-PQ

Type	Code
Measurement Unit	numeric
PA59	59. In general, how easy or hard is it for you to get medical care for your family?
1	very easy
2	somewhat easy
3	somewhat hard
4	very hard

 PA60 - A60 WEAR A SEATBELT-PQ

Type	Code
Measurement Unit	numeric
PA60	60. When you drive or ride in a car, how often do you wear a car seatbelt?
1	never
2	rarely
3	sometimes
4	most of the time
5	always

 PA61 - A61 HOW OFTEN DRINK ALCOHOL-PQ

Type	Code
Measurement Unit	numeric
PA61	61. How often do you drink alcohol?
1	never
2	once a month or less
3	two or three days a month
4	once or twice a week
5	three to five days a week
6	nearly every day

PA62 - A62 IN LAST MONTH > 5 DRINKS-PQ

Type	Code
Measurement Unit	numeric
PA62	62. How often in the last month have you had five or more drinks on one occasion?
1	never
2	once
3	twice
4	three times
5	four times
6	five or more times

PA63 - A63 CIGARETTE SMOKERS IN HOUSEHOLD-PQ

Type	Code
Measurement Unit	numeric
PA63	63. Are there any cigarette smokers in your household?
0	no
1	yes

PA64 - A64 DOES RESPONDENT SMOKE-PQ

Type	Code
Measurement Unit	numeric
PA64	64. Do you smoke?
0	no

1	yes
---	-----

PB2 - B2 SEX OF CURRENT PARTNER-PQ

Type	Code
Measurement Unit	numeric
PB2	2. What is your current (spouse/ partner)'s sex?
1	male
2	female

PB3 - B3 PARTNER OF HISPANIC ORIGIN-PQ

Type	Code
Measurement Unit	numeric
PB3	3. Is your current (spouse/ partner) of Hispanic or Latino origin?
0	no
1	yes

PB4_1 - B4_1 PART. HISPANIC, MEX./MEX. AM-PQ

Type	Code
Measurement Unit	numeric
PB4_1	4_1. What is (his/ her) Hispanic background? Mexican/Mexican American
0	not marked
1	marked

PB4_2 - B4_2 PART. HISPANIC, CHICANO-PQ

Type	Code
Measurement Unit	numeric
PB4_2	4_2. What is (his/ her) Hispanic background? Chicano
0	not marked
1	marked

PB4_3 - B4_3 PART. HISPANIC, CUBAN/CUB. AM-PQ

Type	Code
Measurement Unit	numeric
PB4_3	4_3. What is (his/ her) Hispanic background? Cuban/Cuban American
0	not marked

1	marked
---	--------

 PB4_4 - B4_4 PART. HISPANIC, PUERTO RICAN-PQ

Type	Code
Measurement Unit	numeric
PB4_4	4_4. What is (his/ her) Hispanic background? Puerto Rican
0	not marked
1	marked

 PB4_5 - B4_5 PART. HISPANIC, CENT/SOUTH AM.-PQ

Type	Code
Measurement Unit	numeric
PB4_5	4_5. What is (his/ her) Hispanic background? Central/South American
0	not marked
1	marked

 PB4_6 - B4_6 PART. HISPANIC, OTHER-PQ

Type	Code
Measurement Unit	numeric
PB4_6	4_6. What is (his/ her) Hispanic background? other Hispanic
0	not marked
1	marked

 PB4_7 - B4_6 PART. HISPANIC, OTHER-PQ

Type	Code
Measurement Unit	numeric
PB4_7	4_7. What is (his/ her) Hispanic background? don't know
0	not marked
1	marked

 PB5_1 - B5_1 PART. RACE, WHITE-PQ

Type	Code
Measurement Unit	numeric
PB5_1	5_1. What is the race of your current (spouse/ partner)? White
0	not marked

1	marked
---	--------

 PB5_2 - B5_2 PART. RACE, BLACK/AF-AM.-PQ

Type	Code
Measurement Unit	numeric
PB5_2	5_2. What is the race of your current (spouse/ partner)? black/African American
0	not marked
1	marked

 PB5_3 - B5_3 PART. RACE, AMER IND./NATIVE-PQ

Type	Code
Measurement Unit	numeric
PB5_3	5_3. What is the race of your current (spouse/ partner)? American Indian/Native American
0	not marked
1	marked

 PB5_4 - B5_4 PART. RACE, ASIAN OR PAC.IS.-PQ

Type	Code
Measurement Unit	numeric
PB5_4	5_4. What is the race of your current (spouse/ partner)? Asian or Pacific Islander
0	not marked
1	marked

 PB5_5 - B5_5 PART. RACE, OTHER-PQ

Type	Code
Measurement Unit	numeric
PB5_5	5_5. What is the race of your current (spouse/ partner)? Other
0	not marked
1	marked

 PB6_1 - B6_1 PART. ASIAN, CHINESE-PQ

Type	Code
Measurement Unit	numeric

PB6_1	6_1. What is (his/ her) Asian background? Chinese
0	not marked
1	marked

 PB6_2 - B6_2 PART. ASIAN, FILIPINO-PQ

Type	Code
Measurement Unit	numeric
PB6_2	6_2. What is (his/ her) Asian background? Filipino
0	not marked
1	marked

 PB6_3 - B6_3 PART. ASIAN, JAPANESE-PQ

Type	Code
Measurement Unit	numeric
PB6_3	6_3. What is (his/ her) Asian background? Japanese
0	not marked
1	marked

 PB6_4 - B6_4 PART. ASIAN, ASIAN INDIAN-PQ

Type	Code
Measurement Unit	numeric
PB6_4	6_4. What is (his/ her) Asian background? Asian Indian
0	not marked
1	marked

 PB6_5 - B6_5 PART. ASIAN, KOREAN-PQ

Type	Code
Measurement Unit	numeric
PB6_5	6_5. What is (his/ her) Asian background? Korean
0	not marked
1	marked

 PB6_6 - B6_6 PART. ASIAN, VIETNAMESE-PQ

Type	Code
Measurement Unit	numeric

PB6_6		6_6. What is (his/ her) Asian background? Vietnamese
0	not marked	
1	marked	

 PB6_7 - B6_7 PART. ASIAN, OTHER-PQ

Type		Code
Measurement Unit		numeric
PB6_7		6_7. What is (his/ her) Asian background? other Asian
0	not marked	
1	marked	

 PB6_8 - B6_8 PART. ASIAN, UNKNOWN-PQ

Type		Code
Measurement Unit		numeric
PB6_8		6_8. What is (his/ her) Asian background? don't know
0	not marked	
1	marked	

 PB7 - B7 RELIGION OF PARTNER-PQ

Type		Code
Measurement Unit		numeric
PB7		7. What is your current (spouse/ partner)'s religion?
1	Adventist	
2	AME, AME Zion, CME	
3	Assemblies of God	
5	Baptist	
6	Buddhist	
7	Catholic	
8	Christian Church (Disciples of Christ)	
9	Christian Science	
10	Congregational	
11	Eastern Orthodox	
12	Episcopal	

13	Friends/Quaker
14	Hindu
15	Holiness
16	Islam, Moslem, Muslim
17	Jehovah's Witness
18	Jewish (Conservative, Reformed, Orthodox, or Reconstructionist)
19	Latter Day Saints (Mormon)
20	Lutheran
21	Methodist
23	other Protestant
24	other religion
25	Pentecostal
26	Presbyterian
27	Unitarian
28	none

PB8 - B8 EDUCATION LEVEL OF PARTNER-PQ	
Type	Code
Measurement Unit	numeric
PB8	8. How far did your current (spouse/partner) go in school?
1	8th grade or less
2	more than 8th grade, but did not graduate from high school
3	went to a business, trade, or vocational school instead of high school
4	high school graduate
5	completed a GED
6	went to a business, trade or vocational school after high school
7	went to college, but did not graduate
8	graduated from a college or university

9	professional training beyond a 4-year college or university
10	never went to school
11	(He/she) went to school, but doesn't know how far
12	doesn't know if (he/ she) went to school

 PB9 - B9 PART. WORK OUTSIDE HOME-PQ

Type	Code
Measurement Unit	numeric
PB9	9. Does (he/she) work outside the home?
0	no
1	yes

 PB10 - B10 PART. WK OUTSIDE HOME LAST 12 MOS-PQ

Type	Code
Measurement Unit	numeric
PB10	10. In the past 12 months, has (he/she) worked outside the home?
0	no
1	yes

 PB11 - B11 PART. EMP. FULL TIME AT LAST JOB-PQ

Type	Code
Measurement Unit	numeric
PB11	11. Was (he/she) employed full time at this last job?
0	no
1	yes

 PB12 - B12 PART. UNEMP. NOW, BUT LOOKING-PQ

Type	Code
Measurement Unit	numeric
PB12	12. Is (he/she) unemployed right now, but looking for a job?
0	no
1	yes

 PB13 - B13 PART. EMP. FULL TIME NOW-PQ

Type	Code
Measurement Unit	numeric
PB13	13. Is (he/she) employed full time?
0	no
1	yes

 PB14 - B14 PART. DISABLED-PQ

Type	Code
Measurement Unit	numeric
PB14	14. Is your current (spouse/ partner) disabled?
0	no
1	yes

 PB15 - B15 PART. RETIRED-PQ

Type	Code
Measurement Unit	numeric
PB15	15. Is (he/she) retired from a job?
0	no
1	yes

 PB16 - B16 PART. HAPPY-PQ

Type	Code
Measurement Unit	numeric
PB16	16. In general, do you think (he/she) is happy?
0	no
1	yes

 PB17 - B17 PART. RECEIVING PUB. ASSISTANCE-PQ

Type	Code
Measurement Unit	numeric
PB17	17. Is (he/she) receiving public assistance, such as welfare?
0	no
1	yes

 PB18 - B18 RATE RELATIONSHIP W/PARTNER-PQ

Type	Code
Measurement Unit	numeric
PB18	18. On a scale from 1 to 10, where 1 equals completely unhappy and 10 equals completely happy, how would you rate your relationship with your current (spouse/partner)?
1	1, completely unhappy
2	2
3	3
4	4
5	5
6	6
7	7
8	8
9	9
10	10 completely happy

 PB19 - B19 TALK ABOUT SEPARATING-PQ

Type	Code
Measurement Unit	numeric
PB19	19. In the past year, have you and your current (spouse/partner) talked to each other about separating?
0	no
1	yes

 PB20 - B20 FIGHT WITH PARTNER-PQ

Type	Code
Measurement Unit	numeric
PB20	20. How much do you fight or argue with your current (spouse/partner)?
1	a lot
2	some
3	a little
4	not at all

 PB21 - B21 GENERAL HEALTH OF PARTNER-PQ

Type	Code
Measurement Unit	numeric
PB21	21. How is your current (spouse/partner)'s general health?
1	excellent
2	very good
3	good
4	fair
5	poor

 PB22 - B22 PARTNER DRINK ALCOHOL-PQ

Type	Code
Measurement Unit	numeric
PB22	22. During the past 12 months, about how often did your current (spouse/partner) drink alcohol?
1	never
2	once a month or less
3	two or three days a month
4	once or twice a week
5	three to five days a week
6	nearly every day

 PC1 - C1 RELATIONSHIP TO ADOLESCENT-PQ

Type	Code
Measurement Unit	numeric
PC1	1. What is your relationship to {NAME}?
1	biological mother
2	step mother
3	adoptive mother
4	foster mother
5	grandmother
6	aunt
7	other female relative

8	other female non-relative
9	biological father
10	step father
11	adoptive father
12	foster father
13	grandfather
14	uncle
15	other male relative
16	other male non-relative

PC2 - C2 BIO MOTHER IN HOUSEHOLD-PQ

Type	Code
Measurement Unit	numeric
PC2	2. Does {NAME}'s biological mother live in this household?
0	no
1	yes

PC3 - C3 EVER LIVE W/BIO MOTHER-PQ

Type	Code
Measurement Unit	numeric
PC3	3. Did {NAME} ever live with (his/ her) biological mother?
0	no
1	yes

PC4 - C4 MOST RECENT YR LIVED W/BIO MOM-PQ

Type	Numeric (Double)
PC4	4. In what year did {NAME} most recently live with (his/ her) biological mother?

PC5 - C5 MONTHLY SUPPORT FROM BIO MOM-PQ

Type	Code
Measurement Unit	numeric
PC5	5. In a typical month, how much support does {NAME}'s biological mother pay for (him/ her)?
1	none

2	\$100 or less
3	\$101 -\$200
4	\$201 - \$500
5	more than \$500

PC6B - C6B BIO FATHER IN HOUSEHOLD-PQ

Type	Code
Measurement Unit	numeric
PC6B	6B. Does {NAME}'s biological father live in this household?
0	no
1	yes

PC7 - C7 EVER LIVE W/BIO FATHER-PQ

Type	Code
Measurement Unit	numeric
PC7	7. Did {NAME} ever live with (his/ her) biological father?
0	no
1	yes

PC8 - C8 MOST RECENT YR LIVED W/BIO DAD-PQ

Type	Numeric (Double)
PC8	8. In what year did {NAME} most recently live with (his/ her) biological father?

PC9 - C9 MONTHLY SUPPORT FROM BIO DAD-PQ

Type	Code
Measurement Unit	numeric
PC9	9. In a typical month, how much support does {NAME}'s biological father pay for (him/ her)?
1	none
2	\$100 or less
3	\$101 - \$200
4	\$201 - \$500
5	more than \$500

PC10 - C10 BEST FRIEND IN SCHOOL-PQ

Type	Code
Measurement Unit	numeric
PC10	10. The next questions are about {NAME}'s best (male/female) friend. Do you know what school this friend goes to?
0	no
1	yes
2	(He/ she) doesn't go to school

PC11 - C11 MET BEST FRIEND IN PERSON-PQ

Type	Code
Measurement Unit	numeric
PC11	11. Have you met this friend in person?
0	no
1	yes

PC12 - C12 MET PARENTS OF BEST FRIEND-PQ

Type	Code
Measurement Unit	numeric
PC12	12. Have you met this friend's parents?
0	no
1	yes

PC13 - C13 INFLUENCE OF BEST FRIEND-PQ

Type	Code
Measurement Unit	numeric
PC13	13. What kind of influence is {NAME}'s best friend-good, bad, or neither?
1	a good influence
2	a bad influence
3	neither a good nor a bad influence

PC14 - C14 SPECIAL GIRLFRIEND/BOYFRIEND-PQ

Type	Code
Measurement Unit	numeric
PC14	14. Does {NAME} have one, special (girlfriend/ boyfriend)?
0	no

1	yes
---	-----

PC15 - C15 MET SPECIAL FRIEND IN PERSON-PQ

Type	Code
Measurement Unit	numeric
PC15	15. Have you met (him/ her) in person?
0	no
1	yes

PC16 - C16 MET PARENTS OF SPECIAL FRIEND-PQ

Type	Code
Measurement Unit	numeric
PC16	16. Have you met (his/ her) parents?
0	no
1	yes

PC17 - C17 TALK TO PARENTS OF FRIENDS-PQ

Type	Code
Measurement Unit	numeric
PC17	17. Please think about all of {NAME}'s friends. How many parents of {NAME}'s friends have you talked to in the last four weeks?
0	0
1	1
2	2
3	3
4	4
5	5
6	6 or more

PC18 - C18 PHYSICAL HEALTH-PQ

Type	Code
Measurement Unit	numeric
PC18	18. The next questions are about {NAME}'s health and health behaviors. How would you rate {NAME}'s general physical health?
1	excellent

2	very good
3	good
4	fair
5	poor

 PC19A_P - C19A_P BIRTHWEIGHT, POUNDS-PQ

Type	Code
Measurement Unit	numeric
PC19A_P	19A. What was {NAME}'s birthweight? pounds
3	less than 4 pounds
4	4 pounds
5	5 pounds
6	6 pounds
7	7 pounds
8	8 pounds
9	9 pounds
10	10 pounds
11	11 pounds
12	12 pounds or more

 PC19B_O - C19B_O BIRTHWEIGHT, OUNCES-PQ

Type	Code
Measurement Unit	numeric
PC19B_O	19B. What was {NAME}'s birthweight? ounces
0	0 ounces
1	1 ounce
2	2 ounces
3	3 ounces
4	4 ounces
5	5 ounces
6	6 ounces
7	7 ounces

8	8 ounces
9	9 ounces
10	10 ounces
11	11 ounces
12	12 ounces
13	13 ounces
14	14 ounces
15	15 ounces

 PC20 - C20 LENGTH OF TIME BREASTFEEDING-PQ

Type	Code
Measurement Unit	numeric
PC20	20. For how long was {NAME} breastfed?
1	less than 3 months
2	3 months to less than 6 months
3	6 months to less than 9 months
4	9 months to less than 12 months
5	12 months to less than 24 months
6	24 months or more
7	(He/ she) was not breastfed.

 PC21_1 - C21_1 HEALTH INSURANCE, MEDICARE-PQ

Type	Code
Measurement Unit	numeric
PC21_1	21_1. What kind of health insurance does {NAME} have? Medicare (from Social Security)
0	not marked
1	marked

 PC21_2 - C21_2 HEALTH INSURANCE, MEDICAID-PQ

Type	Code
Measurement Unit	numeric
PC21_2	21_2. What kind of health insurance does {NAME} have? Medicaid
0	not marked

1	marked
---	--------

PC21_3 - C21_3 HEALTH INSURANCE, IND/GROUP-PQ

Type	Code
Measurement Unit	numeric
PC21_3	21_3. What kind of health insurance does {NAME} have? Individual or group private coverage (such as Blue Cross or Cigna)
0	not marked
1	marked

PC21_4 - C21_4 HEALTH INSURANCE, PREPAID-PQ

Type	Code
Measurement Unit	numeric
PC21_4	21_4. What kind of health insurance does {NAME} have? prepaid health plan (such as an HMO or CHAMPUS)
0	not marked
1	marked

PC21_5 - C21_5 HEALTH INSURANCE, OTHER-PQ

Type	Code
Measurement Unit	numeric
PC21_5	21_5. What kind of health insurance does {NAME} have? Other
0	not marked
1	marked

PC21_6 - C21_6 HEALTH INSURANCE, NONE-PQ

Type	Code
Measurement Unit	numeric
PC21_6	21_6. What kind of health insurance does {NAME} have? None
0	not marked
1	marked

PC21_7 - C21_7 HEALTH INSURANCE, UNKNOWN-PQ

Type	Code
Measurement Unit	numeric
PC21_7	21_7. What kind of health insurance does {NAME} have? don't know

0	not marked
1	marked

 PC22 - C22 TIME W/OUT HEALTH INSURANCE-PQ

Type	Code
Measurement Unit	numeric
PC22	22. In the past 12 months, has there been a time when {NAME} had no health insurance?
0	no
1	yes

 PC23 - C23 WEEK NIGHT BEDTIME-PQ

Type	Code
Measurement Unit	numeric
PC23	23. What time does {NAME} have to go to bed on week nights?
1	9:00 p.m. or earlier
2	by 10:00 p.m.
3	by 11:00 p.m.
4	by 12:00 (midnight)
5	by 1:00 a.m.
6	after 1:00 a.m.
7	(He/ she) has no set bedtime.

 PC24 - C24 RESPONDENT IN SCHOOL NOW-PQ

Type	Code
Measurement Unit	numeric
PC24	24. Is {NAME} in school now?
0	no
1	yes

 PC25 - C25 TALK ABOUT GRADES-PQ

Type	Code
Measurement Unit	numeric
PC25	25. In the past week, have you and {NAME} talked about (his/ her) school work or grades?

0	no
1	yes

 PC26 - C26 TALK ABOUT OTHER SCHOOL ACTIVITY-PQ

Type	Code
Measurement Unit	numeric
PC26	26. In the past week, have you and {NAME} talked about other things [he/she] is doing at school?
0	no
1	yes

 PC27 - C27 TALK WITH TEACHERS-PQ

Type	Code
Measurement Unit	numeric
PC27	27. Have you talked with any of {NAME}'s teachers about (his/ her) school work this school year, either informally or in a regularly scheduled parent-teacher conference?
0	no
1	yes

 PC28 - C28 PARTICIPATE IN SCHOOL FUNDRAISING-PQ

Type	Code
Measurement Unit	numeric
PC28	28. During this school year, have you participated in school fund-raising or done volunteer work for {NAME}'s school-such as supervising lunch, chaperoning a field trip, etc.?
0	no
1	yes

 PC29A - C29A SCHOOL, HIGH PRIORITY-LEARNING-PQ

Type	Code
Measurement Unit	numeric
PC29A	29A. How much do you agree or disagree with each of the following statements about {NAME}'s school? {NAME}'s school places a high priority on learning.
1	strongly agree

2	agree
3	neither agree nor disagree
4	disagree
5	strongly disagree

 PC29B - C29B SCHOOL, SAFE PLACE-PQ

Type	Code
Measurement Unit	numeric
PC29B	29B. How much do you agree or disagree with each of the following statements about {NAME}'s school? {NAME}'s school is a safe place.
1	strongly agree
2	agree
3	neither agree nor disagree
4	disagree
5	strongly disagree

 PC29C - C29C SCHOOL, GOOD SCHOOL-PQ

Type	Code
Measurement Unit	numeric
PC29C	29C. How much do you agree or disagree with each of the following statements about {NAME}'s school? {NAME}'s school is a good school.
1	strongly agree
2	agree
3	neither agree nor disagree
4	disagree
5	strongly disagree

 PC30 - C30 MOST IMPORTANT QUALITY IN SCHOOL-PQ

Type	Code
Measurement Unit	numeric
PC30	30. If {NAME} could be one of the following in high school, which would be most important to you?
1	a brilliant student
2	a leader in school activities

3	an athletic star
4	the most popular

PC31 - C31 DISAPPOINTMENT IF NO COLLEGE-PQ

Type	Code
Measurement Unit	numeric
PC31	31. How disappointed would you be if {NAME} did not graduate from college?
1	very disappointed
2	somewhat disappointed
3	not disappointed

PC32 - C32 BAD TEMPER-PQ

Type	Code
Measurement Unit	numeric
PC32	32. Does {NAME} have a bad temper?
0	no
1	yes

PC33 - C33 LIFE IS GOING-PQ

Type	Code
Measurement Unit	numeric
PC33	33. All things considered, how is {NAME}'s life going?
1	very well
2	fairly well
3	not so well
4	not well at all

PC34A - C34A GET ALONG WELL WITH ADOL.-PQ

Type	Code
Measurement Unit	numeric
PC34A	34A. How often would it be true for you to make each of the following statements about {NAME}? You get along well with (him/ her).
1	always
2	often
3	sometimes

4	seldom
5	never

 PC34B - C34B MAKE DECISIONS TOGETHER-PQ

Type	Code
Measurement Unit	numeric
PC34B	34B. How often would it be true for you to make each of the following statements about {NAME}? {NAME} and you make decisions about (his/ her) life together.
1	always
2	often
3	sometimes
4	seldom
5	never

 PC34C - C34C DOES NOT UNDERSTAND ADOL.-PQ

Type	Code
Measurement Unit	numeric
PC34C	34C. How often would it be true for you to make each of the following statements about {NAME}? You just do not understand (him/ her).
1	always
2	often
3	sometimes
4	seldom
5	never

 PC34D - C34D FEEL YOU CAN TRUST ADOL.-PQ

Type	Code
Measurement Unit	numeric
PC34D	34D. How often would it be true for you to make each of the following statements about {NAME}? You feel you can really trust (him/ her).
1	always
2	often
3	sometimes
4	seldom

5	never
---	-------

PC34E - C34E INTERFERES W/ACTIVITIES-PQ

Type	Code
Measurement Unit	numeric
PC34E	34E. How often would it be true for you to make each of the following statements about {NAME}? (He/ she) interferes with your activities.
1	always
2	often
3	sometimes
4	seldom
5	never

PC35 - C35 DID NOT LIVE WITH-PQ

Type	Code
Measurement Unit	numeric
PC35	35. Was there ever a period of at least 6 months when {NAME} did not live with you?
0	no
1	yes

PC36_0 - C36_0 YEAR OF LIFE AWAY, 0-PQ

Type	Code
Measurement Unit	numeric
PC36_0	36_0. During which years of (his/ her) life has {NAME} been away from you for at least 6 months? Birth to first birthday
0	not marked
1	marked

PC36_1 - C36_1 YEAR OF LIFE AWAY, 1-PQ

Type	Code
Measurement Unit	numeric
PC36_1	36_1. During which years of (his/ her) life has {NAME} been away from you for at least 6 months? Age 1
0	not marked
1	marked

 PC36_2 - C36_2 YEAR OF LIFE AWAY, 2-PQ

Type	Code
Measurement Unit	numeric
PC36_2	36_2. During which years of (his/ her) life has {NAME} been away from you for at least 6 months? Age 2
0	not marked
1	marked

 PC36_3 - C36_3 YEAR OF LIFE AWAY, 3-PQ

Type	Code
Measurement Unit	numeric
PC36_3	36_3. During which years of (his/ her) life has {NAME} been away from you for at least 6 months? Age 3
0	not marked
1	marked

 PC36_4 - C36_4 YEAR OF LIFE AWAY, 4-PQ

Type	Code
Measurement Unit	numeric
PC36_4	36_4. During which years of (his/ her) life has {NAME} been away from you for at least 6 months? Age 4
0	not marked
1	marked

 PC36_5 - C36_5 YEAR OF LIFE AWAY, 5-PQ

Type	Code
Measurement Unit	numeric
PC36_5	36_5. During which years of (his/ her) life has {NAME} been away from you for at least 6 months? Age 5
0	not marked
1	marked

 PC36_6 - C36_6 YEAR OF LIFE AWAY, 6-PQ

Type	Code
Measurement Unit	numeric

PC36_6	36_6. During which years of (his/ her) life has {NAME} been away from you for at least 6 months? Age 6
0	not marked
1	marked

PC36_7 - C36_7 YEAR OF LIFE AWAY, 7-PQ

Type	Code
Measurement Unit	numeric
PC36_7	36_7. During which years of (his/ her) life has {NAME} been away from you for at least 6 months? Age 7
0	not marked
1	marked

PC36_8 - C36_8 YEAR OF LIFE AWAY, 8-PQ

Type	Code
Measurement Unit	numeric
PC36_8	36_8. During which years of (his/ her) life has {NAME} been away from you for at least 6 months? Age 8
0	not marked
1	marked

PC36_9 - C36_9 YEAR OF LIFE AWAY, 9-PQ

Type	Code
Measurement Unit	numeric
PC36_9	36_9. During which years of (his/ her) life has {NAME} been away from you for at least 6 months? Age 9
0	not marked
1	marked

PC36_10 - C36_10 YEAR OF LIFE AWAY, 10-PQ

Type	Code
Measurement Unit	numeric
PC36_10	36_10. During which years of (his/ her) life has {NAME} been away from you for at least 6 months? Age 10
0	not marked
1	marked

 PC36_11 - C36_11 YEAR OF LIFE AWAY, 11-PQ

Type	Code
Measurement Unit	numeric
PC36_11	36_11. During which years of (his/ her) life has {NAME} been away from you for at least 6 months? Age 11
0	not marked
1	marked

 PC36_12 - C36_12 YEAR OF LIFE AWAY, 12-PQ

Type	Code
Measurement Unit	numeric
PC36_12	36_12. During which years of (his/ her) life has {NAME} been away from you for at least 6 months? Age 12
0	not marked
1	marked

 PC36_13 - C36_13 YEAR OF LIFE AWAY, 13-PQ

Type	Code
Measurement Unit	numeric
PC36_13	36_13. During which years of (his/ her) life has {NAME} been away from you for at least 6 months? Age 13
0	not marked
1	marked

 PC36_14 - C36_14 YEAR OF LIFE AWAY, 14-PQ

Type	Code
Measurement Unit	numeric
PC36_14	36_14. During which years of (his/ her) life has {NAME} been away from you for at least 6 months? Age 14
0	not marked
1	marked

 PC36_15 - C36_15 YEAR OF LIFE AWAY, 15-PQ

Type	Code
Measurement Unit	numeric

PC36_15	36_15. During which years of (his/ her) life has {NAME} been away from you for at least 6 months? Age 15
0	not marked
1	marked

PC36_16 - C36_16 YEAR OF LIFE AWAY, 16-PQ

Type	Code
Measurement Unit	numeric
PC36_16	36_16. During which years of (his/ her) life has {NAME} been away from you for at least 6 months? Age 16
0	not marked
1	marked

PC36_17 - C36_17 YEAR OF LIFE AWAY, 17-PQ

Type	Code
Measurement Unit	numeric
PC36_17	36_17. During which years of (his/ her) life has {NAME} been away from you for at least 6 months? Age 17
0	not marked
1	marked

PC36_18 - C36_18 YEAR OF LIFE AWAY, 18-PQ

Type	Code
Measurement Unit	numeric
PC36_18	36_18. During which years of (his/ her) life has {NAME} been away from you for at least 6 months? Age 18
0	not marked
1	marked

PC36_19 - C36_19 YEAR OF LIFE AWAY, UNKNOWN-PQ

Type	Code
Measurement Unit	numeric
PC36_19	36_19. During which years of (his/ her) life has {NAME} been away from you for at least 6 months? Age 19
0	not marked
1	marked

 PC37 - C37 MENTALLY RETARDED-PQ

Type	Code
Measurement Unit	numeric
PC37	37. Is (he/ she) mentally retarded?
0	no
1	yes

 PC38 - C38 LEARNING DISABILITY-PQ

Type	Code
Measurement Unit	numeric
PC38	38. Does (he/ she) have a specific learning disability, such as difficulties with attention, dyslexia, or some other reading, spelling, writing, or math disability?
0	no
1	yes

 PC39 - C39 SPECIAL EDUCATION-PQ

Type	Code
Measurement Unit	numeric
PC39	39. During the past 12 months did (he/ she) receive any type of special education service?
0	no
1	yes

 PC40 - C40 USE TOBACCO REGULARLY-PQ

Type	Code
Measurement Unit	numeric
PC40	40. Does (he/ she) use tobacco regularly, that is, once a week or more?
0	no
1	yes

 PC41 - C41 DRINK ALCOHOL-PQ

Type	Code
Measurement Unit	numeric
PC41	41. Does (he/ she) drink alcohol at least once a month?

0	no
1	yes

PC42A - C42A DISCUSS SEX, DO NOT KNOW ENOUGH-PQ

Type	Code
Measurement Unit	numeric
PC42A	42A. How much do you agree or disagree with each of the following statements? You really don't know enough about sex and birth control to talk about them with {NAME}.
1	strongly agree
2	agree
3	neither agree nor disagree
4	disagree
5	strongly disagree

PC42B - C42B DISCUSS SEX, EMBARRASS-PQ

Type	Code
Measurement Unit	numeric
PC42B	42B. How much do you agree or disagree with each of the following statements? It would embarrass {NAME} to talk to you about sex and birth control.
1	strongly agree
2	agree
3	neither agree nor disagree
4	disagree
5	strongly disagree

PC42C - C42C DISCUSS SEX, DIFFICULT-PQ

Type	Code
Measurement Unit	numeric
PC42C	42C. How much do you agree or disagree with each of the following statements? It would be difficult for you to explain things if you talked with {NAME} about sex and birth control.
1	strongly agree
2	agree

3	neither agree nor disagree
4	disagree
5	strongly disagree

 PC42D - C42D DISCUSS SEX, GET INFO ELSEWHERE-PQ

Type	Code
Measurement Unit	numeric
PC42D	42D. How much do you agree or disagree with each of the following statements? {NAME} will get the information somewhere else, so you don't really need to talk to (him/ her) about sex and birth control.
1	strongly agree
2	agree
3	neither agree nor disagree
4	disagree
5	strongly disagree

 PC42E - C42E DISCUSS SEX, ENCOURAGE SEX-PQ

Type	Code
Measurement Unit	numeric
PC42E	42E. How much do you agree or disagree with each of the following statements? Talking about birth control with {NAME} would only encourage (him/ her) to have sex.
1	strongly agree
2	agree
3	neither agree nor disagree
4	disagree
5	strongly disagree

 PC43AA - C43AA TALK ABOUT, PREGNANCY-PQ

Type	Code
Measurement Unit	numeric
PC43AA	43AA. How much have you and {NAME} talked about (his/ her) having sexual intercourse and the negative or bad things that would happen if [he got someone/ she got] pregnant?
1	not at all

2	somewhat
3	a moderate amount
4	a great deal

 PC43AB - C43AB TALK ABOUT, DANGERS OF STD-PQ

Type	Code
Measurement Unit	numeric
PC43AB	43AB. How much have you and {NAME} talked about (his/ her) having sexual intercourse and the dangers of getting a sexually transmitted disease?
1	not at all
2	somewhat
3	a moderate amount
4	a great deal

 PC43AC - C43AC TALK ABOUT, IMPACT ON SOCIAL-PQ

Type	Code
Measurement Unit	numeric
PC43AC	43AC. How much have you and {NAME} talked about (his/ her) having sexual intercourse and the negative or bad impact on (his/ her) social life because (he/ she) would lose the respect of others?
1	not at all
2	somewhat
3	a moderate amount
4	a great deal

 PC43AD - C43AD TALK ABOUT, MORAL ISSUES-PQ

Type	Code
Measurement Unit	numeric
PC43AD	43AD. How much have you and {NAME} talked about (his/ her) having sexual intercourse and the moral issues of not having sexual intercourse?
1	not at all
2	somewhat
3	a moderate amount
4	a great deal

 PC43BA - C43BA HOW MUCH TALKED, BIRTH CONTROL-PQ

Type	Code
Measurement Unit	numeric
PC43BA	43BA. How much have you talked to {NAME}: about birth control?
1	not at all
2	somewhat
3	a moderate amount
4	a great deal

 PC43BB - C43BB HOW MUCH TALKED, SEX-PQ

Type	Code
Measurement Unit	numeric
PC43BB	43BB. How much have you talked to {NAME}: about sex?
1	not at all
2	somewhat
3	a moderate amount
4	a great deal

 PC44A - C44A AGREE, SATISFIED W/RELATIONSHIP-PQ

Type	Code
Measurement Unit	numeric
PC44A	44A. How much do you agree or disagree with each of the following statements? Overall, you are satisfied with your relationship with {NAME}
1	strongly agree
2	agree
3	neither agree nor disagree
4	disagree
5	strongly disagree

 PC44B - C44B AGREE, DISAPPROVE OF SEX NOW-PQ

Type	Code
Measurement Unit	numeric
PC44B	44B. How much do you agree or disagree with each of the following statements? You disapprove of {NAME}'s having sexual intercourse at this time in (his/ her) life.

1	strongly agree
2	agree
3	neither agree nor disagree
4	disagree
5	strongly disagree

 PC44C - C44C AGREE, SEX OK W/SPECIAL FRIEND-PQ

Type	Code
Measurement Unit	numeric
PC44C	44C. How much do you agree or disagree with each of the following statements? If it was with someone who was special to (him/ her) and whom (he/ she) knew well such as a steady (girlfriend/ boyfriend), you would not mind if {NAME} had sexual intercourse
1	strongly agree
2	agree
3	neither agree nor disagree
4	disagree
5	strongly disagree

 PC44D - C44D AGREE, RECOMMEND BIRTH CONTROL-PQ

Type	Code
Measurement Unit	numeric
PC44D	44D. How much do you agree or disagree with each of the following statements? You have recommended a specific method of birth control to {NAME}.
1	strongly agree
2	agree
3	neither agree nor disagree
4	disagree
5	strongly disagree

 PC45 - C45 THINK HAS BEEN ON DATE-PQ

Type	Code
Measurement Unit	numeric
PC45	45. Do you think that (he/ she) has ever gone out on a date?

0	no
1	yes

 PC46 - C46 THINK HAS KISSED/NECKED-PQ

Type	Code
Measurement Unit	numeric
PC46	46. Do you think that (he/ she) has ever kissed and necked?
0	no
1	yes

 PC47 - C47 THINK HAS HAD INTERCOURSE-PQ

Type	Code
Measurement Unit	numeric
PC47	47. Do you think that (he/ she) has ever had sexual intercourse?
0	no
1	yes

 PC48 - C48 THINK AGE FIRST INTERCOURSE-PQ

Type	Code
Measurement Unit	numeric
PC48	48. How old do you think (he/ she) was when (he/ she) first had sexual intercourse?
8	8
9	9
10	10
11	11
12	12
13	13
14	14
15	15
16	16
17	17
18	18

 PC49A_1 - C49A_1 HEALTH PROB/OBESITY/ADOL.-PQ

Type	Code
Measurement Unit	numeric
PC49A_1	49A_1. For each of the following health problems, please tell me whether {NAME} has it now. Also please tell me whether (his/ her) biological mother or (his/ her) biological father has it now. Obesity {NAME} has?
0	no
1	yes

 PC49A_2 - C49A_2 HEALTH PROB/OBESITY/BIO MOM-PQ

Type	Code
Measurement Unit	numeric
PC49A_2	49A_2. For each of the following health problems, please tell me whether {NAME} has it now. Also please tell me whether (his/ her) biological mother or (his/ her) biological father has it now. Obesity (His/ her) biological mother has?
0	no
1	yes

 PC49A_3 - C49A_3 HEALTH PROB/OBESITY/BIO DAD-PQ

Type	Code
Measurement Unit	numeric
PC49A_3	49A_3. For each of the following health problems, please tell me whether {NAME} has it now. Also please tell me whether (his/ her) biological mother or (his/ her) biological father has it now. Obesity (His/ her) biological father has?
0	no
1	yes

 PC49B_1 - C49B_1 HEALTH PROB/MIGRAINE/ADOL.-PQ

Type	Code
Measurement Unit	numeric
PC49B_1	49B_1. For each of the following health problems, please tell me whether {NAME} has it now. Also please tell me whether (his/ her) biological mother or (his/ her) biological father has it now. Migraine headaches {NAME} has?
0	no
1	yes

 PC49B_2 - C49B_2 HEALTH PROB/MIGRAINE/BIO MOM-PQ

Type	Code
Measurement Unit	numeric
PC49B_2	49B_2. For each of the following health problems, please tell me whether {NAME} has it now. Also please tell me whether (his/ her) biological mother or (his/ her) biological father has it now. Migraine headaches (His/ her) biological mother has?
0	no
1	yes

 PC49B_3 - C49B_3 HEALTH PROB/MIGRAINE/BIO DAD-PQ

Type	Code
Measurement Unit	numeric
PC49B_3	49B_3. For each of the following health problems, please tell me whether {NAME} has it now. Also please tell me whether (his/ her) biological mother or (his/ her) biological father has it now. Migraine headaches (His/ her) biological father has?
0	no
1	yes

 PC49C_1 - C49C_1 HEALTH PROB/ALLERGIES/ADOL.-PQ

Type	Code
Measurement Unit	numeric
PC49C_1	49C_1. For each of the following health problems, please tell me whether {NAME} has it now. Also please tell me whether (his/ her) biological mother or (his/ her) biological father has it now. Allergies or hay fever {NAME} has?
0	no
1	yes

 PC49C_2 - C49C_2 HEALTH PROB/ALLERGIES/BIO MOM-PQ

Type	Code
Measurement Unit	numeric
PC49C_2	49C_2. For each of the following health problems, please tell me whether {NAME} has it now. Also please tell me whether (his/ her) biological mother or (his/ her) biological father has it now. Allergies or hay fever (His/ her) biological mother has?
0	no

1	yes
---	-----

 PC49C_3 - C49C_3 HEALTH PROB/ALLERGIES/BIO DAD-PQ

Type	Code
Measurement Unit	numeric
PC49C_3	49C_3. For each of the following health problems, please tell me whether {NAME} has it now. Also please tell me whether (his/ her) biological mother or (his/ her) biological father has it now. Allergies or hay fever (His/ her) biological father has?
0	no
1	yes

 PC49D_1 - C49D_1 HEALTH PROB/ASTHMA/ADOL.-PQ

Type	Code
Measurement Unit	numeric
PC49D_1	49D_1. For each of the following health problems, please tell me whether {NAME} has it now. Also please tell me whether (his/ her) biological mother or (his/ her) biological father has it now. Asthma or emphysema {NAME} has?
0	no
1	yes

 PC49D_2 - C49D_2 HEALTH PROB/ASTHMA/BIO MOM-PQ

Type	Code
Measurement Unit	numeric
PC49D_2	49D_2. For each of the following health problems, please tell me whether {NAME} has it now. Also please tell me whether (his/ her) biological mother or (his/ her) biological father has it now. Asthma or emphysema (His/ her) biological mother has?
0	no
1	yes

 PC49D_3 - C49D_3 HEALTH PROB/ASTHMA/BIO DAD-PQ

Type	Code
Measurement Unit	numeric
PC49D_3	49D_3. For each of the following health problems, please tell me whether {NAME} has it now. Also please tell me whether (his/ her) biological mother or (his/ her) biological father has it now. Asthma or emphysema (His/ her) biological father has?

0	no
1	yes

 PC49E_1 - C49E_1 HEALTH PROB/ALCOHOLISM/ADOL.-PQ

Type	Code
Measurement Unit	numeric
PC49E_1	49E_1. For each of the following health problems, please tell me whether {NAME} has it now. Also please tell me whether (his/ her) biological mother or (his/ her) biological father has it now. Alcoholism {NAME} has?
0	no
1	yes

 PC49E_2 - C49E_2 HEALTH PROB/ALCOHOLISM/BIO MOM-PQ

Type	Code
Measurement Unit	numeric
PC49E_2	49E_2. For each of the following health problems, please tell me whether {NAME} has it now. Also please tell me whether (his/ her) biological mother or (his/ her) biological father has it now. Alcoholism (His/ her) biological mother has?
0	no
1	yes

 PC49E_3 - C49E_3 HEALTH PROB/ALCOHOLISM/BIO DAD-PQ

Type	Code
Measurement Unit	numeric
PC49E_3	49E_3. For each of the following health problems, please tell me whether {NAME} has it now. Also please tell me whether (his/ her) biological mother or (his/ her) biological father has it now. Alcoholism (His/ her) biological father has?
0	no
1	yes

 PC49F_1 - C49F_1 HEALTH PROB/DIABETES/ADOL.-PQ

Type	Code
Measurement Unit	numeric

PC49F_1	49F_1. For each of the following health problems, please tell me whether {NAME} has it now. Also please tell me whether (his/ her) biological mother or (his/ her) biological father has it now. Diabetes {NAME} has?
0	no
1	yes

PC49F_2 - C49F_2 HEALTH PROB/DIABETES/BIO MOM-PQ

Type	Code
Measurement Unit	numeric
PC49F_2	49F_2. For each of the following health problems, please tell me whether {NAME} has it now. Also please tell me whether (his/ her) biological mother or (his/ her) biological father has it now. Diabetes (His/ her) biological mother has?
0	no
1	yes

PC49F_3 - C49F_3 HEALTH PROB/DIABETES/BIO DAD-PQ

Type	Code
Measurement Unit	numeric
PC49F_3	49F_3. For each of the following health problems, please tell me whether {NAME} has it now. Also please tell me whether (his/ her) biological mother or (his/ her) biological father has it now. Diabetes (His/ her) biological father has?
0	no
1	yes

PC50 - C50 DIFFICULTY USING HANDS/ARMS-PQ

Type	Code
Measurement Unit	numeric
PC50	50. Does {NAME} have difficulty using (his/ her) hands or arms?
0	no
1	yes

PC51 - C51 DIFFICULTY USING FEET/LEGS-PQ

Type	Code
Measurement Unit	numeric
PC51	51. Does (he/ she) have difficulty using (his/ her) feet or legs?

0	no
1	yes

PC53 - C53 CONSIDER A DISABILITY-PQ

Type	Code
Measurement Unit	numeric
PC53	53. Do you consider {NAME} to have a disability?
0	no
1	yes

PC54 - C54 OTHERS CONSIDER DISABILITY-PQ

Type	Code
Measurement Unit	numeric
PC54	54. Would other people consider [him/ her] to have a disability?
0	no
1	yes

PC55 - C55 CAUSED BY PHYSICAL CONDITION-PQ

Type	Code
Measurement Unit	numeric
PC55	55. Are (his/ her) difficulties caused by a physical condition?
0	no
1	yes

PC58 - C58 ACCIDENT OR DISEASE-PQ

Type	Code
Measurement Unit	numeric
PC58	58. Did the condition result from an accident, or from a disease, or was it present at birth?
1	accident
2	disease
3	present at birth

PC59 - C59 AGE WHEN OCCURRED-PQ

Type	Numeric (Double)
------	------------------

PC59	59. How old was {NAME} when this condition first occurred?
------	--

PC60_1 - C60_1 AFFECTED, RIGHT HAND-PQ

Type	Code
Measurement Unit	numeric
PC60_1	60_1. What parts of the body are affected by this condition? entire right hand
0	not marked
1	marked

PC60_2 - C60_2 AFFECTED, RIGHT FINGERS-PQ

Type	Code
Measurement Unit	numeric
PC60_2	60_2. What parts of the body are affected by this condition? fingers of right hand
0	not marked
1	marked

PC60_3 - C60_3 AFFECTED, LEFT HAND-PQ

Type	Code
Measurement Unit	numeric
PC60_3	60_3. What parts of the body are affected by this condition? entire left hand
0	not marked
1	marked

PC60_4 - C60_4 AFFECTED, LEFT FINGERS-PQ

Type	Code
Measurement Unit	numeric
PC60_4	60_4. What parts of the body are affected by this condition? fingers of left hand
0	not marked
1	marked

PC60_5 - C60_5 AFFECTED, UPPER RIGHT ARM-PQ

Type	Code
Measurement Unit	numeric
PC60_5	60_5. What parts of the body are affected by this condition? upper right arm

0	not marked
1	marked

 PC60_6 - C60_6 AFFECTED, LOWER RIGHT ARM-PQ

Type	Code
Measurement Unit	numeric
PC60_6	60_6. What parts of the body are affected by this condition? lower right arm
0	not marked
1	marked

 PC60_7 - C60_7 AFFECTED, UPPER LEFT ARM-PQ

Type	Code
Measurement Unit	numeric
PC60_7	60_7. What parts of the body are affected by this condition? upper left arm
0	not marked
1	marked

 PC60_8 - C60_8 AFFECTED, LOWER LEFT ARM-PQ

Type	Code
Measurement Unit	numeric
PC60_8	60_8. What parts of the body are affected by this condition? lower left arm
0	not marked
1	marked

 PC60_9 - C60_9 AFFECTED, RIGHT FOOT-PQ

Type	Code
Measurement Unit	numeric
PC60_9	60_9. What parts of the body are affected by this condition? entire right foot
0	not marked
1	marked

 PC60_10 - C60_10 AFFECTED, RIGHT TOES-PQ

Type	Code
Measurement Unit	numeric
PC60_10	60_10. What parts of the body are affected by this condition? toes of right foot

0	not marked
1	marked

 PC60_11 - C60_11 AFFECTED, LEFT FOOT-PQ

Type	Code
Measurement Unit	numeric
PC60_11	60_11. What parts of the body are affected by this condition? entire left foot
0	not marked
1	marked

 PC60_12 - C60_12 AFFECTED, LEFT TOES-PQ

Type	Code
Measurement Unit	numeric
PC60_12	60_12. What parts of the body are affected by this condition? toes of left foot
0	not marked
1	marked

 PC60_13 - C60_13 AFFECTED, UPPER RIGHT LEG-PQ

Type	Code
Measurement Unit	numeric
PC60_13	60_13. What parts of the body are affected by this condition? upper right leg
0	not marked
1	marked

 PC60_14 - C60_14 AFFECTED, LOWER RIGHT LEG-PQ

Type	Code
Measurement Unit	numeric
PC60_14	60_14. What parts of the body are affected by this condition? lower right leg
0	not marked
1	marked

 PC60_15 - C60_15 AFFECTED, UPPER LEFT LEG-PQ

Type	Code
Measurement Unit	numeric
PC60_15	60_15. What parts of the body are affected by this condition? upper left leg

0	not marked
1	marked

 PC60_16 - C60_16 AFFECTED, LOWER LEFT LEG-PQ

Type	Code
Measurement Unit	numeric
PC60_16	60_16. What parts of the body are affected by this condition? lower left leg
0	not marked
1	marked

 PC60_17 - C60_17 AFFECTED, BACK-PQ

Type	Code
Measurement Unit	numeric
PC60_17	60_17. What parts of the body are affected by this condition? Back
0	not marked
1	marked

 PC60_18 - C60_18 AFFECTED, OTHER-PQ

Type	Code
Measurement Unit	numeric
PC60_18	60_18. What parts of the body are affected by this condition? Other
0	not marked
1	marked

 PC61A - C61A NEED HELP WITH EATING-PQ

Type	Code
Measurement Unit	numeric
PC61A	61A. Because of this condition, does {NAME} get help from another person: in eating?
0	no
1	yes

 PC61B - C61B NEED HELP WITH BATHING-PQ

Type	Code
Measurement Unit	numeric

PC61B	61B. Because of this condition, does {NAME} get help from another person: in bathing?
0	no
1	yes

PC61C - C61C NEED HELP WITH DRESSING-PQ

Type	Code
Measurement Unit	numeric
PC61C	61C. Because of this condition, does {NAME} get help from another person: in dressing?
0	no
1	yes

PC61D - C61D NEED HELP WITH TOILET-PQ

Type	Code
Measurement Unit	numeric
PC61D	61D. Because of this condition, does {NAME} get help from another person: in getting on or off the toilet?
0	no
1	yes

PC62_1 - C62_1 EQUIPMENT, CANE-PQ

Type	Code
Measurement Unit	numeric
PC62_1	62_1. What special equipment must {NAME} use as a result of this condition? Cane
0	not marked
1	marked

PC62_2 - C62_2 EQUIPMENT, CRUTCHES-PQ

Type	Code
Measurement Unit	numeric
PC62_2	62_2. What special equipment must {NAME} use as a result of this condition? crutches/ walker
0	not marked
1	marked

 PC62_4 - C62_4 EQUIPMENT, MEDICAL SHOES-PQ

Type	Code
Measurement Unit	numeric
PC62_4	62_4. What special equipment must {NAME} use as a result of this condition? medically prescribed shoes
0	not marked
1	marked

 PC62_5 - C62_5 EQUIPMENT, MANUAL WHEELCHAIR-PQ

Type	Code
Measurement Unit	numeric
PC62_5	62_5. What special equipment must {NAME} use as a result of this condition? manual wheelchair/ powered wheelchair/ scooter
0	not marked
1	marked

 PC62_8 - C62_8 EQUIPMENT, BRACE-PQ

Type	Code
Measurement Unit	numeric
PC62_8	62_8. What special equipment must {NAME} use as a result of this condition? brace (arm, hand, foot, or leg)
0	not marked
1	marked

 PC62_10 - C62_10 EQUIPMENT, OTHER-PQ

Type	Code
Measurement Unit	numeric
PC62_10	62_10. What special equipment must {NAME} use as a result of this condition? Other
0	not marked
1	marked

 PC62_11 - C62_11 EQUIPMENT, NONE-PQ

Type	Code
Measurement Unit	numeric

PC62_11	62_11. What special equipment must {NAME} use as a result of this condition? None
0	not marked
1	marked

 PC63 - C63 ALWAYS LIVED IN PRESENT HOME-PQ

Type	Code
Measurement Unit	numeric
PC63	63. Has {NAME} always lived, since (he/ she) was born, in the house or apartment building where (he/ she) lives now?
0	no
1	yes

 PC64 - C64 BORN IN U.S.-PQ

Type	Code
Measurement Unit	numeric
PC64	64. Was {NAME} born in the United States?
0	no
1	yes

 PC65_M - C65_M MOVED TO U.S., MONTH-PQ

Type	Code
Measurement Unit	numeric
PC65_M	65M. In what month and year did (he/ she) first move to the United States to live? month
1	January
2	February
3	March
4	April
5	May
6	June
7	July
8	August
9	September

10	October
11	November
12	December

 PC65_Y - C65_Y MOVED TO U.S., YEAR-PQ

Type	Code
Measurement Unit	numeric
PC65_Y	65Y. In what month and year did (he/ she) first move to the United States to live? year
1	1977
2	1978
3	1979
4	1980
5	1981
6	1982
7	1983
8	1984
9	1985
10	1986
11	1987
12	1988
13	1989
14	1990
15	1991
16	1992
17	1993
18	1994-95

 PC66_M - C66_M MOVED TO CURRENT HOME, MONTH-PQ

Type	Code
Measurement Unit	numeric
PC66_M	66M. In what month and year did (he/ she) move to the house or apartment building (he/ she) lives in now? month

1	January
2	February
3	March
4	April
5	May
6	June
7	July
8	August
9	September
10	October
11	November
12	December

 PC66_Y - C66_Y MOVED TO CURRENT HOME, YEAR-PQ

Type	Code
Measurement Unit	numeric
PC66_Y	66Y. In what month and year did (he/ she) move to the house or apartment building (he/ she) lives in now? year
1	1977
2	1978
3	1979
4	1980
5	1981
6	1982
7	1983
8	1984
9	1985
10	1986
11	1987
12	1988
13	1989
14	1990

15	1991
16	1992
17	1993
18	1994
19	1995


 PC68_M - C68_M MOVED TO PREVIOUS HOME, MONTH-PQ

Type	Code
Measurement Unit	numeric
PC68_M	68M. In what month and year did name move to that house or apartment building? month
1	January
2	February
3	March
4	April
5	May
6	June
7	July
8	August
9	September
10	October
11	November
12	December
20	(He/she) lived there at birth

 PC68_Y - C68_Y MOVED TO PREVIOUS HOME, YEAR-PQ

Type	Code
Measurement Unit	numeric
PC68_Y	68Y. In what month and year did name move to that house or apartment building? year
1	1977
2	1978
3	1979

4	1980
5	1981
6	1982
7	1983
8	1984
9	1985
10	1986
11	1987
12	1988
13	1989
14	1990
15	1991
16	1992
17	1993
18	1994
19	1995
20	(He/she) lived there at birth

 PC69 - C69 TWIN-PQ

Type	Code
Measurement Unit	numeric
PC69	69. Is {NAME} a twin?
0	no
1	yes

 PD2 - D2 IDENTICAL OR FRATERNAL-PQ

Type	Code
Measurement Unit	numeric
PD2	2. In your opinion are {NAME} and {NAME} identical twins or fraternal tw ins?
1	definitely identical
2	probably identical
3	definitely fraternal

4	probably fraternal
---	--------------------

PD3 - D3 ALIKE THROUGH AGE EIGHT-PQ

Type	Code
Measurement Unit	numeric
PD3	3. Until they were 8 years old, how alike were the twins?
1	as alike as two peas in a pod
2	of a normal family likeness

PD4A - D4A CONFUSED, RESPONDENT-PQ

Type	Code
Measurement Unit	numeric
PD4A	4A. When the twins were young children: How often were you confused about which was which?
1	frequently
2	occasionally
3	never

PD4B - D4B CONFUSED, FATHER-PQ

Type	Code
Measurement Unit	numeric
PD4B	4B. When the twins were young children: How often was their father confused?
1	frequently
2	occasionally
3	never

PD4C - D4C CONFUSED, SIBLINGS-PQ

Type	Code
Measurement Unit	numeric
PD4C	4C. When the twins were young children: How often were their siblings confused?
1	frequently
2	occasionally
3	never

 PD4D - D4D CONFUSED, GRANDPARENTS-PQ

Type	Code
Measurement Unit	numeric
PD4D	4D. When the twins were young children: How often were their grandparents confused?
1	frequently
2	occasionally
3	never

 PD4E - D4E CONFUSED, TEACHERS-PQ

Type	Code
Measurement Unit	numeric
PD4E	4E. When the twins were young children: How often were their teachers confused?
1	frequently
2	occasionally
3	never

 PD4F - D4F CONFUSED, STRANGERS-PQ

Type	Code
Measurement Unit	numeric
PD4F	4F. When the twins were young children: How often were strangers confused?
1	frequently
2	occasionally
3	never

 PD5 - D5 SAME RESPONDENT AS CORE SECTION-PQ

Type	Code
Measurement Unit	numeric
PD5	5. Is the person who answered for this child the same person who completed the core section of the questionnaire?
0	no
1	yes

 PD5A - D5A ANOTHER SAMPLED ADOLESCENT-PQ

Type	Code
Measurement Unit	numeric
PD5A	5A. Is there another sampled adolescent?
0	no
1	yes

Logical Products

Data Layouts

 Parents (1995)

Parents (1995)

 PA1 - A1 SEX OF RESPONDENT-PQ

Type	Code
Measurement Unit	numeric
PA1	1. Record the respondent's sex.
1	male
2	female

 PA2 - A2 AGE OF RESPONDENT-PQ

Type	Numeric (Double)
PA2	2. How old are you?

 PA3 - A3 BORN IN U.S.-PQ

Type	Code
Measurement Unit	numeric
PA3	3. Were you born in the United States?
0	no
1	yes

 PA4 - A4 HISPANIC ORIGIN?-PQ

Type	Code
Measurement Unit	numeric
PA4	4. Are you of Hispanic or Latino origin?
0	no

1	yes
---	-----

 PA5_1 - A5_1 HISPANIC, MEX./MEX. AM.-PQ

Type	Code
Measurement Unit	numeric
PA5_1	5_1. What is your Hispanic background? Mexican/ Mexican American
0	not marked
1	marked

 PA5_2 - A5_2 HISPANIC, CHICANO-PQ

Type	Code
Measurement Unit	numeric
PA5_2	5_2. What is your Hispanic background? Chicano
0	not marked
1	marked

 PA5_3 - A5_3 HISPANIC, CUBAN/CUBAN AM.-PQ

Type	Code
Measurement Unit	numeric
PA5_3	5_3. What is your Hispanic background? Cuban/ Cuban American
0	not marked
1	marked

 PA5_4 - A5_4 HISPANIC, PUERTO RICAN-PQ

Type	Code
Measurement Unit	numeric
PA5_4	5_4. What is your Hispanic background? Puerto Rican
0	not marked
1	marked

 PA5_5 - A5_5 HISPANIC, CENTRAL/SOUTH AM.-PQ

Type	Code
Measurement Unit	numeric
PA5_5	5_5. What is your Hispanic background? Central/ South American
0	not marked
1	marked

 PA5_6 - A5_6 HISPANIC, OTHER-PQ

Type	Code
Measurement Unit	numeric
PA5_6	5_6. What is your Hispanic background? other Hispanic
0	not marked
1	marked

 PA5_7 - A5_7 HISPANIC, UNKNOWN-PQ

Type	Code
Measurement Unit	numeric
PA5_7	5_7. What is your Hispanic background? I don't know
0	not marked
1	marked

 PA6_1 - A6_1 RACE, WHITE-PQ

Type	Code
Measurement Unit	numeric
PA6_1	6_1. What is your race? White
0	not marked
1	marked

 PA6_2 - A6_2 RACE, BLACK/AFRICAN AM.-PQ

Type	Code
Measurement Unit	numeric
PA6_2	6_2. What is your race? black/African American
0	not marked
1	marked

 PA6_3 - A6_3 RACE, AMER. INDIAN/NATIVE AM.-PQ

Type	Code
Measurement Unit	numeric
PA6_3	6_3. What is your race? American Indian/Native American
0	not marked
1	marked

 PA6_4 - A6_4 RACE, ASIAN OR PAC. ISLANDER-PQ

Type	Code
Measurement Unit	numeric
PA6_4	6_4. What is your race? Asian or Pacific Islander
0	not marked
1	marked

 PA6_5 - A6_5 RACE, OTHER-PQ

Type	Code
Measurement Unit	numeric
PA6_5	6_5. What is your race? other
0	not marked
1	marked

 PA7_1 - A7_1 ASIAN, CHINESE-PQ

Type	Code
Measurement Unit	numeric
PA7_1	7_1. What is your Asian background? Chinese
0	not marked
1	marked

 PA7_2 - A7_2 ASIAN, FILIPINO-PQ

Type	Code
Measurement Unit	numeric
PA7_2	7_2. What is your Asian background? Filipino
0	not marked
1	marked

 PA7_3 - A7_3 ASIAN, JAPANESE-PQ

Type	Code
Measurement Unit	numeric
PA7_3	7_3. What is your Asian background? Japanese
0	not marked
1	marked

 PA7_4 - A7_4 ASIAN, ASIAN INDIAN-PQ

Type	Code
Measurement Unit	numeric
PA7_4	7_4. What is your Asian background? Asian Indian
0	not marked
1	marked

 PA7_5 - A7_5 ASIAN, KOREAN-PQ

Type	Code
Measurement Unit	numeric
PA7_5	7_5. What is your Asian background? Korean
0	not marked
1	marked

 PA7_6 - A7_6 ASIAN, VIETNAMESE-PQ

Type	Code
Measurement Unit	numeric
PA7_6	7_6. What is your Asian background? Vietnamese
0	not marked
1	marked

 PA7_7 - A7_7 ASIAN, OTHER-PQ

Type	Code
Measurement Unit	numeric
PA7_7	7_7. What is your Asian background? other Asian
0	not marked
1	marked

 PA7_8 - A7_8 ASIAN, UNKNOWN-PQ

Type	Code
Measurement Unit	numeric
PA7_8	7_8. What is your Asian background? don't know
0	not marked
1	marked

 PA8B - A8B RACE, CHOOSE ONE ANSWER-PQ

Type	Code
Measurement Unit	numeric
PA8B	8B. Which ONE category best describes your racial background?
1	white
2	back/African American
3	American Indian/Native American
4	Asian or Pacific Islander
5	other

 PA9 - A9 RACE, OBSERVATION OF INTERVIEWER-PQ

Type	Code
Measurement Unit	numeric
PA9	9. Mark the race of the respondent from your observation alone.
1	white
2	back/African American
3	American Indian/Native American
4	Asian or Pacific Islander

 PA10 - A10 MARITAL STATUS-PQ

Type	Code
Measurement Unit	numeric
PA10	10. What is your current marital status?
1	single, never married
2	married
3	widowed
4	divorced
5	seperated

 PA11 - A11 CURRENTLY DATING-PQ

Type	Code
Measurement Unit	numeric
PA11	11. Are you currently seeing or dating anyone?
0	no

1	yes
---	-----

 PA12 - A12 LEVEL OF EDUCATION-PQ

Type	Code
Measurement Unit	numeric
PA12	12. How far did you go in school?
1	8th grade or less
2	more than 8th grade, but did not graduate from high school
3	went to a business, trade, or vocational school instead of high school
4	high school graduate
5	completed a GED
6	went to a business, trade or vocational school after high school
7	went to college, but did not graduate
8	graduated from a college or university
9	professional training beyond a 4-year college or university
10	never went to school

 PA13 - A13 WORK OUTSIDE HOME-PQ

Type	Code
Measurement Unit	numeric
PA13	13. Do you work outside the home?
0	no
1	yes

 PA14 - A14 WORK OUTSIDE HOME, LAST 12 MOS.-PQ

Type	Code
Measurement Unit	numeric
PA14	14. In the past 12 months, have you worked outside the home?
0	no
1	yes

 PA15 - A15 EMPLOYED FULL TIME AT LAST JOB-PQ

Type	Code
Measurement Unit	numeric
PA15	15. Were you employed full time at your last job?
0	no
1	yes

 PA16 - A16 UNEMPLOYED NOW, BUT LOOKING-PQ

Type	Code
Measurement Unit	numeric
PA16	16. Are you unemployed right now, but looking for a job?
0	no
1	yes

 PA17 - A17 EMPLOYED FULL TIME NOW-PQ

Type	Code
Measurement Unit	numeric
PA17	17. Are you employed full time?
0	no
1	yes

 PA18 - A18 DISABLED-PQ

Type	Code
Measurement Unit	numeric
PA18	18. Are you disabled?
0	no
1	yes

 PA19 - A19 RETIRED-PQ

Type	Code
Measurement Unit	numeric
PA19	19. Are you retired from a job?
0	no
1	yes

 PA20 - A20 HAPPY-PQ

Type	Code
Measurement Unit	numeric
PA20	20. In general, are you happy?
0	no
1	yes

 PA21 - A21 RECEIVING PUBLIC ASSISTANCE-PQ

Type	Code
Measurement Unit	numeric
PA21	21. Are you receiving public assistance, such as welfare?
0	no
1	yes

 PA22 - A22 RELIGION OF RESPONDENT-PQ

Type	Code
Measurement Unit	numeric
PA22	22. What is your religion?
1	Adventist
2	AME, AME Zion, CME
3	Assemblies of God
5	Baptist
6	Buddhist
7	Catholic
8	Christian Church (Disciples of Christ)
9	Christian Science
10	Congregational
11	Eastern Orthodox
12	Episcopal
13	Friends/ Quaker
14	Hindu
15	Holiness
16	Islam, Moslem, Muslim

17	Jehovah's Witness
18	Jewish (Conservative, Reformed, Orthodox, or Reconstructionist)
19	Latter Day Saints (Mormon)
20	Lutheran
21	Methodist
23	other Protestant
24	other religion
25	Pentecostal
26	Presbyterian
27	Unitarian
28	none

 PA23 - A23 HOW OFTEN ATTEND REL. SERVICE-PQ

Type	Code
Measurement Unit	numeric
PA23	23. How often have you gone to religious services in the past year?
1	once a week or more
2	less than once a week, but at least once a month
3	less than once a month
4	never

 PA24 - A24 IMPORTANCE OF RELIGION-PQ

Type	Code
Measurement Unit	numeric
PA24	24. How important is religion to you?
1	very important
2	fairly important
3	fairly unimportant
4	not important at all

 PA25 - A25 HOW OFTEN PRAY-PQ

Type	Code
------	------

Measurement Unit	numeric	
PA25	25. How often do you pray?	
1	at least once a day	
2	at least once a week	
3	at least once a month	
4	from time to time, but less than once a month	
5	never	

 PA26 - A26 AGREEMENT W/SACRED SCRIPTURES-PQ

Type	Code	
Measurement Unit	numeric	
PA26	26. Do you agree or disagree that the sacred scriptures of your religion are the work of God and are completely without mistakes?	
1	agree	
2	disagree	
3	Religion has no sacred scriptures	

 PA27A - A27A MEMBER, PTO-PQ

Type	Code	
Measurement Unit	numeric	
PA27A	27A. Please tell me whether you are a member of any of the following. Parent/teacher organization	
0	no	
1	yes	

 PA27B - A27B MEMBER, MILITARY VETERANS ORG.-PQ

Type	Code	
Measurement Unit	numeric	
PA27B	27B. Please tell me whether you are a member of any of the following. Military veterans organization	
0	no	
1	yes	

 PA27C - A27C MEMBER, LABOR UNION-PQ

Type	Code	
Measurement Unit	numeric	

PA27C	27C. Please tell me whether you are a member of any of the following. Labor union
0	no
1	yes

 PA27D - A27D MEMBER, HOBBY/SPORTS GROUP-PQ

Type	Code
Measurement Unit	numeric
PA27D	27D. Please tell me whether you are a member of any of the following. Hobby or sports group, such as a bowling team or a ham radio club
0	no
1	yes

 PA27E - A27E MEMBER, CIVIC/SOCIAL ORG.-PQ

Type	Code
Measurement Unit	numeric
PA27E	27E. Please tell me whether you are a member of any of the following. Civic or social organization, such as Junior League, Rotary, or Knights of Columbus
0	no
1	yes


 PA28A - A28A NEIGHBORHOOD, NEAR PAST JOB-PQ

Type	Code
Measurement Unit	numeric
PA28A	28A. Please tell me whether each of the following statements is true with regard to your present neighborhood. Your household lives here because this neighborhood is close to a place where you (or your spouse or partner) used to work.
0	no
1	yes

 PA28B - A28B NEIGHBORHOOD, NEAR CURRENT JOB-PQ

Type	Code
Measurement Unit	numeric

PA28B	28B. Please tell me whether each of the following statements is true with regard to your present neighborhood. You live here because this neighborhood is close to a place where you (or your spouse or partner) work now.
0	no
1	yes

 PA28C - A28C NEIGHBORHOOD, OUTGROWN OLD HOME-PQ

Type	Code
Measurement Unit	numeric
PA28C	28C. Please tell me whether each of the following statements is true with regard to your present neighborhood. You moved to this neighborhood because you had outgrown your previous housing.
0	no
1	yes

 PA28D - A28D NEIGHBORHOOD, AFFORDABLE -PQ

Type	Code
Measurement Unit	numeric
PA28D	28D. Please tell me whether each of the following statements is true with regard to your present neighborhood. You live in this neighborhood because you can afford better housing here than you could afford in other neighborhoods.
0	no
1	yes

 PA28E - A28E NEIGHBORHOOD, LESS CRIME-PQ

Type	Code
Measurement Unit	numeric
PA28E	28E. Please tell me whether each of the following statements is true with regard to your present neighborhood. You live here because there is less crime in this neighborhood than there is in other neighborhoods.
0	no
1	yes

 PA28F - A28F NEIGHBORHOOD, LESS DRUG USE-PQ

Type	Code
Measurement Unit	numeric

PA28F	28F. Please tell me whether each of the following statements is true with regard to your present neighborhood. You live here because there is less drug use and other illegal activity by adolescents in this neighborhood.
0	no
1	yes

 PA28G - A28G NEIGHBORHOOD, NEAR FRIENDS-PQ

Type	Code
Measurement Unit	numeric
PA28G	28G. Please tell me whether each of the following statements is true with regard to your present neighborhood. You live here because this neighborhood is close to your friends or to your relatives.
0	no
1	yes

 PA28H - A28H NEIGHBORHOOD, BETTER SCHOOLS-PQ

Type	Code
Measurement Unit	numeric
PA28H	28H. Please tell me whether each of the following statements is true with regard to your present neighborhood. You live here because the schools here are better than they are in other neighborhoods.
0	no
1	yes

 PA28I - A28I NEIGHBORHOOD, CHILDREN SAME AGE-PQ

Type	Code
Measurement Unit	numeric
PA28I	28I. Please tell me whether each of the following statements is true with regard to your present neighborhood. You live in this neighborhood because there are children here who are the same ages as children in your household.
0	no
1	yes

 PA28J - A28J NEIGHBORHOOD, BORN HERE-PQ

Type	Code
Measurement Unit	numeric

PA28J	28J. Please tell me whether each of the following statements is true with regard to your present neighborhood. You (or your spouse or partner) were born in this neighborhood.
0	no
1	yes

 PA30 - A30 NEIGHBORHOOD, CHOOSE ONE ANSWER-PQ

Type	Code
Measurement Unit	numeric
PA30	30. Which ONE statement describes the most important reason why you live in this neighborhood?
1	near old workplace
2	near current workplace
3	had outgrown previous housing
4	affordable good housing
5	less crime
6	less illegal activity by adolescents
7	close to friends or relatives
8	better schools
9	children of appropriate ages
10	born here

 PA31 - A31 TELL IF NEIGHBOR CHILD IN TROUBLE-PQ

Type	Code
Measurement Unit	numeric
PA31	31. If you saw a neighbor's child getting into trouble, would you tell your neighbor about it?
1	definitely would
2	probably would
3	might
4	probably would not
5	definitely would not

 PA32 - A32 NEIGHBOR TELL IF YOUR CHILD-PQ

Type	Code
------	------

Measurement Unit	numeric	
PA32	32. If a neighbor saw your child getting into trouble, would your neighbor tell you about it?	
1	definitely would	
2	probably would	
3	might	
4	probably would not	
5	definitely would not	

 PA33 - A33 NEIGHBORHOOD PROBLEM, TRASH-PQ

Type	Code	
Measurement Unit	numeric	
PA33	33. In this neighborhood, how big a problem is litter or trash on the streets and sidewalks?	
1	no problem at all	
2	a small problem	
3	a big problem	

 PA34 - A34 NEIGHBORHOOD PROBLEM, DRUGS-PQ

Type	Code	
Measurement Unit	numeric	
PA34	34. In this neighborhood, how big a problem are drug dealers and drug users?	
1	no problem at all	
2	a small problem	
3	a big problem	

 PA35 - A35 MOVE AWAY FROM NEIGHBORHOOD-PQ

Type	Code	
Measurement Unit	numeric	
PA35	35. How much would you like to move away from this neighborhood?	
1	not at all	
2	some	
3	very much	

 PA36 - A36 MOST IMPORTANT FOR BOY TO LEARN-PQ

Type	Code
Measurement Unit	numeric
PA36	36. Of the following, which do you think is the most important thing for a boy to learn?
1	to be well-behaved
2	to be popular
3	to think for himself
4	to work hard
5	to help others

 PA37 - A37 MOST IMPORTANT FOR GIRL TO LEARN-PQ

Type	Code
Measurement Unit	numeric
PA37	37. Of the following, which do you think is the most important thing for a girl to learn?
1	to be well-behaved
2	to be popular
3	to think for himself
4	to work hard
5	to help others

 PA38 - A38 EVER BEEN MARRIED-PQ

Type	Code
Measurement Unit	numeric
PA38	38. The next questions are about marriages and marriage-like relationships. A marriage-like relationship means living with someone as if you were married to him or her when you are not.
0	no
1	yes

 PA39 - A39 AGE WHEN FIRST MARRIED-PQ

Type	Numeric (Double)
PA39	39. How old were you when you were first married?

 PA40 - A40 NUMBER OF RELATIONSHIPS-PQ

Type	Code
------	------

Measurement Unit	numeric
PA40	40. The next questions are about your marriages and marriage-like relationships. In the last 18 years, how many such relationships have you had?
0	0
1	1
2	2
3	3
4	4
5	5
6	6 or more

 PA41_1 - A41_1 IN PRESENT REL. 1995-PQ

Type	Code
Measurement Unit	numeric
PA41_1	41_1. Think about your present or most recent such relationship. During what years were you married to or living with this person? 1995
0	not marked
1	marked

 PA41_2 - A41_1 IN PRESENT REL. 1995-PQ

Type	Code
Measurement Unit	numeric
PA41_2	41_2. Think about your present or most recent such relationship. During what years were you married to or living with this person? 1994
0	not marked
1	marked

 PA41_3 - A41_3 IN PRESENT REL. 1993-PQ

Type	Code
Measurement Unit	numeric
PA41_3	41_3. Think about your present or most recent such relationship. During what years were you married to or living with this person? 1993
0	not marked
1	marked

 PA41_4 - A41_4 IN PRESENT REL. 1992-PQ

Type	Code
Measurement Unit	numeric
PA41_4	41_4. Think about your present or most recent such relationship. During what years were you married to or living with this person? 1992
0	not marked
1	marked

 PA41_5 - A41_5 IN PRESENT REL. 1991-PQ

Type	Code
Measurement Unit	numeric
PA41_5	41_5. Think about your present or most recent such relationship. During what years were you married to or living with this person? 1991
0	not marked
1	marked

 PA41_6 - A41_6 IN PRESENT REL. 1990-PQ

Type	Code
Measurement Unit	numeric
PA41_6	41_6. Think about your present or most recent such relationship. During what years were you married to or living with this person? 1990
0	not marked
1	marked

 PA41_7 - A41_7 IN PRESENT REL. 1989-PQ

Type	Code
Measurement Unit	numeric
PA41_7	41_7. Think about your present or most recent such relationship. During what years were you married to or living with this person? 1989
0	not marked
1	marked

 PA41_8 - A41_8 IN PRESENT REL. 1988-PQ

Type	Code
Measurement Unit	numeric

PA41_8	41_8. Think about your present or most recent such relationship. During what years were you married to or living with this person? 1988
0	not marked
1	marked

 PA41_9 - A41_9 IN PRESENT REL. 1987-PQ

Type	Code
Measurement Unit	numeric
PA41_9	41_9. Think about your present or most recent such relationship. During what years were you married to or living with this person? 1987
0	not marked
1	marked

 PA41_10 - A41_10 IN PRESENT REL. 1986-PQ

Type	Code
Measurement Unit	numeric
PA41_10	41_10. Think about your present or most recent such relationship. During what years were you married to or living with this person? 1986
0	not marked
1	marked

 PA41_11 - A41_11 IN PRESENT REL. 1985-PQ

Type	Code
Measurement Unit	numeric
PA41_11	41_11. Think about your present or most recent such relationship. During what years were you married to or living with this person? 1985
0	not marked
1	marked

 PA41_12 - A41_12 IN PRESENT REL. 1984-PQ

Type	Code
Measurement Unit	numeric
PA41_12	41_12. Think about your present or most recent such relationship. During what years were you married to or living with this person? 1984
0	not marked
1	marked

 PA41_13 - A41_13 IN PRESENT REL. 1983-PQ

Type	Code
Measurement Unit	numeric
PA41_13	41_13. Think about your present or most recent such relationship. During what years were you married to or living with this person? 1983
0	not marked
1	marked

 PA41_14 - A41_14 IN PRESENT REL. 1982-PQ

Type	Code
Measurement Unit	numeric
PA41_14	41_14. Think about your present or most recent such relationship. During what years were you married to or living with this person? 1982
0	not marked
1	marked

 PA41_15 - A41_15 IN PRESENT REL. 1981-PQ

Type	Code
Measurement Unit	numeric
PA41_15	41_15. Think about your present or most recent such relationship. During what years were you married to or living with this person? 1981
0	not marked
1	marked

 PA41_16 - A41_16 IN PRESENT REL. 1980-PQ

Type	Code
Measurement Unit	numeric
PA41_16	41_16. Think about your present or most recent such relationship. During what years were you married to or living with this person? 1980
0	not marked
1	marked

 PA41_17 - A41_17 IN PRESENT REL. 1979-PQ

Type	Code
Measurement Unit	numeric

PA41_17	41_17. Think about your present or most recent such relationship. During what years were you married to or living with this person? 1979
0	not marked
1	marked

 PA41_18 - A41_18 IN PRESENT REL. 1978-PQ

Type	Code
Measurement Unit	numeric
PA41_18	41_18. Think about your present or most recent such relationship. During what years were you married to or living with this person? 1978
0	not marked
1	marked

 PA41_19 - A41_19 IN PRESENT REL. 1977-PQ

Type	Code
Measurement Unit	numeric
PA41_19	41_19. Think about your present or most recent such relationship. During what years were you married to or living with this person? 1977
0	not marked
1	marked

 PA42 - A42 PRESENT REL. MARRIAGE OR M/LIKE-PQ

Type	Code
Measurement Unit	numeric
PA42	42. Was this a marriage or a marriage-like relationship?
1	marriage
2	marriage-like

 PA43 - A43 IN PRESENT REL. STILL-PQ

Type	Code
Measurement Unit	numeric
PA43	43. Is this relationship still going on?
0	no
1	yes

 PA44 - A44 HOW PRESENT REL. ENDED-PQ

Type	Code
Measurement Unit	numeric
PA44	44. How did it end?
1	separation
2	divorce
3	annulment
4	death
5	other

 PA46_1 - A46_1 IN PREVIOUS REL. 1995-PQ

Type	Code
Measurement Unit	numeric
PA46_1	46_1. Now think about the relationship before that one. During what years were you married to or living with this person? 1995
0	not marked
1	marked

 PA46_2 - A46_2 IN PREVIOUS REL. 1994-PQ

Type	Code
Measurement Unit	numeric
PA46_2	46_2. Now think about the relationship before that one. During what years were you married to or living with this person? 1994
0	not marked
1	marked

 PA46_3 - A46_3 IN PREVIOUS REL. 1993-PQ

Type	Code
Measurement Unit	numeric
PA46_3	46_3. Now think about the relationship before that one. During what years were you married to or living with this person? 1993
0	not marked
1	marked

 PA46_4 - A46_4 IN PREVIOUS REL. 1992-PQ

Type	Code
Measurement Unit	numeric

PA46_4	46_4. Now think about the relationship before that one. During what years were you married to or living with this person? 1992
0	not marked
1	marked

 PA46_5 - A46_5 IN PREVIOUS REL. 1991-PQ

Type	Code
Measurement Unit	numeric
PA46_5	46_5. Now think about the relationship before that one. During what years were you married to or living with this person? 1991
0	not marked
1	marked

 PA46_6 - A46_6 IN PREVIOUS REL. 1990-PQ

Type	Code
Measurement Unit	numeric
PA46_6	46_6. Now think about the relationship before that one. During what years were you married to or living with this person? 1990
0	not marked
1	marked

 PA46_7 - A46_7 IN PREVIOUS REL. 1989-PQ

Type	Code
Measurement Unit	numeric
PA46_7	46_7. Now think about the relationship before that one. During what years were you married to or living with this person? 1989
0	not marked
1	marked

 PA46_8 - A46_8 IN PREVIOUS REL. 1988-PQ

Type	Code
Measurement Unit	numeric
PA46_8	46_8. Now think about the relationship before that one. During what years were you married to or living with this person? 1988
0	not marked
1	marked

 PA46_9 - A46_9 IN PREVIOUS REL. 1987-PQ

Type	Code
Measurement Unit	numeric
PA46_9	46_9. Now think about the relationship before that one. During what years were you married to or living with this person? 1987
0	not marked
1	marked

 PA46_10 - A46_10 IN PREVIOUS REL. 1986-PQ

Type	Code
Measurement Unit	numeric
PA46_10	46_10. Now think about the relationship before that one. During what years were you married to or living with this person? 1986
0	not marked
1	marked

 PA46_11 - A46_11 IN PREVIOUS REL. 1985-PQ

Type	Code
Measurement Unit	numeric
PA46_11	46_11. Now think about the relationship before that one. During what years were you married to or living with this person? 1985
0	not marked
1	marked

 PA46_12 - A46_12 IN PREVIOUS REL. 1984-PQ

Type	Code
Measurement Unit	numeric
PA46_12	46_12. Now think about the relationship before that one. During what years were you married to or living with this person? 1984
0	not marked
1	marked

 PA46_13 - A46_13 IN PREVIOUS REL. 1983-PQ

Type	Code
Measurement Unit	numeric

PA46_13	46_13. Now think about the relationship before that one. During what years were you married to or living with this person? 1983
0	not marked
1	marked

 PA46_14 - A46_14 IN PREVIOUS REL. 1982-PQ

Type	Code
Measurement Unit	numeric
PA46_14	46_14. Now think about the relationship before that one. During what years were you married to or living with this person? 1982
0	not marked
1	marked

 PA46_15 - A46_15 IN PREVIOUS REL. 1981-PQ

Type	Code
Measurement Unit	numeric
PA46_15	46_15. Now think about the relationship before that one. During what years were you married to or living with this person? 1981
0	not marked
1	marked

 PA46_16 - A46_16 IN PREVIOUS REL. 1980-PQ

Type	Code
Measurement Unit	numeric
PA46_16	46_16. Now think about the relationship before that one. During what years were you married to or living with this person? 1980
0	not marked
1	marked

 PA46_17 - A46_17 IN PREVIOUS REL. 1979-PQ

Type	Code
Measurement Unit	numeric
PA46_17	46_17. Now think about the relationship before that one. During what years were you married to or living with this person? 1979
0	not marked
1	marked

 PA46_18 - A46_18 IN PREVIOUS REL. 1978-PQ

Type	Code
Measurement Unit	numeric
PA46_18	46_18. Now think about the relationship before that one. During what years were you married to or living with this person? 1978
0	not marked
1	marked

 PA46_19 - A46_19 IN PREVIOUS REL. 1977-PQ

Type	Code
Measurement Unit	numeric
PA46_19	46_19. Now think about the relationship before that one. During what years were you married to or living with this person? 1977
0	not marked
1	marked

 PA47 - A47 PREVIOUS REL. MARRIAGE OR M/LIKE-PQ

Type	Code
Measurement Unit	numeric
PA47	47. Was this a marriage or a marriage-like relationship?
1	marriage
2	marriage-like

 PA48 - A48 IN PREVIOUS REL. STILL-PQ

Type	Code
Measurement Unit	numeric
PA48	48. Is this relationship still going on?
0	no
1	yes

 PA49 - A49 HOW PREVIOUS REL. ENDED-PQ

Type	Code
Measurement Unit	numeric
PA49	49. How did it end?
1	separation

2	divorce
3	annulment
4	death
5	other

 PA51_1 - A51_1 IN NEXT PREV. REL. 1995-PQ

Type	Code
Measurement Unit	numeric
PA51_1	51_1. Now think about the relationship before that one. During what years were you married to or living with this person? 1995
0	not marked
1	marked

 PA51_2 - A51_2 IN NEXT PREV. REL. 1994-PQ

Type	Code
Measurement Unit	numeric
PA51_2	51_2. Now think about the relationship before that one. During what years were you married to or living with this person? 1994
0	not marked
1	marked

 PA51_3 - A51_3 IN NEXT PREV. REL. 1993-PQ

Type	Code
Measurement Unit	numeric
PA51_3	51_3. Now think about the relationship before that one. During what years were you married to or living with this person? 1993
0	not marked
1	marked

 PA51_4 - A51_4 IN NEXT PREV. REL. 1992-PQ

Type	Code
Measurement Unit	numeric
PA51_4	51_4. Now think about the relationship before that one. During what years were you married to or living with this person? 1992
0	not marked
1	marked

 PA51_5 - A51_5 IN NEXT PREV. REL. 1991-PQ

Type	Code
Measurement Unit	numeric
PA51_5	51_5. Now think about the relationship before that one. During what years were you married to or living with this person? 1991
0	not marked
1	marked

 PA51_6 - A51_6 IN NEXT PREV. REL. 1990-PQ

Type	Code
Measurement Unit	numeric
PA51_6	51_6. Now think about the relationship before that one. During what years were you married to or living with this person? 1990
0	not marked
1	marked

 PA51_7 - A51_7 IN NEXT PREV. REL. 1989-PQ

Type	Code
Measurement Unit	numeric
PA51_7	51_7. Now think about the relationship before that one. During what years were you married to or living with this person? 1989
0	not marked
1	marked

 PA51_8 - A51_8 IN NEXT PREV. REL. 1988-PQ

Type	Code
Measurement Unit	numeric
PA51_8	51_8. Now think about the relationship before that one. During what years were you married to or living with this person? 1988
0	not marked
1	marked

 PA51_9 - A51_9 IN NEXT PREV. REL. 1987-PQ

Type	Code
Measurement Unit	numeric

PA51_9	51_9. Now think about the relationship before that one. During what years were you married to or living with this person? 1987
0	not marked
1	marked

 PA51_10 - A51_10 IN NEXT PREV. REL. 1986-PQ

Type	Code
Measurement Unit	numeric
PA51_10	51_10. Now think about the relationship before that one. During what years were you married to or living with this person? 1986
0	not marked
1	marked

 PA51_11 - A51_11 IN NEXT PREV. REL. 1985-PQ

Type	Code
Measurement Unit	numeric
PA51_11	51_11. Now think about the relationship before that one. During what years were you married to or living with this person? 1985
0	not marked
1	marked

 PA51_12 - A51_12 IN NEXT PREV. REL. 1984-PQ

Type	Code
Measurement Unit	numeric
PA51_12	51_12. Now think about the relationship before that one. During what years were you married to or living with this person? 1984
0	not marked
1	marked

 PA51_13 - A51_13 IN NEXT PREV. REL. 1983-PQ

Type	Code
Measurement Unit	numeric
PA51_13	51_13. Now think about the relationship before that one. During what years were you married to or living with this person? 1983
0	not marked
1	marked

 PA51_14 - A51_14 IN NEXT PREV. REL. 1982-PQ

Type	Code
Measurement Unit	numeric
PA51_14	51_14. Now think about the relationship before that one. During what years were you married to or living with this person? 1982
0	not marked
1	marked

 PA51_15 - A51_15 IN NEXT PREV. REL. 1981-PQ

Type	Code
Measurement Unit	numeric
PA51_15	51_15. Now think about the relationship before that one. During what years were you married to or living with this person? 1981
0	not marked
1	marked

 PA51_16 - A51_16 IN NEXT PREV. REL. 1980-PQ

Type	Code
Measurement Unit	numeric
PA51_16	51_16. Now think about the relationship before that one. During what years were you married to or living with this person? 1980
0	not marked
1	marked

 PA51_17 - A51_17 IN NEXT PREV. REL. 1979-PQ

Type	Code
Measurement Unit	numeric
PA51_17	51_17. Now think about the relationship before that one. During what years were you married to or living with this person? 1979
0	not marked
1	marked

 PA51_18 - A51_18 IN NEXT PREV. REL. 1978-PQ

Type	Code
Measurement Unit	numeric

PA51_18	51_18. Now think about the relationship before that one. During what years were you married to or living with this person? 1978
0	not marked
1	marked

 PA51_19 - A51_19 IN NEXT PREV. REL. 1977-PQ

Type	Code
Measurement Unit	numeric
PA51_19	51_19. Now think about the relationship before that one. During what years were you married to or living with this person? 1977
0	not marked
1	marked

 PA52 - A52 NEXT PREV REL MARRIAGE OR M/LIKE-PQ

Type	Code
Measurement Unit	numeric
PA52	52. Was this a marriage or a marriage-like relationship?
1	marriage
2	marriage-like

 PA53 - A53 IN NEXT PREV. REL. STILL-PQ

Type	Code
Measurement Unit	numeric
PA53	53. Is this relationship still going on?
0	no
1	yes

 PA54 - A54 HOW NEXT PREV. REL. ENDED-PQ

Type	Code
Measurement Unit	numeric
PA54	54. How did it end?
2	divorce
3	annulment
4	death
5	other

 PA55 - A55 TOTAL HOUSEHOLD INCOME-PQ

Type	Numeric (Double)
PA55	55. About how much total income, before taxes did your family receive in 1994? Include your own income, the income of everyone else in your household, and income from welfare benefits, dividends, and all other sources.

 PA56 - A56 ENOUGH MONEY FOR BILLS-PQ

Type	Code
Measurement Unit	numeric
PA56	56. Do you have enough money to pay your bills?
0	no
1	yes

 PA57A - A57A RECEIVE SS OR RR-PQ

Type	Code
Measurement Unit	numeric
PA57A	57A. Last month, did you or any member of your household receive: Social Security or Railroad Retirement?
0	no
1	yes

 PA57B - A57B RECEIVE SSI-PQ

Type	Code
Measurement Unit	numeric
PA57B	57B. Last month, did you or any member of your household receive: Supplemental Security Income (SSI)?
0	no
1	yes

 PA57C - A57C RECEIVE AFDC-PQ

Type	Code
Measurement Unit	numeric
PA57C	57C. Last month, did you or any member of your household receive: Aid to Families with Dependent Children (AFDC)?
0	no
1	yes

 PA57D - A57D RECEIVE FOOD STAMPS-PQ

Type	Code
Measurement Unit	numeric
PA57D	57D. Last month, did you or any member of your household receive: food stamps?
0	no
1	yes

 PA57E - A57E RECEIVE UNEMPLOYMENT-PQ

Type	Code
Measurement Unit	numeric
PA57E	57E. Last month, did you or any member of your household receive: unemployment or worker's compensations?
0	no
1	yes

 PA57F - A57F RECEIVE HOUSING SUBSIDY-PQ

Type	Code
Measurement Unit	numeric
PA57F	57F. Last month, did you or any member of your household receive: a housing subsidy or public housing?
0	no
1	yes

 PA58 - A58 GENERAL PHYSICAL HEALTH-PQ

Type	Code
Measurement Unit	numeric
PA58	58. How is your general physical health?
1	excellent
2	very good
3	good
4	fair
5	poor

 PA59 - A59 MEDICAL CARE FOR FAMILY-PQ

Type	Code	
Measurement Unit	numeric	
PA59	59. In general, how easy or hard is it for you to get medical care for your family?	
1	very easy	
2	somewhat easy	
3	somewhat hard	
4	very hard	

 PA60 - A60 WEAR A SEATBELT-PQ

Type	Code	
Measurement Unit	numeric	
PA60	60. When you drive or ride in a car, how often do you wear a car seatbelt?	
1	never	
2	rarely	
3	sometimes	
4	most of the time	
5	always	

 PA61 - A61 HOW OFTEN DRINK ALCOHOL-PQ

Type	Code	
Measurement Unit	numeric	
PA61	61. How often do you drink alcohol?	
1	never	
2	once a month or less	
3	two or three days a month	
4	once or twice a week	
5	three to five days a week	
6	nearly every day	

 PA62 - A62 IN LAST MONTH > 5 DRINKS-PQ

Type	Code	
Measurement Unit	numeric	
PA62	62. How often in the last month have you had five or more drinks on one occasion?	

1	never
2	once
3	twice
4	three times
5	four times
6	five or more times

 PA63 - A63 CIGARETTE SMOKERS IN HOUSEHOLD-PQ

Type	Code
Measurement Unit	numeric
PA63	63. Are there any cigarette smokers in your household?
0	no
1	yes

 PA64 - A64 DOES RESPONDENT SMOKE-PQ

Type	Code
Measurement Unit	numeric
PA64	64. Do you smoke?
0	no
1	yes

 PB2 - B2 SEX OF CURRENT PARTNER-PQ

Type	Code
Measurement Unit	numeric
PB2	2. What is your current (spouse/ partner)'s sex?
1	male
2	female

 PB3 - B3 PARTNER OF HISPANIC ORIGIN-PQ

Type	Code
Measurement Unit	numeric
PB3	3. Is your current (spouse/ partner) of Hispanic or Latino origin?
0	no
1	yes

 PB4_1 - B4_1 PART. HISPANIC, MEX./MEX. AM-PQ

Type	Code
Measurement Unit	numeric
PB4_1	4_1. What is (his/ her) Hispanic background? Mexican/Mexican American
0	not marked
1	marked

 PB4_2 - B4_2 PART. HISPANIC, CHICANO-PQ

Type	Code
Measurement Unit	numeric
PB4_2	4_2. What is (his/ her) Hispanic background? Chicano
0	not marked
1	marked

 PB4_3 - B4_3 PART. HISPANIC, CUBAN/CUB. AM-PQ

Type	Code
Measurement Unit	numeric
PB4_3	4_3. What is (his/ her) Hispanic background? Cuban/Cuban American
0	not marked
1	marked

 PB4_4 - B4_4 PART. HISPANIC, PUERTO RICAN-PQ

Type	Code
Measurement Unit	numeric
PB4_4	4_4. What is (his/ her) Hispanic background? Puerto Rican
0	not marked
1	marked

 PB4_5 - B4_5 PART. HISPANIC, CENT/SOUTH AM.-PQ

Type	Code
Measurement Unit	numeric
PB4_5	4_5. What is (his/ her) Hispanic background? Central/South American
0	not marked
1	marked

 PB4_6 - B4_6 PART. HISPANIC, OTHER-PQ

Type	Code
Measurement Unit	numeric
PB4_6	4_6. What is (his/ her) Hispanic background? other Hispanic
0	not marked
1	marked

 PB4_7 - B4_6 PART. HISPANIC, OTHER-PQ

Type	Code
Measurement Unit	numeric
PB4_7	4_7. What is (his/ her) Hispanic background? don't know
0	not marked
1	marked

 PB5_1 - B5_1 PART. RACE, WHITE-PQ

Type	Code
Measurement Unit	numeric
PB5_1	5_1. What is the race of your current (spouse/ partner)? White
0	not marked
1	marked


 PB5_2 - B5_2 PART. RACE, BLACK/AF-AM.-PQ

Type	Code
Measurement Unit	numeric
PB5_2	5_2. What is the race of your current (spouse/ partner)? black/African American
0	not marked
1	marked

 PB5_3 - B5_3 PART. RACE, AMER IND./NATIVE-PQ

Type	Code
Measurement Unit	numeric
PB5_3	5_3. What is the race of your current (spouse/ partner)? American Indian/Native American
0	not marked

1	marked
---	--------

 PB5_4 - B5_4 PART. RACE, ASIAN OR PAC.IS.-PQ

Type	Code
Measurement Unit	numeric
PB5_4	5_4. What is the race of your current (spouse/ partner)? Asian or Pacific Islander
0	not marked
1	marked

 PB5_5 - B5_5 PART. RACE, OTHER-PQ

Type	Code
Measurement Unit	numeric
PB5_5	5_5. What is the race of your current (spouse/ partner)? Other
0	not marked
1	marked

 PB6_1 - B6_1 PART. ASIAN, CHINESE-PQ

Type	Code
Measurement Unit	numeric
PB6_1	6_1. What is (his/ her) Asian background? Chinese
0	not marked
1	marked

 PB6_2 - B6_2 PART. ASIAN, FILIPINO-PQ

Type	Code
Measurement Unit	numeric
PB6_2	6_2. What is (his/ her) Asian background? Filipino
0	not marked
1	marked

 PB6_3 - B6_3 PART. ASIAN, JAPANESE-PQ

Type	Code
Measurement Unit	numeric
PB6_3	6_3. What is (his/ her) Asian background? Japanese
0	not marked

1	marked
---	--------

 PB6_4 - B6_4 PART. ASIAN, ASIAN INDIAN-PQ

Type	Code
Measurement Unit	numeric
PB6_4	6_4. What is (his/ her) Asian background? Asian Indian
0	not marked
1	marked

 PB6_5 - B6_5 PART. ASIAN, KOREAN-PQ

Type	Code
Measurement Unit	numeric
PB6_5	6_5. What is (his/ her) Asian background? Korean
0	not marked
1	marked

 PB6_6 - B6_6 PART. ASIAN, VIETNAMESE-PQ

Type	Code
Measurement Unit	numeric
PB6_6	6_6. What is (his/ her) Asian background? Vietnamese
0	not marked
1	marked

 PB6_7 - B6_7 PART. ASIAN, OTHER-PQ

Type	Code
Measurement Unit	numeric
PB6_7	6_7. What is (his/ her) Asian background? other Asian
0	not marked
1	marked

 PB6_8 - B6_8 PART. ASIAN, UNKNOWN-PQ

Type	Code
Measurement Unit	numeric
PB6_8	6_8. What is (his/ her) Asian background? don't know
0	not marked
1	marked

 PB7 - B7 RELIGION OF PARTNER-PQ

Type	Code
Measurement Unit	numeric
PB7	7. What is your current (spouse/ partner)'s religion?
1	Adventist
2	AME, AME Zion, CME
3	Assemblies of God
5	Baptist
6	Buddhist
7	Catholic
8	Christian Church (Disciples of Christ)
9	Christian Science
10	Congregational
11	Eastern Orthodox
12	Episcopal
13	Friends/Quaker
14	Hindu
15	Holiness
16	Islam, Moslem, Muslim
17	Jehovah's Witness
18	Jewish (Conservative, Reformed, Orthodox, or Reconstructionist)
19	Latter Day Saints (Mormon)
20	Lutheran
21	Methodist
23	other Protestant
24	other religion
25	Pentecostal
26	Presbyterian
27	Unitarian
28	none

 PB8 - B8 EDUCATION LEVEL OF PARTNER-PQ

Type	Code
Measurement Unit	numeric
PB8	8. How far did your current (spouse/partner) go in school?
1	8th grade or less
2	more than 8th grade, but did not graduate from high school
3	went to a business, trade, or vocational school instead of high school
4	high school graduate
5	completed a GED
6	went to a business, trade or vocational school after high school
7	went to college, but did not graduate
8	graduated from a college or university
9	professional training beyond a 4-year college or university
10	never went to school
11	(He/she) went to school, but doesn't know how far
12	doesn't know if (he/ she) went to school

 PB9 - B9 PART. WORK OUTSIDE HOME-PQ

Type	Code
Measurement Unit	numeric
PB9	9. Does (he/she) work outside the home?
0	no
1	yes

 PB10 - B10 PART. WK OUTSIDE HOME LAST 12 MOS-PQ

Type	Code
Measurement Unit	numeric
PB10	10. In the past 12 months, has (he/she) worked outside the home?
0	no

1	yes
---	-----

 PB11 - B11 PART. EMP. FULL TIME AT LAST JOB-PQ

Type	Code
Measurement Unit	numeric
PB11	11. Was (he/she) employed full time at this last job?
0	no
1	yes

 PB12 - B12 PART. UNEMP. NOW, BUT LOOKING-PQ

Type	Code
Measurement Unit	numeric
PB12	12. Is (he/she) unemployed right now, but looking for a job?
0	no
1	yes

 PB13 - B13 PART. EMP. FULL TIME NOW-PQ

Type	Code
Measurement Unit	numeric
PB13	13. Is (he/she) employed full time?
0	no
1	yes

 PB14 - B14 PART. DISABLED-PQ

Type	Code
Measurement Unit	numeric
PB14	14. Is your current (spouse/ partner) disabled?
0	no
1	yes

 PB15 - B15 PART. RETIRED-PQ

Type	Code
Measurement Unit	numeric
PB15	15. Is (he/she) retired from a job?
0	no
1	yes

 PB16 - B16 PART. HAPPY-PQ

Type	Code
Measurement Unit	numeric
PB16	16. In general, do you think (he/she) is happy?
0	no
1	yes

 PB17 - B17 PART. RECEIVING PUB. ASSISTANCE-PQ

Type	Code
Measurement Unit	numeric
PB17	17. Is (he/she) receiving public assistance, such as welfare?
0	no
1	yes

 PB18 - B18 RATE RELATIONSHIP W/PARTNER-PQ

Type	Code
Measurement Unit	numeric
PB18	18. On a scale from 1 to 10, where 1 equals completely unhappy and 10 equals completely happy, how would you rate your relationship with your current (spouse/partner)?
1	1, completely unhappy
2	2
3	3
4	4
5	5
6	6
7	7
8	8
9	9
10	10 completely happy

 PB19 - B19 TALK ABOUT SEPARATING-PQ

Type	Code
Measurement Unit	numeric

PB19	19. In the past year, have you and your current (spouse/partner) talked to each other about separating?
0	no
1	yes

 PB20 - B20 FIGHT WITH PARTNER-PQ

Type	Code
Measurement Unit	numeric
PB20	20. How much do you fight or argue with your current (spouse/partner)?
1	a lot
2	some
3	a little
4	not at all

 PB21 - B21 GENERAL HEALTH OF PARTNER-PQ

Type	Code
Measurement Unit	numeric
PB21	21. How is your current (spouse/partner)'s general health?
1	excellent
2	very good
3	good
4	fair
5	poor

 PB22 - B22 PARTNER DRINK ALCOHOL-PQ

Type	Code
Measurement Unit	numeric
PB22	22. During the past 12 months, about how often did your current (spouse/partner) drink alcohol?
1	never
2	once a month or less
3	two or three days a month
4	once or twice a week
5	three to five days a week

6	nearly every day
---	------------------

 PC1 - C1 RELATIONSHIP TO ADOLESCENT-PQ

Type	Code
Measurement Unit	numeric
PC1	1. What is your relationship to {NAME}?
1	biological mother
2	step mother
3	adoptive mother
4	foster mother
5	grandmother
6	aunt
7	other female relative
8	other female non-relative
9	biological father
10	step father
11	adoptive father
12	foster father
13	grandfather
14	uncle
15	other male relative
16	other male non-relative


 PC2 - C2 BIO MOTHER IN HOUSEHOLD-PQ

Type	Code
Measurement Unit	numeric
PC2	2. Does {NAME}'s biological mother live in this household?
0	no
1	yes

 PC3 - C3 EVER LIVE W/BIO MOTHER-PQ

Type	Code
Measurement Unit	numeric
PC3	3. Did {NAME} ever live with (his/ her) biological mother?

0	no
1	yes

 PC4 - C4 MOST RECENT YR LIVED W/BIO MOM-PQ

Type	Numeric (Double)
PC4	4. In what year did {NAME} most recently live with (his/ her) biological mother?

 PC5 - C5 MONTHLY SUPPORT FROM BIO MOM-PQ

Type	Code
Measurement Unit	numeric
PC5	5. In a typical month, how much support does {NAME}'s biological mother pay for (him/ her)?
1	none
2	\$100 or less
3	\$101 -\$200
4	\$201 - \$500
5	more than \$500

 PC6B - C6B BIO FATHER IN HOUSEHOLD-PQ

Type	Code
Measurement Unit	numeric
PC6B	6B. Does {NAME}'s biological father live in this household?
0	no
1	yes

 PC7 - C7 EVER LIVE W/BIO FATHER-PQ

Type	Code
Measurement Unit	numeric
PC7	7. Did {NAME} ever live with (his/ her) biological father?
0	no
1	yes

 PC8 - C8 MOST RECENT YR LIVED W/BIO DAD-PQ

Type	Numeric (Double)
PC8	8. In what year did {NAME} most recently live with (his/ her) biological father?

 PC9 - C9 MONTHLY SUPPORT FROM BIO DAD-PQ

Type	Code
Measurement Unit	numeric
PC9	9. In a typical month, how much support does {NAME}'s biological father pay for (him/ her)?
1	none
2	\$100 or less
3	\$101 - \$200
4	\$201 - \$500
5	more than \$500

 PC10 - C10 BEST FRIEND IN SCHOOL-PQ

Type	Code
Measurement Unit	numeric
PC10	10. The next questions are about {NAME}'s best (male/female) friend. Do you know what school this friend goes to?
0	no
1	yes
2	(He/ she) doesn't go to school

 PC11 - C11 MET BEST FRIEND IN PERSON-PQ

Type	Code
Measurement Unit	numeric
PC11	11. Have you met this friend in person?
0	no
1	yes

 PC12 - C12 MET PARENTS OF BEST FRIEND-PQ

Type	Code
Measurement Unit	numeric
PC12	12. Have you met this friend's parents?
0	no
1	yes

 PC13 - C13 INFLUENCE OF BEST FRIEND-PQ

Type	Code
Measurement Unit	numeric
PC13	13. What kind of influence is {NAME}'s best friend-good, bad, or neither?
1	a good influence
2	a bad influence
3	neither a good nor a bad influence

 PC14 - C14 SPECIAL GIRLFRIEND/BOYFRIEND-PQ

Type	Code
Measurement Unit	numeric
PC14	14. Does {NAME} have one, special (girlfriend/ boyfriend)?
0	no
1	yes

 PC15 - C15 MET SPECIAL FRIEND IN PERSON-PQ

Type	Code
Measurement Unit	numeric
PC15	15. Have you met (him/ her) in person?
0	no
1	yes

 PC16 - C16 MET PARENTS OF SPECIAL FRIEND-PQ

Type	Code
Measurement Unit	numeric
PC16	16. Have you met (his/ her) parents?
0	no
1	yes

 PC17 - C17 TALK TO PARENTS OF FRIENDS-PQ

Type	Code
Measurement Unit	numeric
PC17	17. Please think about all of {NAME}'s friends. How many parents of {NAME}'s friends have you talked to in the last four weeks?
0	0
1	1

2	2
3	3
4	4
5	5
6	6 or more

 PC18 - C18 PHYSICAL HEALTH-PQ

Type	Code
Measurement Unit	numeric
PC18	18. The next questions are about {NAME}'s health and health behaviors. How would you rate {NAME}'s general physical health?
1	excellent
2	very good
3	good
4	fair
5	poor

 PC19A_P - C19A_P BIRTHWEIGHT, POUNDS-PQ

Type	Code
Measurement Unit	numeric
PC19A_P	19A. What was {NAME}'s birthweight? pounds
3	less than 4 pounds
4	4 pounds
5	5 pounds
6	6 pounds
7	7 pounds
8	8 pounds
9	9 pounds
10	10 pounds
11	11 pounds
12	12 pounds or more

 PC19B_O - C19B_O BIRTHWEIGHT, OUNCES-PQ

Type	Code
Measurement Unit	numeric
PC19B_O	19B. What was {NAME}'s birthweight? ounces
0	0 ounces
1	1 ounce
2	2 ounces
3	3 ounces
4	4 ounces
5	5 ounces
6	6 ounces
7	7 ounces
8	8 ounces
9	9 ounces
10	10 ounces
11	11 ounces
12	12 ounces
13	13 ounces
14	14 ounces
15	15 ounces

 PC20 - C20 LENGTH OF TIME BREASTFEEDING-PQ

Type	Code
Measurement Unit	numeric
PC20	20. For how long was {NAME} breastfed?
1	less than 3 months
2	3 months to less than 6 months
3	6 months to less than 9 months
4	9 months to less than 12 months
5	12 months to less than 24 months
6	24 months or more
7	(He/ she) was not breastfed.

 PC21_1 - C21_1 HEALTH INSURANCE, MEDICARE-PQ

Type	Code
Measurement Unit	numeric
PC21_1	21_1. What kind of health insurance does {NAME} have? Medicare (from Social Security)
0	not marked
1	marked

 PC21_2 - C21_2 HEALTH INSURANCE, MEDICAID-PQ

Type	Code
Measurement Unit	numeric
PC21_2	21_2. What kind of health insurance does {NAME} have? Medicaid
0	not marked
1	marked

 PC21_3 - C21_3 HEALTH INSURANCE, IND/GROUP-PQ

Type	Code
Measurement Unit	numeric
PC21_3	21_3. What kind of health insurance does {NAME} have? Individual or group private coverage (such as Blue Cross or Cigna)
0	not marked
1	marked

 PC21_4 - C21_4 HEALTH INSURANCE, PREPAID-PQ

Type	Code
Measurement Unit	numeric
PC21_4	21_4. What kind of health insurance does {NAME} have? prepaid health plan (such as an HMO or CHAMPUS)
0	not marked
1	marked

 PC21_5 - C21_5 HEALTH INSURANCE, OTHER-PQ

Type	Code
Measurement Unit	numeric
PC21_5	21_5. What kind of health insurance does {NAME} have? Other
0	not marked
1	marked

 PC21_6 - C21_6 HEALTH INSURANCE, NONE-PQ

Type	Code
Measurement Unit	numeric
PC21_6	21_6. What kind of health insurance does {NAME} have? None
0	not marked
1	marked

 PC21_7 - C21_7 HEALTH INSURANCE, UNKNOWN-PQ

Type	Code
Measurement Unit	numeric
PC21_7	21_7. What kind of health insurance does {NAME} have? don't know
0	not marked
1	marked

 PC22 - C22 TIME W/OUT HEALTH INSURANCE-PQ

Type	Code
Measurement Unit	numeric
PC22	22. In the past 12 months, has there been a time when {NAME} had no health insurance?
0	no
1	yes

 PC23 - C23 WEEK NIGHT BEDTIME-PQ

Type	Code
Measurement Unit	numeric
PC23	23. What time does {NAME} have to go to bed on week nights?
1	9:00 p.m. or earlier
2	by 10:00 p.m.
3	by 11:00 p.m.
4	by 12:00 (midnight)
5	by 1:00 a.m.
6	after 1:00 a.m.
7	(He/ she) has no set bedtime.

 PC24 - C24 RESPONDENT IN SCHOOL NOW-PQ

Type	Code
Measurement Unit	numeric
PC24	24. Is {NAME} in school now?
0	no
1	yes

 PC25 - C25 TALK ABOUT GRADES-PQ

Type	Code
Measurement Unit	numeric
PC25	25. In the past week, have you and {NAME} talked about (his/ her) school work or grades?
0	no
1	yes

 PC26 - C26 TALK ABOUT OTHER SCHOOL ACTIVITY-PQ

Type	Code
Measurement Unit	numeric
PC26	26. In the past week, have you and {NAME} talked about other things [he/ she] is doing at school?
0	no
1	yes

 PC27 - C27 TALK WITH TEACHERS-PQ

Type	Code
Measurement Unit	numeric
PC27	27. Have you talked with any of {NAME}'s teachers about (his/ her) school work this school year, either informally or in a regularly scheduled parent-teacher conference?
0	no
1	yes

 PC28 - C28 PARTICIPATE IN SCHOOL FUNDRAISING-PQ

Type	Code
Measurement Unit	numeric
PC28	28. During this school year, have you participated in school fund-raising or done volunteer work for {NAME}'s school-such as supervising lunch, chaperoning a field trip, etc.?

0	no
1	yes

 PC29A - C29A SCHOOL, HIGH PRIORITY-LEARNING-PQ

Type	Code
Measurement Unit	numeric
PC29A	29A. How much do you agree or disagree with each of the following statements about {NAME}'s school? {NAME}'s school places a high priority on learning.
1	strongly agree
2	agree
3	neither agree nor disagree
4	disagree
5	strongly disagree

 PC29B - C29B SCHOOL, SAFE PLACE-PQ

Type	Code
Measurement Unit	numeric
PC29B	29B. How much do you agree or disagree with each of the following statements about {NAME}'s school? {NAME}'s school is a safe place.
1	strongly agree
2	agree
3	neither agree nor disagree
4	disagree
5	strongly disagree

 PC29C - C29C SCHOOL, GOOD SCHOOL-PQ

Type	Code
Measurement Unit	numeric
PC29C	29C. How much do you agree or disagree with each of the following statements about {NAME}'s school? {NAME}'s school is a good school.
1	strongly agree
2	agree
3	neither agree nor disagree
4	disagree

5	strongly disagree
---	-------------------

 PC30 - C30 MOST IMPORTANT QUALITY IN SCHOOL-PQ

Type	Code
Measurement Unit	numeric
PC30	30. If {NAME} could be one of the following in high school, which would be most important to you?
1	a brilliant student
2	a leader in school activities
3	an athletic star
4	the most popular

 PC31 - C31 DISAPPOINTMENT IF NO COLLEGE-PQ

Type	Code
Measurement Unit	numeric
PC31	31. How disappointed would you be if {NAME} did not graduate from college?
1	very disappointed
2	somewhat disappointed
3	not disappointed

 PC32 - C32 BAD TEMPER-PQ

Type	Code
Measurement Unit	numeric
PC32	32. Does {NAME} have a bad temper?
0	no
1	yes

 PC33 - C33 LIFE IS GOING-PQ

Type	Code
Measurement Unit	numeric
PC33	33. All things considered, how is {NAME}'s life going?
1	very well
2	fairly well
3	not so well
4	not well at all

 PC34A - C34A GET ALONG WELL WITH ADOL.-PQ

Type	Code
Measurement Unit	numeric
PC34A	34A. How often would it be true for you to make each of the following statements about {NAME}? You get along well with (him/ her).
1	always
2	often
3	sometimes
4	seldom
5	never

 PC34B - C34B MAKE DECISIONS TOGETHER-PQ

Type	Code
Measurement Unit	numeric
PC34B	34B. How often would it be true for you to make each of the following statements about {NAME}? {NAME} and you make decisions about (his/ her) life together.
1	always
2	often
3	sometimes
4	seldom
5	never

 PC34C - C34C DOES NOT UNDERSTAND ADOL.-PQ

Type	Code
Measurement Unit	numeric
PC34C	34C. How often would it be true for you to make each of the following statements about {NAME}? You just do not understand (him/ her).
1	always
2	often
3	sometimes
4	seldom
5	never

 PC34D - C34D FEEL YOU CAN TRUST ADOL.-PQ

Type	Code
Measurement Unit	numeric
PC34D	34D. How often would it be true for you to make each of the following statements about {NAME}? You feel you can really trust (him/ her).
1	always
2	often
3	sometimes
4	seldom
5	never

 PC34E - C34E INTERFERES W/ACTIVITIES-PQ

Type	Code
Measurement Unit	numeric
PC34E	34E. How often would it be true for you to make each of the following statements about {NAME}? (He/ she) interferes with your activities.
1	always
2	often
3	sometimes
4	seldom
5	never


 PC35 - C35 DID NOT LIVE WITH-PQ

Type	Code
Measurement Unit	numeric
PC35	35. Was there ever a period of at least 6 months when {NAME} did not live with you?
0	no
1	yes

 PC36_0 - C36_0 YEAR OF LIFE AWAY, 0-PQ

Type	Code
Measurement Unit	numeric
PC36_0	36_0. During which years of (his/ her) life has {NAME} been away from you for at least 6 months? Birth to first birthday
0	not marked

1	marked
---	--------

 PC36_1 - C36_1 YEAR OF LIFE AWAY, 1-PQ

Type	Code
Measurement Unit	numeric
PC36_1	36_1. During which years of (his/ her) life has {NAME} been away from you for at least 6 months? Age 1
0	not marked
1	marked

 PC36_2 - C36_2 YEAR OF LIFE AWAY, 2-PQ

Type	Code
Measurement Unit	numeric
PC36_2	36_2. During which years of (his/ her) life has {NAME} been away from you for at least 6 months? Age 2
0	not marked
1	marked

 PC36_3 - C36_3 YEAR OF LIFE AWAY, 3-PQ

Type	Code
Measurement Unit	numeric
PC36_3	36_3. During which years of (his/ her) life has {NAME} been away from you for at least 6 months? Age 3
0	not marked
1	marked

 PC36_4 - C36_4 YEAR OF LIFE AWAY, 4-PQ

Type	Code
Measurement Unit	numeric
PC36_4	36_4. During which years of (his/ her) life has {NAME} been away from you for at least 6 months? Age 4
0	not marked
1	marked

 PC36_5 - C36_5 YEAR OF LIFE AWAY, 5-PQ

Type	Code
Measurement Unit	numeric

PC36_5	36_5. During which years of (his/ her) life has {NAME} been away from you for at least 6 months? Age 5
0	not marked
1	marked

 PC36_6 - C36_6 YEAR OF LIFE AWAY, 6-PQ

Type	Code
Measurement Unit	numeric
PC36_6	36_6. During which years of (his/ her) life has {NAME} been away from you for at least 6 months? Age 6
0	not marked
1	marked

 PC36_7 - C36_7 YEAR OF LIFE AWAY, 7-PQ

Type	Code
Measurement Unit	numeric
PC36_7	36_7. During which years of (his/ her) life has {NAME} been away from you for at least 6 months? Age 7
0	not marked
1	marked

 PC36_8 - C36_8 YEAR OF LIFE AWAY, 8-PQ

Type	Code
Measurement Unit	numeric
PC36_8	36_8. During which years of (his/ her) life has {NAME} been away from you for at least 6 months? Age 8
0	not marked
1	marked

 PC36_9 - C36_9 YEAR OF LIFE AWAY, 9-PQ

Type	Code
Measurement Unit	numeric
PC36_9	36_9. During which years of (his/ her) life has {NAME} been away from you for at least 6 months? Age 9
0	not marked
1	marked

 PC36_10 - C36_10 YEAR OF LIFE AWAY, 10-PQ

Type	Code
Measurement Unit	numeric
PC36_10	36_10. During which years of (his/ her) life has {NAME} been away from you for at least 6 months? Age 10
0	not marked
1	marked

 PC36_11 - C36_11 YEAR OF LIFE AWAY, 11-PQ

Type	Code
Measurement Unit	numeric
PC36_11	36_11. During which years of (his/ her) life has {NAME} been away from you for at least 6 months? Age 11
0	not marked
1	marked

 PC36_12 - C36_12 YEAR OF LIFE AWAY, 12-PQ

Type	Code
Measurement Unit	numeric
PC36_12	36_12. During which years of (his/ her) life has {NAME} been away from you for at least 6 months? Age 12
0	not marked
1	marked

 PC36_13 - C36_13 YEAR OF LIFE AWAY, 13-PQ

Type	Code
Measurement Unit	numeric
PC36_13	36_13. During which years of (his/ her) life has {NAME} been away from you for at least 6 months? Age 13
0	not marked
1	marked

 PC36_14 - C36_14 YEAR OF LIFE AWAY, 14-PQ

Type	Code
Measurement Unit	numeric

PC36_14	36_14. During which years of (his/ her) life has {NAME} been away from you for at least 6 months? Age 14
0	not marked
1	marked



Type	Code
Measurement Unit	numeric
PC36_15	36_15. During which years of (his/ her) life has {NAME} been away from you for at least 6 months? Age 15
0	not marked
1	marked



Type	Code
Measurement Unit	numeric
PC36_16	36_16. During which years of (his/ her) life has {NAME} been away from you for at least 6 months? Age 16
0	not marked
1	marked



Type	Code
Measurement Unit	numeric
PC36_17	36_17. During which years of (his/ her) life has {NAME} been away from you for at least 6 months? Age 17
0	not marked
1	marked



Type	Code
Measurement Unit	numeric
PC36_18	36_18. During which years of (his/ her) life has {NAME} been away from you for at least 6 months? Age 18
0	not marked
1	marked



Type	Code
Measurement Unit	numeric
PC36_19	36_19. During which years of (his/ her) life has {NAME} been away from you for at least 6 months? Age 19
0	not marked
1	marked



Type	Code
Measurement Unit	numeric
PC37	37. Is (he/ she) mentally retarded?
0	no
1	yes



Type	Code
Measurement Unit	numeric
PC38	38. Does (he/ she) have a specific learning disability, such as difficulties with attention, dyslexia, or some other reading, spelling, writing, or math disability?
0	no
1	yes



Type	Code
Measurement Unit	numeric
PC39	39. During the past 12 months did (he/ she) receive any type of special education service?
0	no
1	yes



Type	Code
Measurement Unit	numeric
PC40	40. Does (he/ she) use tobacco regularly, that is, once a week or more?

0	no
1	yes

 PC41 - C41 DRINK ALCOHOL-PQ

Type	Code
Measurement Unit	numeric
PC41	41. Does (he/ she) drink alcohol at least once a month?
0	no
1	yes

 PC42A - C42A DISCUSS SEX, DO NOT KNOW ENOUGH-PQ

Type	Code
Measurement Unit	numeric
PC42A	42A. How much do you agree or disagree with each of the following statements? You really don't know enough about sex and birth control to talk about them with {NAME}.
1	strongly agree
2	agree
3	neither agree nor disagree
4	disagree
5	strongly disagree

 PC42B - C42B DISCUSS SEX, EMBARRASS-PQ

Type	Code
Measurement Unit	numeric
PC42B	42B. How much do you agree or disagree with each of the following statements? It would embarrass {NAME} to talk to you about sex and birth control.
1	strongly agree
2	agree
3	neither agree nor disagree
4	disagree
5	strongly disagree

 PC42C - C42C DISCUSS SEX, DIFFICULT-PQ

Type	Code
Measurement Unit	numeric
PC42C	42C. How much do you agree or disagree with each of the following statements? It would be difficult for you to explain things if you talked with {NAME} about sex and birth control.
1	strongly agree
2	agree
3	neither agree nor disagree
4	disagree
5	strongly disagree

 PC42D - C42D DISCUSS SEX, GET INFO ELSEWHERE-PQ

Type	Code
Measurement Unit	numeric
PC42D	42D. How much do you agree or disagree with each of the following statements? {NAME} will get the information somewhere else, so you don't really need to talk to (him/ her) about sex and birth control.
1	strongly agree
2	agree
3	neither agree nor disagree
4	disagree
5	strongly disagree

 PC42E - C42E DISCUSS SEX, ENCOURAGE SEX-PQ

Type	Code
Measurement Unit	numeric
PC42E	42E. How much do you agree or disagree with each of the following statements? Talking about birth control with {NAME} would only encourage (him/ her) to have sex.
1	strongly agree
2	agree
3	neither agree nor disagree
4	disagree
5	strongly disagree

 PC43AA - C43AA TALK ABOUT, PREGNANCY-PQ

Type	Code
Measurement Unit	numeric
PC43AA	43AA. How much have you and {NAME} talked about (his/ her) having sexual intercourse and the negative or bad things that would happen if [he got someone/ she got] pregnant?
1	not at all
2	somewhat
3	a moderate amount
4	a great deal

 PC43AB - C43AB TALK ABOUT, DANGERS OF STD-PQ

Type	Code
Measurement Unit	numeric
PC43AB	43AB. How much have you and {NAME} talked about (his/ her) having sexual intercourse and the dangers of getting a sexually transmitted disease?
1	not at all
2	somewhat
3	a moderate amount
4	a great deal

 PC43AC - C43AC TALK ABOUT, IMPACT ON SOCIAL-PQ

Type	Code
Measurement Unit	numeric
PC43AC	43AC. How much have you and {NAME} talked about (his/ her) having sexual intercourse and the negative or bad impact on (his/ her) social life because (he/ she) would lose the respect of others?
1	not at all
2	somewhat
3	a moderate amount
4	a great deal

 PC43AD - C43AD TALK ABOUT, MORAL ISSUES-PQ

Type	Code
Measurement Unit	numeric

PC43AD	43AD. How much have you and {NAME} talked about (his/ her) having sexual intercourse and the moral issues of not having sexual intercourse?
1	not at all
2	somewhat
3	a moderate amount
4	a great deal

 PC43BA - C43BA HOW MUCH TALKED, BIRTH CONTROL-PQ

Type	Code
Measurement Unit	numeric
PC43BA	43BA. How much have you talked to {NAME}: about birth control?
1	not at all
2	somewhat
3	a moderate amount
4	a great deal

 PC43BB - C43BB HOW MUCH TALKED, SEX-PQ

Type	Code
Measurement Unit	numeric
PC43BB	43BB. How much have you talked to {NAME}: about sex?
1	not at all
2	somewhat
3	a moderate amount
4	a great deal

 PC44A - C44A AGREE, SATISFIED W/RELATIONSHIP-PQ

Type	Code
Measurement Unit	numeric
PC44A	44A. How much do you agree or disagree with each of the following statements? Overall, you are satisfied with your relationship with {NAME}
1	strongly agree
2	agree
3	neither agree nor disagree
4	disagree

5	strongly disagree
---	-------------------

 PC44B - C44B AGREE, DISAPPROVE OF SEX NOW-PQ

Type	Code
Measurement Unit	numeric
PC44B	44B. How much do you agree or disagree with each of the following statements? You disapprove of {NAME}'s having sexual intercourse at this time in (his/ her) life.
1	strongly agree
2	agree
3	neither agree nor disagree
4	disagree
5	strongly disagree

 PC44C - C44C AGREE, SEX OK W/SPECIAL FRIEND-PQ

Type	Code
Measurement Unit	numeric
PC44C	44C. How much do you agree or disagree with each of the following statements? If it was with someone who was special to (him/ her) and whom (he/ she) knew well such as a steady (girlfriend/ boyfriend), you would not mind if {NAME} had sexual intercourse
1	strongly agree
2	agree
3	neither agree nor disagree
4	disagree
5	strongly disagree

 PC44D - C44D AGREE, RECOMMEND BIRTH CONTROL-PQ

Type	Code
Measurement Unit	numeric
PC44D	44D. How much do you agree or disagree with each of the following statements? You have recommended a specific method of birth control to {NAME}.
1	strongly agree
2	agree
3	neither agree nor disagree

4	disagree
5	strongly disagree

 PC45 - C45 THINK HAS BEEN ON DATE-PQ

Type	Code
Measurement Unit	numeric
PC45	45. Do you think that (he/ she) has ever gone out on a date?
0	no
1	yes

 PC46 - C46 THINK HAS KISSED/NECKED-PQ

Type	Code
Measurement Unit	numeric
PC46	46. Do you think that (he/ she) has ever kissed and necked?
0	no
1	yes

 PC47 - C47 THINK HAS HAD INTERCOURSE-PQ

Type	Code
Measurement Unit	numeric
PC47	47. Do you think that (he/ she) has ever had sexual intercourse?
0	no
1	yes

 PC48 - C48 THINK AGE FIRST INTERCOURSE-PQ

Type	Code
Measurement Unit	numeric
PC48	48. How old do you think (he/ she) was when (he/ she) first had sexual intercourse?
8	8
9	9
10	10
11	11
12	12
13	13

14	14
15	15
16	16
17	17
18	18

 PC49A_1 - C49A_1 HEALTH PROB/OBESITY/ADOL.-PQ

Type	Code
Measurement Unit	numeric
PC49A_1	49A_1. For each of the following health problems, please tell me whether {NAME} has it now. Also please tell me whether (his/ her) biological mother or (his/ her) biological father has it now. Obesity {NAME} has?
0	no
1	yes

 PC49A_2 - C49A_2 HEALTH PROB/OBESITY/BIO MOM-PQ

Type	Code
Measurement Unit	numeric
PC49A_2	49A_2. For each of the following health problems, please tell me whether {NAME} has it now. Also please tell me whether (his/ her) biological mother or (his/ her) biological father has it now. Obesity (His/ her) biological mother has?
0	no
1	yes

 PC49A_3 - C49A_3 HEALTH PROB/OBESITY/BIO DAD-PQ

Type	Code
Measurement Unit	numeric
PC49A_3	49A_3. For each of the following health problems, please tell me whether {NAME} has it now. Also please tell me whether (his/ her) biological mother or (his/ her) biological father has it now. Obesity (His/ her) biological father has?
0	no
1	yes

 PC49B_1 - C49B_1 HEALTH PROB/MIGRAINE/ADOL.-PQ

Type	Code
------	------

Measurement Unit	numeric
PC49B_1	49B_1. For each of the following health problems, please tell me whether {NAME} has it now. Also please tell me whether (his/ her) biological mother or (his/ her) biological father has it now. Migraine headaches {NAME} has?
0	no
1	yes

 PC49B_2 - C49B_2 HEALTH PROB/MIGRAINE/BIO MOM-PQ

Type	Code
Measurement Unit	numeric
PC49B_2	49B_2. For each of the following health problems, please tell me whether {NAME} has it now. Also please tell me whether (his/ her) biological mother or (his/ her) biological father has it now. Migraine headaches (His/ her) biological mother has?
0	no
1	yes

 PC49B_3 - C49B_3 HEALTH PROB/MIGRAINE/BIO DAD-PQ

Type	Code
Measurement Unit	numeric
PC49B_3	49B_3. For each of the following health problems, please tell me whether {NAME} has it now. Also please tell me whether (his/ her) biological mother or (his/ her) biological father has it now. Migraine headaches (His/ her) biological father has?
0	no
1	yes

 PC49C_1 - C49C_1 HEALTH PROB/ALLERGIES/ADOL.-PQ

Type	Code
Measurement Unit	numeric
PC49C_1	49C_1. For each of the following health problems, please tell me whether {NAME} has it now. Also please tell me whether (his/ her) biological mother or (his/ her) biological father has it now. Allergies or hay fever {NAME} has?
0	no
1	yes

 PC49C_2 - C49C_2 HEALTH PROB/ALLERGIES/BIO MOM-PQ

Type	Code
------	------

Measurement Unit	numeric
PC49C_2	49C_2. For each of the following health problems, please tell me whether {NAME} has it now. Also please tell me whether (his/ her) biological mother or (his/ her) biological father has it now. Allergies or hay fever (His/ her) biological mother has?
0	no
1	yes

 PC49C_3 - C49C_3 HEALTH PROB/ALLERGIES/BIO DAD-PQ

Type	Code
Measurement Unit	numeric
PC49C_3	49C_3. For each of the following health problems, please tell me whether {NAME} has it now. Also please tell me whether (his/ her) biological mother or (his/ her) biological father has it now. Allergies or hay fever (His/ her) biological father has?
0	no
1	yes

 PC49D_1 - C49D_1 HEALTH PROB/ASTHMA/ADOL.-PQ

Type	Code
Measurement Unit	numeric
PC49D_1	49D_1. For each of the following health problems, please tell me whether {NAME} has it now. Also please tell me whether (his/ her) biological mother or (his/ her) biological father has it now. Asthma or emphysema {NAME} has?
0	no
1	yes

 PC49D_2 - C49D_2 HEALTH PROB/ASTHMA/BIO MOM-PQ

Type	Code
Measurement Unit	numeric
PC49D_2	49D_2. For each of the following health problems, please tell me whether {NAME} has it now. Also please tell me whether (his/ her) biological mother or (his/ her) biological father has it now. Asthma or emphysema (His/ her) biological mother has?
0	no
1	yes

 PC49D_3 - C49D_3 HEALTH PROB/ASTHMA/BIO DAD-PQ

Type	Code
Measurement Unit	numeric
PC49D_3	49D_3. For each of the following health problems, please tell me whether {NAME} has it now. Also please tell me whether (his/ her) biological mother or (his/ her) biological father has it now. Asthma or emphysema (His/ her) biological father has?
0	no
1	yes

 PC49E_1 - C49E_1 HEALTH PROB/ALCOHOLISM/ADOL.-PQ

Type	Code
Measurement Unit	numeric
PC49E_1	49E_1. For each of the following health problems, please tell me whether {NAME} has it now. Also please tell me whether (his/ her) biological mother or (his/ her) biological father has it now. Alcoholism {NAME} has?
0	no
1	yes

 PC49E_2 - C49E_2 HEALTH PROB/ALCOHOLISM/BIO MOM-PQ

Type	Code
Measurement Unit	numeric
PC49E_2	49E_2. For each of the following health problems, please tell me whether {NAME} has it now. Also please tell me whether (his/ her) biological mother or (his/ her) biological father has it now. Alcoholism (His/ her) biological mother has?
0	no
1	yes

 PC49E_3 - C49E_3 HEALTH PROB/ALCOHOLISM/BIO DAD-PQ

Type	Code
Measurement Unit	numeric
PC49E_3	49E_3. For each of the following health problems, please tell me whether {NAME} has it now. Also please tell me whether (his/ her) biological mother or (his/ her) biological father has it now. Alcoholism (His/ her) biological father has?
0	no
1	yes

 PC49F_1 - C49F_1 HEALTH PROB/DIABETES/ADOL.-PQ

Type	Code
Measurement Unit	numeric
PC49F_1	49F_1. For each of the following health problems, please tell me whether {NAME} has it now. Also please tell me whether (his/ her) biological mother or (his/ her) biological father has it now. Diabetes {NAME} has?
0	no
1	yes

 PC49F_2 - C49F_2 HEALTH PROB/DIABETES/BIO MOM-PQ

Type	Code
Measurement Unit	numeric
PC49F_2	49F_2. For each of the following health problems, please tell me whether {NAME} has it now. Also please tell me whether (his/ her) biological mother or (his/ her) biological father has it now. Diabetes (His/ her) biological mother has?
0	no
1	yes

 PC49F_3 - C49F_3 HEALTH PROB/DIABETES/BIO DAD-PQ

Type	Code
Measurement Unit	numeric
PC49F_3	49F_3. For each of the following health problems, please tell me whether {NAME} has it now. Also please tell me whether (his/ her) biological mother or (his/ her) biological father has it now. Diabetes (His/ her) biological father has?
0	no
1	yes

 PC50 - C50 DIFFICULTY USING HANDS/ARMS-PQ

Type	Code
Measurement Unit	numeric
PC50	50. Does {NAME} have difficulty using (his/ her) hands or arms?
0	no
1	yes

 PC51 - C51 DIFFICULTY USING FEET/LEGS-PQ

Type	Code
Measurement Unit	numeric
PC51	51. Does (he/ she) have difficulty using (his/ her) feet or legs?
0	no
1	yes

 PC53 - C53 CONSIDER A DISABILITY-PQ

Type	Code
Measurement Unit	numeric
PC53	53. Do you consider {NAME} to have a disability?
0	no
1	yes

 PC54 - C54 OTHERS CONSIDER DISABILITY-PQ

Type	Code
Measurement Unit	numeric
PC54	54. Would other people consider [him/ her] to have a disability?
0	no
1	yes

 PC55 - C55 CAUSED BY PHYSICAL CONDITION-PQ

Type	Code
Measurement Unit	numeric
PC55	55. Are (his/ her) difficulties caused by a physical condition?
0	no
1	yes

 PC58 - C58 ACCIDENT OR DISEASE-PQ

Type	Code
Measurement Unit	numeric
PC58	58. Did the condition result from an accident, or from a disease, or was it present at birth?
1	accident
2	disease
3	present at birth

 PC59 - C59 AGE WHEN OCCURRED-PQ

Type	Numeric (Double)
PC59	59. How old was {NAME} when this condition first occurred?

 PC60_1 - C60_1 AFFECTED, RIGHT HAND-PQ

Type	Code
Measurement Unit	numeric
PC60_1	60_1. What parts of the body are affected by this condition? entire right hand
0	not marked
1	marked

 PC60_2 - C60_2 AFFECTED, RIGHT FINGERS-PQ

Type	Code
Measurement Unit	numeric
PC60_2	60_2. What parts of the body are affected by this condition? fingers of right hand
0	not marked
1	marked

 PC60_3 - C60_3 AFFECTED, LEFT HAND-PQ

Type	Code
Measurement Unit	numeric
PC60_3	60_3. What parts of the body are affected by this condition? entire left hand
0	not marked
1	marked

 PC60_4 - C60_4 AFFECTED, LEFT FINGERS-PQ

Type	Code
Measurement Unit	numeric
PC60_4	60_4. What parts of the body are affected by this condition? fingers of left hand
0	not marked
1	marked

 PC60_5 - C60_5 AFFECTED, UPPER RIGHT ARM-PQ

Type	Code
------	------

Measurement Unit	numeric
PC60_5	60_5. What parts of the body are affected by this condition? upper right arm
0	not marked
1	marked

 PC60_6 - C60_6 AFFECTED, LOWER RIGHT ARM-PQ

Type	Code
Measurement Unit	numeric
PC60_6	60_6. What parts of the body are affected by this condition? lower right arm
0	not marked
1	marked

 PC60_7 - C60_7 AFFECTED, UPPER LEFT ARM-PQ

Type	Code
Measurement Unit	numeric
PC60_7	60_7. What parts of the body are affected by this condition? upper left arm
0	not marked
1	marked

 PC60_8 - C60_8 AFFECTED, LOWER LEFT ARM-PQ

Type	Code
Measurement Unit	numeric
PC60_8	60_8. What parts of the body are affected by this condition? lower left arm
0	not marked
1	marked

 PC60_9 - C60_9 AFFECTED, RIGHT FOOT-PQ

Type	Code
Measurement Unit	numeric
PC60_9	60_9. What parts of the body are affected by this condition? entire right foot
0	not marked
1	marked

 PC60_10 - C60_10 AFFECTED, RIGHT TOES-PQ

Type	Code
Measurement Unit	numeric

PC60_10	60_10. What parts of the body are affected by this condition? toes of right foot
0	not marked
1	marked

 PC60_11 - C60_11 AFFECTED, LEFT FOOT-PQ

Type	Code
Measurement Unit	numeric
PC60_11	60_11. What parts of the body are affected by this condition? entire left foot
0	not marked
1	marked

 PC60_12 - C60_12 AFFECTED, LEFT TOES-PQ

Type	Code
Measurement Unit	numeric
PC60_12	60_12. What parts of the body are affected by this condition? toes of left foot
0	not marked
1	marked

 PC60_13 - C60_13 AFFECTED, UPPER RIGHT LEG-PQ

Type	Code
Measurement Unit	numeric
PC60_13	60_13. What parts of the body are affected by this condition? upper right leg
0	not marked
1	marked

 PC60_14 - C60_14 AFFECTED, LOWER RIGHT LEG-PQ

Type	Code
Measurement Unit	numeric
PC60_14	60_14. What parts of the body are affected by this condition? lower right leg
0	not marked
1	marked

 PC60_15 - C60_15 AFFECTED, UPPER LEFT LEG-PQ

Type	Code
Measurement Unit	numeric

PC60_15	60_15. What parts of the body are affected by this condition? upper left leg
0	not marked
1	marked

 PC60_16 - C60_16 AFFECTED, LOWER LEFT LEG-PQ

Type	Code
Measurement Unit	numeric
PC60_16	60_16. What parts of the body are affected by this condition? lower left leg
0	not marked
1	marked

 PC60_17 - C60_17 AFFECTED, BACK-PQ

Type	Code
Measurement Unit	numeric
PC60_17	60_17. What parts of the body are affected by this condition? Back
0	not marked
1	marked

 PC60_18 - C60_18 AFFECTED, OTHER-PQ

Type	Code
Measurement Unit	numeric
PC60_18	60_18. What parts of the body are affected by this condition? Other
0	not marked
1	marked

 PC61A - C61A NEED HELP WITH EATING-PQ

Type	Code
Measurement Unit	numeric
PC61A	61A. Because of this condition, does {NAME} get help from another person: in eating?
0	no
1	yes

 PC61B - C61B NEED HELP WITH BATHING-PQ

Type	Code
Measurement Unit	numeric

PC61B	61B. Because of this condition, does {NAME} get help from another person: in bathing?
0	no
1	yes

 PC61C - C61C NEED HELP WITH DRESSING-PQ

Type	Code
Measurement Unit	numeric
PC61C	61C. Because of this condition, does {NAME} get help from another person: in dressing?
0	no
1	yes

 PC61D - C61D NEED HELP WITH TOILET-PQ

Type	Code
Measurement Unit	numeric
PC61D	61D. Because of this condition, does {NAME} get help from another person: in getting on or off the toilet?
0	no
1	yes

 PC62_1 - C62_1 EQUIPMENT, CANE-PQ

Type	Code
Measurement Unit	numeric
PC62_1	62_1. What special equipment must {NAME} use as a result of this condition? Cane
0	not marked
1	marked

 PC62_2 - C62_2 EQUIPMENT, CRUTCHES-PQ

Type	Code
Measurement Unit	numeric
PC62_2	62_2. What special equipment must {NAME} use as a result of this condition? crutches/ walker
0	not marked
1	marked

 PC62_4 - C62_4 EQUIPMENT, MEDICAL SHOES-PQ


Type	Code
Measurement Unit	numeric
PC62_4	62_4. What special equipment must {NAME} use as a result of this condition? medically prescribed shoes
0	not marked
1	marked

 PC62_5 - C62_5 EQUIPMENT, MANUAL WHEELCHAIR-PQ

Type	Code
Measurement Unit	numeric
PC62_5	62_5. What special equipment must {NAME} use as a result of this condition? manual wheelchair/ powered wheelchair/ scooter
0	not marked
1	marked

 PC62_8 - C62_8 EQUIPMENT, BRACE-PQ

Type	Code
Measurement Unit	numeric
PC62_8	62_8. What special equipment must {NAME} use as a result of this condition? brace (arm, hand, foot, or leg)
0	not marked
1	marked

 PC62_10 - C62_10 EQUIPMENT, OTHER-PQ

Type	Code
Measurement Unit	numeric
PC62_10	62_10. What special equipment must {NAME} use as a result of this condition? Other
0	not marked
1	marked


 PC62_11 - C62_11 EQUIPMENT, NONE-PQ

Type	Code
Measurement Unit	numeric

PC62_11	62_11. What special equipment must {NAME} use as a result of this condition? None
0	not marked
1	marked

 PC63 - C63 ALWAYS LIVED IN PRESENT HOME-PQ

Type	Code
Measurement Unit	numeric
PC63	63. Has {NAME} always lived, since (he/ she) was born, in the house or apartment building where (he/ she) lives now?
0	no
1	yes

 PC64 - C64 BORN IN U.S.-PQ

Type	Code
Measurement Unit	numeric
PC64	64. Was {NAME} born in the United States?
0	no
1	yes

 PC65_M - C65_M MOVED TO U.S., MONTH-PQ

Type	Code
Measurement Unit	numeric
PC65_M	65M. In what month and year did (he/ she) first move to the United States to live? month
1	January
2	February
3	March
4	April
5	May
6	June
7	July
8	August
9	September
10	October

11	November
12	December

 PC65_Y - C65_Y MOVED TO U.S., YEAR-PQ

Type	Code
Measurement Unit	numeric
PC65_Y	65Y. In what month and year did (he/ she) first move to the United States to live? year
1	1977
2	1978
3	1979
4	1980
5	1981
6	1982
7	1983
8	1984
9	1985
10	1986
11	1987
12	1988
13	1989
14	1990
15	1991
16	1992
17	1993
18	1994-95

 PC66_M - C66_M MOVED TO CURRENT HOME, MONTH-PQ

Type	Code
Measurement Unit	numeric
PC66_M	66M. In what month and year did (he/ she) move to the house or apartment building (he/ she) lives in now? month
1	January

2	February
3	March
4	April
5	May
6	June
7	July
8	August
9	September
10	October
11	November
12	December



Type	Code
Measurement Unit	numeric
PC66_Y	66Y. In what month and year did (he/ she) move to the house or apartment building (he/ she) lives in now? year
1	1977
2	1978
3	1979
4	1980
5	1981
6	1982
7	1983
8	1984
9	1985
10	1986
11	1987
12	1988
13	1989
14	1990
15	1991

16	1992
17	1993
18	1994
19	1995

 PC68_M - C68_M MOVED TO PREVIOUS HOME, MONTH-PQ

Type	Code
Measurement Unit	numeric
PC68_M	68M. In what month and year did name move to that house or apartment building? month
1	January
2	February
3	March
4	April
5	May
6	June
7	July
8	August
9	September
10	October
11	November
12	December
20	(He/she) lived there at birth

 PC68_Y - C68_Y MOVED TO PREVIOUS HOME, YEAR-PQ

Type	Code
Measurement Unit	numeric
PC68_Y	68Y. In what month and year did name move to that house or apartment building? year
1	1977
2	1978
3	1979
4	1980

5	1981
6	1982
7	1983
8	1984
9	1985
10	1986
11	1987
12	1988
13	1989
14	1990
15	1991
16	1992
17	1993
18	1994
19	1995
20	(He/she) lived there at birth

 PC69 - C69 TWIN-PQ

Type	Code
Measurement Unit	numeric
PC69	69. Is {NAME} a twin?
0	no
1	yes

 PD2 - D2 IDENTICAL OR FRATERNAL-PQ

Type	Code
Measurement Unit	numeric
PD2	2. In your opinion are {NAME} and {NAME} identical twins or fraternal tw ins?
1	definitely identical
2	probably identical
3	definitely fraternal
4	probably fraternal

 PD3 - D3 ALIKE THROUGH AGE EIGHT-PQ

Type	Code
Measurement Unit	numeric
PD3	3. Until they were 8 years old, how alike were the twins?
1	as alike as two peas in a pod
2	of a normal family likeness

 PD4A - D4A CONFUSED, RESPONDENT-PQ

Type	Code
Measurement Unit	numeric
PD4A	4A. When the twins were young children: How often were you confused about which was which?
1	frequently
2	occasionally
3	never

 PD4B - D4B CONFUSED, FATHER-PQ

Type	Code
Measurement Unit	numeric
PD4B	4B. When the twins were young children: How often was their father confused?
1	frequently
2	occasionally
3	never

 PD4C - D4C CONFUSED, SIBLINGS-PQ

Type	Code
Measurement Unit	numeric
PD4C	4C. When the twins were young children: How often were their siblings confused?
1	frequently
2	occasionally
3	never

 PD4D - D4D CONFUSED, GRANDPARENTS-PQ

Type	Code
Measurement Unit	numeric
PD4D	4D. When the twins were young children: How often were their grandparents confused?
1	frequently
2	occasionally
3	never

 PD4E - D4E CONFUSED, TEACHERS-PQ

Type	Code
Measurement Unit	numeric
PD4E	4E. When the twins were young children: How often were their teachers confused?
1	frequently
2	occasionally
3	never

 PD4F - D4F CONFUSED, STRANGERS-PQ

Type	Code
Measurement Unit	numeric
PD4F	4F. When the twins were young children: How often were strangers confused?
1	frequently
2	occasionally
3	never

 PD5 - D5 SAME RESPONDENT AS CORE SECTION-PQ

Type	Code
Measurement Unit	numeric
PD5	5. Is the person who answered for this child the same person who completed the core section of the questionnaire?
0	no
1	yes

 PD5A - D5A ANOTHER SAMPLED ADOLESCENT-PQ

Type	Code
------	------

Measurement Unit	numeric
PD5A	5A. Is there another sampled adolescent?
0	no
1	yes

Physical Instances

 Parents (1995)

Title	Parents (1995)
Description	Data from Parents (1995) is located in Wave I In-Home Interview Data, wave1.xpt.
File Name	parent1.sas7bdat
Case Quantity	20745
Variable Count	353

 PA1 - A1 SEX OF RESPONDENT-PQ

Type	Code
Measurement Unit	numeric
PA1	1. Record the respondent's sex.

			Frequency	% of total	% of valid
Valid	1	male	1142	5.5%	6.67%
	2	female	15983	77.05%	93.33%
	Total		17,125	82.55%	100%
Missing	.	missing	3620	17.45%	
	Total		3,620	17.45%	

Valid	Invalid	Minimum	Maximum
17125	3620	1	2

 PA2 - A2 AGE OF RESPONDENT-PQ

Type	Numeric (Double)
PA2	2. How old are you?

			Frequency	% of total	% of valid
Missing	.	missing	3143	15.15%	
	996	refused	74	0.36%	
	Total		3,217	15.51%	

Valid	Invalid	Minimum	Maximum	Mean	StdDev

17528	3217	18	89	41.943461...	6.7933703...
-------	------	----	----	--------------	--------------

PA3 - A3 BORN IN U.S.-PQ

Type	Code
Measurement Unit	numeric
PA3	3. Were you born in the United States?

			Frequency	% of total	% of valid
Valid	0	no	3014	14.53%	17.11%
	1	yes	14598	70.37%	82.89%
	Total		17,612	84.9%	100%
Missing	.	missing	3125	15.06%	
	6	refused	8	0.04%	
	Total		3,133	15.1%	

Valid	Invalid	Minimum	Maximum
17612	3133	0	1

PA4 - A4 HISPANIC ORIGIN?-PQ

Type	Code
Measurement Unit	numeric
PA4	4. Are you of Hispanic or Latino origin?

			Frequency	% of total	% of valid
Valid	0	no	14931	71.97%	85.19%
	1	yes	2595	12.51%	14.81%
	Total		17,526	84.48%	100%
Missing	.	missing	3209	15.47%	
	6	refused	10	0.05%	
	Total		3,219	15.52%	

Valid	Invalid	Minimum	Maximum
17526	3219	0	1

PA5_1 - A5_1 HISPANIC, MEX./MEX. AM.-PQ

Type	Code
Measurement Unit	numeric
PA5_1	5_1. What is your Hispanic background? Mexican/ Mexican American

			Frequency	% of total	% of valid
Valid	0	not marked	1367	6.59%	53.34%
	1	marked	1196	5.77%	46.66%

		Total	2,563	12.35%	100%
Missing	.	missing	3243	15.63%	
	6	refused	8	0.04%	
	7	legitimate skip	14931	71.97%	
		Total	18,182	87.65%	

Valid	Invalid	Minimum	Maximum
2563	18182	0	1

PA5_2 - A5_2 HISPANIC, CHICANO-PQ

Type	Code
Measurement Unit	numeric
PA5_2	5_2. What is your Hispanic background? Chicano

			Frequency	% of total	% of valid
Valid	0	not marked	2522	12.16%	98.4%
	1	marked	41	0.2%	1.6%
		Total	2,563	12.35%	100%
Missing	.	missing	3243	15.63%	
	6	refused	8	0.04%	
	7	legitimate skip	14931	71.97%	
		Total	18,182	87.65%	

Valid	Invalid	Minimum	Maximum
2563	18182	0	1

PA5_3 - A5_3 HISPANIC, CUBAN/CUBAN AM.-PQ

Type	Code
Measurement Unit	numeric
PA5_3	5_3. What is your Hispanic background? Cuban/ Cuban American

			Frequency	% of total	% of valid
Valid	0	not marked	2134	10.29%	83.26%
	1	marked	429	2.07%	16.74%
		Total	2,563	12.35%	100%
Missing	.	missing	3243	15.63%	
	6	refused	8	0.04%	
	7	legitimate skip	14931	71.97%	
		Total	18,182	87.65%	

Valid	Invalid	Minimum	Maximum
2563	18182	0	1

 PA5_4 - A5_4 HISPANIC, PUERTO RICAN-PQ

Type	Code
Measurement Unit	numeric
PA5_4	5_4. What is your Hispanic background? Puerto Rican

			Frequency	% of total	% of valid
Valid	0	not marked	2164	10.43%	84.43%
	1	marked	399	1.92%	15.57%
Total			2,563	12.35%	100%
Missing	.	missing	3243	15.63%	
	6	refused	8	0.04%	
	7	legitimate skip	14931	71.97%	
Total			18,182	87.65%	

Valid	Invalid	Minimum	Maximum
2563	18182	0	1

 PA5_5 - A5_5 HISPANIC, CENTRAL/SOUTH AM.-PQ

Type	Code
Measurement Unit	numeric
PA5_5	5_5. What is your Hispanic background? Central/ South American

			Frequency	% of total	% of valid
Valid	0	not marked	2244	10.82%	87.55%
	1	marked	319	1.54%	12.45%
Total			2,563	12.35%	100%
Missing	.	missing	3243	15.63%	
	6	refused	8	0.04%	
	7	legitimate skip	14931	71.97%	
Total			18,182	87.65%	

Valid	Invalid	Minimum	Maximum
2563	18182	0	1


 PA5_6 - A5_6 HISPANIC, OTHER-PQ

Type	Code
Measurement Unit	numeric
PA5_6	5_6. What is your Hispanic background? other Hispanic

			Frequency	% of total	% of valid
Valid	0	not marked	2353	11.34%	91.81%
	1	marked	210	1.01%	8.19%

		Total	2,563	12.35%	100%
Missing	.	missing	3243	15.63%	
	6	refused	8	0.04%	
	7	legitimate skip	14931	71.97%	
		Total	18,182	87.65%	

Valid	Invalid	Minimum	Maximum
2563	18182	0	1

 PA5_7 - A5_7 HISPANIC, UNKNOWN-PQ

Type	Code
Measurement Unit	numeric
PA5_7	5_7. What is your Hispanic background? I don't know

			Frequency	% of total	% of valid
Valid	0	not marked	2548	12.28%	99.41%
	1	marked	15	0.07%	0.59%
		Total	2,563	12.35%	100%
Missing	.	missing	3243	15.63%	
	6	refused	8	0.04%	
	7	legitimate skip	14931	71.97%	
		Total	18,182	87.65%	

Valid	Invalid	Minimum	Maximum
2563	18182	0	1

 PA6_1 - A6_1 RACE, WHITE-PQ

Type	Code
Measurement Unit	numeric
PA6_1	6_1. What is your race? White

			Frequency	% of total	% of valid
Valid	0	not marked	5899	28.44%	33.64%
	1	marked	11635	56.09%	66.36%
		Total	17,534	84.52%	100%
Missing	.	missing	3185	15.35%	
	6	refused	26	0.13%	
		Total	3,211	15.48%	

Valid	Invalid	Minimum	Maximum
17534	3211	0	1

 PA6_2 - A6_2 RACE, BLACK/AFRICAN AM.-PQ

Type	Code
Measurement Unit	numeric
PA6_2	6_2. What is your race? black/African American

			Frequency	% of total	% of valid
Valid	0	not marked	13709	66.08%	78.19%
	1	marked	3825	18.44%	21.81%
Total			17,534	84.52%	100%
Missing	.	missing	3185	15.35%	
	6	refused	26	0.13%	
Total			3,211	15.48%	

Valid	Invalid	Minimum	Maximum
17534	3211	0	1

 PA6_3 - A6_3 RACE, AMER. INDIAN/NATIVE AM.-PQ

Type	Code
Measurement Unit	numeric
PA6_3	6_3. What is your race? American Indian/Native American

			Frequency	% of total	% of valid
Valid	0	not marked	17010	82%	97.01%
	1	marked	524	2.53%	2.99%
Total			17,534	84.52%	100%
Missing	.	missing	3185	15.35%	
	6	refused	26	0.13%	
Total			3,211	15.48%	

Valid	Invalid	Minimum	Maximum
17534	3211	0	1

 PA6_4 - A6_4 RACE, ASIAN OR PAC. ISLANDER-PQ

Type	Code
Measurement Unit	numeric
PA6_4	6_4. What is your race? Asian or Pacific Islander

			Frequency	% of total	% of valid
Valid	0	not marked	16534	79.7%	94.3%
	1	marked	1000	4.82%	5.7%
Total			17,534	84.52%	100%

Missing	.	missing	3185	15.35%	
	6	refused	26	0.13%	
		Total	3,211	15.48%	

Valid	Invalid	Minimum	Maximum
17534	3211	0	1

PA6_5 - A6_5 RACE, OTHER-PQ

Type	Code
Measurement Unit	numeric
PA6_5	6_5. What is your race? other

			Frequency	% of total	% of valid
Valid	0	not marked	16481	79.45%	93.99%
	1	marked	1053	5.08%	6.01%
		Total	17,534	84.52%	100%
Missing	.	missing	3185	15.35%	
	6	refused	26	0.13%	
		Total	3,211	15.48%	

Valid	Invalid	Minimum	Maximum
17534	3211	0	1

PA7_1 - A7_1 ASIAN, CHINESE-PQ

Type	Code
Measurement Unit	numeric
PA7_1	7_1. What is your Asian background? Chinese

			Frequency	% of total	% of valid
Valid	0	not marked	777	3.75%	78.96%
	1	marked	207	1%	21.04%
		Total	984	4.74%	100%
Missing	.	missing	3217	15.51%	
	6	refused	10	0.05%	
	7	legitimate skip	16534	79.7%	
		Total	19,761	95.26%	

Valid	Invalid	Minimum	Maximum
984	19761	0	1

PA7_2 - A7_2 ASIAN, FILIPINO-PQ

Type	Code
------	------

Measurement Unit	numeric
PA7_2	7_2. What is your Asian background? Filipino

			Frequency	% of total	% of valid
Valid	0	not marked	505	2.43%	51.32%
	1	marked	479	2.31%	48.68%
Total			984	4.74%	100%
Missing	.	missing	3217	15.51%	
	6	refused	10	0.05%	
	7	legitimate skip	16534	79.7%	
Total			19,761	95.26%	

Valid	Invalid	Minimum	Maximum
984	19761	0	1

PA7_3 - A7_3 ASIAN, JAPANESE-PQ

Type	Code
Measurement Unit	numeric
PA7_3	7_3. What is your Asian background? Japanese

			Frequency	% of total	% of valid
Valid	0	not marked	907	4.37%	92.17%
	1	marked	77	0.37%	7.83%
Total			984	4.74%	100%
Missing	.	missing	3217	15.51%	
	6	refused	10	0.05%	
	7	legitimate skip	16534	79.7%	
Total			19,761	95.26%	

Valid	Invalid	Minimum	Maximum
984	19761	0	1

PA7_4 - A7_4 ASIAN, ASIAN INDIAN-PQ

Type	Code
Measurement Unit	numeric
PA7_4	7_4. What is your Asian background? Asian Indian

			Frequency	% of total	% of valid
Valid	0	not marked	955	4.6%	97.05%
	1	marked	29	0.14%	2.95%
Total			984	4.74%	100%

Missing	.	missing	3217	15.51%	
	6	refused	10	0.05%	
	7	legitimate skip	16534	79.7%	
		Total	19,761	95.26%	

Valid	Invalid	Minimum	Maximum
984	19761	0	1

PA7_5 - A7_5 ASIAN, KOREAN-PQ

Type	Code
Measurement Unit	numeric
PA7_5	7_5. What is your Asian background? Korean

			Frequency	% of total	% of valid
Valid	0	not marked	933	4.5%	94.82%
	1	marked	51	0.25%	5.18%
		Total	984	4.74%	100%
Missing	.	missing	3217	15.51%	
	6	refused	10	0.05%	
	7	legitimate skip	16534	79.7%	
		Total	19,761	95.26%	

Valid	Invalid	Minimum	Maximum
984	19761	0	1

PA7_6 - A7_6 ASIAN, VIETNAMESE-PQ

Type	Code
Measurement Unit	numeric
PA7_6	7_6. What is your Asian background? Vietnamese

			Frequency	% of total	% of valid
Valid	0	not marked	938	4.52%	95.33%
	1	marked	46	0.22%	4.67%
		Total	984	4.74%	100%
Missing	.	missing	3217	15.51%	
	6	refused	10	0.05%	
	7	legitimate skip	16534	79.7%	
		Total	19,761	95.26%	

Valid	Invalid	Minimum	Maximum
984	19761	0	1

PA7_7 - A7_7 ASIAN, OTHER-PQ

Type	Code
Measurement Unit	numeric
PA7_7	7_7. What is your Asian background? other Asian

			Frequency	% of total	% of valid
Valid	0	not marked	850	4.1%	86.38%
	1	marked	134	0.65%	13.62%
	Total		984	4.74%	100%
Missing	.	missing	3217	15.51%	
	6	refused	10	0.05%	
	7	legitimate skip	16534	79.7%	
	Total		19,761	95.26%	

Valid	Invalid	Minimum	Maximum
984	19761	0	1

PA7_8 - A7_8 ASIAN, UNKNOWN-PQ

Type	Code
Measurement Unit	numeric
PA7_8	7_8. What is your Asian background? don't know

			Frequency	% of total	% of valid
Valid	0	not marked	976	4.7%	99.19%
	1	marked	8	0.04%	0.81%
	Total		984	4.74%	100%
Missing	.	missing	3217	15.51%	
	6	refused	10	0.05%	
	7	legitimate skip	16534	79.7%	
	Total		19,761	95.26%	

Valid	Invalid	Minimum	Maximum
984	19761	0	1

PA8B - A8B RACE, CHOOSE ONE ANSWER-PQ

Type	Code
Measurement Unit	numeric
PA8B	8B. Which ONE category best describes your racial background?

			Frequency	% of total	% of valid
--	--	--	-----------	------------	------------

Valid	1	white	233	1.12%	52.83%
	2	back/African American	90	0.43%	20.41%
	3	American Indian/Native American	47	0.23%	10.66%
	4	Asian or Pacific Islander	28	0.13%	6.35%
	5	other	43	0.21%	9.75%
		Total	441	2.13%	100%
Missing	.	missing	3097	14.93%	
	6	refused	9	0.04%	
	7	legitimate skip	17198	82.9%	
		Total	20,304	97.87%	

Valid	Invalid	Minimum	Maximum
441	20304	1	5

PA9 - A9 RACE, OBSERVATION OF INTERVIEWER-PQ

Type	Code
Measurement Unit	numeric
PA9	9. Mark the race of the respondent from your observation alone.

			Frequency	% of total	% of valid
Valid	1	white	12083	58.25%	70.88%
	2	back/African American	3759	18.12%	22.05%
	3	American Indian/Native American	256	1.23%	1.5%
	4	Asian or Pacific Islander	950	4.58%	5.57%
		Total	17,048	82.18%	100%
Missing	.	missing	3697	17.82%	
		Total	3,697	17.82%	

Valid	Invalid	Minimum	Maximum
17048	3697	1	4

PA10 - A10 MARITAL STATUS-PQ

Type	Code
Measurement Unit	numeric
PA10	10. What is your current marital status?

	Frequency	% of total	% of valid
--	-----------	------------	------------

Valid	1	single, never married	1073	5.17%	6.09%
	2	married	12310	59.34%	69.88%
	3	widowed	653	3.15%	3.71%
	4	divorced	2645	12.75%	15.01%
	5	seperated	936	4.51%	5.31%
		Total	17,617	84.92%	100%
Missing	.	missing	3112	15%	
	6	refused	16	0.08%	
		Total	3,128	15.08%	

Valid	Invalid	Minimum	Maximum
17617	3128	1	5

PA11 - A11 CURRENTLY DATING-PQ

Type	Code
Measurement Unit	numeric
PA11	11. Are you currently seeing or dating anyone?

			Frequency	% of total	% of valid
Valid	0	no	2854	13.76%	54.46%
	1	yes	2387	11.51%	45.54%
		Total	5,241	25.26%	100%
Missing	.	missing	3160	15.23%	
	6	refused	34	0.16%	
	7	legitimate skip	12310	59.34%	
		Total	15,504	74.74%	

Valid	Invalid	Minimum	Maximum
5241	15504	0	1

PA12 - A12 LEVEL OF EDUCATION-PQ

Type	Code
Measurement Unit	numeric
PA12	12. How far did you go in school?

			Frequency	% of total	% of valid
--	--	--	-----------	------------	------------

Valid	1	8th grade or less	1127	5.43%	6.43%
	2	more than 8th grade, but did not graduate from high school	1894	9.13%	10.81%
	3	went to a business, trade, or vocational school instead of high school	143	0.69%	0.82%
	4	high school graduate	4472	21.56%	25.51%
	5	completed a GED	655	3.16%	3.74%
	6	went to a business, trade or vocational school after high school	1730	8.34%	9.87%
	7	went to college, but did not graduate	3460	16.68%	19.74%
	8	graduated from a college or university	2463	11.87%	14.05%
	9	professional training beyond a 4-year college or university	1564	7.54%	8.92%
	10	never went to school	19	0.09%	0.11%
		Total	17,527	84.49%	100%
Missing	.	missing	3199	15.42%	
	96	refused	19	0.09%	
		Total	3,218	15.51%	

Valid	Invalid	Minimum	Maximum
17527	3218	1	10

PA13 - A13 WORK OUTSIDE HOME-PQ

Type	Code
Measurement Unit	numeric
PA13	13. Do you work outside the home?

			Frequency	% of total	% of valid
Valid	0	no	4755	22.92%	27%
	1	yes	12854	61.96%	73%
		Total	17,609	84.88%	100%
Missing	.	missing	3118	15.03%	
	6	refused	18	0.09%	
		Total	3,136	15.12%	

Valid	Invalid	Minimum	Maximum
17609	3136	0	1

PA14 - A14 WORK OUTSIDE HOME, LAST 12 MOS.-PQ

Type	Code
Measurement Unit	numeric
PA14	14. In the past 12 months, have you worked outside the home?

			Frequency	% of total	% of valid
Valid	0	no	3732	17.99%	78.54%
	1	yes	1020	4.92%	21.46%
Total			4,752	22.91%	100%
Missing	.	missing	3124	15.06%	
	6	refused	15	0.07%	
	7	legitimate skip	12854	61.96%	
Total			15,993	77.09%	

Valid	Invalid	Minimum	Maximum
4752	15993	0	1

PA15 - A15 EMPLOYED FULL TIME AT LAST JOB-PQ

Type	Code
Measurement Unit	numeric
PA15	15. Were you employed full time at your last job?

			Frequency	% of total	% of valid
Valid	0	no	412	1.99%	40.31%
	1	yes	610	2.94%	59.69%
Total			1,022	4.93%	100%
Missing	.	missing	3122	15.05%	
	6	refused	15	0.07%	
	7	legitimate skip	16586	79.95%	
Total			19,723	95.07%	

Valid	Invalid	Minimum	Maximum
1022	19723	0	1

PA16 - A16 UNEMPLOYED NOW, BUT LOOKING-PQ

Type	Code
Measurement Unit	numeric
PA16	16. Are you unemployed right now, but looking for a job?

			Frequency	% of total	% of valid
Valid	0	no	3704	17.85%	77.91%
	1	yes	1050	5.06%	22.09%
Total			4,754	22.92%	100%

Missing	.	missing	3122	15.05%	
	6	refused	15	0.07%	
	7	legitimate skip	12854	61.96%	
		Total	15,991	77.08%	

Valid	Invalid	Minimum	Maximum
4754	15991	0	1

PA17 - A17 EMPLOYED FULL TIME NOW-PQ

Type	Code
Measurement Unit	numeric
PA17	17. Are you employed full time?

			Frequency	% of total	% of valid
Valid	0	no	2583	12.45%	20.48%
	1	yes	10029	48.34%	79.52%
		Total	12,612	60.8%	100%
Missing	.	missing	3356	16.18%	
	6	refused	8	0.04%	
	7	legitimate skip	4769	22.99%	
		Total	8,133	39.2%	

Valid	Invalid	Minimum	Maximum
12612	8133	0	1

PA18 - A18 DISABLED-PQ

Type	Code
Measurement Unit	numeric
PA18	18. Are you disabled?

			Frequency	% of total	% of valid
Valid	0	no	16465	79.37%	93.61%
	1	yes	1124	5.42%	6.39%
		Total	17,589	84.79%	100%
Missing	.	missing	3127	15.07%	
	6	refused	29	0.14%	
		Total	3,156	15.21%	

Valid	Invalid	Minimum	Maximum
17589	3156	0	1

PA19 - A19 RETIRED-PQ

Type	Code
Measurement Unit	numeric
PA19	19. Are you retired from a job?

			Frequency	% of total	% of valid
Valid	0	no	17136	82.6%	97.45%
	1	yes	448	2.16%	2.55%
	Total		17,584	84.76%	100%
Missing	.	missing	3138	15.13%	
	6	refused	23	0.11%	
	Total		3,161	15.24%	

Valid	Invalid	Minimum	Maximum
17584	3161	0	1

PA20 - A20 HAPPY-PQ

Type	Code
Measurement Unit	numeric
PA20	20. In general, are you happy?

			Frequency	% of total	% of valid
Valid	0	no	733	3.53%	4.18%
	1	yes	16806	81.01%	95.82%
	Total		17,539	84.55%	100%
Missing	.	missing	3161	15.24%	
	6	refused	45	0.22%	
	Total		3,206	15.45%	

Valid	Invalid	Minimum	Maximum
17539	3206	0	1

PA21 - A21 RECEIVING PUBLIC ASSISTANCE-PQ

Type	Code
Measurement Unit	numeric
PA21	21. Are you receiving public assistance, such as welfare?

			Frequency	% of total	% of valid
Valid	0	no	15849	76.4%	90.31%
	1	yes	1701	8.2%	9.69%
	Total		17,550	84.6%	100%
Missing	.	missing	3168	15.27%	
	6	refused	27	0.13%	

	Total	3,195	15.4%
--	-------	-------	-------

Valid	Invalid	Minimum	Maximum
17550	3195	0	1

 PA22 - A22 RELIGION OF RESPONDENT-PQ

Type	Code
Measurement Unit	numeric
PA22	22. What is your religion?

			Frequency	% of total	% of valid
Valid	1	Adventist	54	0.26%	0.31%
	2	AME, AME Zion, CME	118	0.57%	0.67%
	3	Assemblies of God	134	0.65%	0.76%
	5	Baptist	4237	20.42%	24.11%
	6	Buddhist	96	0.46%	0.55%
	7	Catholic	5176	24.95%	29.46%
	8	Christian Church (Disciples of Christ)	677	3.26%	3.85%
	9	Christian Science	15	0.07%	0.09%
	10	Congregational	119	0.57%	0.68%
	11	Eastern Orthodox	45	0.22%	0.26%
	12	Episcopal	295	1.42%	1.68%
	13	Friends/ Quaker	9	0.04%	0.05%
	14	Hindu	26	0.13%	0.15%
	15	Holiness	256	1.23%	1.46%
	16	Islam, Moslem, Muslim	40	0.19%	0.23%
	17	Jehovah's Witness	250	1.21%	1.42%
	18	Jewish (Conservative, Reformed, Orthodox, or Reconstructionist)	147	0.71%	0.84%
	19	Latter Day Saints (Mormon)	204	0.98%	1.16%
	20	Lutheran	708	3.41%	4.03%
	21	Methodist	1285	6.19%	7.31%
	23	other Protestant	956	4.61%	5.44%
	24	other religion	392	1.89%	2.23%
	25	Pentecostal	754	3.63%	4.29%
	26	Presbyterian	455	2.19%	2.59%
	27	Unitarian	35	0.17%	0.2%
	28	none	1088	5.24%	6.19%
		Total	17,571	84.7%	100%
	Missing	.	missing	3133	15.1%
96		refused	41	0.2%	

	Total	3,174	15.3%
--	-------	-------	-------

Valid	Invalid	Minimum	Maximum
17571	3174	1	28

PA23 - A23 HOW OFTEN ATTEND REL. SERVICE-PQ

Type	Code
Measurement Unit	numeric
PA23	23. How often have you gone to religious services in the past year?

			Frequency	% of total	% of valid
Valid	1	once a week or more	6793	32.75%	41.16%
	2	less than once a week, but at least once a month	3283	15.83%	19.89%
	3	less than once a month	4169	20.1%	25.26%
	4	never	2258	10.88%	13.68%
		Total	16,503	79.55%	100%
Missing	.	missing	3111	15%	
	6	refused	43	0.21%	
	7	legitimate skip	1088	5.24%	
		Total	4,242	20.45%	

Valid	Invalid	Minimum	Maximum
16503	4242	1	4

PA24 - A24 IMPORTANCE OF RELIGION-PQ

Type	Code
Measurement Unit	numeric
PA24	24. How important is religion to you?

			Frequency	% of total	% of valid
Valid	1	very important	11257	54.26%	68.24%
	2	fairly important	4397	21.2%	26.65%
	3	fairly unimportant	645	3.11%	3.91%
	4	not important at all	198	0.95%	1.2%
		Total	16,497	79.52%	100%
Missing	.	missing	3122	15.05%	
	6	refused	38	0.18%	
	7	legitimate skip	1088	5.24%	
		Total	4,248	20.48%	

Valid	Invalid	Minimum	Maximum
16497	4248	1	4

 PA25 - A25 HOW OFTEN PRAY-PQ

Type	Code
Measurement Unit	numeric
PA25	25. How often do you pray?

			Frequency	% of total	% of valid
Valid	1	at least once a day	11855	57.15%	71.95%
	2	at least once a week	2325	11.21%	14.11%
	3	at least once a month	455	2.19%	2.76%
	4	from time to time, but less than once a month	1614	7.78%	9.8%
	5	never	227	1.09%	1.38%
Total			16,476	79.42%	100%
Missing	.	missing	3127	15.07%	
	6	refused	54	0.26%	
	7	legitimate skip	1088	5.24%	
Total			4,269	20.58%	

Valid	Invalid	Minimum	Maximum
16476	4269	1	5

 PA26 - A26 AGREEMENT W/SACRED SCRIPTURES-PQ

Type	Code
Measurement Unit	numeric
PA26	26. Do you agree or disagree that the sacred scriptures of your religion are the work of God and are completely without mistakes?

			Frequency	% of total	% of valid
Valid	1	agree	10896	52.52%	74%
	2	disagree	3714	17.9%	25.22%
	3	Religion has no sacred scriptures	115	0.55%	0.78%
Total			14,725	70.98%	100%
Missing	.	missing	3270	15.76%	
	6	refused	121	0.58%	
	7	legitimate skip	1088	5.24%	
	8	don't know	1541	7.43%	
Total			6,020	29.02%	

Valid	Invalid	Minimum	Maximum
-------	---------	---------	---------

14725	6020	1	3
-------	------	---	---

PA27A - A27A MEMBER, PTO-PQ

Type	Code
Measurement Unit	numeric
PA27A	27A. Please tell me whether you are a member of any of the following. Parent/teacher organization

			Frequency	% of total	% of valid
Valid	0	no	11868	57.21%	67.83%
	1	yes	5629	27.13%	32.17%
	Total		17,497	84.34%	100%
Missing	.	missing	3216	15.5%	
	6	refused	32	0.15%	
	Total		3,248	15.66%	

Valid	Invalid	Minimum	Maximum
17497	3248	0	1

PA27B - A27B MEMBER, MILITARY VETERANS ORG.-PQ

Type	Code
Measurement Unit	numeric
PA27B	27B. Please tell me whether you are a member of any of the following. Military veterans organization

			Frequency	% of total	% of valid
Valid	0	no	16949	81.7%	97.68%
	1	yes	403	1.94%	2.32%
	Total		17,352	83.64%	100%
Missing	.	missing	3370	16.24%	
	6	refused	23	0.11%	
	Total		3,393	16.36%	

Valid	Invalid	Minimum	Maximum
17352	3393	0	1

PA27C - A27C MEMBER, LABOR UNION-PQ

Type	Code
Measurement Unit	numeric
PA27C	27C. Please tell me whether you are a member of any of the following. Labor union

			Frequency	% of total	% of valid
--	--	--	-----------	------------	------------

Valid	0	no	15289	73.7%	88.24%
	1	yes	2037	9.82%	11.76%
		Total	17,326	83.52%	100%
Missing	.	missing	3394	16.36%	
	6	refused	25	0.12%	
		Total	3,419	16.48%	

Valid	Invalid	Minimum	Maximum
17326	3419	0	1

Type	Code
Measurement Unit	numeric
PA27D	27D. Please tell me whether you are a member of any of the following. Hobby or sports group, such as a bowling team or a ham radio club

			Frequency	% of total	% of valid
Valid	0	no	14725	70.98%	84.81%
	1	yes	2637	12.71%	15.19%
		Total	17,362	83.69%	100%
Missing	.	missing	3355	16.17%	
	6	refused	28	0.13%	
		Total	3,383	16.31%	

Valid	Invalid	Minimum	Maximum
17362	3383	0	1

Type	Code
Measurement Unit	numeric
PA27E	27E. Please tell me whether you are a member of any of the following. Civic or social organization, such as Junior League, Rotary, or Knights of Columbus

			Frequency	% of total	% of valid
Valid	0	no	14944	72.04%	85.98%
	1	yes	2436	11.74%	14.02%
		Total	17,380	83.78%	100%
Missing	.	missing	3337	16.09%	
	6	refused	28	0.13%	
		Total	3,365	16.22%	

Valid	Invalid	Minimum	Maximum
17380	3365	0	1

PA28A - A28A NEIGHBORHOOD, NEAR PAST JOB-PQ

Type	Code
Measurement Unit	numeric
PA28A	28A. Please tell me whether each of the following statements is true with regard to your present neighborhood. Your household lives here because this neighborhood is close to a place where you (or your spouse or partner) used to work.

			Frequency	% of total	% of valid
Valid	0	no	13137	63.33%	75.48%
	1	yes	4268	20.57%	24.52%
	Total		17,405	83.9%	100%
Missing	.	missing	3301	15.91%	
	6	refused	39	0.19%	
	Total		3,340	16.1%	

Valid	Invalid	Minimum	Maximum
17405	3340	0	1

PA28B - A28B NEIGHBORHOOD, NEAR CURRENT JOB-PQ

Type	Code
Measurement Unit	numeric
PA28B	28B. Please tell me whether each of the following statements is true with regard to your present neighborhood. You live here because this neighborhood is close to a place where you (or your spouse or partner) work now.

			Frequency	% of total	% of valid
Valid	0	no	10967	52.87%	63%
	1	yes	6441	31.05%	37%
	Total		17,408	83.91%	100%
Missing	.	missing	3297	15.89%	
	6	refused	40	0.19%	
	Total		3,337	16.09%	

Valid	Invalid	Minimum	Maximum
17408	3337	0	1

PA28C - A28C NEIGHBORHOOD, OUTGROWN OLD HOME-PQ

Type	Code
------	------

Measurement Unit	numeric
PA28C	28C. Please tell me whether each of the following statements is true with regard to your present neighborhood. You moved to this neighborhood because you had outgrown your previous housing.

			Frequency	% of total	% of valid
Valid	0	no	10851	52.31%	62.48%
	1	yes	6516	31.41%	37.52%
	Total		17,367	83.72%	100%
Missing	.	missing	3337	16.09%	
	6	refused	41	0.2%	
	Total		3,378	16.28%	

Valid	Invalid	Minimum	Maximum
17367	3378	0	1

PA28D - A28D NEIGHBORHOOD, AFFORDABLE -PQ

Type	Code
Measurement Unit	numeric
PA28D	28D. Please tell me whether each of the following statements is true with regard to your present neighborhood. You live in this neighborhood because you can afford better housing here than you could afford in other neighborhoods.

			Frequency	% of total	% of valid
Valid	0	no	8561	41.27%	49.34%
	1	yes	8791	42.38%	50.66%
	Total		17,352	83.64%	100%
Missing	.	missing	3302	15.92%	
	6	refused	91	0.44%	
	Total		3,393	16.36%	

Valid	Invalid	Minimum	Maximum
17352	3393	0	1

PA28E - A28E NEIGHBORHOOD, LESS CRIME-PQ

Type	Code
Measurement Unit	numeric
PA28E	28E. Please tell me whether each of the following statements is true with regard to your present neighborhood. You live here because there is less crime in this neighborhood than there is in other neighborhoods.

			Frequency	% of total	% of valid
--	--	--	-----------	------------	------------

Valid	0	no	6920	33.36%	39.99%
	1	yes	10386	50.07%	60.01%
		Total	17,306	83.42%	100%
Missing	.	missing	3341	16.11%	
	6	refused	98	0.47%	
		Total	3,439	16.58%	

Valid	Invalid	Minimum	Maximum
17306	3439	0	1

PA28F - A28F NEIGHBORHOOD, LESS DRUG USE-PQ

Type	Code
Measurement Unit	numeric
PA28F	28F. Please tell me whether each of the following statements is true with regard to your present neighborhood. You live here because there is less drug use and other illegal activity by adolescents in this neighborhood.

			Frequency	% of total	% of valid
Valid	0	no	7564	36.46%	43.98%
	1	yes	9634	46.44%	56.02%
		Total	17,198	82.9%	100%
Missing	.	missing	3353	16.16%	
	6	refused	194	0.94%	
		Total	3,547	17.1%	

Valid	Invalid	Minimum	Maximum
17198	3547	0	1

PA28G - A28G NEIGHBORHOOD, NEAR FRIENDS-PQ

Type	Code
Measurement Unit	numeric
PA28G	28G. Please tell me whether each of the following statements is true with regard to your present neighborhood. You live here because this neighborhood is close to your friends or to your relatives.

			Frequency	% of total	% of valid
Valid	0	no	9908	47.76%	56.97%
	1	yes	7483	36.07%	43.03%
		Total	17,391	83.83%	100%
Missing	.	missing	3308	15.95%	
	6	refused	46	0.22%	
		Total	3,354	16.17%	

Valid	Invalid	Minimum	Maximum
17391	3354	0	1

PA28H - A28H NEIGHBORHOOD, BETTER SCHOOLS-PQ

Type	Code
Measurement Unit	numeric
PA28H	28H. Please tell me whether each of the following statements is true with regard to your present neighborhood. You live here because the schools here are better than they are in other neighborhoods.

			Frequency	% of total	% of valid
Valid	0	no	9142	44.07%	52.85%
	1	yes	8157	39.32%	47.15%
	Total		17,299	83.39%	100%
Missing	.	missing	3352	16.16%	
	6	refused	94	0.45%	
	Total		3,446	16.61%	

Valid	Invalid	Minimum	Maximum
17299	3446	0	1

PA28I - A28I NEIGHBORHOOD, CHILDREN SAME AGE-PQ

Type	Code
Measurement Unit	numeric
PA28I	28I. Please tell me whether each of the following statements is true with regard to your present neighborhood. You live in this neighborhood because there are children here who are the same ages as children in your household.

			Frequency	% of total	% of valid
Valid	0	no	12312	59.35%	70.95%
	1	yes	5042	24.3%	29.05%
	Total		17,354	83.65%	100%
Missing	.	missing	3347	16.13%	
	6	refused	44	0.21%	
	Total		3,391	16.35%	

Valid	Invalid	Minimum	Maximum
17354	3391	0	1

PA28J - A28J NEIGHBORHOOD, BORN HERE-PQ

Type	Code
Measurement Unit	numeric

PA28J	28J. Please tell me whether each of the following statements is true with regard to your present neighborhood. You (or your spouse or partner) were born in this neighborhood.
-------	--

			Frequency	% of total	% of valid
Valid	0	no	14547	70.12%	83.68%
	1	yes	2838	13.68%	16.32%
Total			17,385	83.8%	100%
Missing	.	missing	3328	16.04%	
	6	refused	32	0.15%	
Total			3,360	16.2%	

Valid	Invalid	Minimum	Maximum
17385	3360	0	1

PA30 - A30 NEIGHBORHOOD, CHOOSE ONE ANSWER-PQ

Type	Code
Measurement Unit	numeric
PA30	30. Which ONE statement describes the most important reason why you live in this neighborhood?

			Frequency	% of total	% of valid
Valid	1	near old workplace	235	1.13%	1.68%
	2	near current workplace	1487	7.17%	10.62%
	3	had outgrown previous housing	1405	6.77%	10.03%
	4	affordable good housing	2743	13.22%	19.58%
	5	less crime	2065	9.95%	14.74%
	6	less illegal activity by adolescents	627	3.02%	4.48%
	7	close to friends or relatives	2007	9.67%	14.33%
	8	better schools	2433	11.73%	17.37%
	9	children of appropriate ages	189	0.91%	1.35%
	10	born here	815	3.93%	5.82%
Total			14,006	67.52%	100%
Missing	.	missing	3362	16.21%	
	96	refused	50	0.24%	
	97	legitimate skip	3327	16.04%	
Total			6,739	32.48%	

Valid	Invalid	Minimum	Maximum
14006	6739	1	10

PA31 - A31 TELL IF NEIGHBOR CHILD IN TROUBLE-PQ

Type	Code
Measurement Unit	numeric
PA31	31. If you saw a neighbor's child getting into trouble, would you tell your neighbor about it?

			Frequency	% of total	% of valid
Valid	1	definitely would	9201	44.35%	52.35%
	2	probably would	5429	26.17%	30.89%
	3	might	2144	10.34%	12.2%
	4	probably would not	541	2.61%	3.08%
	5	definitely would not	260	1.25%	1.48%
		Total	17,575	84.72%	100%
Missing	.	missing	3119	15.03%	
	6	refused	51	0.25%	
		Total	3,170	15.28%	

Valid	Invalid	Minimum	Maximum
17575	3170	1	5

PA32 - A32 NEIGHBOR TELL IF YOUR CHILD-PQ

Type	Code
Measurement Unit	numeric
PA32	32. If a neighbor saw your child getting into trouble, would your neighbor tell you about it?

			Frequency	% of total	% of valid
Valid	1	definitely would	5692	27.44%	32.6%
	2	probably would	6678	32.19%	38.25%
	3	might	3579	17.25%	20.5%
	4	probably would not	1235	5.95%	7.07%
	5	definitely would not	274	1.32%	1.57%
		Total	17,458	84.16%	100%
Missing	.	missing	3128	15.08%	
	6	refused	159	0.77%	
		Total	3,287	15.84%	

Valid	Invalid	Minimum	Maximum
17458	3287	1	5

PA33 - A33 NEIGHBORHOOD PROBLEM, TRASH-PQ

Type	Code
Measurement Unit	numeric

PA33	33. In this neighborhood, how big a problem is litter or trash on the streets and sidewalks?
------	--

			Frequency	% of total	% of valid
Valid	1	no problem at all	9509	45.84%	54.15%
	2	a small problem	6887	33.2%	39.22%
	3	a big problem	1165	5.62%	6.63%
		Total	17,561	84.65%	100%
Missing	.	missing	3165	15.26%	
	6	refused	19	0.09%	
		Total	3,184	15.35%	

Valid	Invalid	Minimum	Maximum
17561	3184	1	3

PA34 - A34 NEIGHBORHOOD PROBLEM, DRUGS-PQ

Type	Code
Measurement Unit	numeric
PA34	34. In this neighborhood, how big a problem are drug dealers and drug users?

			Frequency	% of total	% of valid
Valid	1	no problem at all	10282	49.56%	59.56%
	2	a small problem	5339	25.74%	30.93%
	3	a big problem	1642	7.92%	9.51%
		Total	17,263	83.22%	100%
Missing	.	missing	3145	15.16%	
	6	refused	337	1.62%	
		Total	3,482	16.78%	

Valid	Invalid	Minimum	Maximum
17263	3482	1	3

PA35 - A35 MOVE AWAY FROM NEIGHBORHOOD-PQ

Type	Code
Measurement Unit	numeric
PA35	35. How much would you like to move away from this neighborhood?

			Frequency	% of total	% of valid
Valid	1	not at all	9405	45.34%	53.43%
	2	some	5409	26.07%	30.73%
	3	very much	2788	13.44%	15.84%
		Total	17,602	84.85%	100%

Missing	.	missing	3112	15%	
	6	refused	31	0.15%	
		Total	3,143	15.15%	

Valid	Invalid	Minimum	Maximum
17602	3143	1	3

PA36 - A36 MOST IMPORTANT FOR BOY TO LEARN-PQ

Type	Code
Measurement Unit	numeric
PA36	36. Of the following, which do you think is the most important thing for a boy to learn?

			Frequency	% of total	% of valid
Valid	1	to be well-behaved	4191	20.2%	23.87%
	2	to be popular	29	0.14%	0.17%
	3	to think for himself	10209	49.21%	58.14%
	4	to work hard	1767	8.52%	10.06%
	5	to help others	1363	6.57%	7.76%
		Total	17,559	84.64%	100%
Missing	.	missing	3135	15.11%	
	6	refused	51	0.25%	
		Total	3,186	15.36%	

Valid	Invalid	Minimum	Maximum
17559	3186	1	5

PA37 - A37 MOST IMPORTANT FOR GIRL TO LEARN-PQ

Type	Code
Measurement Unit	numeric
PA37	37. Of the following, which do you think is the most important thing for a girl to learn?

			Frequency	% of total	% of valid
Valid	1	to be well-behaved	4311	20.78%	24.54%
	2	to be popular	50	0.24%	0.28%
	3	to think for himself	10885	52.47%	61.97%
	4	to work hard	1136	5.48%	6.47%
	5	to help others	1184	5.71%	6.74%
		Total	17,566	84.68%	100%
Missing	.	missing	3118	15.03%	
	6	refused	61	0.29%	

	Total	3,179	15.32%	
--	-------	-------	--------	--

Valid	Invalid	Minimum	Maximum
17566	3179	1	5

PA38 - A38 EVER BEEN MARRIED-PQ

Type	Code
Measurement Unit	numeric
PA38	38. The next questions are about marriages and marriage-like relationships. A marriage-like relationship means living with someone as if you were married to him or her when you are not.

			Frequency	% of total	% of valid
Valid	0	no	982	4.73%	5.58%
	1	yes	16608	80.06%	94.42%
		Total	17,590	84.79%	100%
Missing	.	missing	3133	15.1%	
	6	refused	22	0.11%	
		Total	3,155	15.21%	

Valid	Invalid	Minimum	Maximum
17590	3155	0	1

PA39 - A39 AGE WHEN FIRST MARRIED-PQ

Type	Numeric (Double)
PA39	39. How old were you when you were first married?

			Frequency	% of total	% of valid
Missing	.	missing	3146	15.17%	
	996	refused	67	0.32%	
	997	legitimate	982	4.73%	
	Total	4,195	20.22%		

Valid	Invalid	Minimum	Maximum	Mean	StdDev
16550	4195	13	89	20.939516...	3.9801341...

PA40 - A40 NUMBER OF RELATIONSHIPS-PQ

Type	Code
Measurement Unit	numeric
PA40	40. The next questions are about your marriages and marriage-like relationships. In the last 18 years, how many such relationships have you had?

			Frequency	% of total	% of valid
Valid	0	0	789	3.8%	4.51%
	1	1	12320	59.39%	70.42%
	2	2	3277	15.8%	18.73%
	3	3	761	3.67%	4.35%
	4	4	216	1.04%	1.23%
	5	5	74	0.36%	0.42%
	6	6 or more	59	0.28%	0.34%
		Total	17,496	84.34%	100%
Missing	.	missing	3163	15.25%	
	96	refused	86	0.41%	
		Total	3,249	15.66%	

Valid	Invalid	Minimum	Maximum
17496	3249	0	6

PA41_1 - A41_1 IN PRESENT REL. 1995-PQ

Type	Code
Measurement Unit	numeric
PA41_1	41_1. Think about your present or most recent such relationship. During what years were you married to or living with this person? 1995

			Frequency	% of total	% of valid
Valid	0	not marked	3727	17.97%	22.68%
	1	marked	12705	61.24%	77.32%
			Total	16,432	79.21%
Missing	.	missing	3377	16.28%	
	6	refused	147	0.71%	
	7	legitimate skip	789	3.8%	
		Total	4,313	20.79%	

Valid	Invalid	Minimum	Maximum
16432	4313	0	1

PA41_2 - A41_1 IN PRESENT REL. 1995-PQ

Type	Code
Measurement Unit	numeric
PA41_2	41_2. Think about your present or most recent such relationship. During what years were you married to or living with this person? 1994

			Frequency	% of total	% of valid
--	--	--	-----------	------------	------------

Valid	0	not marked	4185	20.17%	25.47%
	1	marked	12247	59.04%	74.53%
		Total	16,432	79.21%	100%
Missing	.	missing	3377	16.28%	
	6	refused	147	0.71%	
	7	legitimate skip	789	3.8%	
		Total	4,313	20.79%	

Valid	Invalid	Minimum	Maximum
16432	4313	0	1

PA41_3 - A41_3 IN PRESENT REL. 1993-PQ

Type	Code
Measurement Unit	numeric
PA41_3	41_3. Think about your present or most recent such relationship. During what years were you married to or living with this person? 1993

			Frequency	% of total	% of valid
Valid	0	not marked	4274	20.6%	26.01%
	1	marked	12158	58.61%	73.99%
		Total	16,432	79.21%	100%
Missing	.	missing	3377	16.28%	
	6	refused	147	0.71%	
	7	legitimate skip	789	3.8%	
		Total	4,313	20.79%	

Valid	Invalid	Minimum	Maximum
16432	4313	0	1

PA41_4 - A41_4 IN PRESENT REL. 1992-PQ

Type	Code
Measurement Unit	numeric
PA41_4	41_4. Think about your present or most recent such relationship. During what years were you married to or living with this person? 1992

			Frequency	% of total	% of valid
Valid	0	not marked	4368	21.06%	26.58%
	1	marked	12064	58.15%	73.42%
		Total	16,432	79.21%	100%
Missing	.	missing	3377	16.28%	
	6	refused	147	0.71%	
	7	legitimate skip	789	3.8%	

		Total	4,313	20.79%	
--	--	-------	-------	--------	--

Valid	Invalid	Minimum	Maximum
16432	4313	0	1

PA41_5 - A41_5 IN PRESENT REL. 1991-PQ

Type	Code
Measurement Unit	numeric
PA41_5	41_5. Think about your present or most recent such relationship. During what years were you married to or living with this person? 1991

			Frequency	% of total	% of valid
Valid	0	not marked	4447	21.44%	27.06%
	1	marked	11985	57.77%	72.94%
Total			16,432	79.21%	100%
Missing	.	missing	3377	16.28%	
	6	refused	147	0.71%	
	7	legitimate skip	789	3.8%	
Total			4,313	20.79%	

Valid	Invalid	Minimum	Maximum
16432	4313	0	1

PA41_6 - A41_6 IN PRESENT REL. 1990-PQ

Type	Code
Measurement Unit	numeric
PA41_6	41_6. Think about your present or most recent such relationship. During what years were you married to or living with this person? 1990

			Frequency	% of total	% of valid
Valid	0	not marked	4545	21.91%	27.66%
	1	marked	11887	57.3%	72.34%
Total			16,432	79.21%	100%
Missing	.	missing	3377	16.28%	
	6	refused	147	0.71%	
	7	legitimate skip	789	3.8%	
Total			4,313	20.79%	

Valid	Invalid	Minimum	Maximum
16432	4313	0	1

PA41_7 - A41_7 IN PRESENT REL. 1989-PQ

Type	Code
Measurement Unit	numeric
PA41_7	41_7. Think about your present or most recent such relationship. During what years were you married to or living with this person? 1989

			Frequency	% of total	% of valid
Valid	0	not marked	4693	22.62%	28.56%
	1	marked	11739	56.59%	71.44%
	Total		16,432	79.21%	100%
Missing	.	missing	3377	16.28%	
	6	refused	147	0.71%	
	7	legitimate skip	789	3.8%	
Total		4,313	20.79%		

Valid	Invalid	Minimum	Maximum
16432	4313	0	1

PA41_8 - A41_8 IN PRESENT REL. 1988-PQ

Type	Code
Measurement Unit	numeric
PA41_8	41_8. Think about your present or most recent such relationship. During what years were you married to or living with this person? 1988

			Frequency	% of total	% of valid
Valid	0	not marked	4898	23.61%	29.81%
	1	marked	11534	55.6%	70.19%
	Total		16,432	79.21%	100%
Missing	.	missing	3377	16.28%	
	6	refused	147	0.71%	
	7	legitimate skip	789	3.8%	
Total		4,313	20.79%		

Valid	Invalid	Minimum	Maximum
16432	4313	0	1

PA41_9 - A41_9 IN PRESENT REL. 1987-PQ

Type	Code
Measurement Unit	numeric
PA41_9	41_9. Think about your present or most recent such relationship. During what years were you married to or living with this person? 1987

			Frequency	% of total	% of valid
--	--	--	-----------	------------	------------

Valid	0	not marked	5038	24.29%	30.66%
	1	marked	11394	54.92%	69.34%
		Total	16,432	79.21%	100%
Missing	.	missing	3377	16.28%	
	6	refused	147	0.71%	
	7	legitimate skip	789	3.8%	
		Total	4,313	20.79%	

Valid	Invalid	Minimum	Maximum
16432	4313	0	1

PA41_10 - A41_10 IN PRESENT REL. 1986-PQ

Type	Code
Measurement Unit	numeric
PA41_10	41_10. Think about your present or most recent such relationship. During what years were you married to or living with this person? 1986

			Frequency	% of total	% of valid
Valid	0	not marked	5200	25.07%	31.65%
	1	marked	11232	54.14%	68.35%
		Total	16,432	79.21%	100%
Missing	.	missing	3377	16.28%	
	6	refused	147	0.71%	
	7	legitimate skip	789	3.8%	
		Total	4,313	20.79%	

Valid	Invalid	Minimum	Maximum
16432	4313	0	1

PA41_11 - A41_11 IN PRESENT REL. 1985-PQ

Type	Code
Measurement Unit	numeric
PA41_11	41_11. Think about your present or most recent such relationship. During what years were you married to or living with this person? 1985

			Frequency	% of total	% of valid
Valid	0	not marked	5323	25.66%	32.39%
	1	marked	11109	53.55%	67.61%
		Total	16,432	79.21%	100%
Missing	.	missing	3377	16.28%	
	6	refused	147	0.71%	
	7	legitimate skip	789	3.8%	

		Total	4,313	20.79%	
--	--	-------	-------	--------	--

Valid	Invalid	Minimum	Maximum
16432	4313	0	1

PA41_12 - A41_12 IN PRESENT REL. 1984-PQ

Type	Code
Measurement Unit	numeric
PA41_12	41_12. Think about your present or most recent such relationship. During what years were you married to or living with this person? 1984

			Frequency	% of total	% of valid
Valid	0	not marked	5559	26.8%	33.83%
	1	marked	10873	52.41%	66.17%
Total			16,432	79.21%	100%
Missing	.	missing	3377	16.28%	
	6	refused	147	0.71%	
	7	legitimate skip	789	3.8%	
Total			4,313	20.79%	

Valid	Invalid	Minimum	Maximum
16432	4313	0	1

PA41_13 - A41_13 IN PRESENT REL. 1983-PQ

Type	Code
Measurement Unit	numeric
PA41_13	41_13. Think about your present or most recent such relationship. During what years were you married to or living with this person? 1983

			Frequency	% of total	% of valid
Valid	0	not marked	5701	27.48%	34.69%
	1	marked	10731	51.73%	65.31%
Total			16,432	79.21%	100%
Missing	.	missing	3377	16.28%	
	6	refused	147	0.71%	
	7	legitimate skip	789	3.8%	
Total			4,313	20.79%	

Valid	Invalid	Minimum	Maximum
16432	4313	0	1

PA41_14 - A41_14 IN PRESENT REL. 1982-PQ

Type	Code
Measurement Unit	numeric
PA41_14	41_14. Think about your present or most recent such relationship. During what years were you married to or living with this person? 1982

			Frequency	% of total	% of valid
Valid	0	not marked	5820	28.05%	35.42%
	1	marked	10612	51.15%	64.58%
	Total		16,432	79.21%	100%
Missing	.	missing	3377	16.28%	
	6	refused	147	0.71%	
	7	legitimate skip	789	3.8%	
Total		4,313	20.79%		

Valid	Invalid	Minimum	Maximum
16432	4313	0	1

PA41_15 - A41_15 IN PRESENT REL. 1981-PQ

Type	Code
Measurement Unit	numeric
PA41_15	41_15. Think about your present or most recent such relationship. During what years were you married to or living with this person? 1981

			Frequency	% of total	% of valid
Valid	0	not marked	5967	28.76%	36.31%
	1	marked	10465	50.45%	63.69%
	Total		16,432	79.21%	100%
Missing	.	missing	3377	16.28%	
	6	refused	147	0.71%	
	7	legitimate skip	789	3.8%	
Total		4,313	20.79%		

Valid	Invalid	Minimum	Maximum
16432	4313	0	1

PA41_16 - A41_16 IN PRESENT REL. 1980-PQ

Type	Code
Measurement Unit	numeric
PA41_16	41_16. Think about your present or most recent such relationship. During what years were you married to or living with this person? 1980

			Frequency	% of total	% of valid
--	--	--	-----------	------------	------------

Valid	0	not marked	6237	30.07%	37.96%
	1	marked	10195	49.14%	62.04%
		Total	16,432	79.21%	100%
Missing	.	missing	3377	16.28%	
	6	refused	147	0.71%	
	7	legitimate skip	789	3.8%	
		Total	4,313	20.79%	

Valid	Invalid	Minimum	Maximum
16432	4313	0	1

PA41_17 - A41_17 IN PRESENT REL. 1979-PQ

Type	Code
Measurement Unit	numeric
PA41_17	41_17. Think about your present or most recent such relationship. During what years were you married to or living with this person? 1979

			Frequency	% of total	% of valid
Valid	0	not marked	6722	32.4%	40.91%
	1	marked	9710	46.81%	59.09%
		Total	16,432	79.21%	100%
Missing	.	missing	3377	16.28%	
	6	refused	147	0.71%	
	7	legitimate skip	789	3.8%	
		Total	4,313	20.79%	

Valid	Invalid	Minimum	Maximum
16432	4313	0	1

PA41_18 - A41_18 IN PRESENT REL. 1978-PQ

Type	Code
Measurement Unit	numeric
PA41_18	41_18. Think about your present or most recent such relationship. During what years were you married to or living with this person? 1978

			Frequency	% of total	% of valid
Valid	0	not marked	7347	35.42%	44.71%
	1	marked	9085	43.79%	55.29%
		Total	16,432	79.21%	100%
Missing	.	missing	3377	16.28%	
	6	refused	147	0.71%	
	7	legitimate skip	789	3.8%	

		Total	4,313	20.79%	
--	--	-------	-------	--------	--

Valid	Invalid	Minimum	Maximum
16432	4313	0	1

PA41_19 - A41_19 IN PRESENT REL. 1977-PQ

Type	Code
Measurement Unit	numeric
PA41_19	41_19. Think about your present or most recent such relationship. During what years were you married to or living with this person? 1977

			Frequency	% of total	% of valid
Valid	0	not marked	7525	36.27%	45.79%
	1	marked	8907	42.94%	54.21%
Total			16,432	79.21%	100%
Missing	.	missing	3377	16.28%	
	6	refused	147	0.71%	
	7	legitimate skip	789	3.8%	
Total			4,313	20.79%	

Valid	Invalid	Minimum	Maximum
16432	4313	0	1

PA42 - A42 PRESENT REL. MARRIAGE OR M/LIKE-PQ

Type	Code
Measurement Unit	numeric
PA42	42. Was this a marriage or a marriage-like relationship?

			Frequency	% of total	% of valid
Valid	1	marriage	14606	70.41%	88.12%
	2	marriage-like	1969	9.49%	11.88%
Total			16,575	79.9%	100%
Missing	.	missing	3298	15.9%	
	6	refused	83	0.4%	
	7	legitimate skip	789	3.8%	
Total			4,170	20.1%	

Valid	Invalid	Minimum	Maximum
16575	4170	1	2

PA43 - A43 IN PRESENT REL. STILL-PQ

Type	Code
------	------

Measurement Unit	numeric
PA43	43. Is this relationship still going on?

			Frequency	% of total	% of valid
Valid	0	no	3596	17.33%	21.61%
	1	yes	13047	62.89%	78.39%
Total			16,643	80.23%	100%
Missing	.	missing	3254	15.69%	
	6	refused	59	0.28%	
	7	legitimate skip	789	3.8%	
Total			4,102	19.77%	

Valid	Invalid	Minimum	Maximum
16643	4102	0	1

PA44 - A44 HOW PRESENT REL. ENDED-PQ

Type	Code
Measurement Unit	numeric
PA44	44. How did it end?

			Frequency	% of total	% of valid
Valid	1	separation	1056	5.09%	29.51%
	2	divorce	1688	8.14%	47.18%
	3	annulment	7	0.03%	0.2%
	4	death	491	2.37%	13.72%
	5	other	336	1.62%	9.39%
Total			3,578	17.25%	100%
Missing	.	missing	3278	15.8%	
	6	refused	53	0.26%	
	7	legitimate skip	13836	66.7%	
Total			17,167	82.75%	

Valid	Invalid	Minimum	Maximum
3578	17167	1	5

PA46_1 - A46_1 IN PREVIOUS REL. 1995-PQ

Type	Code
Measurement Unit	numeric
PA46_1	46_1. Now think about the relationship before that one. During what years were you married to or living with this person? 1995

			Frequency	% of total	% of valid
--	--	--	-----------	------------	------------

Valid	0	not marked	4031	19.43%	98.75%
	1	marked	51	0.25%	1.25%
		Total	4,082	19.68%	100%
Missing	.	missing	3414	16.46%	
	6	refused	140	0.67%	
	7	legitimate skip	13109	63.19%	
		Total	16,663	80.32%	

Valid	Invalid	Minimum	Maximum
4082	16663	0	1

PA46_2 - A46_2 IN PREVIOUS REL. 1994-PQ

Type	Code
Measurement Unit	numeric
PA46_2	46_2. Now think about the relationship before that one. During what years were you married to or living with this person? 1994

			Frequency	% of total	% of valid
Valid	0	not marked	3969	19.13%	97.23%
	1	marked	113	0.54%	2.77%
		Total	4,082	19.68%	100%
Missing	.	missing	3414	16.46%	
	6	refused	140	0.67%	
	7	legitimate skip	13109	63.19%	
		Total	16,663	80.32%	

Valid	Invalid	Minimum	Maximum
4082	16663	0	1

PA46_3 - A46_3 IN PREVIOUS REL. 1993-PQ

Type	Code
Measurement Unit	numeric
PA46_3	46_3. Now think about the relationship before that one. During what years were you married to or living with this person? 1993

			Frequency	% of total	% of valid
Valid	0	not marked	3852	18.57%	94.37%
	1	marked	230	1.11%	5.63%
		Total	4,082	19.68%	100%
Missing	.	missing	3414	16.46%	
	6	refused	140	0.67%	
	7	legitimate skip	13109	63.19%	

	Total	16,663	80.32%	
--	-------	--------	--------	--

Valid	Invalid	Minimum	Maximum
4082	16663	0	1

PA46_4 - A46_4 IN PREVIOUS REL. 1992-PQ

Type	Code
Measurement Unit	numeric
PA46_4	46_4. Now think about the relationship before that one. During what years were you married to or living with this person? 1992

			Frequency	% of total	% of valid
Valid	0	not marked	3694	17.81%	90.49%
	1	marked	388	1.87%	9.51%
Total			4,082	19.68%	100%
Missing	.	missing	3414	16.46%	
	6	refused	140	0.67%	
	7	legitimate skip	13109	63.19%	
Total			16,663	80.32%	

Valid	Invalid	Minimum	Maximum
4082	16663	0	1

PA46_5 - A46_5 IN PREVIOUS REL. 1991-PQ

Type	Code
Measurement Unit	numeric
PA46_5	46_5. Now think about the relationship before that one. During what years were you married to or living with this person? 1991

			Frequency	% of total	% of valid
Valid	0	not marked	3526	17%	86.38%
	1	marked	556	2.68%	13.62%
Total			4,082	19.68%	100%
Missing	.	missing	3414	16.46%	
	6	refused	140	0.67%	
	7	legitimate skip	13109	63.19%	
Total			16,663	80.32%	

Valid	Invalid	Minimum	Maximum
4082	16663	0	1

PA46_6 - A46_6 IN PREVIOUS REL. 1990-PQ

Type	Code
Measurement Unit	numeric
PA46_6	46_6. Now think about the relationship before that one. During what years were you married to or living with this person? 1990

			Frequency	% of total	% of valid
Valid	0	not marked	3331	16.06%	81.6%
	1	marked	751	3.62%	18.4%
	Total		4,082	19.68%	100%
Missing	.	missing	3414	16.46%	
	6	refused	140	0.67%	
	7	legitimate skip	13109	63.19%	
Total		16,663	80.32%		

Valid	Invalid	Minimum	Maximum
4082	16663	0	1

PA46_7 - A46_7 IN PREVIOUS REL. 1989-PQ

Type	Code
Measurement Unit	numeric
PA46_7	46_7. Now think about the relationship before that one. During what years were you married to or living with this person? 1989

			Frequency	% of total	% of valid
Valid	0	not marked	3188	15.37%	78.1%
	1	marked	894	4.31%	21.9%
	Total		4,082	19.68%	100%
Missing	.	missing	3414	16.46%	
	6	refused	140	0.67%	
	7	legitimate skip	13109	63.19%	
Total		16,663	80.32%		

Valid	Invalid	Minimum	Maximum
4082	16663	0	1

PA46_8 - A46_8 IN PREVIOUS REL. 1988-PQ

Type	Code
Measurement Unit	numeric
PA46_8	46_8. Now think about the relationship before that one. During what years were you married to or living with this person? 1988

			Frequency	% of total	% of valid
--	--	--	-----------	------------	------------

Valid	0	not marked	3070	14.8%	75.21%
	1	marked	1012	4.88%	24.79%
		Total	4,082	19.68%	100%
Missing	.	missing	3414	16.46%	
	6	refused	140	0.67%	
	7	legitimate skip	13109	63.19%	
		Total	16,663	80.32%	

Valid	Invalid	Minimum	Maximum
4082	16663	0	1

PA46_9 - A46_9 IN PREVIOUS REL. 1987-PQ

Type	Code
Measurement Unit	numeric
PA46_9	46_9. Now think about the relationship before that one. During what years were you married to or living with this person? 1987

			Frequency	% of total	% of valid
Valid	0	not marked	2947	14.21%	72.2%
	1	marked	1135	5.47%	27.8%
		Total	4,082	19.68%	100%
Missing	.	missing	3414	16.46%	
	6	refused	140	0.67%	
	7	legitimate skip	13109	63.19%	
		Total	16,663	80.32%	

Valid	Invalid	Minimum	Maximum
4082	16663	0	1

PA46_10 - A46_10 IN PREVIOUS REL. 1986-PQ

Type	Code
Measurement Unit	numeric
PA46_10	46_10. Now think about the relationship before that one. During what years were you married to or living with this person? 1986

			Frequency	% of total	% of valid
Valid	0	not marked	2788	13.44%	68.3%
	1	marked	1294	6.24%	31.7%
		Total	4,082	19.68%	100%
Missing	.	missing	3414	16.46%	
	6	refused	140	0.67%	
	7	legitimate skip	13109	63.19%	

		Total	16,663	80.32%	
--	--	-------	--------	--------	--

Valid	Invalid	Minimum	Maximum
4082	16663	0	1

PA46_11 - A46_11 IN PREVIOUS REL. 1985-PQ

Type	Code
Measurement Unit	numeric
PA46_11	46_11. Now think about the relationship before that one. During what years were you married to or living with this person? 1985

			Frequency	% of total	% of valid
Valid	0	not marked	2629	12.67%	64.4%
	1	marked	1453	7%	35.6%
Total			4,082	19.68%	100%
Missing	.	missing	3414	16.46%	
	6	refused	140	0.67%	
	7	legitimate skip	13109	63.19%	
Total			16,663	80.32%	

Valid	Invalid	Minimum	Maximum
4082	16663	0	1

PA46_12 - A46_12 IN PREVIOUS REL. 1984-PQ

Type	Code
Measurement Unit	numeric
PA46_12	46_12. Now think about the relationship before that one. During what years were you married to or living with this person? 1984

			Frequency	% of total	% of valid
Valid	0	not marked	2499	12.05%	61.22%
	1	marked	1583	7.63%	38.78%
Total			4,082	19.68%	100%
Missing	.	missing	3414	16.46%	
	6	refused	140	0.67%	
	7	legitimate skip	13109	63.19%	
Total			16,663	80.32%	

Valid	Invalid	Minimum	Maximum
4082	16663	0	1

PA46_13 - A46_13 IN PREVIOUS REL. 1983-PQ

Type	Code
Measurement Unit	numeric
PA46_13	46_13. Now think about the relationship before that one. During what years were you married to or living with this person? 1983

			Frequency	% of total	% of valid
Valid	0	not marked	2367	11.41%	57.99%
	1	marked	1715	8.27%	42.01%
	Total		4,082	19.68%	100%
Missing	.	missing	3414	16.46%	
	6	refused	140	0.67%	
	7	legitimate skip	13109	63.19%	
Total		16,663	80.32%		

Valid	Invalid	Minimum	Maximum
4082	16663	0	1

PA46_14 - A46_14 IN PREVIOUS REL. 1982-PQ

Type	Code
Measurement Unit	numeric
PA46_14	46_14. Now think about the relationship before that one. During what years were you married to or living with this person? 1982

			Frequency	% of total	% of valid
Valid	0	not marked	2206	10.63%	54.04%
	1	marked	1876	9.04%	45.96%
	Total		4,082	19.68%	100%
Missing	.	missing	3414	16.46%	
	6	refused	140	0.67%	
	7	legitimate skip	13109	63.19%	
Total		16,663	80.32%		

Valid	Invalid	Minimum	Maximum
4082	16663	0	1

PA46_15 - A46_15 IN PREVIOUS REL. 1981-PQ

Type	Code
Measurement Unit	numeric
PA46_15	46_15. Now think about the relationship before that one. During what years were you married to or living with this person? 1981

			Frequency	% of total	% of valid
--	--	--	-----------	------------	------------

Valid	0	not marked	2116	10.2%	51.84%
	1	marked	1966	9.48%	48.16%
		Total	4,082	19.68%	100%
Missing	.	missing	3414	16.46%	
	6	refused	140	0.67%	
	7	legitimate skip	13109	63.19%	
		Total	16,663	80.32%	

Valid	Invalid	Minimum	Maximum
4082	16663	0	1

PA46_16 - A46_16 IN PREVIOUS REL. 1980-PQ

Type	Code
Measurement Unit	numeric
PA46_16	46_16. Now think about the relationship before that one. During what years were you married to or living with this person? 1980

			Frequency	% of total	% of valid
Valid	0	not marked	2046	9.86%	50.12%
	1	marked	2036	9.81%	49.88%
		Total	4,082	19.68%	100%
Missing	.	missing	3414	16.46%	
	6	refused	140	0.67%	
	7	legitimate skip	13109	63.19%	
		Total	16,663	80.32%	

Valid	Invalid	Minimum	Maximum
4082	16663	0	1

PA46_17 - A46_17 IN PREVIOUS REL. 1979-PQ

Type	Code
Measurement Unit	numeric
PA46_17	46_17. Now think about the relationship before that one. During what years were you married to or living with this person? 1979

			Frequency	% of total	% of valid
Valid	0	not marked	2096	10.1%	51.35%
	1	marked	1986	9.57%	48.65%
		Total	4,082	19.68%	100%
Missing	.	missing	3414	16.46%	
	6	refused	140	0.67%	
	7	legitimate skip	13109	63.19%	

	Total	16,663	80.32%
--	-------	--------	--------

Valid	Invalid	Minimum	Maximum
4082	16663	0	1

PA46_18 - A46_18 IN PREVIOUS REL. 1978-PQ

Type	Code
Measurement Unit	numeric
PA46_18	46_18. Now think about the relationship before that one. During what years were you married to or living with this person? 1978

			Frequency	% of total	% of valid
Valid	0	not marked	2204	10.62%	53.99%
	1	marked	1878	9.05%	46.01%
Total			4,082	19.68%	100%
Missing	.	missing	3414	16.46%	
	6	refused	140	0.67%	
	7	legitimate skip	13109	63.19%	
Total			16,663	80.32%	

Valid	Invalid	Minimum	Maximum
4082	16663	0	1

PA46_19 - A46_19 IN PREVIOUS REL. 1977-PQ

Type	Code
Measurement Unit	numeric
PA46_19	46_19. Now think about the relationship before that one. During what years were you married to or living with this person? 1977

			Frequency	% of total	% of valid
Valid	0	not marked	2239	10.79%	54.85%
	1	marked	1843	8.88%	45.15%
Total			4,082	19.68%	100%
Missing	.	missing	3414	16.46%	
	6	refused	140	0.67%	
	7	legitimate skip	13109	63.19%	
Total			16,663	80.32%	

Valid	Invalid	Minimum	Maximum
4082	16663	0	1

PA47 - A47 PREVIOUS REL. MARRIAGE OR M/LIKE-PQ

Type	Code
Measurement Unit	numeric
PA47	47. Was this a marriage or a marriage-like relationship?

			Frequency	% of total	% of valid
Valid	1	marriage	3263	15.73%	76.36%
	2	marriage-like	1010	4.87%	23.64%
	Total		4,273	20.6%	100%
Missing	.	missing	3299	15.9%	
	6	refused	64	0.31%	
	7	legitimate skip	13109	63.19%	
Total		16,472	79.4%		

Valid	Invalid	Minimum	Maximum
4273	16472	1	2

PA48 - A48 IN PREVIOUS REL. STILL-PQ

Type	Code
Measurement Unit	numeric
PA48	48. Is this relationship still going on?

			Frequency	% of total	% of valid
Valid	0	no	4242	20.45%	98.45%
	1	yes	67	0.32%	1.55%
	Total		4,309	20.77%	100%
Missing	.	missing	3282	15.82%	
	6	refused	45	0.22%	
	7	legitimate skip	13109	63.19%	
Total		16,436	79.23%		

Valid	Invalid	Minimum	Maximum
4309	16436	0	1

PA49 - A49 HOW PREVIOUS REL. ENDED-PQ

Type	Code
Measurement Unit	numeric
PA49	49. How did it end?

			Frequency	% of total	% of valid
--	--	--	-----------	------------	------------

Valid	1	separation	690	3.33%	16.36%
	2	divorce	2822	13.6%	66.9%
	3	annulment	20	0.1%	0.47%
	4	death	264	1.27%	6.26%
	5	other	422	2.03%	10%
		Total	4,218	20.33%	100%
Missing	.	missing	3306	15.94%	
	6	refused	45	0.22%	
	7	legitimate skip	13176	63.51%	
		Total	16,527	79.67%	

Valid	Invalid	Minimum	Maximum
4218	16527	1	5

PA51_1 - A51_1 IN NEXT PREV. REL. 1995-PQ

Type	Code
Measurement Unit	numeric
PA51_1	51_1. Now think about the relationship before that one. During what years were you married to or living with this person? 1995

			Frequency	% of total	% of valid
Valid	0	not marked	950	4.58%	99.48%
	1	marked	5	0.02%	0.52%
		Total	955	4.6%	100%
Missing	.	missing	3322	16.01%	
	6	refused	82	0.4%	
	7	legitimate skip	16386	78.99%	
		Total	19,790	95.4%	

Valid	Invalid	Minimum	Maximum
955	19790	0	1

PA51_2 - A51_2 IN NEXT PREV. REL. 1994-PQ

Type	Code
Measurement Unit	numeric
PA51_2	51_2. Now think about the relationship before that one. During what years were you married to or living with this person? 1994

			Frequency	% of total	% of valid
Valid	0	not marked	949	4.57%	99.37%
	1	marked	6	0.03%	0.63%
		Total	955	4.6%	100%

Missing	.	missing	3322	16.01%	
	6	refused	82	0.4%	
	7	legitimate skip	16386	78.99%	
		Total	19,790	95.4%	

Valid	Invalid	Minimum	Maximum
955	19790	0	1

PA51_3 - A51_3 IN NEXT PREV. REL. 1993-PQ

Type	Code
Measurement Unit	numeric
PA51_3	51_3. Now think about the relationship before that one. During what years were you married to or living with this person? 1993

			Frequency	% of total	% of valid
Valid	0	not marked	941	4.54%	98.53%
	1	marked	14	0.07%	1.47%
		Total	955	4.6%	100%
Missing	.	missing	3322	16.01%	
	6	refused	82	0.4%	
	7	legitimate skip	16386	78.99%	
		Total	19,790	95.4%	

Valid	Invalid	Minimum	Maximum
955	19790	0	1

PA51_4 - A51_4 IN NEXT PREV. REL. 1992-PQ

Type	Code
Measurement Unit	numeric
PA51_4	51_4. Now think about the relationship before that one. During what years were you married to or living with this person? 1992

			Frequency	% of total	% of valid
Valid	0	not marked	939	4.53%	98.32%
	1	marked	16	0.08%	1.68%
		Total	955	4.6%	100%
Missing	.	missing	3322	16.01%	
	6	refused	82	0.4%	
	7	legitimate skip	16386	78.99%	
		Total	19,790	95.4%	

Valid	Invalid	Minimum	Maximum
-------	---------	---------	---------

955	19790	0	1
-----	-------	---	---

 PA51_5 - A51_5 IN NEXT PREV. REL. 1991-PQ

Type	Code
Measurement Unit	numeric
PA51_5	51_5. Now think about the relationship before that one. During what years were you married to or living with this person? 1991

			Frequency	% of total	% of valid
Valid	0	not marked	917	4.42%	96.02%
	1	marked	38	0.18%	3.98%
	Total		955	4.6%	100%
Missing	.	missing	3322	16.01%	
	6	refused	82	0.4%	
	7	legitimate skip	16386	78.99%	
Total		19,790	95.4%		

Valid	Invalid	Minimum	Maximum
955	19790	0	1

 PA51_6 - A51_6 IN NEXT PREV. REL. 1990-PQ

Type	Code
Measurement Unit	numeric
PA51_6	51_6. Now think about the relationship before that one. During what years were you married to or living with this person? 1990

			Frequency	% of total	% of valid
Valid	0	not marked	893	4.3%	93.51%
	1	marked	62	0.3%	6.49%
	Total		955	4.6%	100%
Missing	.	missing	3322	16.01%	
	6	refused	82	0.4%	
	7	legitimate skip	16386	78.99%	
Total		19,790	95.4%		

Valid	Invalid	Minimum	Maximum
955	19790	0	1

 PA51_7 - A51_7 IN NEXT PREV. REL. 1989-PQ

Type	Code
Measurement Unit	numeric

PA51_7	51_7. Now think about the relationship before that one. During what years were you married to or living with this person? 1989
--------	--

			Frequency	% of total	% of valid
Valid	0	not marked	865	4.17%	90.58%
	1	marked	90	0.43%	9.42%
Total			955	4.6%	100%
Missing	.	missing	3322	16.01%	
	6	refused	82	0.4%	
	7	legitimate skip	16386	78.99%	
Total			19,790	95.4%	

Valid	Invalid	Minimum	Maximum
955	19790	0	1

PA51_8 - A51_8 IN NEXT PREV. REL. 1988-PQ

Type	Code
Measurement Unit	numeric
PA51_8	51_8. Now think about the relationship before that one. During what years were you married to or living with this person? 1988

			Frequency	% of total	% of valid
Valid	0	not marked	838	4.04%	87.75%
	1	marked	117	0.56%	12.25%
Total			955	4.6%	100%
Missing	.	missing	3322	16.01%	
	6	refused	82	0.4%	
	7	legitimate skip	16386	78.99%	
Total			19,790	95.4%	

Valid	Invalid	Minimum	Maximum
955	19790	0	1

PA51_9 - A51_9 IN NEXT PREV. REL. 1987-PQ

Type	Code
Measurement Unit	numeric
PA51_9	51_9. Now think about the relationship before that one. During what years were you married to or living with this person? 1987

			Frequency	% of total	% of valid
Valid	0	not marked	793	3.82%	83.04%
	1	marked	162	0.78%	16.96%

		Total	955	4.6%	100%
Missing	.	missing	3322	16.01%	
	6	refused	82	0.4%	
	7	legitimate skip	16386	78.99%	
		Total	19,790	95.4%	

Valid	Invalid	Minimum	Maximum
955	19790	0	1

 PA51_10 - A51_10 IN NEXT PREV. REL. 1986-PQ

Type	Code
Measurement Unit	numeric
PA51_10	51_10. Now think about the relationship before that one. During what years were you married to or living with this person? 1986

			Frequency	% of total	% of valid
Valid	0	not marked	761	3.67%	79.69%
	1	marked	194	0.94%	20.31%
		Total	955	4.6%	100%
Missing	.	missing	3322	16.01%	
	6	refused	82	0.4%	
	7	legitimate skip	16386	78.99%	
		Total	19,790	95.4%	

Valid	Invalid	Minimum	Maximum
955	19790	0	1

 PA51_11 - A51_11 IN NEXT PREV. REL. 1985-PQ

Type	Code
Measurement Unit	numeric
PA51_11	51_11. Now think about the relationship before that one. During what years were you married to or living with this person? 1985

			Frequency	% of total	% of valid
Valid	0	not marked	708	3.41%	74.14%
	1	marked	247	1.19%	25.86%
		Total	955	4.6%	100%
Missing	.	missing	3322	16.01%	
	6	refused	82	0.4%	
	7	legitimate skip	16386	78.99%	
		Total	19,790	95.4%	

Valid	Invalid	Minimum	Maximum
955	19790	0	1

 PA51_12 - A51_12 IN NEXT PREV. REL. 1984-PQ

Type	Code
Measurement Unit	numeric
PA51_12	51_12. Now think about the relationship before that one. During what years were you married to or living with this person? 1984

			Frequency	% of total	% of valid
Valid	0	not marked	668	3.22%	69.95%
	1	marked	287	1.38%	30.05%
	Total		955	4.6%	100%
Missing	.	missing	3322	16.01%	
	6	refused	82	0.4%	
	7	legitimate skip	16386	78.99%	
	Total		19,790	95.4%	

Valid	Invalid	Minimum	Maximum
955	19790	0	1

 PA51_13 - A51_13 IN NEXT PREV. REL. 1983-PQ

Type	Code
Measurement Unit	numeric
PA51_13	51_13. Now think about the relationship before that one. During what years were you married to or living with this person? 1983

			Frequency	% of total	% of valid
Valid	0	not marked	628	3.03%	65.76%
	1	marked	327	1.58%	34.24%
	Total		955	4.6%	100%
Missing	.	missing	3322	16.01%	
	6	refused	82	0.4%	
	7	legitimate skip	16386	78.99%	
	Total		19,790	95.4%	

Valid	Invalid	Minimum	Maximum
955	19790	0	1

 PA51_14 - A51_14 IN NEXT PREV. REL. 1982-PQ

Type	Code
Measurement Unit	numeric

PA51_14	51_14. Now think about the relationship before that one. During what years were you married to or living with this person? 1982
---------	---

			Frequency	% of total	% of valid
Valid	0	not marked	578	2.79%	60.52%
	1	marked	377	1.82%	39.48%
Total			955	4.6%	100%
Missing	.	missing	3322	16.01%	
	6	refused	82	0.4%	
	7	legitimate skip	16386	78.99%	
Total			19,790	95.4%	

Valid	Invalid	Minimum	Maximum
955	19790	0	1

PA51_15 - A51_15 IN NEXT PREV. REL. 1981-PQ

Type	Code
Measurement Unit	numeric
PA51_15	51_15. Now think about the relationship before that one. During what years were you married to or living with this person? 1981

			Frequency	% of total	% of valid
Valid	0	not marked	540	2.6%	56.54%
	1	marked	415	2%	43.46%
Total			955	4.6%	100%
Missing	.	missing	3322	16.01%	
	6	refused	82	0.4%	
	7	legitimate skip	16386	78.99%	
Total			19,790	95.4%	

Valid	Invalid	Minimum	Maximum
955	19790	0	1

PA51_16 - A51_16 IN NEXT PREV. REL. 1980-PQ

Type	Code
Measurement Unit	numeric
PA51_16	51_16. Now think about the relationship before that one. During what years were you married to or living with this person? 1980

			Frequency	% of total	% of valid
Valid	0	not marked	499	2.41%	52.25%
	1	marked	456	2.2%	47.75%

		Total	955	4.6%	100%
Missing	.	missing	3322	16.01%	
	6	refused	82	0.4%	
	7	legitimate skip	16386	78.99%	
		Total	19,790	95.4%	

Valid	Invalid	Minimum	Maximum
955	19790	0	1

 PA51_17 - A51_17 IN NEXT PREV. REL. 1979-PQ

Type	Code
Measurement Unit	numeric
PA51_17	51_17. Now think about the relationship before that one. During what years were you married to or living with this person? 1979

			Frequency	% of total	% of valid
Valid	0	not marked	489	2.36%	51.2%
	1	marked	466	2.25%	48.8%
		Total	955	4.6%	100%
Missing	.	missing	3322	16.01%	
	6	refused	82	0.4%	
	7	legitimate skip	16386	78.99%	
		Total	19,790	95.4%	

Valid	Invalid	Minimum	Maximum
955	19790	0	1

 PA51_18 - A51_18 IN NEXT PREV. REL. 1978-PQ

Type	Code
Measurement Unit	numeric
PA51_18	51_18. Now think about the relationship before that one. During what years were you married to or living with this person? 1978

			Frequency	% of total	% of valid
Valid	0	not marked	503	2.42%	52.67%
	1	marked	452	2.18%	47.33%
		Total	955	4.6%	100%
Missing	.	missing	3322	16.01%	
	6	refused	82	0.4%	
	7	legitimate skip	16386	78.99%	
		Total	19,790	95.4%	

Valid	Invalid	Minimum	Maximum
955	19790	0	1

 PA51_19 - A51_19 IN NEXT PREV. REL. 1977-PQ

Type	Code
Measurement Unit	numeric
PA51_19	51_19. Now think about the relationship before that one. During what years were you married to or living with this person? 1977

			Frequency	% of total	% of valid
Valid	0	not marked	499	2.41%	52.25%
	1	marked	456	2.2%	47.75%
	Total		955	4.6%	100%
Missing	.	missing	3322	16.01%	
	6	refused	82	0.4%	
	7	legitimate skip	16386	78.99%	
	Total		19,790	95.4%	

Valid	Invalid	Minimum	Maximum
955	19790	0	1

 PA52 - A52 NEXT PREV REL MARRIAGE OR M/LIKE-PQ

Type	Code
Measurement Unit	numeric
PA52	52. Was this a marriage or a marriage-like relationship?

			Frequency	% of total	% of valid
Valid	1	marriage	696	3.36%	66.92%
	2	marriage-like	344	1.66%	33.08%
	Total		1,040	5.01%	100%
Missing	.	missing	3280	15.81%	
	6	refused	39	0.19%	
	7	legitimate skip	16386	78.99%	
	Total		19,705	94.99%	

Valid	Invalid	Minimum	Maximum
1040	19705	1	2

 PA53 - A53 IN NEXT PREV. REL. STILL-PQ

Type	Code
Measurement Unit	numeric
PA53	53. Is this relationship still going on?

			Frequency	% of total	% of valid
Valid	0	no	1041	5.02%	98.67%
	1	yes	14	0.07%	1.33%
Total			1,055	5.09%	100%
Missing	.	missing	3277	15.8%	
	6	refused	27	0.13%	
	7	legitimate skip	16386	78.99%	
Total			19,690	94.91%	

Valid	Invalid	Minimum	Maximum
1055	19690	0	1

PA54 - A54 HOW NEXT PREV. REL. ENDED-PQ

Type	Code
Measurement Unit	numeric
PA54	54. How did it end?

			Frequency	% of total	% of valid
Valid	2	divorce	615	2.96%	59.02%
	3	annulment	6	0.03%	0.58%
	4	death	63	0.3%	6.05%
	5	other	141	0.68%	13.53%
Total			1,042	5.02%	100%
Missing	.	missing	3276	15.79%	
	6	refused	27	0.13%	
	7	legitimate skip	16400	79.06%	
Total			19,703	94.98%	

Valid	Invalid	Minimum	Maximum
1042	19703	1	5

PA55 - A55 TOTAL HOUSEHOLD INCOME-PQ

Type	Numeric (Double)
PA55	55. About how much total income, before taxes did your family receive in 1994? Include your own income, the income of everyone else in your household, and income from welfare benefits, dividends, and all other sources.

			Frequency	% of total	% of valid
Missing	.	missing	3507	16.91%	
	9996	refused	1887	9.1%	
Total			5,394	26%	

Valid	Invalid	Minimum	Maximum	Mean	StdDev
15351	5394	0	999	45.728161...	51.616572...

PA56 - A56 ENOUGH MONEY FOR BILLS-PQ

Type	Code
Measurement Unit	numeric
PA56	56. Do you have enough money to pay your bills?

			Frequency	% of total	% of valid
Valid	0	no	3311	15.96%	19.29%
	1	yes	13855	66.79%	80.71%
	Total		17,166	82.75%	100%
Missing	.	missing	3483	16.79%	
	6	refused	96	0.46%	
	Total		3,579	17.25%	

Valid	Invalid	Minimum	Maximum
17166	3579	0	1

PA57A - A57A RECEIVE SS OR RR-PQ

Type	Code
Measurement Unit	numeric
PA57A	57A. Last month, did you or any member of your household receive: Social Security or Railroad Retirement?

			Frequency	% of total	% of valid
Valid	0	no	15507	74.75%	88.96%
	1	yes	1924	9.27%	11.04%
	Total		17,431	84.03%	100%
Missing	.	missing	3261	15.72%	
	6	refused	53	0.26%	
	Total		3,314	15.97%	

Valid	Invalid	Minimum	Maximum
17431	3314	0	1

PA57B - A57B RECEIVE SSI-PQ

Type	Code
Measurement Unit	numeric
PA57B	57B. Last month, did you or any member of your household receive: Supplemental Security Income (SSI)?

			Frequency	% of total	% of valid
--	--	--	-----------	------------	------------

Valid	0	no	16069	77.46%	92.38%
	1	yes	1325	6.39%	7.62%
		Total	17,394	83.85%	100%
Missing	.	missing	3293	15.87%	
	6	refused	58	0.28%	
		Total	3,351	16.15%	

Valid	Invalid	Minimum	Maximum
17394	3351	0	1

PA57C - A57C RECEIVE AFDC-PQ

Type	Code
Measurement Unit	numeric
PA57C	57C. Last month, did you or any member of your household receive: Aid to Families with Dependent Children (AFDC)?

			Frequency	% of total	% of valid
Valid	0	no	15991	77.08%	92.03%
	1	yes	1385	6.68%	7.97%
		Total	17,376	83.76%	100%
Missing	.	missing	3309	15.95%	
	6	refused	60	0.29%	
		Total	3,369	16.24%	

Valid	Invalid	Minimum	Maximum
17376	3369	0	1

PA57D - A57D RECEIVE FOOD STAMPS-PQ

Type	Code
Measurement Unit	numeric
PA57D	57D. Last month, did you or any member of your household receive: food stamps?

			Frequency	% of total	% of valid
Valid	0	no	15071	72.65%	86.87%
	1	yes	2278	10.98%	13.13%
		Total	17,349	83.63%	100%
Missing	.	missing	3336	16.08%	
	6	refused	60	0.29%	
		Total	3,396	16.37%	

Valid	Invalid	Minimum	Maximum

17349	3396	0	1
-------	------	---	---

PA57E - A57E RECEIVE UNEMPLOYMENT-PQ

Type	Code
Measurement Unit	numeric
PA57E	57E. Last month, did you or any member of your household receive: unemployment or worker's compensations?

			Frequency	% of total	% of valid
Valid	0	no	16541	79.73%	95.27%
	1	yes	821	3.96%	4.73%
	Total		17,362	83.69%	100%
Missing	.	missing	3327	16.04%	
	6	refused	56	0.27%	
	Total		3,383	16.31%	

Valid	Invalid	Minimum	Maximum
17362	3383	0	1

PA57F - A57F RECEIVE HOUSING SUBSIDY-PQ

Type	Code
Measurement Unit	numeric
PA57F	57F. Last month, did you or any member of your household receive: a housing subsidy or public housing?

			Frequency	% of total	% of valid
Valid	0	no	16710	80.55%	96.22%
	1	yes	656	3.16%	3.78%
	Total		17,366	83.71%	100%
Missing	.	missing	3327	16.04%	
	6	refused	52	0.25%	
	Total		3,379	16.29%	

Valid	Invalid	Minimum	Maximum
17366	3379	0	1

PA58 - A58 GENERAL PHYSICAL HEALTH-PQ

Type	Code
Measurement Unit	numeric
PA58	58. How is your general physical health?

			Frequency	% of total	% of valid
--	--	--	-----------	------------	------------

Valid	1	excellent	3720	17.93%	21.13%
	2	very good	5759	27.76%	32.7%
	3	good	5505	26.54%	31.26%
	4	fair	2090	10.07%	11.87%
	5	poor	535	2.58%	3.04%
		Total	17,609	84.88%	100%
Missing	.	missing	3115	15.02%	
	6	refused	21	0.1%	
		Total	3,136	15.12%	

Valid	Invalid	Minimum	Maximum
17609	3136	1	5

PA59 - A59 MEDICAL CARE FOR FAMILY-PQ

Type	Code
Measurement Unit	numeric
PA59	59. In general, how easy or hard is it for you to get medical care for your family?

			Frequency	% of total	% of valid
Valid	1	very easy	11156	53.78%	63.48%
	2	somewhat easy	3711	17.89%	21.12%
	3	somewhat hard	1531	7.38%	8.71%
	4	very hard	1175	5.66%	6.69%
		Total	17,573	84.71%	100%
Missing	.	missing	3126	15.07%	
	6	refused	46	0.22%	
		Total	3,172	15.29%	

Valid	Invalid	Minimum	Maximum
17573	3172	1	4

PA60 - A60 WEAR A SEATBELT-PQ

Type	Code
Measurement Unit	numeric
PA60	60. When you drive or ride in a car, how often do you wear a car seatbelt?

	Frequency	% of total	% of valid
--	-----------	------------	------------

Valid	1	never	733	3.53%	4.17%
	2	rarely	804	3.88%	4.57%
	3	sometimes	1660	8%	9.44%
	4	most of the time	2637	12.71%	14.99%
	5	always	11758	56.68%	66.84%
		Total	17,592	84.8%	100%
Missing	.	missing	3123	15.05%	
	6	refused	30	0.14%	
		Total	3,153	15.2%	

Valid	Invalid	Minimum	Maximum
17592	3153	1	5

PA61 - A61 HOW OFTEN DRINK ALCOHOL-PQ

Type	Code
Measurement Unit	numeric
PA61	61. How often do you drink alcohol?

			Frequency	% of total	% of valid
Valid	1	never	7959	38.37%	45.28%
	2	once a month or less	5665	27.31%	32.23%
	3	two or three days a month	1658	7.99%	9.43%
	4	once or twice a week	1608	7.75%	9.15%
	5	three to five days a week	403	1.94%	2.29%
	6	nearly every day	285	1.37%	1.62%
		Total	17,578	84.73%	100%
Missing	.	missing	3116	15.02%	
	96	refused	51	0.25%	
		Total	3,167	15.27%	

Valid	Invalid	Minimum	Maximum
17578	3167	1	6

PA62 - A62 IN LAST MONTH > 5 DRINKS-PQ

Type	Code
Measurement Unit	numeric
PA62	62. How often in the last month have you had five or more drinks on one occasion?

			Frequency	% of total	% of valid
--	--	--	-----------	------------	------------

Valid	1	never	15303	73.77%	87.34%
	2	once	1170	5.64%	6.68%
	3	twice	468	2.26%	2.67%
	4	three times	265	1.28%	1.51%
	5	four times	145	0.7%	0.83%
	6	five or more times	170	0.82%	0.97%
		Total	17,521	84.46%	100%
Missing	.	missing	3169	15.28%	
	96	refused	55	0.27%	
		Total	3,224	15.54%	

Valid	Invalid	Minimum	Maximum
17521	3224	1	6

PA63 - A63 CIGARETTE SMOKERS IN HOUSEHOLD-PQ

Type	Code
Measurement Unit	numeric
PA63	63. Are there any cigarette smokers in your household?

			Frequency	% of total	% of valid
Valid	0	no	9573	46.15%	54.43%
	1	yes	8014	38.63%	45.57%
		Total	17,587	84.78%	100%
Missing	.	missing	3129	15.08%	
	6	refused	29	0.14%	
		Total	3,158	15.22%	

Valid	Invalid	Minimum	Maximum
17587	3158	0	1

PA64 - A64 DOES RESPONDENT SMOKE-PQ

Type	Code
Measurement Unit	numeric
PA64	64. Do you smoke?

			Frequency	% of total	% of valid
Valid	0	no	3001	14.47%	37.48%
	1	yes	5007	24.14%	62.52%
		Total	8,008	38.6%	100%
Missing	.	missing	3141	15.14%	
	6	refused	23	0.11%	
	7	legitimate skip	9573	46.15%	

	Total	12,737	61.4%
--	-------	--------	-------

Valid	Invalid	Minimum	Maximum
8008	12737	0	1

PB2 - B2 SEX OF CURRENT PARTNER-PQ

Type	Code
Measurement Unit	numeric
PB2	2. What is your current (spouse/ partner)'s sex?

			Frequency	% of total	% of valid
Valid	1	male	12298	59.28%	95.82%
	2	female	536	2.58%	4.18%
Total			12,834	61.87%	100%
Missing	.	missing	3320	16%	
	6	refused	4	0.02%	
	7	legitimate skip	4587	22.11%	
Total			7,911	38.13%	

Valid	Invalid	Minimum	Maximum
12834	7911	1	2

PB3 - B3 PARTNER OF HISPANIC ORIGIN-PQ

Type	Code
Measurement Unit	numeric
PB3	3. Is your current (spouse/ partner) of Hispanic or Latino origin?

			Frequency	% of total	% of valid
Valid	0	no	10987	52.96%	86.19%
	1	yes	1760	8.48%	13.81%
Total			12,747	61.45%	100%
Missing	.	missing	3392	16.35%	
	6	refused	5	0.02%	
	7	legitimate skip	4587	22.11%	
	8	don't know	14	0.07%	
Total			7,998	38.55%	

Valid	Invalid	Minimum	Maximum
12747	7998	0	1

PB4_1 - B4_1 PART. HISPANIC, MEX./MEX. AM-PQ

Type	Code
------	------

Measurement Unit	numeric
PB4_1	4_1. What is (his/ her) Hispanic background? Mexican/Mexican American

			Frequency	% of total	% of valid
Valid	0	not marked	821	3.96%	46.81%
	1	marked	933	4.5%	53.19%
Total			1,754	8.46%	100%
Missing	.	missing	3398	16.38%	
	6	refused	5	0.02%	
	7	legitimate skip	15588	75.14%	
Total			18,991	91.54%	

Valid	Invalid	Minimum	Maximum
1754	18991	0	1

PB4_2 - B4_2 PART. HISPANIC, CHICANO-PQ

Type	Code
Measurement Unit	numeric
PB4_2	4_2. What is (his/ her) Hispanic background? Chicano

			Frequency	% of total	% of valid
Valid	0	not marked	1731	8.34%	98.69%
	1	marked	23	0.11%	1.31%
Total			1,754	8.46%	100%
Missing	.	missing	3398	16.38%	
	6	refused	5	0.02%	
	7	legitimate skip	15588	75.14%	
Total			18,991	91.54%	

Valid	Invalid	Minimum	Maximum
1754	18991	0	1

PB4_3 - B4_3 PART. HISPANIC, CUBAN/CUB. AM-PQ

Type	Code
Measurement Unit	numeric
PB4_3	4_3. What is (his/ her) Hispanic background? Cuban/Cuban American

			Frequency	% of total	% of valid
Valid	0	not marked	1484	7.15%	84.61%
	1	marked	270	1.3%	15.39%
Total			1,754	8.46%	100%

Missing	.	missing	3398	16.38%	
	6	refused	5	0.02%	
	7	legitimate skip	15588	75.14%	
		Total	18,991	91.54%	

Valid	Invalid	Minimum	Maximum
1754	18991	0	1

PB4_4 - B4_4 PART. HISPANIC, PUERTO RICAN-PQ

Type	Code
Measurement Unit	numeric
PB4_4	4_4. What is (his/ her) Hispanic background? Puerto Rican

			Frequency	% of total	% of valid
Valid	0	not marked	1523	7.34%	86.83%
	1	marked	231	1.11%	13.17%
		Total	1,754	8.46%	100%
Missing	.	missing	3398	16.38%	
	6	refused	5	0.02%	
	7	legitimate skip	15588	75.14%	
		Total	18,991	91.54%	

Valid	Invalid	Minimum	Maximum
1754	18991	0	1

PB4_5 - B4_5 PART. HISPANIC, CENT/SOUTH AM.-PQ

Type	Code
Measurement Unit	numeric
PB4_5	4_5. What is (his/ her) Hispanic background? Central/South American

			Frequency	% of total	% of valid
Valid	0	not marked	1557	7.51%	88.77%
	1	marked	197	0.95%	11.23%
		Total	1,754	8.46%	100%
Missing	.	missing	3398	16.38%	
	6	refused	5	0.02%	
	7	legitimate skip	15588	75.14%	
		Total	18,991	91.54%	

Valid	Invalid	Minimum	Maximum
1754	18991	0	1

PB4_6 - B4_6 PART. HISPANIC, OTHER-PQ

Type	Code
Measurement Unit	numeric
PB4_6	4_6. What is (his/ her) Hispanic background? other Hispanic

			Frequency	% of total	% of valid
Valid	0	not marked	1638	7.9%	93.39%
	1	marked	116	0.56%	6.61%
	Total		1,754	8.46%	100%
Missing	.	missing	3398	16.38%	
	6	refused	5	0.02%	
	7	legitimate skip	15588	75.14%	
	Total		18,991	91.54%	

Valid	Invalid	Minimum	Maximum
1754	18991	0	1

PB4_7 - B4_6 PART. HISPANIC, OTHER-PQ

Type	Code
Measurement Unit	numeric
PB4_7	4_7. What is (his/ her) Hispanic background? don't know

			Frequency	% of total	% of valid
Valid	0	not marked	1746	8.42%	99.54%
	1	marked	8	0.04%	0.46%
	Total		1,754	8.46%	100%
Missing	.	missing	3398	16.38%	
	6	refused	5	0.02%	
	7	legitimate skip	15588	75.14%	
	Total		18,991	91.54%	

Valid	Invalid	Minimum	Maximum
1754	18991	0	1

PB5_1 - B5_1 PART. RACE, WHITE-PQ

Type	Code
Measurement Unit	numeric
PB5_1	5_1. What is the race of your current (spouse/ partner)? White

			Frequency	% of total	% of valid
Valid	0	not marked	3681	17.74%	28.76%
	1	marked	9120	43.96%	71.24%
	Total		12,801	61.71%	100%

Missing	.	missing	3348	16.14%	
	6	refused	9	0.04%	
	7	legitimate skip	4587	22.11%	
		Total	7,944	38.29%	

Valid	Invalid	Minimum	Maximum
12801	7944	0	1

PB5_2 - B5_2 PART. RACE, BLACK/AF-AM.-PQ

Type	Code
Measurement Unit	numeric
PB5_2	5_2. What is the race of your current (spouse/ partner)? black/African American

			Frequency	% of total	% of valid
Valid	0	not marked	10678	51.47%	83.42%
	1	marked	2123	10.23%	16.58%
		Total	12,801	61.71%	100%
Missing	.	missing	3348	16.14%	
	6	refused	9	0.04%	
	7	legitimate skip	4587	22.11%	
		Total	7,944	38.29%	

Valid	Invalid	Minimum	Maximum
12801	7944	0	1

PB5_3 - B5_3 PART. RACE, AMER IND./NATIVE-PQ

Type	Code
Measurement Unit	numeric
PB5_3	5_3. What is the race of your current (spouse/ partner)? American Indian/Native American

			Frequency	% of total	% of valid
Valid	0	not marked	12560	60.54%	98.12%
	1	marked	241	1.16%	1.88%
		Total	12,801	61.71%	100%
Missing	.	missing	3348	16.14%	
	6	refused	9	0.04%	
	7	legitimate skip	4587	22.11%	
		Total	7,944	38.29%	

Valid	Invalid	Minimum	Maximum
-------	---------	---------	---------

12801	7944	0	1
-------	------	---	---

 PB5_4 - B5_4 PART. RACE, ASIAN OR PAC.IS.-PQ

Type	Code
Measurement Unit	numeric
PB5_4	5_4. What is the race of your current (spouse/ partner)? Asian or Pacific Islander

			Frequency	% of total	% of valid
Valid	0	not marked	12009	57.89%	93.81%
	1	marked	792	3.82%	6.19%
	Total		12,801	61.71%	100%
Missing	.	missing	3348	16.14%	
	6	refused	9	0.04%	
	7	legitimate skip	4587	22.11%	
Total		7,944	38.29%		

Valid	Invalid	Minimum	Maximum
12801	7944	0	1

 PB5_5 - B5_5 PART. RACE, OTHER-PQ

Type	Code
Measurement Unit	numeric
PB5_5	5_5. What is the race of your current (spouse/ partner)? Other

			Frequency	% of total	% of valid
Valid	0	not marked	12060	58.13%	94.21%
	1	marked	741	3.57%	5.79%
	Total		12,801	61.71%	100%
Missing	.	missing	3348	16.14%	
	6	refused	9	0.04%	
	7	legitimate skip	4587	22.11%	
Total		7,944	38.29%		

Valid	Invalid	Minimum	Maximum
12801	7944	0	1

 PB6_1 - B6_1 PART. ASIAN, CHINESE-PQ

Type	Code
Measurement Unit	numeric
PB6_1	6_1. What is (his/ her) Asian background? Chinese

			Frequency	% of total	% of valid
--	--	--	-----------	------------	------------

Valid	0	not marked	606	2.92%	77.39%
	1	marked	177	0.85%	22.61%
		Total	783	3.77%	100%
Missing	.	missing	3357	16.18%	
	6	refused	9	0.04%	
	7	legitimate skip	16596	80%	
		Total	19,962	96.23%	

Valid	Invalid	Minimum	Maximum
783	19962	0	1

PB6_2 - B6_2 PART. ASIAN, FILIPINO-PQ

Type	Code
Measurement Unit	numeric
PB6_2	6_2. What is (his/ her) Asian background? Filipino

			Frequency	% of total	% of valid
Valid	0	not marked	410	1.98%	52.36%
	1	marked	373	1.8%	47.64%
		Total	783	3.77%	100%
Missing	.	missing	3357	16.18%	
	6	refused	9	0.04%	
	7	legitimate skip	16596	80%	
		Total	19,962	96.23%	

Valid	Invalid	Minimum	Maximum
783	19962	0	1

PB6_3 - B6_3 PART. ASIAN, JAPANESE-PQ

Type	Code
Measurement Unit	numeric
PB6_3	6_3. What is (his/ her) Asian background? Japanese

			Frequency	% of total	% of valid
Valid	0	not marked	722	3.48%	92.21%
	1	marked	61	0.29%	7.79%
		Total	783	3.77%	100%
Missing	.	missing	3357	16.18%	
	6	refused	9	0.04%	
	7	legitimate skip	16596	80%	
		Total	19,962	96.23%	

Valid	Invalid	Minimum	Maximum
783	19962	0	1

 PB6_4 - B6_4 PART. ASIAN, ASIAN INDIAN-PQ

Type	Code
Measurement Unit	numeric
PB6_4	6_4. What is (his/ her) Asian background? Asian Indian

			Frequency	% of total	% of valid
Valid	0	not marked	753	3.63%	96.17%
	1	marked	30	0.14%	3.83%
	Total		783	3.77%	100%
Missing	.	missing	3357	16.18%	
	6	refused	9	0.04%	
	7	legitimate skip	16596	80%	
Total		19,962	96.23%		

Valid	Invalid	Minimum	Maximum
783	19962	0	1

 PB6_5 - B6_5 PART. ASIAN, KOREAN-PQ

Type	Code
Measurement Unit	numeric
PB6_5	6_5. What is (his/ her) Asian background? Korean

			Frequency	% of total	% of valid
Valid	0	not marked	746	3.6%	95.27%
	1	marked	37	0.18%	4.73%
	Total		783	3.77%	100%
Missing	.	missing	3357	16.18%	
	6	refused	9	0.04%	
	7	legitimate skip	16596	80%	
Total		19,962	96.23%		

Valid	Invalid	Minimum	Maximum
783	19962	0	1

 PB6_6 - B6_6 PART. ASIAN, VIETNAMESE-PQ

Type	Code
Measurement Unit	numeric
PB6_6	6_6. What is (his/ her) Asian background? Vietnamese

			Frequency	% of total	% of valid
Valid	0	not marked	756	3.64%	96.55%
	1	marked	27	0.13%	3.45%
	Total		783	3.77%	100%
Missing	.	missing	3357	16.18%	
	6	refused	9	0.04%	
	7	legitimate skip	16596	80%	
	Total		19,962	96.23%	

Valid	Invalid	Minimum	Maximum
783	19962	0	1

PB6_7 - B6_7 PART. ASIAN, OTHER-PQ

Type	Code
Measurement Unit	numeric
PB6_7	6_7. What is (his/ her) Asian background? other Asian

			Frequency	% of total	% of valid
Valid	0	not marked	671	3.23%	85.7%
	1	marked	112	0.54%	14.3%
	Total		783	3.77%	100%
Missing	.	missing	3357	16.18%	
	6	refused	9	0.04%	
	7	legitimate skip	16596	80%	
	Total		19,962	96.23%	

Valid	Invalid	Minimum	Maximum
783	19962	0	1

PB6_8 - B6_8 PART. ASIAN, UNKNOWN-PQ

Type	Code
Measurement Unit	numeric
PB6_8	6_8. What is (his/ her) Asian background? don't know

			Frequency	% of total	% of valid
Valid	0	not marked	778	3.75%	99.36%
	1	marked	5	0.02%	0.64%
	Total		783	3.77%	100%
Missing	.	missing	3357	16.18%	
	6	refused	9	0.04%	
	7	legitimate skip	16596	80%	
	Total		19,962	96.23%	

Valid	Invalid	Minimum	Maximum
783	19962	0	1



Type	Code
Measurement Unit	numeric
PB7	7. What is your current (spouse/ partner)'s religion?

			Frequency	% of total	% of valid	
Valid	1	Adventist	43	0.21%	0.34%	
	2	AME, AME Zion, CME	53	0.26%	0.42%	
	3	Assemblies of God	89	0.43%	0.7%	
	5	Baptist	2749	13.25%	21.54%	
	6	Buddhist	75	0.36%	0.59%	
	7	Catholic	3842	18.52%	30.11%	
	8	Christian Church (Disciples of Christ)	427	2.06%	3.35%	
	9	Christian Science	16	0.08%	0.13%	
	10	Congregational	92	0.44%	0.72%	
	11	Eastern Orthodox	29	0.14%	0.23%	
	12	Episcopal	197	0.95%	1.54%	
	13	Friends/Quaker	10	0.05%	0.08%	
	14	Hindu	23	0.11%	0.18%	
	15	Holiness	110	0.53%	0.86%	
	16	Islam, Moslem, Muslim	56	0.27%	0.44%	
	17	Jehovah's Witness	119	0.57%	0.93%	
	18	Jewish (Conservative, Reformed, Orthodox, or Reconstructionist)	130	0.63%	1.02%	
	19	Latter Day Saints (Mormon)	142	0.68%	1.11%	
	20	Lutheran	570	2.75%	4.47%	
	21	Methodist	918	4.43%	7.19%	
	23	other Protestant	700	3.37%	5.49%	
	24	other religion	240	1.16%	1.88%	
	25	Pentecostal	421	2.03%	3.3%	
	26	Presbyterian	311	1.5%	2.44%	
	27	Unitarian	11	0.05%	0.09%	
	28	none	1388	6.69%	10.88%	
			Total	12,761	61.51%	100%
	Missing	.	missing	3315	15.98%	
96		refused	82	0.4%		
97		legitimate skip	4587	22.11%		
		Total	7,984	38.49%		

Valid	Invalid	Minimum	Maximum
12761	7984	1	28

 PB8 - B8 EDUCATION LEVEL OF PARTNER-PQ

Type	Code
Measurement Unit	numeric
PB8	8. How far did your current (spouse/partner) go in school?

			Frequency	% of total	% of valid
Valid	1	8th grade or less	866	4.17%	6.77%
	2	more than 8th grade, but did not graduate from high school	1230	5.93%	9.61%
	3	went to a business, trade, or vocational school instead of high school	134	0.65%	1.05%
	4	high school graduate	3313	15.97%	25.89%
	5	completed a GED	433	2.09%	3.38%
	6	went to a business, trade or vocational school after high school	1157	5.58%	9.04%
	7	went to college, but did not graduate	2122	10.23%	16.59%
	8	graduated from a college or university	1895	9.13%	14.81%
	9	professional training beyond a 4-year college or university	1553	7.49%	12.14%
	10	never went to school	7	0.03%	0.05%
	11	(He/she) went to school, but doesn't know how far	70	0.34%	0.55%
	12	doesn't know if (he/ she) went to school	14	0.07%	0.11%
		Total	12,794	61.67%	100%
Missing	.	missing	3340	16.1%	
	96	refused	24	0.12%	
	97	legitimate skip	4587	22.11%	
		Total	7,951	38.33%	

Valid	Invalid	Minimum	Maximum
12794	7951	1	12

 PB9 - B9 PART. WORK OUTSIDE HOME-PQ

Type	Code
Measurement Unit	numeric

PB9	9. Does (he/she) work outside the home?
-----	---

			Frequency	% of total	% of valid
Valid	0	no	1279	6.17%	9.97%
	1	yes	11544	55.65%	90.03%
Total			12,823	61.81%	100%
Missing	.	missing	3319	16%	
	6	refused	16	0.08%	
	7	legitimate skip	4587	22.11%	
Total			7,922	38.19%	

Valid	Invalid	Minimum	Maximum
12823	7922	0	1

PB10 - B10 PART. WK OUTSIDE HOME LAST 12 MOS-PQ

Type	Code
Measurement Unit	numeric
PB10	10. In the past 12 months, has (he/she) worked outside the home?

			Frequency	% of total	% of valid
Valid	0	no	957	4.61%	74.65%
	1	yes	325	1.57%	25.35%
Total			1,282	6.18%	100%
Missing	.	missing	3318	15.99%	
	6	refused	14	0.07%	
	7	legitimate skip	16131	77.76%	
Total			19,463	93.82%	

Valid	Invalid	Minimum	Maximum
1282	19463	0	1

PB11 - B11 PART. EMP. FULL TIME AT LAST JOB-PQ

Type	Code
Measurement Unit	numeric
PB11	11. Was (he/she) employed full time at this last job?

			Frequency	% of total	% of valid
Valid	0	no	55	0.27%	16.98%
	1	yes	269	1.3%	83.02%
Total			324	1.56%	100%

Missing	.	missing	3319	16%	
	6	refused	14	0.07%	
	7	legitimate skip	17088	82.37%	
		Total	20,421	98.44%	

Valid	Invalid	Minimum	Maximum
324	20421	0	1

PB12 - B12 PART. UNEMP. NOW, BUT LOOKING-PQ

Type	Code
Measurement Unit	numeric
PB12	12. Is (he/she) unemployed right now, but looking for a job?

			Frequency	% of total	% of valid
Valid	0	no	965	4.65%	75.69%
	1	yes	310	1.49%	24.31%
		Total	1,275	6.15%	100%
Missing	.	missing	3325	16.03%	
	6	refused	14	0.07%	
	7	legitimate skip	16131	77.76%	
		Total	19,470	93.85%	

Valid	Invalid	Minimum	Maximum
1275	19470	0	1

PB13 - B13 PART. EMP. FULL TIME NOW-PQ

Type	Code
Measurement Unit	numeric
PB13	13. Is (he/she) employed full time?

			Frequency	% of total	% of valid
Valid	0	no	542	2.61%	4.88%
	1	yes	10565	50.93%	95.12%
		Total	11,107	53.54%	100%
Missing	.	missing	3753	18.09%	
	6	refused	9	0.04%	
	7	legitimate skip	5876	28.32%	
		Total	9,638	46.46%	

Valid	Invalid	Minimum	Maximum
11107	9638	0	1

PB14 - B14 PART. DISABLED-PQ

Type	Code
Measurement Unit	numeric
PB14	14. Is your current (spouse/ partner) disabled?

			Frequency	% of total	% of valid
Valid	0	no	11940	57.56%	93.1%
	1	yes	885	4.27%	6.9%
	Total		12,825	61.82%	100%
Missing	.	missing	3318	15.99%	
	6	refused	15	0.07%	
	7	legitimate skip	4587	22.11%	
	Total		7,920	38.18%	

Valid	Invalid	Minimum	Maximum
12825	7920	0	1

PB15 - B15 PART. RETIRED-PQ

Type	Code
Measurement Unit	numeric
PB15	15. Is (he/she) retired from a job?

			Frequency	% of total	% of valid
Valid	0	no	12093	58.29%	94.3%
	1	yes	731	3.52%	5.7%
	Total		12,824	61.82%	100%
Missing	.	missing	3321	16.01%	
	6	refused	13	0.06%	
	7	legitimate skip	4587	22.11%	
	Total		7,921	38.18%	

Valid	Invalid	Minimum	Maximum
12824	7921	0	1

PB16 - B16 PART. HAPPY-PQ

Type	Code
Measurement Unit	numeric
PB16	16. In general, do you think (he/she) is happy?

			Frequency	% of total	% of valid
Valid	0	no	767	3.7%	6.27%
	1	yes	11467	55.28%	93.73%
	Total		12,234	58.97%	100%

Missing	.	missing	3849	18.55%	
	6	refused	75	0.36%	
	7	legitimate skip	4587	22.11%	
		Total	8,511	41.03%	

Valid	Invalid	Minimum	Maximum
12234	8511	0	1

PB17 - B17 PART. RECEIVING PUB. ASSISTANCE-PQ

Type	Code
Measurement Unit	numeric
PB17	17. Is (he/she) receiving public assistance, such as welfare?

			Frequency	% of total	% of valid
Valid	0	no	12538	60.44%	97.8%
	1	yes	282	1.36%	2.2%
		Total	12,820	61.8%	100%
Missing	.	missing	3317	15.99%	
	6	refused	21	0.1%	
	7	legitimate skip	4587	22.11%	
		Total	7,925	38.2%	

Valid	Invalid	Minimum	Maximum
12820	7925	0	1

PB18 - B18 RATE RELATIONSHIP W/PARTNER-PQ

Type	Code
Measurement Unit	numeric
PB18	18. On a scale from 1 to 10, where 1 equals completely unhappy and 10 equals completely happy, how would you rate your relationship with your current (spouse/partner)?

			Frequency	% of total	% of valid
Valid	1	1, completely unhappy	70	0.34%	0.55%
	2	2	56	0.27%	0.44%
	3	3	124	0.6%	0.97%
	4	4	137	0.66%	1.07%
	5	5	682	3.29%	5.34%
	6	6	414	2%	3.24%
	7	7	1192	5.75%	9.33%
	8	8	3078	14.84%	24.1%
	9	9	2870	13.83%	22.47%
	10	10 completely happy	4148	20%	32.48%

		Total	12,771	61.56%	100%
Missing	.	missing	3329	16.05%	
	96	refused	58	0.28%	
	97	legitimate skip	4587	22.11%	
		Total	7,974	38.44%	

Valid	Invalid	Minimum	Maximum
12771	7974	1	10

PB19 - B19 TALK ABOUT SEPARATING-PQ

Type	Code
Measurement Unit	numeric
PB19	19. In the past year, have you and your current (spouse/partner) talked to each other about separating?

			Frequency	% of total	% of valid
Valid	0	no	10961	52.84%	85.66%
	1	yes	1835	8.85%	14.34%
		Total	12,796	61.68%	100%
Missing	.	missing	3323	16.02%	
	6	refused	39	0.19%	
	7	legitimate skip	4587	22.11%	
		Total	7,949	38.32%	

Valid	Invalid	Minimum	Maximum
12796	7949	0	1

PB20 - B20 FIGHT WITH PARTNER-PQ

Type	Code
Measurement Unit	numeric
PB20	20. How much do you fight or argue with your current (spouse/partner)?

			Frequency	% of total	% of valid
Valid	1	a lot	429	2.07%	3.36%
	2	some	3581	17.26%	28.02%
	3	a little	6795	32.75%	53.17%
	4	not at all	1975	9.52%	15.45%
		Total	12,780	61.61%	100%
Missing	.	missing	3334	16.07%	
	6	refused	44	0.21%	
	7	legitimate skip	4587	22.11%	
		Total	7,965	38.39%	

Valid	Invalid	Minimum	Maximum
12780	7965	1	4

 PB21 - B21 GENERAL HEALTH OF PARTNER-PQ

Type	Code
Measurement Unit	numeric
PB21	21. How is your current (spouse/partner)'s general health?

			Frequency	% of total	% of valid
Valid	1	excellent	2435	11.74%	19.04%
	2	very good	4301	20.73%	33.62%
	3	good	4233	20.4%	33.09%
	4	fair	1395	6.72%	10.91%
	5	poor	428	2.06%	3.35%
		Total	12,792	61.66%	100%
Missing	.	missing	3318	15.99%	
	6	refused	17	0.08%	
	7	legitimate skip	4587	22.11%	
	8	don't know	31	0.15%	
		Total	7,953	38.34%	

Valid	Invalid	Minimum	Maximum
12792	7953	1	5

 PB22 - B22 PARTNER DRINK ALCOHOL-PQ

Type	Code
Measurement Unit	numeric
PB22	22. During the past 12 months, about how often did your current (spouse/partner) drink alcohol?

			Frequency	% of total	% of valid
Valid	1	never	4258	20.53%	33.6%
	2	once a month or less	3252	15.68%	25.66%
	3	two or three days a month	1551	7.48%	12.24%
	4	once or twice a week	1890	9.11%	14.91%
	5	three to five days a week	769	3.71%	6.07%
	6	nearly every day	954	4.6%	7.53%
		Total	12,674	61.09%	100%
Missing	.	missing	3332	16.06%	
	96	refused	37	0.18%	
	97	legitimate skip	4587	22.11%	
	98	don't know	115	0.55%	

	Total	8,071	38.91%
--	-------	-------	--------

Valid	Invalid	Minimum	Maximum
12674	8071	1	6

PC1 - C1 RELATIONSHIP TO ADOLESCENT-PQ

Type	Code
Measurement Unit	numeric
PC1	1. What is your relationship to {NAME}?

			Frequency	% of total	% of valid
Valid	1	biological mother	15077	72.68%	85.34%
	2	step mother	391	1.88%	2.21%
	3	adoptive mother	498	2.4%	2.82%
	4	foster mother	74	0.36%	0.42%
	5	grandmother	403	1.94%	2.28%
	6	aunt	202	0.97%	1.14%
	7	other female relative	85	0.41%	0.48%
	8	other female non-relative	83	0.4%	0.47%
	9	biological father	748	3.61%	4.23%
	10	step father	23	0.11%	0.13%
	11	adoptive father	45	0.22%	0.25%
	12	foster father	2	0.01%	0.01%
	13	grandfather	8	0.04%	0.05%
	14	uncle	9	0.04%	0.05%
	15	other male relative	8	0.04%	0.05%
			16	0.06%	0.07%
	Total		17,668	85.17%	100%
Missing	.	missing	3072	14.81%	
	96	refused	5	0.02%	
	Total		3,077	14.83%	

Valid	Invalid	Minimum	Maximum
17668	3077	1	16

PC2 - C2 BIO MOTHER IN HOUSEHOLD-PQ

Type	Code
Measurement Unit	numeric
PC2	2. Does {NAME}'s biological mother live in this household?

			Frequency	% of total	% of valid
Valid	0	no	2182	10.52%	83.92%
	1	yes	418	2.01%	16.08%

		Total	2,600	12.53%	100%
Missing	.	missing	3065	14.77%	
	6	refused	3	0.01%	
	7	legitimate skip	15077	72.68%	
		Total	18,145	87.47%	

Valid	Invalid	Minimum	Maximum
2600	18145	0	1

PC3 - C3 EVER LIVE W/BIO MOTHER-PQ

Type	Code
Measurement Unit	numeric
PC3	3. Did {NAME} ever live with (his/ her) biological mother?

			Frequency	% of total	% of valid
Valid	0	no	439	2.12%	20.35%
	1	yes	1718	8.28%	79.65%
		Total	2,157	10.4%	100%
Missing	.	missing	3073	14.81%	
	6	refused	2	0.01%	
	7	legitimate skip	15495	74.69%	
	8	don't know	18	0.09%	
		Total	18,588	89.6%	

Valid	Invalid	Minimum	Maximum
2157	18588	0	1

PC4 - C4 MOST RECENT YR LIVED W/BIO MOM-PQ

Type	Numeric (Double)
PC4	4. In what year did {NAME} most recently live with (his/ her) biological mother?

			Frequency	% of total	% of valid
Missing	.	missing	3079	14.84%	
	996	refused	13	0.06%	
	997	legitimate skip	15952	76.9%	
	998	don't know	42	0.2%	
	Total	19,086	92%		

Valid	Invalid	Minimum	Maximum	Mean	StdDev
1659	19086	76	95	88.742013...	5.1474976...

PC5 - C5 MONTHLY SUPPORT FROM BIO MOM-PQ

Type	Code
Measurement Unit	numeric
PC5	5. In a typical month, how much support does {NAME}'s biological mother pay for (him/ her)?

			Frequency	% of total	% of valid
Valid	1	none	1881	9.07%	89.66%
	2	\$100 or less	109	0.53%	5.2%
	3	\$101 -\$200	64	0.31%	3.05%
	4	\$201 - \$500	34	0.16%	1.62%
	5	more than \$500	10	0.05%	0.48%
Total			2,098	10.11%	100%
Missing	.	missing	3085	14.87%	
	6	refused	15	0.07%	
	7	legitimate skip	15495	74.69%	
	8	don't know	52	0.25%	
Total			18,647	89.89%	

Valid	Invalid	Minimum	Maximum
2098	18647	1	5

PC6B - C6B BIO FATHER IN HOUSEHOLD-PQ

Type	Code
Measurement Unit	numeric
PC6B	6B. Does {NAME}'s biological father live in this household?

			Frequency	% of total	% of valid
Valid	0	no	7633	36.79%	45.66%
	1	yes	9084	43.79%	54.34%
Total			16,717	80.58%	100%
Missing	.	missing	3260	15.71%	
	6	refused	20	0.1%	
	7	legitimate skip	748	3.61%	
Total			4,028	19.42%	

Valid	Invalid	Minimum	Maximum
16717	4028	0	1

PC7 - C7 EVER LIVE W/BIO FATHER-PQ

Type	Code
Measurement Unit	numeric
PC7	7. Did {NAME} ever live with (his/ her) biological father?

			Frequency	% of total	% of valid
Valid	0	no	2633	12.69%	34.99%
	1	yes	4893	23.59%	65.01%
Total			7,526	36.28%	100%
Missing	.	missing	3315	15.98%	
	6	refused	18	0.09%	
	7	legitimate skip	9832	47.39%	
	8	don't know	54	0.26%	
Total			13,219	63.72%	

Valid	Invalid	Minimum	Maximum
7526	13219	0	1

PC8 - C8 MOST RECENT YR LIVED W/BIO DAD-PQ

Type	Numeric (Double)
PC8	8. In what year did {NAME} most recently live with (his/ her) biological father?

			Frequency	% of total	% of valid
Missing	.	missing	3308	15.95%	
	996	refused	34	0.16%	
	997	legitimate skip	12519	60.35%	
	998	don't know	74	0.36%	
Total			15,935	76.81%	

Valid	Invalid	Minimum	Maximum	Mean	StdDev
4810	15935	73	95	86.560083...	5.3148554...

PC9 - C9 MONTHLY SUPPORT FROM BIO DAD-PQ

Type	Code
Measurement Unit	numeric
PC9	9. In a typical month, how much support does {NAME}'s biological father pay for (him/ her)?

			Frequency	% of total	% of valid
Valid	1	none	4779	23.04%	64.64%
	2	\$100 or less	646	3.11%	8.74%
	3	\$101 - \$200	830	4%	11.23%
	4	\$201 - \$500	930	4.48%	12.58%
	5	more than \$500	208	1%	2.81%
Total			7,393	35.64%	100%

Missing	.	missing	3304	15.93%	
	6	refused	91	0.44%	
	7	legitimate skip	9832	47.39%	
	8	don't know	125	0.6%	
		Total	13,352	64.36%	

Valid	Invalid	Minimum	Maximum
7393	13352	1	5

PC10 - C10 BEST FRIEND IN SCHOOL-PQ

Type	Code
Measurement Unit	numeric
PC10	10. The next questions are about {NAME}'s best (male/female) friend. Do you know what school this friend goes to?

			Frequency	% of total	% of valid
Valid	0	no	1186	5.72%	6.78%
	1	yes	15720	75.78%	89.81%
	2	(He/ she) doesn't go to school	597	2.88%	3.41%
		Total	17,503	84.37%	100%
Missing	.	missing	3076	14.83%	
	6	refused	166	0.8%	
		Total	3,242	15.63%	

Valid	Invalid	Minimum	Maximum
17503	3242	0	2

PC11 - C11 MET BEST FRIEND IN PERSON-PQ

Type	Code
Measurement Unit	numeric
PC11	11. Have you met this friend in person?

			Frequency	% of total	% of valid
Valid	0	no	1263	6.09%	7.21%
	1	yes	16263	78.39%	92.79%
		Total	17,526	84.48%	100%
Missing	.	missing	3090	14.9%	
	6	refused	129	0.62%	
		Total	3,219	15.52%	

Valid	Invalid	Minimum	Maximum
17526	3219	0	1

 PC12 - C12 MET PARENTS OF BEST FRIEND-PQ

Type	Code
Measurement Unit	numeric
PC12	12. Have you met this friend's parents?

			Frequency	% of total	% of valid
Valid	0	no	3720	17.93%	21.22%
	1	yes	13809	66.57%	78.78%
		Total	17,529	84.5%	100%
Missing	.	missing	3092	14.9%	
	6	refused	124	0.6%	
		Total	3,216	15.5%	

Valid	Invalid	Minimum	Maximum
17529	3216	0	1

 PC13 - C13 INFLUENCE OF BEST FRIEND-PQ

Type	Code
Measurement Unit	numeric
PC13	13. What kind of influence is {NAME}'s best friend-good, bad, or neither?

			Frequency	% of total	% of valid
Valid	1	a good influence	10880	52.45%	66.83%
	2	a bad influence	644	3.1%	3.96%
	3	neither a good nor a bad influence	4755	22.92%	29.21%
		Total	16,279	78.47%	100%
Missing	.	missing	3112	15%	
	6	refused	114	0.55%	
	8	don't know	1240	5.98%	
		Total	4,466	21.53%	

Valid	Invalid	Minimum	Maximum
16279	4466	1	3

 PC14 - C14 SPECIAL GIRLFRIEND/BOYFRIEND-PQ

Type	Code
Measurement Unit	numeric
PC14	14. Does {NAME} have one, special (girlfriend/ boyfriend)?

			Frequency	% of total	% of valid
--	--	--	-----------	------------	------------

Valid	0	no	9899	47.72%	60.46%
	1	yes	6474	31.21%	39.54%
		Total	16,373	78.93%	100%
Missing	.	missing	3077	14.83%	
	6	refused	35	0.17%	
	8	don't know	1260	6.07%	
		Total	4,372	21.07%	

Valid	Invalid	Minimum	Maximum
16373	4372	0	1

PC15 - C15 MET SPECIAL FRIEND IN PERSON-PQ

Type	Code
Measurement Unit	numeric
PC15	15. Have you met (him/ her) in person?

			Frequency	% of total	% of valid
Valid	0	no	696	3.36%	10.77%
	1	yes	5769	27.81%	89.23%
		Total	6,465	31.16%	100%
Missing	.	missing	3090	14.9%	
	6	refused	31	0.15%	
	7	legitimate skip	11159	53.79%	
		Total	14,280	68.84%	

Valid	Invalid	Minimum	Maximum
6465	14280	0	1

PC16 - C16 MET PARENTS OF SPECIAL FRIEND-PQ

Type	Code
Measurement Unit	numeric
PC16	16. Have you met (his/ her) parents?

			Frequency	% of total	% of valid
Valid	0	no	2383	11.49%	36.89%
	1	yes	4077	19.65%	63.11%
		Total	6,460	31.14%	100%
Missing	.	missing	3096	14.92%	
	6	refused	30	0.14%	
	7	legitimate skip	11159	53.79%	
		Total	14,285	68.86%	

Valid	Invalid	Minimum	Maximum
6460	14285	0	1

PC17 - C17 TALK TO PARENTS OF FRIENDS-PQ

Type	Code
Measurement Unit	numeric
PC17	17. Please think about all of {NAME}'s friends. How many parents of {NAME}'s friends have you talked to in the last four weeks?

			Frequency	% of total	% of valid
Valid	0	0	4624	22.29%	26.34%
	1	1	3664	17.66%	20.87%
	2	2	3480	16.78%	19.82%
	3	3	2101	10.13%	11.97%
	4	4	1388	6.69%	7.91%
	5	5	598	2.88%	3.41%
	6	6 or more	1701	8.2%	9.69%
		Total	17,556	84.63%	100%
Missing	.	missing	3130	15.09%	
	96	refused	59	0.28%	
		Total	3,189	15.37%	

Valid	Invalid	Minimum	Maximum
17556	3189	0	6

PC18 - C18 PHYSICAL HEALTH-PQ

Type	Code
Measurement Unit	numeric
PC18	18. The next questions are about {NAME}'s health and health behaviors. How would you rate {NAME}'s general physical health?

			Frequency	% of total	% of valid
Valid	1	excellent	6988	33.69%	39.62%
	2	very good	6182	29.8%	35.05%
	3	good	3727	17.97%	21.13%
	4	fair	664	3.2%	3.76%
	5	poor	78	0.38%	0.44%
		Total	17,639	85.03%	100%
Missing	.	missing	3079	14.84%	
	6	refused	9	0.04%	
	8	don't know	18	0.09%	
		Total	3,106	14.97%	

Valid	Invalid	Minimum	Maximum
17639	3106	1	5

PC19A_P - C19A_P BIRTHWEIGHT, POUNDS-PQ

Type	Code
Measurement Unit	numeric
PC19A_P	19A. What was {NAME}'s birthweight? pounds

			Frequency	% of total	% of valid
Valid	3	less than 4 pounds	371	1.79%	2.24%
	4	4 pounds	618	2.98%	3.73%
	5	5 pounds	1444	6.96%	8.73%
	6	6 pounds	3758	18.12%	22.71%
	7	7 pounds	5523	26.62%	33.38%
	8	8 pounds	3323	16.02%	20.08%
	9	9 pounds	1158	5.58%	7%
	10	10 pounds	288	1.39%	1.74%
	11	11 pounds	46	0.22%	0.28%
	12	12 pounds or more	19	0.09%	0.11%
	Total	16,548	79.77%	100%	
Missing	.	missing	3149	15.18%	
	98	don't know	1048	5.05%	
	Total	4,197	20.23%		

Valid	Invalid	Minimum	Maximum
16548	4197	3	12

PC19B_O - C19B_O BIRTHWEIGHT, OUNCES-PQ

Type	Code
Measurement Unit	numeric
PC19B_O	19B. What was {NAME}'s birthweight? ounces

			Frequency	% of total	% of valid
--	--	--	-----------	------------	------------

Valid	0	0 ounces	1555	7.5%	10%
	1	1 ounce	765	3.69%	4.92%
	2	2 ounces	1038	5%	6.68%
	3	3 ounces	912	4.4%	5.87%
	4	4 ounces	962	4.64%	6.19%
	5	5 ounces	796	3.84%	5.12%
	6	6 ounces	1373	6.62%	8.83%
	7	7 ounces	960	4.63%	6.18%
	8	8 ounces	1529	7.37%	9.84%
	9	9 ounces	823	3.97%	5.29%
	10	10 ounces	772	3.72%	4.97%
	11	11 ounces	919	4.43%	5.91%
	12	12 ounces	887	4.28%	5.71%
	13	13 ounces	880	4.24%	5.66%
	14	14 ounces	763	3.68%	4.91%
15	15 ounces	612	2.95%	3.94%	
		Total	15,546	74.94%	100%
Missing	.	missing	3790	18.27%	
	98	don't know	1019	4.91%	
	99	not applicable	390	1.88%	
		Total	5,199	25.06%	

Valid	Invalid	Minimum	Maximum
15546	5199	0	15

PC20 - C20 LENGTH OF TIME BREASTFEEDING-PQ

Type	Code
Measurement Unit	numeric
PC20	20. For how long was {NAME} breastfed?

			Frequency	% of total	% of valid
Valid	1	less than 3 months	2480	11.95%	14.64%
	2	3 months to less than 6 months	1748	8.43%	10.32%
	3	6 months to less than 9 months	1178	5.68%	6.95%
	4	9 months to less than 12 months	884	4.26%	5.22%
	5	12 months to less than 24 months	924	4.45%	5.45%
	6	24 months or more	221	1.07%	1.3%
	7	(He/ she) was not breastfed.	9505	45.82%	56.11%
		Total	16,940	81.66%	100%

Missing	.	missing	3057	14.74%	
	96	refused	42	0.2%	
	98	don't know	706	3.4%	
		Total	3,805	18.34%	

Valid	Invalid	Minimum	Maximum
16940	3805	1	7

Type	Code
Measurement Unit	numeric
PC21_1	21_1. What kind of health insurance does {NAME} have? Medicare (from Social Security)

			Frequency	% of total	% of valid
Valid	0	not marked	17467	84.2%	98.78%
	1	marked	216	1.04%	1.22%
		Total	17,683	85.24%	100%
Missing	.	missing	3032	14.62%	
	6	Respondent refused to answer	30	0.14%	
		Total	3,062	14.76%	

Valid	Invalid	Minimum	Maximum
17683	3062	0	1

Type	Code
Measurement Unit	numeric
PC21_2	21_2. What kind of health insurance does {NAME} have? Medicaid

			Frequency	% of total	% of valid
Valid	0	not marked	15899	76.64%	89.91%
	1	marked	1784	8.6%	10.09%
		Total	17,683	85.24%	100%
Missing	.	missing	3032	14.62%	
	6	Respondent refused to answer	30	0.14%	
		Total	3,062	14.76%	

Valid	Invalid	Minimum	Maximum
17683	3062	0	1

####

Type	Code
Measurement Unit	numeric
PC21_3	21_3. What kind of health insurance does {NAME} have? Individual or group private coverage (such as Blue Cross or Cigna)

			Frequency	% of total	% of valid
Valid	0	not marked	8930	43.05%	50.5%
	1	marked	8753	42.19%	49.5%
	Total		17,683	85.24%	100%
Missing	.	missing	3032	14.62%	
	6	Respondent refused to answer	30	0.14%	
	Total		3,062	14.76%	

Valid	Invalid	Minimum	Maximum
17683	3062	0	1

Type	Code
Measurement Unit	numeric
PC21_4	21_4. What kind of health insurance does {NAME} have? prepaid health plan (such as an HMO or CHAMPUS)

			Frequency	% of total	% of valid
Valid	0	not marked	13443	64.8%	76.02%
	1	marked	4240	20.44%	23.98%
	Total		17,683	85.24%	100%
Missing	.	missing	3032	14.62%	
	6	Respondent refused to answer	30	0.14%	
	Total		3,062	14.76%	

Valid	Invalid	Minimum	Maximum
17683	3062	0	1

Type	Code
Measurement Unit	numeric
PC21_5	21_5. What kind of health insurance does {NAME} have? Other

			Frequency	% of total	% of valid
Valid	0	not marked	16896	81.45%	95.55%
	1	marked	787	3.79%	4.45%
	Total		17,683	85.24%	100%

Missing	.	missing	3032	14.62%	
	6	Respondent refused to answer	30	0.14%	
		Total	3,062	14.76%	

Valid	Invalid	Minimum	Maximum
17683	3062	0	1

Type	Code
Measurement Unit	numeric
PC21_6	21_6. What kind of health insurance does {NAME} have? None

			Frequency	% of total	% of valid
Valid	0	not marked	15462	74.53%	87.44%
	1	marked	2221	10.71%	12.56%
		Total	17,683	85.24%	100%
Missing	.	missing	3032	14.62%	
	6	Respondent refused to answer	30	0.14%	
		Total	3,062	14.76%	

Valid	Invalid	Minimum	Maximum
17683	3062	0	1

Type	Code
Measurement Unit	numeric
PC21_7	21_7. What kind of health insurance does {NAME} have? don't know

			Frequency	% of total	% of valid
Valid	0	not marked	17532	84.51%	99.15%
	1	marked	151	0.73%	0.85%
		Total	17,683	85.24%	100%
Missing	.	missing	3032	14.62%	
	6	Respondent refused to answer	30	0.14%	
		Total	3,062	14.76%	

Valid	Invalid	Minimum	Maximum
17683	3062	0	1

Type	Code
Measurement Unit	numeric

PC22	22. In the past 12 months, has there been a time when {NAME} had no health insurance?
------	---

			Frequency	% of total	% of valid
Valid	0	no	14113	68.03%	92.08%
	1	yes	1214	5.85%	7.92%
Total			15,327	73.88%	100%
Missing	.	missing	3099	14.94%	
	6	refused	20	0.1%	
	7	legitimate skip	2221	10.71%	
	8	don't know	78	0.38%	
Total			5,418	26.12%	

Valid	Invalid	Minimum	Maximum
15327	5418	0	1

PC23 - C23 WEEK NIGHT BEDTIME-PQ

Type	Code
Measurement Unit	numeric
PC23	23. What time does {NAME} have to go to bed on week nights?

			Frequency	% of total	% of valid
Valid	1	9:00 p.m. or earlier	2142	10.33%	12.18%
	2	by 10:00 p.m.	7110	34.27%	40.44%
	3	by 11:00 p.m.	4031	19.43%	22.93%
	4	by 12:00 (midnight)	965	4.65%	5.49%
	5	by 1:00 a.m.	137	0.66%	0.78%
	6	after 1:00 a.m.	85	0.41%	0.48%
	7	(He/ she) has no set bedtime.	3111	15%	17.7%
Total			17,581	84.75%	100%
Missing	.	missing	3066	14.78%	
	96	refused	11	0.05%	
	98	don't know	87	0.42%	
Total			3,164	15.25%	

Valid	Invalid	Minimum	Maximum
17581	3164	1	7

PC24 - C24 RESPONDENT IN SCHOOL NOW-PQ

Type	Code
Measurement Unit	numeric
PC24	24. Is {NAME} in school now?

			Frequency	% of total	% of valid
Valid	0	no	8863	42.72%	50.2%
	1	yes	8792	42.38%	49.8%
		Total	17,655	85.1%	100%
Missing	.	missing	3082	14.86%	
	6	refused	8	0.04%	
		Total	3,090	14.9%	

Valid	Invalid	Minimum	Maximum
17655	3090	0	1

PC25 - C25 TALK ABOUT GRADES-PQ

Type	Code
Measurement Unit	numeric
PC25	25. In the past week, have you and {NAME} talked about (his/ her) school work or grades?

			Frequency	% of total	% of valid
Valid	0	no	822	3.96%	9.36%
	1	yes	7958	38.36%	90.64%
		Total	8,780	42.32%	100%
Missing	.	missing	3090	14.9%	
	6	refused	12	0.06%	
	7	legitimate skip	8863	42.72%	
		Total	11,965	57.68%	

Valid	Invalid	Minimum	Maximum
8780	11965	0	1

PC26 - C26 TALK ABOUT OTHER SCHOOL ACTIVITY-PQ

Type	Code
Measurement Unit	numeric
PC26	26. In the past week, have you and {NAME} talked about other things [he/ she] is doing at school?

			Frequency	% of total	% of valid
Valid	0	no	943	4.55%	10.74%
	1	yes	7835	37.77%	89.26%
		Total	8,778	42.31%	100%
Missing	.	missing	3090	14.9%	
	6	refused	14	0.07%	
	7	legitimate skip	8863	42.72%	

	Total	11,967	57.69%
--	-------	--------	--------

Valid	Invalid	Minimum	Maximum
8778	11967	0	1

PC27 - C27 TALK WITH TEACHERS-PQ

Type	Code
Measurement Unit	numeric
PC27	27. Have you talked with any of {NAME}'s teachers about (his/ her) school work this school year, either informally or in a regularly scheduled parent-teacher conference?

			Frequency	% of total	% of valid
Valid	0	no	2598	12.52%	29.58%
	1	yes	6185	29.81%	70.42%
	Total		8,783	42.34%	100%
Missing	.	missing	3084	14.87%	
	6	refused	15	0.07%	
	7	legitimate skip	8863	42.72%	
	Total		11,962	57.66%	

Valid	Invalid	Minimum	Maximum
8783	11962	0	1

PC28 - C28 PARTICIPATE IN SCHOOL FUNDRAISING-PQ

Type	Code
Measurement Unit	numeric
PC28	28. During this school year, have you participated in school fund-raising or done volunteer work for {NAME}'s school-such as supervising lunch, chaperoning a field trip, etc.?

			Frequency	% of total	% of valid
Valid	0	no	6007	28.96%	68.47%
	1	yes	2766	13.33%	31.53%
	Total		8,773	42.29%	100%
Missing	.	missing	3093	14.91%	
	6	refused	16	0.08%	
	7	legitimate skip	8863	42.72%	
	Total		11,972	57.71%	

Valid	Invalid	Minimum	Maximum
8773	11972	0	1

 PC29A - C29A SCHOOL, HIGH PRIORITY-LEARNING-PQ

Type	Code
Measurement Unit	numeric
PC29A	29A. How much do you agree or disagree with each of the following statements about {NAME}'s school? {NAME}'s school places a high priority on learning.

			Frequency	% of total	% of valid
Valid	1	strongly agree	2755	13.28%	31.58%
	2	agree	4352	20.98%	49.89%
	3	neither agree nor disagree	910	4.39%	10.43%
	4	disagree	540	2.6%	6.19%
	5	strongly disagree	166	0.8%	1.9%
		Total	8,723	42.05%	100%
Missing	.	missing	3117	15.03%	
	6	refused	42	0.2%	
	7	legitimate skip	8863	42.72%	
		Total	12,022	57.95%	

Valid	Invalid	Minimum	Maximum
8723	12022	1	5

 PC29B - C29B SCHOOL, SAFE PLACE-PQ

Type	Code
Measurement Unit	numeric
PC29B	29B. How much do you agree or disagree with each of the following statements about {NAME}'s school? {NAME}'s school is a safe place.

			Frequency	% of total	% of valid
Valid	1	strongly agree	1635	7.88%	18.81%
	2	agree	4485	21.62%	51.59%
	3	neither agree nor disagree	1414	6.82%	16.27%
	4	disagree	930	4.48%	10.7%
	5	strongly disagree	229	1.1%	2.63%
		Total	8,693	41.9%	100%
Missing	.	missing	3146	15.17%	
	6	refused	43	0.21%	
	7	legitimate skip	8863	42.72%	
		Total	12,052	58.1%	

Valid	Invalid	Minimum	Maximum

8693	12052	1	5
------	-------	---	---

PC29C - C29C SCHOOL, GOOD SCHOOL-PQ

Type	Code
Measurement Unit	numeric
PC29C	29C. How much do you agree or disagree with each of the following statements about {NAME}'s school? {NAME}'s school is a good school.

			Frequency	% of total	% of valid
Valid	1	strongly agree	2204	10.62%	25.34%
	2	agree	4912	23.68%	56.48%
	3	neither agree nor disagree	970	4.68%	11.15%
	4	disagree	475	2.29%	5.46%
	5	strongly disagree	136	0.66%	1.56%
		Total	8,697	41.92%	100%
Missing	.	missing	3144	15.16%	
	6	refused	41	0.2%	
	7	legitimate skip	8863	42.72%	
		Total	12,048	58.08%	

Valid	Invalid	Minimum	Maximum
8697	12048	1	5

PC30 - C30 MOST IMPORTANT QUALITY IN SCHOOL-PQ

Type	Code
Measurement Unit	numeric
PC30	30. If {NAME} could be one of the following in high school, which would be most important to you?

			Frequency	% of total	% of valid
Valid	1	a brilliant student	11152	53.76%	64.19%
	2	a leader in school activities	3865	18.63%	22.25%
	3	an athletic star	684	3.3%	3.94%
	4	the most popular	242	1.17%	1.39%
		Total	17,374	83.75%	100%
Missing	.	missing	3145	15.16%	
	6	refused	226	1.09%	
		Total	3,371	16.25%	

Valid	Invalid	Minimum	Maximum
17374	3371	1	5

PC31 - C31 DISAPPOINTMENT IF NO COLLEGE-PQ

Type	Code
Measurement Unit	numeric
PC31	31. How disappointed would you be if {NAME} did not graduate from college?

			Frequency	% of total	% of valid
Valid	1	very disappointed	7884	38%	44.72%
	2	somewhat disappointed	6985	33.67%	39.62%
	3	not disappointed	2759	13.3%	15.65%
		Total	17,628	84.97%	100%
Missing	.	missing	3086	14.88%	
	6	refused	31	0.15%	
		Total	3,117	15.03%	

Valid	Invalid	Minimum	Maximum
17628	3117	1	3

Type	Code
Measurement Unit	numeric
PC32	32. Does {NAME} have a bad temper?

			Frequency	% of total	% of valid
Valid	0	no	12079	58.23%	68.7%
	1	yes	5503	26.53%	31.3%
		Total	17,582	84.75%	100%
Missing	.	missing	3119	15.03%	
	6	refused	44	0.21%	
		Total	3,163	15.25%	

Valid	Invalid	Minimum	Maximum
17582	3163	0	1

Type	Code
Measurement Unit	numeric
PC33	33. All things considered, how is {NAME}'s life going?

			Frequency	% of total	% of valid
Valid	1	very well	9471	45.65%	53.72%
	2	fairly well	7343	35.4%	41.65%
	3	not so well	703	3.39%	3.99%
	4	not well at all	114	0.55%	0.65%

		Total	17,631	84.99%	100%
Missing	.	missing	3087	14.88%	
	6	refused	27	0.13%	
		Total	3,114	15.01%	

Valid	Invalid	Minimum	Maximum
17631	3114	1	4

PC34A - C34A GET ALONG WELL WITH ADOL.-PQ

Type	Code
Measurement Unit	numeric
PC34A	34A. How often would it be true for you to make each of the following statements about {NAME}? You get along well with (him/ her).

			Frequency	% of total	% of valid
Valid	1	always	7310	35.24%	41.46%
	2	often	8151	39.29%	46.23%
	3	sometimes	1959	9.44%	11.11%
	4	seldom	169	0.81%	0.96%
	5	never	42	0.2%	0.24%
		Total	17,631	84.99%	100%
Missing	.	missing	3089	14.89%	
	6	refused	25	0.12%	
		Total	3,114	15.01%	

Valid	Invalid	Minimum	Maximum
17631	3114	1	5

PC34B - C34B MAKE DECISIONS TOGETHER-PQ

Type	Code
Measurement Unit	numeric
PC34B	34B. How often would it be true for you to make each of the following statements about {NAME}? {NAME} and you make decisions about (his/ her) life together.

			Frequency	% of total	% of valid
Valid	1	always	4874	23.49%	27.71%
	2	often	7366	35.51%	41.88%
	3	sometimes	4302	20.74%	24.46%
	4	seldom	746	3.6%	4.24%
	5	never	300	1.45%	1.71%
		Total	17,588	84.78%	100%

Missing	.	missing	3123	15.05%	
	6	refused	34	0.16%	
		Total	3,157	15.22%	

Valid	Invalid	Minimum	Maximum
17588	3157	1	5

PC34C - C34C DOES NOT UNDERSTAND ADOL.-PQ

Type	Code
Measurement Unit	numeric
PC34C	34C. How often would it be true for you to make each of the following statements about {NAME}? You just do not understand (him/ her).

			Frequency	% of total	% of valid
Valid	1	always	746	3.6%	4.26%
	2	often	1317	6.35%	7.52%
	3	sometimes	6491	31.29%	37.08%
	4	seldom	5567	26.84%	31.8%
	5	never	3384	16.31%	19.33%
		Total	17,505	84.38%	100%
Missing	.	missing	3195	15.4%	
	6	refused	45	0.22%	
		Total	3,240	15.62%	

Valid	Invalid	Minimum	Maximum
17505	3240	1	5

PC34D - C34D FEEL YOU CAN TRUST ADOL.-PQ

Type	Code
Measurement Unit	numeric
PC34D	34D. How often would it be true for you to make each of the following statements about {NAME}? You feel you can really trust (him/ her).

			Frequency	% of total	% of valid
Valid	1	always	9252	44.6%	52.63%
	2	often	5185	24.99%	29.5%
	3	sometimes	2481	11.96%	14.11%
	4	seldom	469	2.26%	2.67%
	5	never	192	0.93%	1.09%
		Total	17,579	84.74%	100%
Missing	.	missing	3131	15.09%	
	6	refused	35	0.17%	

		Total	3,166	15.26%	
--	--	-------	-------	--------	--

Valid	Invalid	Minimum	Maximum
17579	3166	1	5

PC34E - C34E INTERFERES W/ACTIVITIES-PQ

Type	Code
Measurement Unit	numeric
PC34E	34E. How often would it be true for you to make each of the following statements about {NAME}? (He/ she) interferes with your activities.

			Frequency	% of total	% of valid
Valid	1	always	262	1.26%	1.49%
	2	often	369	1.78%	2.1%
	3	sometimes	1943	9.37%	11.06%
	4	seldom	4006	19.31%	22.8%
	5	never	10994	53%	62.56%
		Total	17,574	84.71%	100%
Missing	.	missing	3132	15.1%	
	6	refused	39	0.19%	
		Total	3,171	15.29%	

Valid	Invalid	Minimum	Maximum
17574	3171	1	5

PC35 - C35 DID NOT LIVE WITH-PQ

Type	Code
Measurement Unit	numeric
PC35	35. Was there ever a period of at least 6 months when {NAME} did not live with you?

			Frequency	% of total	% of valid
Valid	0	no	15526	74.84%	88.27%
	1	yes	2064	9.95%	11.73%
		Total	17,590	84.79%	100%
Missing	.	missing	3140	15.14%	
	6	refused	15	0.07%	
		Total	3,155	15.21%	

Valid	Invalid	Minimum	Maximum
17590	3155	0	1

PC36_0 - C36_0 YEAR OF LIFE AWAY, 0-PQ

Type	Code
Measurement Unit	numeric
PC36_0	36_0. During which years of (his/ her) life has {NAME} been away from you for at least 6 months? Birth to first birthday

			Frequency	% of total	% of valid
Valid	0	not marked	1418	6.84%	68.11%
	1	marked	664	3.2%	31.89%
	Total		2,082	10.04%	100%
Missing	.	missing	3112	15%	
	6	refused to answer	25	0.12%	
	7	legitimate skip	15526	74.84%	
Total		18,663	89.96%		

Valid	Invalid	Minimum	Maximum
2082	18663	0	1

Type	Code
Measurement Unit	numeric
PC36_1	36_1. During which years of (his/ her) life has {NAME} been away from you for at least 6 months? Age 1

			Frequency	% of total	% of valid
Valid	0	not marked	1416	6.83%	68.01%
	1	marked	666	3.21%	31.99%
	Total		2,082	10.04%	100%
Missing	.	missing	3112	15%	
	6	refused to answer	25	0.12%	
	7	legitimate skip	15526	74.84%	
Total		18,663	89.96%		

Valid	Invalid	Minimum	Maximum
2082	18663	0	1

Type	Code
Measurement Unit	numeric
PC36_2	36_2. During which years of (his/ her) life has {NAME} been away from you for at least 6 months? Age 2

			Frequency	% of total	% of valid
--	--	--	-----------	------------	------------

Valid	0	not marked	1399	6.74%	67.2%
	1	marked	683	3.29%	32.8%
		Total	2,082	10.04%	100%
Missing	.	missing	3112	15%	
	6	refused to answer	25	0.12%	
	7	legitimate skip	15526	74.84%	
		Total	18,663	89.96%	

Valid	Invalid	Minimum	Maximum
2082	18663	0	1

PC36_3 - C36_3 YEAR OF LIFE AWAY, 3-PQ

Type	Code
Measurement Unit	numeric
PC36_3	36_3. During which years of (his/ her) life has {NAME} been away from you for at least 6 months? Age 3

			Frequency	% of total	% of valid
Valid	0	not marked	1410	6.8%	67.72%
	1	marked	672	3.24%	32.28%
		Total	2,082	10.04%	100%
Missing	.	missing	3112	15%	
	6	refused to answer	25	0.12%	
	7	legitimate skip	15526	74.84%	
		Total	18,663	89.96%	

Valid	Invalid	Minimum	Maximum
2082	18663	0	1

PC36_4 - C36_4 YEAR OF LIFE AWAY, 4-PQ

Type	Code
Measurement Unit	numeric
PC36_4	36_4. During which years of (his/ her) life has {NAME} been away from you for at least 6 months? Age 4

			Frequency	% of total	% of valid
Valid	0	not marked	1429	6.89%	68.64%
	1	marked	653	3.15%	31.36%
		Total	2,082	10.04%	100%
Missing	.	missing	3112	15%	
	6	refused to answer	25	0.12%	
	7	legitimate skip	15526	74.84%	

		Total	18,663	89.96%	
--	--	-------	--------	--------	--

Valid	Invalid	Minimum	Maximum
2082	18663	0	1

PC36_5 - C36_5 YEAR OF LIFE AWAY, 5-PQ

Type	Code
Measurement Unit	numeric
PC36_5	36_5. During which years of (his/ her) life has {NAME} been away from you for at least 6 months? Age 5

			Frequency	% of total	% of valid
Valid	0	not marked	1428	6.88%	68.59%
	1	marked	654	3.15%	31.41%
Total			2,082	10.04%	100%
Missing	.	missing	3112	15%	
	6	refused to answer	25	0.12%	
	7	legitimate skip	15526	74.84%	
Total			18,663	89.96%	

Valid	Invalid	Minimum	Maximum
2082	18663	0	1

PC36_6 - C36_6 YEAR OF LIFE AWAY, 6-PQ

Type	Code
Measurement Unit	numeric
PC36_6	36_6. During which years of (his/ her) life has {NAME} been away from you for at least 6 months? Age 6

			Frequency	% of total	% of valid
Valid	0	not marked	1432	6.9%	68.78%
	1	marked	650	3.13%	31.22%
Total			2,082	10.04%	100%
Missing	.	missing	3112	15%	
	6	refused to answer	25	0.12%	
	7	legitimate skip	15526	74.84%	
Total			18,663	89.96%	

Valid	Invalid	Minimum	Maximum
2082	18663	0	1

PC36_7 - C36_7 YEAR OF LIFE AWAY, 7-PQ

Type	Code
Measurement Unit	numeric
PC36_7	36_7. During which years of (his/ her) life has {NAME} been away from you for at least 6 months? Age 7

			Frequency	% of total	% of valid
Valid	0	not marked	1428	6.88%	68.59%
	1	marked	654	3.15%	31.41%
	Total		2,082	10.04%	100%
Missing	.	missing	3112	15%	
	6	refused to answer	25	0.12%	
	7	legitimate skip	15526	74.84%	
Total		18,663	89.96%		

Valid	Invalid	Minimum	Maximum
2082	18663	0	1

Type	Code
Measurement Unit	numeric
PC36_8	36_8. During which years of (his/ her) life has {NAME} been away from you for at least 6 months? Age 8

			Frequency	% of total	% of valid
Valid	0	not marked	1428	6.88%	68.59%
	1	marked	654	3.15%	31.41%
	Total		2,082	10.04%	100%
Missing	.	missing	3112	15%	
	6	refused to answer	25	0.12%	
	7	legitimate skip	15526	74.84%	
Total		18,663	89.96%		

Valid	Invalid	Minimum	Maximum
2082	18663	0	1

Type	Code
Measurement Unit	numeric
PC36_9	36_9. During which years of (his/ her) life has {NAME} been away from you for at least 6 months? Age 9

			Frequency	% of total	% of valid
--	--	--	-----------	------------	------------

Valid	0	not marked	1448	6.98%	69.55%
	1	marked	634	3.06%	30.45%
		Total	2,082	10.04%	100%
Missing	.	missing	3112	15%	
	6	refused to answer	25	0.12%	
	7	legitimate skip	15526	74.84%	
		Total	18,663	89.96%	

Valid	Invalid	Minimum	Maximum
2082	18663	0	1

Type	Code
Measurement Unit	numeric
PC36_10	36_10. During which years of (his/ her) life has {NAME} been away from you for at least 6 months? Age 10

			Frequency	% of total	% of valid
Valid	0	not marked	1457	7.02%	69.98%
	1	marked	625	3.01%	30.02%
		Total	2,082	10.04%	100%
Missing	.	missing	3112	15%	
	6	refused to answer	25	0.12%	
	7	legitimate skip	15526	74.84%	
		Total	18,663	89.96%	

Valid	Invalid	Minimum	Maximum
2082	18663	0	1

Type	Code
Measurement Unit	numeric
PC36_11	36_11. During which years of (his/ her) life has {NAME} been away from you for at least 6 months? Age 11

			Frequency	% of total	% of valid
Valid	0	not marked	1497	7.22%	71.9%
	1	marked	585	2.82%	28.1%
		Total	2,082	10.04%	100%
Missing	.	missing	3112	15%	
	6	refused to answer	25	0.12%	
	7	legitimate skip	15526	74.84%	

		Total	18,663	89.96%	
--	--	-------	--------	--------	--

Valid	Invalid	Minimum	Maximum
2082	18663	0	1

PC36_12 - C36_12 YEAR OF LIFE AWAY, 12-PQ

Type	Code
Measurement Unit	numeric
PC36_12	36_12. During which years of (his/ her) life has {NAME} been away from you for at least 6 months? Age 12

			Frequency	% of total	% of valid
Valid	0	not marked	1503	7.25%	72.19%
	1	marked	579	2.79%	27.81%
Total			2,082	10.04%	100%
Missing	.	missing	3112	15%	
	6	refused to answer	25	0.12%	
	7	legitimate skip	15526	74.84%	
Total			18,663	89.96%	

Valid	Invalid	Minimum	Maximum
2082	18663	0	1

PC36_13 - C36_13 YEAR OF LIFE AWAY, 13-PQ

Type	Code
Measurement Unit	numeric
PC36_13	36_13. During which years of (his/ her) life has {NAME} been away from you for at least 6 months? Age 13

			Frequency	% of total	% of valid
Valid	0	not marked	1561	7.52%	74.98%
	1	marked	521	2.51%	25.02%
Total			2,082	10.04%	100%
Missing	.	missing	3112	15%	
	6	refused to answer	25	0.12%	
	7	legitimate skip	15526	74.84%	
Total			18,663	89.96%	

Valid	Invalid	Minimum	Maximum
2082	18663	0	1

PC36_14 - C36_14 YEAR OF LIFE AWAY, 14-PQ

Type	Code
Measurement Unit	numeric
PC36_14	36_14. During which years of (his/ her) life has {NAME} been away from you for at least 6 months? Age 14

			Frequency	% of total	% of valid
Valid	0	not marked	1630	7.86%	78.29%
	1	marked	452	2.18%	21.71%
	Total		2,082	10.04%	100%
Missing	.	missing	3112	15%	
	6	refused to answer	25	0.12%	
	7	legitimate skip	15526	74.84%	
Total		18,663	89.96%		

Valid	Invalid	Minimum	Maximum
2082	18663	0	1

Type	Code
Measurement Unit	numeric
PC36_15	36_15. During which years of (his/ her) life has {NAME} been away from you for at least 6 months? Age 15

			Frequency	% of total	% of valid
Valid	0	not marked	1711	8.25%	82.18%
	1	marked	371	1.79%	17.82%
	Total		2,082	10.04%	100%
Missing	.	missing	3112	15%	
	6	refused to answer	25	0.12%	
	7	legitimate skip	15526	74.84%	
Total		18,663	89.96%		

Valid	Invalid	Minimum	Maximum
2082	18663	0	1

Type	Code
Measurement Unit	numeric
PC36_16	36_16. During which years of (his/ her) life has {NAME} been away from you for at least 6 months? Age 16

			Frequency	% of total	% of valid
--	--	--	-----------	------------	------------

Valid	0	not marked	1833	8.84%	88.04%
	1	marked	249	1.2%	11.96%
		Total	2,082	10.04%	100%
Missing	.	missing	3112	15%	
	6	refused to answer	25	0.12%	
	7	legitimate skip	15526	74.84%	
		Total	18,663	89.96%	

Valid	Invalid	Minimum	Maximum
2082	18663	0	1

PC36_17 - C36_17 YEAR OF LIFE AWAY, 17-PQ

Type	Code
Measurement Unit	numeric
PC36_17	36_17. During which years of (his/ her) life has {NAME} been away from you for at least 6 months? Age 17

			Frequency	% of total	% of valid
Valid	0	not marked	1926	9.28%	92.51%
	1	marked	156	0.75%	7.49%
		Total	2,082	10.04%	100%
Missing	.	missing	3112	15%	
	6	refused to answer	25	0.12%	
	7	legitimate skip	15526	74.84%	
		Total	18,663	89.96%	

Valid	Invalid	Minimum	Maximum
2082	18663	0	1

PC36_18 - C36_18 YEAR OF LIFE AWAY, 18-PQ

Type	Code
Measurement Unit	numeric
PC36_18	36_18. During which years of (his/ her) life has {NAME} been away from you for at least 6 months? Age 18

			Frequency	% of total	% of valid
Valid	0	not marked	1990	9.59%	95.58%
	1	marked	92	0.44%	4.42%
		Total	2,082	10.04%	100%
Missing	.	missing	3112	15%	
	6	refused to answer	25	0.12%	
	7	legitimate skip	15526	74.84%	

		Total	18,663	89.96%	
--	--	-------	--------	--------	--

Valid	Invalid	Minimum	Maximum
2082	18663	0	1

PC36_19 - C36_19 YEAR OF LIFE AWAY, UNKNOWN-PQ

Type	Code
Measurement Unit	numeric
PC36_19	36_19. During which years of (his/ her) life has {NAME} been away from you for at least 6 months? Age 19

			Frequency	% of total	% of valid
Valid	0	not marked	2049	9.88%	98.41%
	1	marked	33	0.16%	1.59%
	Total		2,082	10.04%	100%
Missing	.	missing	3112	15%	
	6	refused to answer	25	0.12%	
	7	legitimate skip	15526	74.84%	
	Total		18,663	89.96%	

Valid	Invalid	Minimum	Maximum
2082	18663	0	1

PC37 - C37 MENTALLY RETARDED-PQ

Type	Code
Measurement Unit	numeric
PC37	37. Is (he/ she) mentally retarded?

			Frequency	% of total	% of valid
Valid	0	no	17434	84.04%	98.89%
	1	yes	196	0.94%	1.11%
	Total		17,630	84.98%	100%
Missing	.	missing	3074	14.82%	
	6	refused	13	0.06%	
	8	don't know	28	0.13%	
	Total		3,115	15.02%	

Valid	Invalid	Minimum	Maximum
17630	3115	0	1

PC38 - C38 LEARNING DISABILITY-PQ

Type	Code
------	------

Measurement Unit	numeric
PC38	38. Does (he/ she) have a specific learning disability, such as difficulties with attention, dyslexia, or some other reading, spelling, writing, or math disability?

			Frequency	% of total	% of valid
Valid	0	no	15203	73.29%	86.98%
	1	yes	2276	10.97%	13.02%
	Total		17,479	84.26%	100%
Missing	.	missing	3066	14.78%	
	6	refused	20	0.1%	
	8	don't know	180	0.87%	
	Total		3,266	15.74%	

Valid	Invalid	Minimum	Maximum
17479	3266	0	1

PC39 - C39 SPECIAL EDUCATION-PQ

Type	Code
Measurement Unit	numeric
PC39	39. During the past 12 months did (he/ she) receive any type of special education service?

			Frequency	% of total	% of valid
Valid	0	no	15861	76.46%	90.09%
	1	yes	1744	8.41%	9.91%
	Total		17,605	84.86%	100%
Missing	.	missing	3079	14.84%	
	6	refused	16	0.08%	
	8	don't know	45	0.22%	
	Total		3,140	15.14%	

Valid	Invalid	Minimum	Maximum
17605	3140	0	1

PC40 - C40 USE TOBACCO REGULARLY-PQ

Type	Code
Measurement Unit	numeric
PC40	40. Does (he/ she) use tobacco regularly, that is, once a week or more?

			Frequency	% of total	% of valid
Valid	0	no	15537	74.9%	90.18%
	1	yes	1692	8.16%	9.82%

		Total	17,229	83.05%	100%
Missing	.	missing	3081	14.85%	
	6	refused	13	0.06%	
	8	don't know	422	2.03%	
		Total	3,516	16.95%	

Valid	Invalid	Minimum	Maximum
17229	3516	0	1

PC41 - C41 DRINK ALCOHOL-PQ

Type	Code
Measurement Unit	numeric
PC41	41. Does (he/ she) drink alcohol at least once a month?

			Frequency	% of total	% of valid
Valid	0	no	15947	76.87%	94.91%
	1	yes	855	4.12%	5.09%
		Total	16,802	80.99%	100%
Missing	.	missing	3086	14.88%	
	6	refused	18	0.09%	
	8	don't know	839	4.04%	
		Total	3,943	19.01%	

Valid	Invalid	Minimum	Maximum
16802	3943	0	1

PC42A - C42A DISCUSS SEX, DO NOT KNOW ENOUGH-PQ

Type	Code
Measurement Unit	numeric
PC42A	42A. How much do you agree or disagree with each of the following statements? You really don't know enough about sex and birth control to talk about them with {NAME}.

			Frequency	% of total	% of valid
Valid	1	strongly agree	400	1.93%	2.29%
	2	agree	874	4.21%	4.99%
	3	neither agree nor disagree	878	4.23%	5.02%
	4	disagree	6484	31.26%	37.05%
	5	strongly disagree	8863	42.72%	50.65%
		Total	17,499	84.35%	100%
Missing	.	missing	3122	15.05%	
	6	refused	124	0.6%	

	Total	3,246	15.65%
--	-------	-------	--------

Valid	Invalid	Minimum	Maximum
17499	3246	1	5

PC42B - C42B DISCUSS SEX, EMBARRASS-PQ

Type	Code
Measurement Unit	numeric
PC42B	42B. How much do you agree or disagree with each of the following statements? It would embarrass {NAME} to talk to you about sex and birth control.

			Frequency	% of total	% of valid
Valid	1	strongly agree	716	3.45%	4.09%
	2	agree	3098	14.93%	17.72%
	3	neither agree nor disagree	1558	7.51%	8.91%
	4	disagree	6721	32.4%	38.44%
	5	strongly disagree	5393	26%	30.84%
		Total	17,486	84.29%	100%
Missing	.	missing	3129	15.08%	
	6	refused	130	0.63%	
		Total	3,259	15.71%	

Valid	Invalid	Minimum	Maximum
17486	3259	1	5

PC42C - C42C DISCUSS SEX, DIFFICULT-PQ

Type	Code
Measurement Unit	numeric
PC42C	42C. How much do you agree or disagree with each of the following statements? It would be difficult for you to explain things if you talked with {NAME} about sex and birth control.

			Frequency	% of total	% of valid
Valid	1	strongly agree	405	1.95%	2.32%
	2	agree	1337	6.44%	7.64%
	3	neither agree nor disagree	809	3.9%	4.62%
	4	disagree	7680	37.02%	43.9%
	5	strongly disagree	7262	35.01%	41.51%
		Total	17,493	84.32%	100%
Missing	.	missing	3137	15.12%	
	6	refused	115	0.55%	

	Total	3,252	15.68%
--	-------	-------	--------

Valid	Invalid	Minimum	Maximum
17493	3252	1	5

PC42D - C42D DISCUSS SEX, GET INFO ELSEWHERE-PQ

Type	Code
Measurement Unit	numeric
PC42D	42D. How much do you agree or disagree with each of the following statements? {NAME} will get the information somewhere else, so you don't really need to talk to (him/ her) about sex and birth control.

			Frequency	% of total	% of valid
Valid	1	strongly agree	393	1.89%	2.25%
	2	agree	1175	5.66%	6.72%
	3	neither agree nor disagree	875	4.22%	5.01%
	4	disagree	5925	28.56%	33.9%
	5	strongly disagree	9109	43.91%	52.12%
		Total	17,477	84.25%	100%
Missing	.	missing	3143	15.15%	
	6	refused	125	0.6%	
		Total	3,268	15.75%	

Valid	Invalid	Minimum	Maximum
17477	3268	1	5

PC42E - C42E DISCUSS SEX, ENCOURAGE SEX-PQ

Type	Code
Measurement Unit	numeric
PC42E	42E. How much do you agree or disagree with each of the following statements? Talking about birth control with {NAME} would only encourage (him/ her) to have sex.

			Frequency	% of total	% of valid
Valid	1	strongly agree	260	1.25%	1.49%
	2	agree	564	2.72%	3.23%
	3	neither agree nor disagree	971	4.68%	5.56%
	4	disagree	6895	33.24%	39.5%
	5	strongly disagree	8765	42.25%	50.21%
		Total	17,455	84.14%	100%
Missing	.	missing	3146	15.17%	
	6	refused	144	0.69%	

	Total	3,290	15.86%
--	-------	-------	--------

Valid	Invalid	Minimum	Maximum
17455	3290	1	5

PC43AA - C43AA TALK ABOUT, PREGNANCY-PQ

Type	Code
Measurement Unit	numeric
PC43AA	43AA. How much have you and {NAME} talked about (his/ her) having sexual intercourse and the negative or bad things that would happen if [he got someone/ she got] pregnant?

			Frequency	% of total	% of valid
Valid	1	not at all	1846	8.9%	10.57%
	2	somewhat	3753	18.09%	21.49%
	3	a moderate amount	5584	26.92%	31.97%
	4	a great deal	6284	30.29%	35.98%
		Total	17,467	84.2%	100%
Missing	.	missing	3163	15.25%	
	6	refused	115	0.55%	
		Total	3,278	15.8%	

Valid	Invalid	Minimum	Maximum
17467	3278	1	4

PC43AB - C43AB TALK ABOUT, DANGERS OF STD-PQ

Type	Code
Measurement Unit	numeric
PC43AB	43AB. How much have you and {NAME} talked about (his/ her) having sexual intercourse and the dangers of getting a sexually transmitted disease?

			Frequency	% of total	% of valid
Valid	1	not at all	1373	6.62%	7.86%
	2	somewhat	3081	14.85%	17.64%
	3	a moderate amount	4971	23.96%	28.46%
	4	a great deal	8044	38.78%	46.05%
		Total	17,469	84.21%	100%
Missing	.	missing	3166	15.26%	
	6	refused	110	0.53%	
		Total	3,276	15.79%	

Valid	Invalid	Minimum	Maximum
-------	---------	---------	---------

17469	3276	1	4
-------	------	---	---

PC43AC - C43AC TALK ABOUT, IMPACT ON SOCIAL-PQ

Type	Code
Measurement Unit	numeric
PC43AC	43AC. How much have you and {NAME} talked about (his/ her) having sexual intercourse and the negative or bad impact on (his/ her) social life because (he/ she) would lose the respect of others?

			Frequency	% of total	% of valid
Valid	1	not at all	3439	16.58%	19.75%
	2	somewhat	3991	19.24%	22.92%
	3	a moderate amount	4716	22.73%	27.09%
	4	a great deal	5265	25.38%	30.24%
		Total	17,411	83.93%	100%
Missing	.	missing	3187	15.36%	
	6	refused	147	0.71%	
		Total	3,334	16.07%	

Valid	Invalid	Minimum	Maximum
17411	3334	1	4

PC43AD - C43AD TALK ABOUT, MORAL ISSUES-PQ

Type	Code
Measurement Unit	numeric
PC43AD	43AD. How much have you and {NAME} talked about (his/ her) having sexual intercourse and the moral issues of not having sexual intercourse?

			Frequency	% of total	% of valid
Valid	1	not at all	2268	10.93%	13.02%
	2	somewhat	3500	16.87%	20.09%
	3	a moderate amount	4901	23.62%	28.13%
	4	a great deal	6753	32.55%	38.76%
		Total	17,422	83.98%	100%
Missing	.	missing	3187	15.36%	
	6	refused	136	0.66%	
		Total	3,323	16.02%	

Valid	Invalid	Minimum	Maximum
17422	3323	1	4

PC43BA - C43BA HOW MUCH TALKED, BIRTH CONTROL-PQ

Type	Code
Measurement Unit	numeric
PC43BA	43BA. How much have you talked to {NAME}: about birth control?

			Frequency	% of total	% of valid
Valid	1	not at all	2893	13.95%	16.58%
	2	somewhat	4421	21.31%	25.33%
	3	a moderate amount	4911	23.67%	28.14%
	4	a great deal	5226	25.19%	29.95%
		Total	17,451	84.12%	100%
Missing	.	missing	3188	15.37%	
	6	refused	106	0.51%	
		Total	3,294	15.88%	

Valid	Invalid	Minimum	Maximum
17451	3294	1	4

PC43BB - C43BB HOW MUCH TALKED, SEX-PQ

Type	Code
Measurement Unit	numeric
PC43BB	43BB. How much have you talked to {NAME}: about sex?

			Frequency	% of total	% of valid
Valid	1	not at all	1410	6.8%	8.11%
	2	somewhat	3932	18.95%	22.61%
	3	a moderate amount	5898	28.43%	33.92%
	4	a great deal	6150	29.65%	35.37%
		Total	17,390	83.83%	100%
Missing	.	missing	3253	15.68%	
	6	refused	102	0.49%	
		Total	3,355	16.17%	

Valid	Invalid	Minimum	Maximum
17390	3355	1	4

PC44A - C44A AGREE, SATISFIED W/RELATIONSHIP-PQ

Type	Code
Measurement Unit	numeric
PC44A	44A. How much do you agree or disagree with each of the following statements? Overall, you are satisfied with your relationship with {NAME}

			Frequency	% of total	% of valid
--	--	--	-----------	------------	------------

Valid	1	strongly agree	8482	40.89%	48.39%
	2	agree	7117	34.31%	40.6%
	3	neither agree nor disagree	734	3.54%	4.19%
	4	disagree	847	4.08%	4.83%
	5	strongly disagree	348	1.68%	1.99%
		Total	17,528	84.49%	100%
Missing	.	missing	3157	15.22%	
	6	refused	60	0.29%	
		Total	3,217	15.51%	

Valid	Invalid	Minimum	Maximum
17528	3217	1	5

PC44B - C44B AGREE, DISAPPROVE OF SEX NOW-PQ

Type	Code
Measurement Unit	numeric
PC44B	44B. How much do you agree or disagree with each of the following statements? You disapprove of {NAME}'s having sexual intercourse at this time in (his/ her) life.

			Frequency	% of total	% of valid
Valid	1	strongly agree	10641	51.29%	60.9%
	2	agree	3689	17.78%	21.11%
	3	neither agree nor disagree	1245	6%	7.12%
	4	disagree	832	4.01%	4.76%
	5	strongly disagree	1067	5.14%	6.11%
		Total	17,474	84.23%	100%
Missing	.	missing	3168	15.27%	
	6	refused	103	0.5%	
		Total	3,271	15.77%	

Valid	Invalid	Minimum	Maximum
17474	3271	1	5

PC44C - C44C AGREE, SEX OK W/SPECIAL FRIEND-PQ

Type	Code
Measurement Unit	numeric
PC44C	44C. How much do you agree or disagree with each of the following statements? If it was with someone who was special to (him/ her) and whom (he/ she) knew well such as a steady (girlfriend/ boyfriend), you would not mind if {NAME} had sexual intercourse

			Frequency	% of total	% of valid
--	--	--	-----------	------------	------------

Valid	1	strongly agree	1216	5.86%	6.96%
	2	agree	1156	5.57%	6.62%
	3	neither agree nor disagree	1433	6.91%	8.21%
	4	disagree	4326	20.85%	24.77%
	5	strongly disagree	9333	44.99%	53.44%
		Total	17,464	84.18%	100%
Missing	.	missing	3172	15.29%	
	6	refused	109	0.53%	
		Total	3,281	15.82%	

Valid	Invalid	Minimum	Maximum
17464	3281	1	5

Type	Code
Measurement Unit	numeric
PC44D	44D. How much do you agree or disagree with each of the following statements? You have recommended a specific method of birth control to {NAME}.

			Frequency	% of total	% of valid
Valid	1	strongly agree	3107	14.98%	17.87%
	2	agree	3676	17.72%	21.15%
	3	neither agree nor disagree	2441	11.77%	14.04%
	4	disagree	4172	20.11%	24%
	5	strongly disagree	3986	19.21%	22.93%
		Total	17,382	83.79%	100%
Missing	.	missing	3211	15.48%	
	6	refused	152	0.73%	
		Total	3,363	16.21%	

Valid	Invalid	Minimum	Maximum
17382	3363	1	5

Type	Code
Measurement Unit	numeric
PC45	45. Do you think that (he/ she) has ever gone out on a date?

			Frequency	% of total	% of valid
Valid	0	no	7716	37.19%	44.05%
	1	yes	9802	47.25%	55.95%

		Total	17,518	84.44%	100%
Missing	.	missing	3136	15.12%	
	6	refused	91	0.44%	
		Total	3,227	15.56%	

Valid	Invalid	Minimum	Maximum
17518	3227	0	1

PC46 - C46 THINK HAS KISSED/NECKED-PQ

Type	Code
Measurement Unit	numeric
PC46	46. Do you think that (he/ she) has ever kissed and necked?

			Frequency	% of total	% of valid
Valid	0	no	5835	28.13%	34.13%
	1	yes	11263	54.29%	65.87%
		Total	17,098	82.42%	100%
Missing	.	missing	3187	15.36%	
	6	refused	460	2.22%	
		Total	3,647	17.58%	

Valid	Invalid	Minimum	Maximum
17098	3647	0	1

PC47 - C47 THINK HAS HAD INTERCOURSE-PQ

Type	Code
Measurement Unit	numeric
PC47	47. Do you think that (he/ she) has ever had sexual intercourse?

			Frequency	% of total	% of valid
Valid	0	no	13271	63.97%	78.63%
	1	yes	3606	17.38%	21.37%
		Total	16,877	81.35%	100%
Missing	.	missing	3199	15.42%	
	6	refused	391	1.88%	
	8	don't know	278	1.34%	
		Total	3,868	18.65%	

Valid	Invalid	Minimum	Maximum
16877	3868	0	1

PC48 - C48 THINK AGE FIRST INTERCOURSE-PQ

Type	Code
Measurement Unit	numeric
PC48	48. How old do you think (he/ she) was when (he/ she) first had sexual intercourse?

			Frequency	% of total	% of valid
Valid	8	8	15	0.07%	0.44%
	9	9	7	0.03%	0.2%
	10	10	18	0.09%	0.53%
	11	11	20	0.1%	0.58%
	12	12	122	0.59%	3.56%
	13	13	275	1.33%	8.02%
	14	14	561	2.7%	16.37%
	15	15	821	3.96%	23.96%
	16	16	923	4.45%	26.93%
	17	17	536	2.58%	15.64%
	18	18	129	0.62%	3.76%
		Total	3,427	16.52%	100%
Missing	.	missing	3734	18%	
	96	refused	313	1.51%	
	97	legitimate skip	13271	63.97%	
		Total	17,318	83.48%	

Valid	Invalid	Minimum	Maximum
3427	17318	8	18

PC49A_1 - C49A_1 HEALTH PROB/OBESITY/ADOL.-PQ

Type	Code
Measurement Unit	numeric
PC49A_1	49A_1. For each of the following health problems, please tell me whether {NAME} has it now. Also please tell me whether (his/ her) biological mother or (his/ her) biological father has it now. Obesity {NAME} has?

			Frequency	% of total	% of valid
Valid	0	no	16442	79.26%	93.51%
	1	yes	1141	5.5%	6.49%
		Total	17,583	84.76%	100%
Missing	.	missing	3082	14.86%	
	6	refused	28	0.13%	
	8	don't know	52	0.25%	
		Total	3,162	15.24%	

Valid	Invalid	Minimum	Maximum
17583	3162	0	1

 PC49A_2 - C49A_2 HEALTH PROB/OBESITY/BIO MOM-PQ

Type	Code
Measurement Unit	numeric
PC49A_2	49A_2. For each of the following health problems, please tell me whether {NAME} has it now. Also please tell me whether (his/ her) biological mother or (his/ her) biological father has it now. Obesity (His/ her) biological mother has?

			Frequency	% of total	% of valid
Valid	0	no	14031	67.64%	82.1%
	1	yes	3060	14.75%	17.9%
	Total		17,091	82.39%	100%
Missing	.	missing	3155	15.21%	
	6	refused	28	0.13%	
	8	don't know	471	2.27%	
	Total		3,654	17.61%	

Valid	Invalid	Minimum	Maximum
17091	3654	0	1

 PC49A_3 - C49A_3 HEALTH PROB/OBESITY/BIO DAD-PQ

Type	Code
Measurement Unit	numeric
PC49A_3	49A_3. For each of the following health problems, please tell me whether {NAME} has it now. Also please tell me whether (his/ her) biological mother or (his/ her) biological father has it now. Obesity (His/ her) biological father has?

			Frequency	% of total	% of valid
Valid	0	no	14872	71.69%	90.16%
	1	yes	1623	7.82%	9.84%
	Total		16,495	79.51%	100%
Missing	.	missing	3231	15.57%	
	6	refused	28	0.13%	
	8	don't know	991	4.78%	
	Total		4,250	20.49%	

Valid	Invalid	Minimum	Maximum
16495	4250	0	1

 PC49B_1 - C49B_1 HEALTH PROB/MIGRAINE/ADOL.-PQ

Type	Code
Measurement Unit	numeric
PC49B_1	49B_1. For each of the following health problems, please tell me whether {NAME} has it now. Also please tell me whether (his/ her) biological mother or (his/ her) biological father has it now. Migraine headaches {NAME} has?

			Frequency	% of total	% of valid
Valid	0	no	15423	74.35%	88.45%
	1	yes	2014	9.71%	11.55%
	Total		17,437	84.05%	100%
Missing	.	missing	3103	14.96%	
	6	refused	28	0.13%	
	8	don't know	177	0.85%	
	Total		3,308	15.95%	

Valid	Invalid	Minimum	Maximum
17437	3308	0	1

 PC49B_2 - C49B_2 HEALTH PROB/MIGRAINE/BIO MOM-PQ

Type	Code
Measurement Unit	numeric
PC49B_2	49B_2. For each of the following health problems, please tell me whether {NAME} has it now. Also please tell me whether (his/ her) biological mother or (his/ her) biological father has it now. Migraine headaches (His/ her) biological mother has?

			Frequency	% of total	% of valid
Valid	0	no	12176	58.69%	72.7%
	1	yes	4572	22.04%	27.3%
	Total		16,748	80.73%	100%
Missing	.	missing	3178	15.32%	
	6	refused	28	0.13%	
	8	don't know	791	3.81%	
	Total		3,997	19.27%	

Valid	Invalid	Minimum	Maximum
16748	3997	0	1

 PC49B_3 - C49B_3 HEALTH PROB/MIGRAINE/BIO DAD-PQ

Type	Code
------	------

Measurement Unit	numeric
PC49B_3	49B_3. For each of the following health problems, please tell me whether {NAME} has it now. Also please tell me whether (his/ her) biological mother or (his/ her) biological father has it now. Migraine headaches (His/ her) biological father has?

			Frequency	% of total	% of valid
Valid	0	no	13948	67.24%	90.92%
	1	yes	1393	6.71%	9.08%
	Total		15,341	73.95%	100%
Missing	.	missing	3282	15.82%	
	6	refused	28	0.13%	
	8	don't know	2094	10.09%	
	Total		5,404	26.05%	

Valid	Invalid	Minimum	Maximum
15341	5404	0	1

PC49C_1 - C49C_1 HEALTH PROB/ALLERGIES/ADOL.-PQ

Type	Code
Measurement Unit	numeric
PC49C_1	49C_1. For each of the following health problems, please tell me whether {NAME} has it now. Also please tell me whether (his/ her) biological mother or (his/ her) biological father has it now. Allergies or hay fever {NAME} has?

			Frequency	% of total	% of valid
Valid	0	no	10378	50.03%	59.44%
	1	yes	7082	34.14%	40.56%
	Total		17,460	84.16%	100%
Missing	.	missing	3104	14.96%	
	6	refused	22	0.11%	
	8	don't know	159	0.77%	
	Total		3,285	15.84%	

Valid	Invalid	Minimum	Maximum
17460	3285	0	1

PC49C_2 - C49C_2 HEALTH PROB/ALLERGIES/BIO MOM-PQ

Type	Code
Measurement Unit	numeric

PC49C_2	49C_2. For each of the following health problems, please tell me whether {NAME} has it now. Also please tell me whether (his/ her) biological mother or (his/ her) biological father has it now. Allergies or hay fever (His/ her) biological mother has?
---------	---

			Frequency	% of total	% of valid
Valid	0	no	9991	48.16%	59.79%
	1	yes	6718	32.38%	40.21%
Total			16,709	80.54%	100%
Missing	.	missing	3184	15.35%	
	6	refused	22	0.11%	
	8	don't know	830	4%	
Total			4,036	19.46%	

Valid	Invalid	Minimum	Maximum
16709	4036	0	1

Type	Code
Measurement Unit	numeric
PC49C_3	49C_3. For each of the following health problems, please tell me whether {NAME} has it now. Also please tell me whether (his/ her) biological mother or (his/ her) biological father has it now. Allergies or hay fever (His/ her) biological father has?

			Frequency	% of total	% of valid
Valid	0	no	10715	51.65%	70.14%
	1	yes	4562	21.99%	29.86%
Total			15,277	73.64%	100%
Missing	.	missing	3278	15.8%	
	6	refused	22	0.11%	
	8	don't know	2168	10.45%	
Total			5,468	26.36%	

Valid	Invalid	Minimum	Maximum
15277	5468	0	1

Type	Code
Measurement Unit	numeric

PC49D_1	49D_1. For each of the following health problems, please tell me whether {NAME} has it now. Also please tell me whether (his/ her) biological mother or (his/ her) biological father has it now. Asthma or emphysema {NAME} has?
---------	--

			Frequency	% of total	% of valid
Valid	0	no	15470	74.57%	88.19%
	1	yes	2072	9.99%	11.81%
Total			17,542	84.56%	100%
Missing	.	missing	3106	14.97%	
	6	refused	26	0.13%	
	8	don't know	71	0.34%	
Total			3,203	15.44%	

Valid	Invalid	Minimum	Maximum
17542	3203	0	1

PC49D_2 - C49D_2 HEALTH PROB/ASTHMA/BIO MOM-PQ

Type	Code
Measurement Unit	numeric
PC49D_2	49D_2. For each of the following health problems, please tell me whether {NAME} has it now. Also please tell me whether (his/ her) biological mother or (his/ her) biological father has it now. Asthma or emphysema (His/ her) biological mother has?

			Frequency	% of total	% of valid
Valid	0	no	15350	73.99%	91.17%
	1	yes	1487	7.17%	8.83%
Total			16,837	81.16%	100%
Missing	.	missing	3193	15.39%	
	6	refused	26	0.13%	
	8	don't know	689	3.32%	
Total			3,908	18.84%	

Valid	Invalid	Minimum	Maximum
16837	3908	0	1

PC49D_3 - C49D_3 HEALTH PROB/ASTHMA/BIO DAD-PQ

Type	Code
Measurement Unit	numeric

PC49D_3	49D_3. For each of the following health problems, please tell me whether {NAME} has it now. Also please tell me whether (his/ her) biological mother or (his/ her) biological father has it now. Asthma or emphysema (His/ her) biological father has?
---------	--

			Frequency	% of total	% of valid
Valid	0	no	14726	70.99%	93.76%
	1	yes	980	4.72%	6.24%
	Total		15,706	75.71%	100%
Missing	.	missing	3295	15.88%	
	6	refused	26	0.13%	
	8	don't know	1718	8.28%	
	Total		5,039	24.29%	

Valid	Invalid	Minimum	Maximum
15706	5039	0	1

PC49E_1 - C49E_1 HEALTH PROB/ALCOHOLISM/ADOL.-PQ

Type	Code
Measurement Unit	numeric
PC49E_1	49E_1. For each of the following health problems, please tell me whether {NAME} has it now. Also please tell me whether (his/ her) biological mother or (his/ her) biological father has it now. Alcoholism {NAME} has?

			Frequency	% of total	% of valid
Valid	0	no	17511	84.41%	99.65%
	1	yes	62	0.3%	0.35%
	Total		17,573	84.71%	100%
Missing	.	missing	3093	14.91%	
	6	refused	23	0.11%	
	8	don't know	56	0.27%	
	Total		3,172	15.29%	

Valid	Invalid	Minimum	Maximum
17573	3172	0	1

PC49E_2 - C49E_2 HEALTH PROB/ALCOHOLISM/BIO MOM-PQ

Type	Code
Measurement Unit	numeric

PC49E_2	49E_2. For each of the following health problems, please tell me whether {NAME} has it now. Also please tell me whether (his/ her) biological mother or (his/ her) biological father has it now. Alcoholism (His/ her) biological mother has?
---------	---

			Frequency	% of total	% of valid
Valid	0	no	16422	79.16%	96.8%
	1	yes	543	2.62%	3.2%
Total			16,965	81.78%	100%
Missing	.	missing	3180	15.33%	
	6	refused	23	0.11%	
	8	don't know	577	2.78%	
Total			3,780	18.22%	

Valid	Invalid	Minimum	Maximum
16965	3780	0	1

PC49E_3 - C49E_3 HEALTH PROB/ALCOHOLISM/BIO DAD-PQ

Type	Code
Measurement Unit	numeric
PC49E_3	49E_3. For each of the following health problems, please tell me whether {NAME} has it now. Also please tell me whether (his/ her) biological mother or (his/ her) biological father has it now. Alcoholism (His/ her) biological father has?

			Frequency	% of total	% of valid
Valid	0	no	13466	64.91%	84.86%
	1	yes	2402	11.58%	15.14%
Total			15,868	76.49%	100%
Missing	.	missing	3274	15.78%	
	6	refused	23	0.11%	
	8	don't know	1580	7.62%	
Total			4,877	23.51%	

Valid	Invalid	Minimum	Maximum
15868	4877	0	1

PC49F_1 - C49F_1 HEALTH PROB/DIABETES/ADOL.-PQ

Type	Code
Measurement Unit	numeric

PC49F_1	49F_1. For each of the following health problems, please tell me whether {NAME} has it now. Also please tell me whether (his/ her) biological mother or (his/ her) biological father has it now. Diabetes {NAME} has?
---------	---

			Frequency	% of total	% of valid
Valid	0	no	17445	84.09%	99.55%
	1	yes	78	0.38%	0.45%
Total			17,523	84.47%	100%
Missing	.	missing	3134	15.11%	
	6	refused	25	0.12%	
	8	don't know	63	0.3%	
Total			3,222	15.53%	

Valid	Invalid	Minimum	Maximum
17523	3222	0	1

PC49F_2 - C49F_2 HEALTH PROB/DIABETES/BIO MOM-PQ

Type	Code
Measurement Unit	numeric
PC49F_2	49F_2. For each of the following health problems, please tell me whether {NAME} has it now. Also please tell me whether (his/ her) biological mother or (his/ her) biological father has it now. Diabetes (His/ her) biological mother has?

			Frequency	% of total	% of valid
Valid	0	no	16144	77.82%	95.98%
	1	yes	676	3.26%	4.02%
Total			16,820	81.08%	100%
Missing	.	missing	3213	15.49%	
	6	refused	25	0.12%	
	8	don't know	687	3.31%	
Total			3,925	18.92%	

Valid	Invalid	Minimum	Maximum
16820	3925	0	1

PC49F_3 - C49F_3 HEALTH PROB/DIABETES/BIO DAD-PQ

Type	Code
Measurement Unit	numeric

PC49F_3	49F_3. For each of the following health problems, please tell me whether {NAME} has it now. Also please tell me whether (his/ her) biological mother or (his/ her) biological father has it now. Diabetes (His/ her) biological father has?
---------	---

			Frequency	% of total	% of valid
Valid	0	no	15078	72.68%	95.24%
	1	yes	753	3.63%	4.76%
	Total		15,831	76.31%	100%
Missing	.	missing	3313	15.97%	
	6	refused	25	0.12%	
	8	don't know	1576	7.6%	
	Total		4,914	23.69%	

Valid	Invalid	Minimum	Maximum
15831	4914	0	1

PC50 - C50 DIFFICULTY USING HANDS/ARMS-PQ

Type	Code
Measurement Unit	numeric
PC50	50. Does {NAME} have difficulty using (his/ her) hands or arms?

			Frequency	% of total	% of valid
Valid	0	no	17471	84.22%	99.05%
	1	yes	168	0.81%	0.95%
	Total		17,639	85.03%	100%
Missing	.	missing	3097	14.93%	
	6	refused	9	0.04%	
	Total		3,106	14.97%	

Valid	Invalid	Minimum	Maximum
17639	3106	0	1

PC51 - C51 DIFFICULTY USING FEET/LEGS-PQ

Type	Code
Measurement Unit	numeric
PC51	51. Does (he/ she) have difficulty using (his/ her) feet or legs?

			Frequency	% of total	% of valid
Valid	0	no	17300	83.39%	98.11%
	1	yes	334	1.61%	1.89%
	Total		17,634	85%	100%

Missing	.	missing	3102	14.95%	
	6	refused	9	0.04%	
		Total	3,111	15%	

Valid	Invalid	Minimum	Maximum
17634	3111	0	1

PC53 - C53 CONSIDER A DISABILITY-PQ

Type	Code
Measurement Unit	numeric
PC53	53. Do you consider {NAME} to have a disability?

			Frequency	% of total	% of valid
Valid	0	no	226	1.09%	55.94%
	1	yes	178	0.86%	44.06%
		Total	404	1.95%	100%
Missing	.	missing	3140	15.14%	
	6	refused	6	0.03%	
	7	legitimate skip	17195	82.89%	
		Total	20,341	98.05%	

Valid	Invalid	Minimum	Maximum
404	20341	0	1

PC54 - C54 OTHERS CONSIDER DISABILITY-PQ

Type	Code
Measurement Unit	numeric
PC54	54. Would other people consider [him/ her] to have a disability?

			Frequency	% of total	% of valid
Valid	0	no	240	1.16%	62.99%
	1	yes	141	0.68%	37.01%
		Total	381	1.84%	100%
Missing	.	missing	3140	15.14%	
	6	refused	8	0.04%	
	7	legitimate skip	17195	82.89%	
	8	don't know	21	0.1%	
		Total	20,364	98.16%	

Valid	Invalid	Minimum	Maximum
381	20364	0	1

PC55 - C55 CAUSED BY PHYSICAL CONDITION-PQ

Type	Code
Measurement Unit	numeric
PC55	55. Are (his/ her) difficulties caused by a physical condition?

			Frequency	% of total	% of valid
Valid	0	no	110	0.53%	27.57%
	1	yes	289	1.39%	72.43%
	Total		399	1.92%	100%
Missing	.	missing	3141	15.14%	
	6	refused	10	0.05%	
	7	legitimate skip	17195	82.89%	
	Total		20,346	98.08%	

Valid	Invalid	Minimum	Maximum
399	20346	0	1

PC58 - C58 ACCIDENT OR DISEASE-PQ

Type	Code
Measurement Unit	numeric
PC58	58. Did the condition result from an accident, or from a disease, or was it present at birth?

			Frequency	% of total	% of valid
Valid	1	accident	80	0.39%	32.79%
	2	disease	28	0.13%	11.48%
	3	present at birth	136	0.66%	55.74%
	Total		244	1.18%	100%
Missing	.	missing	3143	15.15%	
	6	refused	7	0.03%	
	7	legitimate skip	17305	83.42%	
	8	don't know	46	0.22%	
	Total		20,501	98.82%	

Valid	Invalid	Minimum	Maximum
244	20501	1	3

PC59 - C59 AGE WHEN OCCURRED-PQ

Type	Numeric (Double)
PC59	59. How old was {NAME} when this condition first occurred?

			Frequency	% of total	% of valid
--	--	--	-----------	------------	------------

Missing	.	missing	3142	15.15%	
	96	refused	7	0.03%	
	97	legitimate skip	17487	84.3%	
	98	don't know	4	0.02%	
		Total	20,640	99.49%	

Valid	Invalid	Minimum	Maximum	Mean	StdDev
105	20640	0	18	11.219047...	4.5636122...

PC60_1 - C60_1 AFFECTED, RIGHT HAND-PQ

Type	Code
Measurement Unit	numeric
PC60_1	60_1. What parts of the body are affected by this condition? entire right hand

			Frequency	% of total	% of valid
Valid	0	not marked	247	1.19%	84.3%
	1	marked	46	0.22%	15.7%
		Total	293	1.41%	100%
Missing	.	missing	3139	15.13%	
	6	refused	8	0.04%	
	7	legitimate skip	17305	83.42%	
		Total	20,452	98.59%	

Valid	Invalid	Minimum	Maximum
293	20452	0	1

PC60_2 - C60_2 AFFECTED, RIGHT FINGERS-PQ

Type	Code
Measurement Unit	numeric
PC60_2	60_2. What parts of the body are affected by this condition? fingers of right hand

			Frequency	% of total	% of valid
Valid	0	not marked	251	1.21%	85.67%
	1	marked	42	0.2%	14.33%
		Total	293	1.41%	100%
Missing	.	missing	3139	15.13%	
	6	refused	8	0.04%	
	7	legitimate skip	17305	83.42%	
		Total	20,452	98.59%	

Valid	Invalid	Minimum	Maximum
-------	---------	---------	---------

293	20452	0	1
-----	-------	---	---

PC60_3 - C60_3 AFFECTED, LEFT HAND-PQ

Type	Code
Measurement Unit	numeric
PC60_3	60_3. What parts of the body are affected by this condition? entire left hand

			Frequency	% of total	% of valid
Valid	0	not marked	263	1.27%	89.76%
	1	marked	30	0.14%	10.24%
Total			293	1.41%	100%
Missing	.	missing	3139	15.13%	
	6	refused	8	0.04%	
	7	legitimate skip	17305	83.42%	
Total			20,452	98.59%	

Valid	Invalid	Minimum	Maximum
293	20452	0	1

PC60_4 - C60_4 AFFECTED, LEFT FINGERS-PQ

Type	Code
Measurement Unit	numeric
PC60_4	60_4. What parts of the body are affected by this condition? fingers of left hand

			Frequency	% of total	% of valid
Valid	0	not marked	256	1.23%	87.37%
	1	marked	37	0.18%	12.63%
Total			293	1.41%	100%
Missing	.	missing	3139	15.13%	
	6	refused	8	0.04%	
	7	legitimate skip	17305	83.42%	
Total			20,452	98.59%	

Valid	Invalid	Minimum	Maximum
293	20452	0	1

PC60_5 - C60_5 AFFECTED, UPPER RIGHT ARM-PQ

Type	Code
Measurement Unit	numeric
PC60_5	60_5. What parts of the body are affected by this condition? upper right arm

			Frequency	% of total	% of valid
--	--	--	-----------	------------	------------

Valid	0	not marked	263	1.27%	89.76%
	1	marked	30	0.14%	10.24%
		Total	293	1.41%	100%
Missing	.	missing	3139	15.13%	
	6	refused	8	0.04%	
	7	legitimate skip	17305	83.42%	
		Total	20,452	98.59%	

Valid	Invalid	Minimum	Maximum
293	20452	0	1

PC60_6 - C60_6 AFFECTED, LOWER RIGHT ARM-PQ

Type	Code
Measurement Unit	numeric
PC60_6	60_6. What parts of the body are affected by this condition? lower right arm

			Frequency	% of total	% of valid
Valid	0	not marked	265	1.28%	90.44%
	1	marked	28	0.13%	9.56%
		Total	293	1.41%	100%
Missing	.	missing	3139	15.13%	
	6	refused	8	0.04%	
	7	legitimate skip	17305	83.42%	
		Total	20,452	98.59%	

Valid	Invalid	Minimum	Maximum
293	20452	0	1

PC60_7 - C60_7 AFFECTED, UPPER LEFT ARM-PQ

Type	Code
Measurement Unit	numeric
PC60_7	60_7. What parts of the body are affected by this condition? upper left arm

			Frequency	% of total	% of valid
Valid	0	not marked	266	1.28%	90.78%
	1	marked	27	0.13%	9.22%
		Total	293	1.41%	100%
Missing	.	missing	3139	15.13%	
	6	refused	8	0.04%	
	7	legitimate skip	17305	83.42%	
		Total	20,452	98.59%	

Valid	Invalid	Minimum	Maximum
293	20452	0	1

 PC60_8 - C60_8 AFFECTED, LOWER LEFT ARM-PQ

Type	Code
Measurement Unit	numeric
PC60_8	60_8. What parts of the body are affected by this condition? lower left arm

			Frequency	% of total	% of valid
Valid	0	not marked	268	1.29%	91.47%
	1	marked	25	0.12%	8.53%
	Total		293	1.41%	100%
Missing	.	missing	3139	15.13%	
	6	refused	8	0.04%	
	7	legitimate skip	17305	83.42%	
Total		20,452	98.59%		

Valid	Invalid	Minimum	Maximum
293	20452	0	1

 PC60_9 - C60_9 AFFECTED, RIGHT FOOT-PQ

Type	Code
Measurement Unit	numeric
PC60_9	60_9. What parts of the body are affected by this condition? entire right foot

			Frequency	% of total	% of valid
Valid	0	not marked	229	1.1%	78.16%
	1	marked	64	0.31%	21.84%
	Total		293	1.41%	100%
Missing	.	missing	3139	15.13%	
	6	refused	8	0.04%	
	7	legitimate skip	17305	83.42%	
Total		20,452	98.59%		

Valid	Invalid	Minimum	Maximum
293	20452	0	1

 PC60_10 - C60_10 AFFECTED, RIGHT TOES-PQ

Type	Code
Measurement Unit	numeric
PC60_10	60_10. What parts of the body are affected by this condition? toes of right foot

			Frequency	% of total	% of valid
Valid	0	not marked	268	1.29%	91.47%
	1	marked	25	0.12%	8.53%
		Total	293	1.41%	100%
Missing	.	missing	3139	15.13%	
	6	refused	8	0.04%	
	7	legitimate skip	17305	83.42%	
		Total	20,452	98.59%	

Valid	Invalid	Minimum	Maximum
293	20452	0	1

Type	Code
Measurement Unit	numeric
PC60_11	60_11. What parts of the body are affected by this condition? entire left foot

			Frequency	% of total	% of valid
Valid	0	not marked	237	1.14%	80.89%
	1	marked	56	0.27%	19.11%
		Total	293	1.41%	100%
Missing	.	missing	3139	15.13%	
	6	refused	8	0.04%	
	7	legitimate skip	17305	83.42%	
		Total	20,452	98.59%	

Valid	Invalid	Minimum	Maximum
293	20452	0	1

Type	Code
Measurement Unit	numeric
PC60_12	60_12. What parts of the body are affected by this condition? toes of left foot

			Frequency	% of total	% of valid
Valid	0	not marked	273	1.32%	93.17%
	1	marked	20	0.1%	6.83%
		Total	293	1.41%	100%
Missing	.	missing	3139	15.13%	
	6	refused	8	0.04%	
	7	legitimate skip	17305	83.42%	
		Total	20,452	98.59%	

Valid	Invalid	Minimum	Maximum
293	20452	0	1

PC60_13 - C60_13 AFFECTED, UPPER RIGHT LEG-PQ

Type	Code
Measurement Unit	numeric
PC60_13	60_13. What parts of the body are affected by this condition? upper right leg

			Frequency	% of total	% of valid
Valid	0	not marked	226	1.09%	77.13%
	1	marked	67	0.32%	22.87%
	Total		293	1.41%	100%
Missing	.	missing	3139	15.13%	
	6	refused	8	0.04%	
	7	legitimate skip	17305	83.42%	
	Total		20,452	98.59%	

Valid	Invalid	Minimum	Maximum
293	20452	0	1

PC60_14 - C60_14 AFFECTED, LOWER RIGHT LEG-PQ

Type	Code
Measurement Unit	numeric
PC60_14	60_14. What parts of the body are affected by this condition? lower right leg

			Frequency	% of total	% of valid
Valid	0	not marked	199	0.96%	67.92%
	1	marked	94	0.45%	32.08%
	Total		293	1.41%	100%
Missing	.	missing	3139	15.13%	
	6	refused	8	0.04%	
	7	legitimate skip	17305	83.42%	
	Total		20,452	98.59%	

Valid	Invalid	Minimum	Maximum
293	20452	0	1

PC60_15 - C60_15 AFFECTED, UPPER LEFT LEG-PQ

Type	Code
Measurement Unit	numeric
PC60_15	60_15. What parts of the body are affected by this condition? upper left leg

			Frequency	% of total	% of valid
Valid	0	not marked	235	1.13%	80.2%
	1	marked	58	0.28%	19.8%
		Total	293	1.41%	100%
Missing	.	missing	3139	15.13%	
	6	refused	8	0.04%	
	7	legitimate skip	17305	83.42%	
		Total	20,452	98.59%	

Valid	Invalid	Minimum	Maximum
293	20452	0	1

PC60_16 - C60_16 AFFECTED, LOWER LEFT LEG-PQ

Type	Code
Measurement Unit	numeric
PC60_16	60_16. What parts of the body are affected by this condition? lower left leg

			Frequency	% of total	% of valid
Valid	0	not marked	210	1.01%	71.67%
	1	marked	83	0.4%	28.33%
		Total	293	1.41%	100%
Missing	.	missing	3139	15.13%	
	6	refused	8	0.04%	
	7	legitimate skip	17305	83.42%	
		Total	20,452	98.59%	

Valid	Invalid	Minimum	Maximum
293	20452	0	1

PC60_17 - C60_17 AFFECTED, BACK-PQ

Type	Code
Measurement Unit	numeric
PC60_17	60_17. What parts of the body are affected by this condition? Back

			Frequency	% of total	% of valid
Valid	0	not marked	246	1.19%	83.96%
	1	marked	47	0.23%	16.04%
		Total	293	1.41%	100%
Missing	.	missing	3139	15.13%	
	6	refused	8	0.04%	
	7	legitimate skip	17305	83.42%	
		Total	20,452	98.59%	

Valid	Invalid	Minimum	Maximum
293	20452	0	1

PC60_18 - C60_18 AFFECTED, OTHER-PQ

Type	Code
Measurement Unit	numeric
PC60_18	60_18. What parts of the body are affected by this condition? Other

			Frequency	% of total	% of valid
Valid	0	not marked	204	0.98%	69.62%
	1	marked	89	0.43%	30.38%
	Total		293	1.41%	100%
Missing	.	missing	3139	15.13%	
	6	refused	8	0.04%	
	7	legitimate skip	17305	83.42%	
	Total		20,452	98.59%	

Valid	Invalid	Minimum	Maximum
293	20452	0	1

PC61A - C61A NEED HELP WITH EATING-PQ

Type	Code
Measurement Unit	numeric
PC61A	61A. Because of this condition, does {NAME} get help from another person: in eating?

			Frequency	% of total	% of valid
Valid	0	no	281	1.35%	96.9%
	1	yes	9	0.04%	3.1%
	Total		290	1.4%	100%
Missing	.	missing	3143	15.15%	
	6	refused	7	0.03%	
	7	legitimate skip	17305	83.42%	
	Total		20,455	98.6%	

Valid	Invalid	Minimum	Maximum
290	20455	0	1

PC61B - C61B NEED HELP WITH BATHING-PQ

Type	Code
Measurement Unit	numeric

PC61B	61B. Because of this condition, does {NAME} get help from another person: in bathing?
-------	---

			Frequency	% of total	% of valid
Valid	0	no	270	1.3%	93.1%
	1	yes	20	0.1%	6.9%
Total			290	1.4%	100%
Missing	.	missing	3143	15.15%	
	6	refused	7	0.03%	
	7	legitimate skip	17305	83.42%	
Total			20,455	98.6%	

Valid	Invalid	Minimum	Maximum
290	20455	0	1

Type	Code
Measurement Unit	numeric
PC61C	61C. Because of this condition, does {NAME} get help from another person: in dressing?

			Frequency	% of total	% of valid
Valid	0	no	269	1.3%	92.44%
	1	yes	22	0.11%	7.56%
Total			291	1.4%	100%
Missing	.	missing	3142	15.15%	
	6	refused	7	0.03%	
	7	legitimate skip	17305	83.42%	
Total			20,454	98.6%	

Valid	Invalid	Minimum	Maximum
291	20454	0	1

Type	Code
Measurement Unit	numeric
PC61D	61D. Because of this condition, does {NAME} get help from another person: in getting on or off the toilet?

			Frequency	% of total	% of valid
Valid	0	no	275	1.33%	94.83%
	1	yes	15	0.07%	5.17%

		Total	290	1.4%	100%
Missing	.	missing	3143	15.15%	
	6	refused	7	0.03%	
	7	legitimate skip	17305	83.42%	
		Total	20,455	98.6%	

Valid	Invalid	Minimum	Maximum
290	20455	0	1

PC62_1 - C62_1 EQUIPMENT, CANE-PQ

Type	Code
Measurement Unit	numeric
PC62_1	62_1. What special equipment must {NAME} use as a result of this condition? Cane

			Frequency	% of total	% of valid
Valid	0	not marked	291	1.4%	98.98%
	1	marked	3	0.01%	1.02%
		Total	294	1.42%	100%
Missing	.	missing	3139	15.13%	
	6	refused	7	0.03%	
	7	legitimate skip	17305	83.42%	
		Total	20,451	98.58%	

Valid	Invalid	Minimum	Maximum
294	20451	0	1

PC62_2 - C62_2 EQUIPMENT, CRUTCHES-PQ

Type	Code
Measurement Unit	numeric
PC62_2	62_2. What special equipment must {NAME} use as a result of this condition? crutches/ walker

			Frequency	% of total	% of valid
Valid	0	not marked	277	1.34%	94.22%
	1	marked	17	0.08%	5.78%
		Total	294	1.42%	100%
Missing	.	missing	3139	15.13%	
	6	refused	7	0.03%	
	7	legitimate skip	17305	83.42%	
		Total	20,451	98.58%	

Valid	Invalid	Minimum	Maximum
294	20451	0	1

PC62_4 - C62_4 EQUIPMENT, MEDICAL SHOES-PQ

Type	Code
Measurement Unit	numeric
PC62_4	62_4. What special equipment must {NAME} use as a result of this condition? medically prescribed shoes

			Frequency	% of total	% of valid
Valid	0	not marked	282	1.36%	95.92%
	1	marked	12	0.06%	4.08%
	Total		294	1.42%	100%
Missing	.	missing	3139	15.13%	
	6	refused	7	0.03%	
	7	legitimate skip	17305	83.42%	
	Total		20,451	98.58%	

Valid	Invalid	Minimum	Maximum
294	20451	0	1

PC62_5 - C62_5 EQUIPMENT, MANUAL WHEELCHAIR-PQ

Type	Code
Measurement Unit	numeric
PC62_5	62_5. What special equipment must {NAME} use as a result of this condition? manual wheelchair/ powered wheelchair/ scooter

			Frequency	% of total	% of valid
Valid	0	not marked	276	1.33%	93.88%
	1	marked	18	0.09%	6.12%
	Total		294	1.42%	100%
Missing	.	missing	3139	15.13%	
	6	refused	7	0.03%	
	7	legitimate skip	17305	83.42%	
	Total		20,451	98.58%	

Valid	Invalid	Minimum	Maximum
294	20451	0	1

PC62_8 - C62_8 EQUIPMENT, BRACE-PQ

Type	Code
Measurement Unit	numeric

PC62_8	62_8. What special equipment must {NAME} use as a result of this condition? brace (arm, hand, foot, or leg)
--------	--

			Frequency	% of total	% of valid
Valid	0	not marked	251	1.21%	85.37%
	1	marked	43	0.21%	14.63%
Total			294	1.42%	100%
Missing	.	missing	3139	15.13%	
	6	refused	7	0.03%	
	7	legitimate skip	17305	83.42%	
Total			20,451	98.58%	

Valid	Invalid	Minimum	Maximum
294	20451	0	1

PC62_10 - C62_10 EQUIPMENT, OTHER-PQ

Type	Code
Measurement Unit	numeric
PC62_10	62_10. What special equipment must {NAME} use as a result of this condition? Other

			Frequency	% of total	% of valid
Valid	0	not marked	267	1.29%	90.82%
	1	marked	27	0.13%	9.18%
Total			294	1.42%	100%
Missing	.	missing	3139	15.13%	
	6	refused	7	0.03%	
	7	legitimate skip	17305	83.42%	
Total			20,451	98.58%	

Valid	Invalid	Minimum	Maximum
294	20451	0	1

PC62_11 - C62_11 EQUIPMENT, NONE-PQ

Type	Code
Measurement Unit	numeric
PC62_11	62_11. What special equipment must {NAME} use as a result of this condition? None

			Frequency	% of total	% of valid
Valid	0	not marked	103	0.5%	35.03%
	1	marked	191	0.92%	64.97%

		Total	294	1.42%	100%
Missing	.	missing	3139	15.13%	
	6	refused	7	0.03%	
	7	legitimate skip	17305	83.42%	
		Total	20,451	98.58%	

Valid	Invalid	Minimum	Maximum
294	20451	0	1

PC63 - C63 ALWAYS LIVED IN PRESENT HOME-PQ

Type	Code
Measurement Unit	numeric
PC63	63. Has {NAME} always lived, since (he/ she) was born, in the house or apartment building where (he/ she) lives now?

			Frequency	% of total	% of valid
Valid	0	no	13699	66.04%	78.01%
	1	yes	3862	18.62%	21.99%
		Total	17,561	84.65%	100%
Missing	.	missing	3144	15.16%	
	6	refused	19	0.09%	
	8	don't know	21	0.1%	
		Total	3,184	15.35%	

Valid	Invalid	Minimum	Maximum
17561	3184	0	1

PC64 - C64 BORN IN U.S.-PQ

Type	Code
Measurement Unit	numeric
PC64	64. Was {NAME} born in the United States?

			Frequency	% of total	% of valid
Valid	0	no	1341	6.46%	9.84%
	1	yes	12282	59.2%	90.16%
		Total	13,623	65.67%	100%
Missing	.	missing	3217	15.51%	
	6	refused	19	0.09%	
	7	legitimate skip	3883	18.72%	
	8	don't know	3	0.01%	
		Total	7,122	34.33%	

Valid	Invalid	Minimum	Maximum
13623	7122	0	1



Type	Code
Measurement Unit	numeric
PC65_M	65M. In what month and year did (he/ she) first move to the United States to live? month

			Frequency	% of total	% of valid
Valid	1	January	90	0.43%	7.25%
	2	February	77	0.37%	6.2%
	3	March	92	0.44%	7.41%
	4	April	86	0.41%	6.93%
	5	May	150	0.72%	12.09%
	6	June	110	0.53%	8.86%
	7	July	134	0.65%	10.8%
	8	August	144	0.69%	11.6%
	9	September	95	0.46%	7.66%
	10	October	90	0.43%	7.25%
	11	November	71	0.34%	5.72%
	12	December	102	0.49%	8.22%
	Total		1,241	5.98%	100%
Missing	.	missing	3296	15.89%	
	96	refused	19	0.09%	
	97	legitimate skip	16168	77.94%	
	98	don't know	21	0.1%	
	Total		19,504	94.02%	

Valid	Invalid	Minimum	Maximum
1241	19504	1	12



Type	Code
Measurement Unit	numeric
PC65_Y	65Y. In what month and year did (he/ she) first move to the United States to live? year

			Frequency	% of total	% of valid
--	--	--	-----------	------------	------------

Valid	1	1977	26	0.13%	2.03%
	2	1978	34	0.16%	2.66%
	3	1979	68	0.33%	5.32%
	4	1980	143	0.69%	11.18%
	5	1981	71	0.34%	5.55%
	6	1982	69	0.33%	5.39%
	7	1983	52	0.25%	4.07%
	8	1984	59	0.28%	4.61%
	9	1985	72	0.35%	5.63%
	10	1986	73	0.35%	5.71%
	11	1987	51	0.25%	3.99%
	12	1988	83	0.4%	6.49%
	13	1989	103	0.5%	8.05%
	14	1990	81	0.39%	6.33%
	15	1991	80	0.39%	6.25%
	16	1992	85	0.41%	6.65%
	17	1993	72	0.35%	5.63%
	18	1994-95	57	0.27%	4.46%
		Total	1,279	6.17%	100%
Missing	.	missing	3256	15.7%	
	96	refused	19	0.09%	
	97	legitimate skip	16168	77.94%	
	98	don't know	23	0.11%	
		Total	19,466	93.83%	

Valid	Invalid	Minimum	Maximum
1279	19466	1	18



Type	Code
Measurement Unit	numeric
PC66_M	66M. In what month and year did (he/ she) move to the house or apartment building (he/ she) lives in now? month

	Frequency	% of total	% of valid

Valid	1	January	721	3.48%	5.53%
	2	February	734	3.54%	5.63%
	3	March	877	4.23%	6.73%
	4	April	952	4.59%	7.3%
	5	May	1139	5.49%	8.74%
	6	June	1509	7.27%	11.57%
	7	July	1277	6.16%	9.79%
	8	August	1566	7.55%	12.01%
	9	September	1158	5.58%	8.88%
	10	October	1124	5.42%	8.62%
	11	November	1024	4.94%	7.85%
	12	December	958	4.62%	7.35%
		Total	13,039	62.85%	100%
Missing	.	missing	3534	17.04%	
	96	refused	97	0.47%	
	97	legitimate skip	3883	18.72%	
	98	don't know	192	0.93%	
		Total	7,706	37.15%	

Valid	Invalid	Minimum	Maximum
13039	7706	1	12



Type	Code
Measurement Unit	numeric
PC66_Y	66Y. In what month and year did (he/ she) move to the house or apartment building (he/ she) lives in now? year

	Frequency	% of total	% of valid
--	-----------	------------	------------

Valid	1	1977	82	0.4%	0.64%
	2	1978	156	0.75%	1.22%
	3	1979	187	0.9%	1.46%
	4	1980	287	1.38%	2.25%
	5	1981	289	1.39%	2.26%
	6	1982	311	1.5%	2.44%
	7	1983	434	2.09%	3.4%
	8	1984	524	2.53%	4.1%
	9	1985	632	3.05%	4.95%
	10	1986	605	2.92%	4.74%
	11	1987	754	3.63%	5.9%
	12	1988	648	3.12%	5.07%
	13	1989	888	4.28%	6.95%
	14	1990	1007	4.85%	7.88%
	15	1991	945	4.56%	7.4%
	16	1992	1147	5.53%	8.98%
	17	1993	1444	6.96%	11.31%
	18	1994	2304	11.11%	18.04%
	19	1995	128	0.62%	1%
		Total	12,772	61.57%	100%
Missing	.	missing	3711	17.89%	
	96	refused	97	0.47%	
	97	legitimate skip	3883	18.72%	
	98	don't know	282	1.36%	
		Total	7,973	38.43%	

Valid	Invalid	Minimum	Maximum
12772	7973	1	19

 PC68_M - C68_M MOVED TO PREVIOUS HOME, MONTH-PQ

Type	Code
Measurement Unit	numeric
PC68_M	68M. In what month and year did name move to that house or apartment building? month

	Frequency	% of total	% of valid
--	-----------	------------	------------

Valid	1	January	708	3.41%	6.53%
	2	February	561	2.7%	5.17%
	3	March	580	2.8%	5.35%
	4	April	691	3.33%	6.37%
	5	May	783	3.77%	7.22%
	6	June	1302	6.28%	12.01%
	7	July	961	4.63%	8.86%
	8	August	1110	5.35%	10.24%
	9	September	871	4.2%	8.03%
	10	October	710	3.42%	6.55%
	11	November	671	3.23%	6.19%
	12	December	569	2.74%	5.25%
	20	(He/she) lived there at birth	1325	6.39%	12.22%
		Total	10,842	52.26%	100%
Missing	.	missing	4091	19.72%	
	96	refused	148	0.71%	
	97	legitimate skip	3883	18.72%	
	98	don't know	1781	8.59%	
	Total	9,903	47.74%		

Valid	Invalid	Minimum	Maximum
10842	9903	1	20

Type	Code
Measurement Unit	numeric
PC68_Y	68Y. In what month and year did name move to that house or apartment building? year

	Frequency	% of total	% of valid
--	-----------	------------	------------

Valid	1	1977	406	1.96%	3.65%
	2	1978	385	1.86%	3.46%
	3	1979	458	2.21%	4.11%
	4	1980	564	2.72%	5.06%
	5	1981	529	2.55%	4.75%
	6	1982	546	2.63%	4.9%
	7	1983	524	2.53%	4.7%
	8	1984	488	2.35%	4.38%
	9	1985	613	2.95%	5.5%
	10	1986	542	2.61%	4.87%
	11	1987	561	2.7%	5.04%
	12	1988	536	2.58%	4.81%
	13	1989	661	3.19%	5.93%
	14	1990	704	3.39%	6.32%
	15	1991	623	3%	5.59%
	16	1992	575	2.77%	5.16%
	17	1993	584	2.82%	5.24%
	18	1994	480	2.31%	4.31%
	19	1995	21	0.1%	0.19%
		20	(He/she) lived there at birth	1338	6.45%
		Total	11,138	53.69%	100%
Missing	.	missing	3774	18.19%	
	96	refused	148	0.71%	
	97	legitimate skip	3883	18.72%	
	98	don't know	1802	8.69%	
		Total	9,607	46.31%	

Valid	Invalid	Minimum	Maximum
11138	9607	1	20



Type	Code
Measurement Unit	numeric
PC69	69. Is {NAME} a twin?

			Frequency	% of total	% of valid
Valid	0	no	16114	77.68%	91.82%
	1	yes	1435	6.92%	8.18%
		Total	17,549	84.59%	100%
Missing	.	missing	3196	15.41%	
		Total	3,196	15.41%	

Valid	Invalid	Minimum	Maximum
17549	3196	0	1

PD2 - D2 IDENTICAL OR FRATERNAL-PQ

Type	Code
Measurement Unit	numeric
PD2	2. In your opinion are {NAME} and {NAME} identical twins or fraternal tw ins?

			Frequency	% of total	% of valid
Valid	1	definitely identical	357	1.72%	25.96%
	2	probably identical	68	0.33%	4.95%
	3	definitely fraternal	870	4.19%	63.27%
	4	probably fraternal	80	0.39%	5.82%
		Total	1,375	6.63%	100%
Missing	.	missing	3232	15.58%	
	6	refused	6	0.03%	
	7	legitimate skip	16114	77.68%	
	8	don't know	18	0.09%	
		Total	19,370	93.37%	

Valid	Invalid	Minimum	Maximum
1375	19370	1	4

PD3 - D3 ALIKE THROUGH AGE EIGHT-PQ

Type	Code
Measurement Unit	numeric
PD3	3. Until they were 8 years old, how alike were the twins?

			Frequency	% of total	% of valid
Valid	1	as alike as tw o peas in a pod	498	2.4%	36.51%
	2	of a normal family likeness	866	4.17%	63.49%
		Total	1,364	6.58%	100%
Missing	.	missing	3236	15.6%	
	6	refused	10	0.05%	
	7	legitimate skip	16114	77.68%	
	8	don't know	21	0.1%	
		Total	19,381	93.42%	

Valid	Invalid	Minimum	Maximum
1364	19381	1	2

PD4A - D4A CONFUSED, RESPONDENT-PQ

Type	Code
Measurement Unit	numeric
PD4A	4A. When the twins were young children: How often were you confused about which was which?

			Frequency	% of total	% of valid
Valid	1	frequently	121	0.58%	9.04%
	2	occasionally	295	1.42%	22.05%
	3	never	922	4.44%	68.91%
		Total	1,338	6.45%	100%
Missing	.	missing	3238	15.61%	
	6	refused	5	0.02%	
	7	legitimate skip	16114	77.68%	
	8	don't know	50	0.24%	
		Total	19,407	93.55%	

Valid	Invalid	Minimum	Maximum
1338	19407	1	3

PD4B - D4B CONFUSED, FATHER-PQ

Type	Code
Measurement Unit	numeric
PD4B	4B. When the twins were young children: How often was their father confused?

			Frequency	% of total	% of valid
Valid	1	frequently	162	0.78%	12.12%
	2	occasionally	277	1.34%	20.72%
	3	never	802	3.87%	59.99%
		Total	1,337	6.44%	100%
Missing	.	missing	3237	15.6%	
	6	refused	7	0.03%	
	7	legitimate skip	16114	77.68%	
	8	don't know	50	0.24%	
		Total	19,408	93.56%	

Valid	Invalid	Minimum	Maximum
1337	19408	1	9

PD4C - D4C CONFUSED, SIBLINGS-PQ

Type	Code
Measurement Unit	numeric

PD4C	4C. When the twins were young children: How often were their siblings confused?
------	---

			Frequency	% of total	% of valid
Valid	1	frequently	82	0.4%	5.99%
	2	occasionally	178	0.86%	13.01%
	3	never	804	3.88%	58.77%
		Total	1,368	6.59%	100%
Missing	.	missing	3238	15.61%	
	6	refused	8	0.04%	
	7	legitimate skip	16114	77.68%	
	8	don't know	17	0.08%	
		Total	19,377	93.41%	

Valid	Invalid	Minimum	Maximum
1368	19377	1	9

PD4D - D4D CONFUSED, GRANDPARENTS-PQ

Type	Code
Measurement Unit	numeric
PD4D	4D. When the twins were young children: How often were their grandparents confused?

			Frequency	% of total	% of valid
Valid	1	frequently	295	1.42%	21.55%
	2	occasionally	310	1.49%	22.64%
	3	never	697	3.36%	50.91%
		Total	1,369	6.6%	100%
Missing	.	missing	3234	15.59%	
	6	refused	5	0.02%	
	7	legitimate skip	16114	77.68%	
	8	don't know	23	0.11%	
		Total	19,376	93.4%	

Valid	Invalid	Minimum	Maximum
1369	19376	1	9

PD4E - D4E CONFUSED, TEACHERS-PQ

Type	Code
Measurement Unit	numeric
PD4E	4E. When the twins were young children: How often were their teachers confused?

			Frequency	% of total	% of valid
Valid	1	frequently	349	1.68%	26.08%
	2	occasionally	308	1.48%	23.02%
	3	never	681	3.28%	50.9%
Total			1,338	6.45%	100%
Missing	.	missing	3237	15.6%	
	6	refused	7	0.03%	
	7	legitimate skip	16114	77.68%	
	8	don't know	49	0.24%	
Total			19,407	93.55%	

Valid	Invalid	Minimum	Maximum
1338	19407	1	3

PD4F - D4F CONFUSED, STRANGERS-PQ

Type	Code
Measurement Unit	numeric
PD4F	4F. When the twins were young children: How often were strangers confused?

			Frequency	% of total	% of valid
Valid	1	frequently	572	2.76%	42.62%
	2	occasionally	230	1.11%	17.14%
	3	never	540	2.6%	40.24%
Total			1,342	6.47%	100%
Missing	.	missing	3238	15.61%	
	6	refused	6	0.03%	
	7	legitimate skip	16114	77.68%	
	8	don't know	45	0.22%	
Total			19,403	93.53%	

Valid	Invalid	Minimum	Maximum
1342	19403	1	3

PD5 - D5 SAME RESPONDENT AS CORE SECTION-PQ

Type	Code
Measurement Unit	numeric
PD5	5. Is the person who answered for this child the same person who completed the core section of the questionnaire?

			Frequency	% of total	% of valid
--	--	--	-----------	------------	------------

Valid	0	no	452	2.18%	2.85%
	1	yes	15433	74.39%	97.15%
		Total	15,885	76.57%	100%
Missing	.	missing	4860	23.43%	
		Total	4,860	23.43%	

Valid	Invalid	Minimum	Maximum
15885	4860	0	1

 PD5A - D5A ANOTHER SAMPLED ADOLESCENT-PQ

Type	Code
Measurement Unit	numeric
PD5A	5A. Is there another sampled adolescent?

			Frequency	% of total	% of valid
Valid	0	no	13717	66.12%	84.46%
	1	yes	2523	12.16%	15.54%
		Total	16,240	78.28%	100%
Missing	.	missing	4505	21.72%	
		Total	4,505	21.72%	

Valid	Invalid	Minimum	Maximum
16240	4505	0	1