

 Wave I Parks Data
Title

Wave I Parks Data

Abstract

The counts of public parks within a Euclidean distance of 1, 3, 5, and 8.05 kilometers (5 miles) of each respondent at Wave I and III are in these files.

Variables: 43

Observations: 20,745

Variables
 Wave I Parks Data

- W1PKA1K1 - MAXIMUM AREA (SQ M), E1KM
- W1PKA1K3 - MAXIMUM AREA (SQ M), E3KM
- W1PKA1K5 - MAXIMUM AREA (SQ M), E5KM
- W1PKA1K8 - MAXIMUM AREA (SQ M), E8KM
- W1PKA2K8 - MEDIAN AREA (SQ M), E8KM
- W1PKA3K1 - MEAN AREA (SQ M), E1KM
- W1PKA3K3 - MEAN AREA (SQ M), E3KM
- W1PKA3K5 - MEAN AREA (SQ M), E5KM
- W1PKA3K8 - MEAN AREA (SQ M), E8KM
- W1PKA4K8 - MINIMUM AREA (SQ M), E8KM
- W1PKA5K8 - Q1 AREA (SQ M), E8KM
- W1PKA6K8 - Q3 AREA (SQ M), E8KM
- W1PKA7K1 - STD DEV, AREA (SQ M), E1KM
- W1PKA7K3 - STD DEV, AREA (SQ M), E3KM
- W1PKA7K5 - STD DEV, AREA (SQ M), E5KM
- W1PKA7K8 - STD DEV, AREA (SQ M), E8KM
- W1PKA8K8 - SKEWNESS, AREA, E8KM
- W1PKC1K1 - COUNT, E1KM
- W1PKC1K3 - COUNT, E3KM
- W1PKC1K5 - COUNT, E5KM
- W1PKC1K8 - COUNT, E8KM
- W1PKE1K1 - MAXIMUM EUCLID DISTANCE (M), E1KM
- W1PKE1K3 - MAXIMUM EUCLID DISTANCE (M), E3KM
- W1PKE1K5 - MAXIMUM EUCLID DISTANCE (M), E5KM
- W1PKE1K8 - MAXIMUM EUCLID DISTANCE (M), E8KM

- W1PKE2K8 - MEDIAN EUCLID DISTANCE (M), E8KM
- W1PKE3K1 - MEAN EUCLID DISTANCE (M), E1KM
- W1PKE3K3 - MEAN EUCLID DISTANCE (M), E3KM
- W1PKE3K5 - MEAN EUCLID DISTANCE (M), E5KM
- W1PKE3K8 - MEAN EUCLID DISTANCE (M), E8KM
- W1PKE4K8 - MINIMUM EUCLID DISTANCE (M), E8KM
- W1PKE5K8 - Q1 EUCLID DISTANCE (M), E8KM
- W1PKE6K8 - Q3 EUCLID DISTANCE (M), E8KM
- W1PKE7K1 - STD DEV, EUCLID DISTANCE (M), E1KM
- W1PKE7K3 - STD DEV, EUCLID DISTANCE (M), E3KM
- W1PKE7K5 - STD DEV, EUCLID DISTANCE (M), E5KM
- W1PKE7K8 - STD DEV, EUCLID DISTANCE (M), E8KM
- W1PKE8K8 - SKEWNESS, EUCLIDEAN DISTANCE, E8KM
- W1PKE9 - EUCLID DIST TO NEAREST MAJOR PRK (M)
- W1PKC2K3 - EUCLID DIST WEIGHTED COUNT, E3KM
- W1PKC2K5 - EUCLID DIST WEIGHTED COUNT, E5KM
- W1PKC2K8 - EUCLID DIST WEIGHTED COUNT, E8KM

 W1PKA1K1 - MAXIMUM AREA (SQ M), E1KM

Type	Numeric (Double)
W1PKA1K1	Maximum area (sq m), 1km

 W1PKA1K3 - MAXIMUM AREA (SQ M), E3KM

Type	Numeric (Double)
W1PKA1K3	Maximum area (sq m), 3km

 W1PKA1K5 - MAXIMUM AREA (SQ M), E5KM

Type	Numeric (Double)
W1PKA1K5	Maximum area (sq m), 5km

 W1PKA1K8 - MAXIMUM AREA (SQ M), E8KM

Type	Numeric (Double)
W1PKA1K8	Maximum area (sq m), 8km

 W1PKA2K8 - MEDIAN AREA (SQ M), E8KM

Type	Numeric (Double)
W1PKA2K8	Median area (sq m), 8km

 W1PKA3K1 - MEAN AREA (SQ M), E1KM

Type	Numeric (Double)
W1PKA3K1	Mean area (sq m), 1km

 W1PKA3K3 - MEAN AREA (SQ M), E3KM

Type	Numeric (Double)
W1PKA3K3	Mean area (sq m), 3km

 W1PKA3K5 - MEAN AREA (SQ M), E5KM

Type	Numeric (Double)
W1PKA3K5	Mean area (sq m), 5km

 W1PKA3K8 - MEAN AREA (SQ M), E8KM

Type	Numeric (Double)
W1PKA3K8	Mean area (sq m), 8km

 W1PKA4K8 - MINIMUM AREA (SQ M), E8KM

Type	Numeric (Double)
W1PKA4K8	Minimum area (sq m), 8km

 W1PKA5K8 - Q1 AREA (SQ M), E8KM

Type	Numeric (Double)
W1PKA5K8	Q1 area (sq m), 8km

 W1PKA6K8 - Q3 AREA (SQ M), E8KM

Type	Numeric (Double)
W1PKA6K8	Q3 area (sq m), 8km

 W1PKA7K1 - STD DEV, AREA (SQ M), E1KM

Type	Numeric (Double)
W1PKA7K1	Standard deviation area (sq m), 1km

 W1PKA7K3 - STD DEV, AREA (SQ M), E3KM

Type	Numeric (Double)
W1PKA7K3	Standard deviation area (sq m), 3km

 W1PKA7K5 - STD DEV, AREA (SQ M), E5KM

Type	Numeric (Double)
W1PKA7K5	Standard deviation area (sq m), 5km

 W1PKA7K8 - STD DEV, AREA (SQ M), E8KM

Type	Numeric (Double)
W1PKA7K8	Standard deviation area (sq m), 8km

W1PKA8K8 - SKEWNESS, AREA, E8KM

Type	Numeric (Double)
W1PKA8K8	Skewness, area, 8km

W1PKC1K1 - COUNT, E1KM

Type	Numeric (Double)
W1PKC1K1	Park count, 1km

W1PKC1K3 - COUNT, E3KM

Type	Numeric (Double)
W1PKC1K3	Park count, 3km

W1PKC1K5 - COUNT, E5KM

Type	Numeric (Double)
W1PKC1K5	Park count, 5km

W1PKC1K8 - COUNT, E8KM

Type	Numeric (Double)
W1PKC1K8	Park count, 8km

W1PKE1K1 - MAXIMUM EUCLID DISTANCE (M), E1KM

Type	Numeric (Double)
W1PKE1K1	Maximum Euclidean istance (m), 1km

W1PKE1K3 - MAXIMUM EUCLID DISTANCE (M), E3KM

Type	Numeric (Double)
W1PKE1K3	Maximum Euclidean istance (m), 3km

W1PKE1K5 - MAXIMUM EUCLID DISTANCE (M), E5KM

Type	Numeric (Double)
W1PKE1K5	Maximum Euclidean distance (m), 5km

W1PKE1K8 - MAXIMUM EUCLID DISTANCE (M), E8KM

Type	Numeric (Double)
W1PKE1K8	Maximum Euclidean distance (m), 8km

 W1PKE2K8 - MEDIAN EUCLID DISTANCE (M), E8KM

Type	Numeric (Double)
W1PKE2K8	Median Euclidean distance (m), 8km

 W1PKE3K1 - MEAN EUCLID DISTANCE (M), E1KM

Type	Numeric (Double)
W1PKE3K1	Mean Euclidean distance (m), 1km

 W1PKE3K3 - MEAN EUCLID DISTANCE (M), E3KM

Type	Numeric (Double)
W1PKE3K3	Mean Euclidean distance (m), 3km

 W1PKE3K5 - MEAN EUCLID DISTANCE (M), E5KM

Type	Numeric (Double)
W1PKE3K5	Mean Euclidean distance (m), 5km

 W1PKE3K8 - MEAN EUCLID DISTANCE (M), E8KM

Type	Numeric (Double)
W1PKE3K8	Mean Euclidean distance (m), 8km

 W1PKE4K8 - MINIMUM EUCLID DISTANCE (M), E8KM

Type	Numeric (Double)
W1PKE4K8	Minimum Euclidean distance (m), 8km

 W1PKE5K8 - Q1 EUCLID DISTANCE (M), E8KM

Type	Numeric (Double)
W1PKE5K8	Q1 Euclidean distance (m), 8km

 W1PKE6K8 - Q3 EUCLID DISTANCE (M), E8KM

Type	Numeric (Double)
W1PKE6K8	Q3 Euclidean distance (m), 8km

 W1PKE7K1 - STD DEV, EUCLID DISTANCE (M), E1KM

Type	Numeric (Double)
W1PKE7K1	Standard Deviation Euclidean distance (m), 1km

 W1PKE7K3 - STD DEV, EUCLID DISTANCE (M), E3KM

Type	Numeric (Double)
W1PKE7K3	Standard Deviation Euclidean distance m), 3km

 W1PKE7K5 - STD DEV, EUCLID DISTANCE (M), E5KM

Type	Numeric (Double)
W1PKE7K5	Standard Deviation Euclidean distance m), 5km

 W1PKE7K8 - STD DEV, EUCLID DISTANCE (M), E8KM

Type	Numeric (Double)
W1PKE7K8	Standard Deviation Euclidean distance m), 8km

 W1PKE8K8 - SKEWNESS, EUCLIDEAN DISTANCE, E8KM

Type	Numeric (Double)
W1PKE8K8	Skewness, Euclidean distance, 8km

 W1PKE9 - EUCLID DIST TO NEAREST MAJOR PRK (M)

Type	Numeric (Double)
W1PKE9	Euclidean distance to nearest major park (m)

 W1PKC2K3 - EUCLID DIST WEIGHTED COUNT, E3KM

Type	Numeric (Double)
W1PKC2K3	Euclidean distance weighted park count, 3km

 W1PKC2K5 - EUCLID DIST WEIGHTED COUNT, E5KM

Type	Numeric (Double)
W1PKC2K5	Euclidean distance weighted park count, 5km

 W1PKC2K8 - EUCLID DIST WEIGHTED COUNT, E8KM

Type	Numeric (Double)
W1PKC2K8	Euclidean distance weighted park count, 8km

Logical Products

Wave I Parks Data

Data Layouts

Wave I Parks Data

Wave I Parks Data

W1PKA1K1 - MAXIMUM AREA (SQ M), E1KM

Type	Numeric (Double)
W1PKA1K1	Maximum area (sq m), 1km

W1PKA1K3 - MAXIMUM AREA (SQ M), E3KM

Type	Numeric (Double)
W1PKA1K3	Maximum area (sq m), 3km

W1PKA1K5 - MAXIMUM AREA (SQ M), E5KM

Type	Numeric (Double)
W1PKA1K5	Maximum area (sq m), 5km

W1PKA1K8 - MAXIMUM AREA (SQ M), E8KM

Type	Numeric (Double)
W1PKA1K8	Maximum area (sq m), 8km

W1PKA2K8 - MEDIAN AREA (SQ M), E8KM

Type	Numeric (Double)
W1PKA2K8	Median area (sq m), 8km

W1PKA3K1 - MEAN AREA (SQ M), E1KM

Type	Numeric (Double)
W1PKA3K1	Mean area (sq m), 1km

W1PKA3K3 - MEAN AREA (SQ M), E3KM

Type	Numeric (Double)
W1PKA3K3	Mean area (sq m), 3km

W1PKA3K5 - MEAN AREA (SQ M), E5KM

Type	Numeric (Double)
------	------------------


W1PKA3K5	Mean area (sq m), 5km
----------	-----------------------

 W1PKA3K8 - MEAN AREA (SQ M), E8KM


Type	Numeric (Double)
W1PKA3K8	Mean area (sq m), 8km

 W1PKA4K8 - MINIMUM AREA (SQ M), E8KM

Type	Numeric (Double)
W1PKA4K8	Minimum area (sq m), 8km

 W1PKA5K8 - Q1 AREA (SQ M), E8KM

Type	Numeric (Double)
W1PKA5K8	Q1 area (sq m), 8km

 W1PKA6K8 - Q3 AREA (SQ M), E8KM

Type	Numeric (Double)
W1PKA6K8	Q3 area (sq m), 8km

 W1PKA7K1 - STD DEV, AREA (SQ M), E1KM

Type	Numeric (Double)
W1PKA7K1	Standard deviation area (sq m), 1km

 W1PKA7K3 - STD DEV, AREA (SQ M), E3KM

Type	Numeric (Double)
W1PKA7K3	Standard deviation area (sq m), 3km

 W1PKA7K5 - STD DEV, AREA (SQ M), E5KM

Type	Numeric (Double)
W1PKA7K5	Standard deviation area (sq m), 5km

 W1PKA7K8 - STD DEV, AREA (SQ M), E8KM

Type	Numeric (Double)
W1PKA7K8	Standard deviation area (sq m), 8km

 W1PKA8K8 - SKEWNESS, AREA, E8KM

Type	Numeric (Double)
W1PKA8K8	Skewness, area, 8km

 W1PKC1K1 - COUNT, E1KM


Type	Numeric (Double)
W1PKC1K1	Park count, 1km

 W1PKC1K3 - COUNT, E3KM

Type	Numeric (Double)
W1PKC1K3	Park count, 3km

 W1PKC1K5 - COUNT, E5KM

Type	Numeric (Double)
W1PKC1K5	Park count, 5km

 W1PKC1K8 - COUNT, E8KM

Type	Numeric (Double)
W1PKC1K8	Park count, 8km

 W1PKE1K1 - MAXIMUM EUCLID DISTANCE (M), E1KM

Type	Numeric (Double)
W1PKE1K1	Maximum Euclidean istance (m), 1km

 W1PKE1K3 - MAXIMUM EUCLID DISTANCE (M), E3KM

Type	Numeric (Double)
W1PKE1K3	Maximum Euclidean istance (m), 3km

 W1PKE1K5 - MAXIMUM EUCLID DISTANCE (M), E5KM

Type	Numeric (Double)
W1PKE1K5	Maximum Euclidean distance (m), 5km

 W1PKE1K8 - MAXIMUM EUCLID DISTANCE (M), E8KM

Type	Numeric (Double)
W1PKE1K8	Maximum Euclidean distance (m), 8km

 W1PKE2K8 - MEDIAN EUCLID DISTANCE (M), E8KM

Type	Numeric (Double)
W1PKE2K8	Median Euclidean distance (m), 8km

 W1PKE3K1 - MEAN EUCLID DISTANCE (M), E1KM

Type	Numeric (Double)
W1PKE3K1	Mean Euclidean distance (m), 1km

 W1PKE3K3 - MEAN EUCLID DISTANCE (M), E3KM

Type	Numeric (Double)
W1PKE3K3	Mean Euclidean distance (m), 3km

 W1PKE3K5 - MEAN EUCLID DISTANCE (M), E5KM

Type	Numeric (Double)
W1PKE3K5	Mean Euclidean distance (m), 5km

 W1PKE3K8 - MEAN EUCLID DISTANCE (M), E8KM

Type	Numeric (Double)
W1PKE3K8	Mean Euclidean distance (m), 8km

 W1PKE4K8 - MINIMUM EUCLID DISTANCE (M), E8KM

Type	Numeric (Double)
W1PKE4K8	Minimum Euclidean distance (m), 8km

 W1PKE5K8 - Q1 EUCLID DISTANCE (M), E8KM

Type	Numeric (Double)
W1PKE5K8	Q1 Euclidean distance (m), 8km

 W1PKE6K8 - Q3 EUCLID DISTANCE (M), E8KM

Type	Numeric (Double)
W1PKE6K8	Q3 Euclidean distance (m), 8km

 W1PKE7K1 - STD DEV, EUCLID DISTANCE (M), E1KM

Type	Numeric (Double)
W1PKE7K1	Standard Deviation Euclidean distance m), 1km

 W1PKE7K3 - STD DEV, EUCLID DISTANCE (M), E3KM

Type	Numeric (Double)
W1PKE7K3	Standard Deviation Euclidean distance m), 3km

 W1PKE7K5 - STD DEV, EUCLID DISTANCE (M), E5KM

Type	Numeric (Double)
W1PKE7K5	Standard Deviation Euclidean distance m), 5km

 W1PKE7K8 - STD DEV, EUCLID DISTANCE (M), E8KM

Type	Numeric (Double)
------	------------------

W1PKE7K8	Standard Deviation Euclidean distance m), 8km
----------	---

 W1PKE8K8 - SKEWNESS, EUCLIDEAN DISTANCE, E8KM

Type	Numeric (Double)
W1PKE8K8	Skewness, Euclidean distance, 8km

 W1PKE9 - EUCLID DIST TO NEAREST MAJOR PRK (M)

Type	Numeric (Double)
W1PKE9	Euclidean distance to nearest major park (m)

 W1PKC2K3 - EUCLID DIST WEIGHTED COUNT, E3KM

Type	Numeric (Double)
W1PKC2K3	Euclidean distance weighted park count, 3km

 W1PKC2K5 - EUCLID DIST WEIGHTED COUNT, E5KM

Type	Numeric (Double)
W1PKC2K5	Euclidean distance weighted park count, 5km

 W1PKC2K8 - EUCLID DIST WEIGHTED COUNT, E8KM

Type	Numeric (Double)
W1PKC2K8	Euclidean distance weighted park count, 8km

Physical Instances

 Wave I Parks Data

Title	Wave I Parks Data
File Name	w1parks.sas7bdatt
Case Quantity	20745
Variable Count	42

 W1PKA1K1 - MAXIMUM AREA (SQ M), E1KM

Type	Numeric (Double)
W1PKA1K1	Maximum area (sq m), 1km

			Frequency	% of total	% of valid
Missing	999997	Legitimate Skip	11531	55.58%	
		Total	11,531	55.58%	

Valid	Invalid	Minimum	Maximum	Mean	StdDev
9214	11531	1436.78	807827.15	116950.12...	142110.59...

 W1PKA1K3 - MAXIMUM AREA (SQ M), E3KM

Type	Numeric (Double)
W1PKA1K3	Maximum area (sq m), 3km

			Frequency	% of total	% of valid
Missing	999997	Legitimate Skip	8192	39.49%	
		Total	8,192	39.49%	

Valid	Invalid	Minimum	Maximum	Mean	StdDev
12553	8192	4711.96	807827.15	276090.40...	202087.99...

 W1PKA1K5 - MAXIMUM AREA (SQ M), E5KM

Type	Numeric (Double)
W1PKA1K5	Maximum area (sq m), 5km

			Frequency	% of total	% of valid
Missing	999997	Legitimate Skip	7277	35.08%	
		Total	7,277	35.08%	

Valid	Invalid	Minimum	Maximum	Mean	StdDev
13468	7277	13994.86	807827.15	361664.45...	219327.80...

 W1PKA1K8 - MAXIMUM AREA (SQ M), E8KM

Type	Numeric (Double)
W1PKA1K8	Maximum area (sq m), 8km

			Frequency	% of total	% of valid
Missing	999997	Legitimate Skip	6830	32.92%	
		Total	6,830	32.92%	

Valid	Invalid	Minimum	Maximum	Mean	StdDev
13915	6830	14982.87	807827.15	486166.31...	224023.88...

 W1PKA2K8 - MEDIAN AREA (SQ M), E8KM

Type	Numeric (Double)
W1PKA2K8	Median area (sq m), 8km

			Frequency	% of total	% of valid
Missing	999997	Legitimate Skip	6830	32.92%	
		Total	6,830	32.92%	

Valid	Invalid	Minimum	Maximum	Mean	StdDev
13915	6830	9405.52	731257.29	54157.360...	50044.430...

 W1PKA3K1 - MEAN AREA (SQ M), E1KM

Type	Numeric (Double)
W1PKA3K1	Mean area (sq m), 1km

			Frequency	% of total	% of valid
Missing	999997	Legitimate Skip	11531	55.58%	
		Total	11,531	55.58%	

Valid	Invalid	Minimum	Maximum	Mean	StdDev
9214	11531	1436.78	807827.15	84221.723...	104411.87...

 W1PKA3K3 - MEAN AREA (SQ M), E3KM

Type	Numeric (Double)
W1PKA3K3	Mean area (sq m), 3km

			Frequency	% of total	% of valid
Missing	999997	Legitimate Skip	8192	39.49%	
		Total	8,192	39.49%	

Valid	Invalid	Minimum	Maximum	Mean	StdDev
12553	8192	4711.96	725577.84	90222.768...	74169.908...

 W1PKA3K5 - MEAN AREA (SQ M), E5KM

Type	Numeric (Double)
W1PKA3K5	Mean area (sq m), 5km

			Frequency	% of total	% of valid
Missing	999997	Legitimate Skip	7277	35.08%	
		Total	7,277	35.08%	

Valid	Invalid	Minimum	Maximum	Mean	StdDev
13468	7277	13994.86	731257.29	91127.850...	65300.983...

 W1PKA3K8 - MEAN AREA (SQ M), E8KM

Type	Numeric (Double)
W1PKA3K8	Mean area (sq m), 8km

			Frequency	% of total	% of valid
Missing	999997	Legitimate Skip	6830	32.92%	
		Total	6,830	32.92%	


Valid	Invalid	Minimum	Maximum	Mean	StdDev
13915	6830	14982.87	731257.29	87866.887...	49823.796...

 W1PKA4K8 - MINIMUM AREA (SQ M), E8KM

Type	Numeric (Double)
W1PKA4K8	Minimum area (sq m), 8km

			Frequency	% of total	% of valid
Missing	999997	Legitimate Skip	6830	32.92%	
		Total	6,830	32.92%	


Valid	Invalid	Minimum	Maximum	Mean	StdDev
13915	6830	613.83	731257.29	13104.427...	35678.647...

 W1PKA5K8 - Q1 AREA (SQ M), E8KM

Type	Numeric (Double)
W1PKA5K8	Q1 area (sq m), 8km

			Frequency	% of total	% of valid
Missing	999997	Legitimate Skip	6830	32.92%	
		Total	6,830	32.92%	

Valid	Invalid	Minimum	Maximum	Mean	StdDev
13915	6830	3279.18	731257.29	26921.212...	34783.310...

 W1PKA6K8 - Q3 AREA (SQ M), E8KM

Type	Numeric (Double)
W1PKA6K8	Q3 area (sq m), 8km

			Frequency	% of total	% of valid
Missing	999997	Legitimate Skip	6830	32.92%	
		Total	6,830	32.92%	

Valid	Invalid	Minimum	Maximum	Mean	StdDev
13915	6830	14982.87	731257.29	104208.11...	82056.873...

 W1PKA7K1 - STD DEV, AREA (SQ M), E1KM

Type	Numeric (Double)
W1PKA7K1	Standard deviation area (sq m), 1km

			Frequency	% of total	% of valid
Missing	999997	Legitimate Skip	15912	76.7%	
		Total	15,912	76.7%	

Valid	Invalid	Minimum	Maximum	Mean	StdDev
4833	15912	63.67	537919.38	65057.676...	86371.942...

 W1PKA7K3 - STD DEV, AREA (SQ M), E3KM

Type	Numeric (Double)
W1PKA7K3	Standard deviation area (sq m), 3km

			Frequency	% of total	% of valid
Missing	999997	Legitimate Skip	9517	45.88%	
		Total	9,517	45.88%	

Valid	Invalid	Minimum	Maximum	Mean	StdDev
11228	9517	576.05	553420.8	96117.328...	69672.999...

 W1PKA7K5 - STD DEV, AREA (SQ M), E5KM

Type	Numeric (Double)
W1PKA7K5	Standard deviation area (sq m), 5km

			Frequency	% of total	% of valid
Missing	999997	Legitimate Skip	8292	39.97%	
		Total	8,292	39.97%	

Valid	Invalid	Minimum	Maximum	Mean	StdDev
12453	8292	2275.75	469419.7	107052.59...	65821.764...

 W1PKA7K8 - STD DEV, AREA (SQ M), E8KM

Type	Numeric (Double)
W1PKA7K8	Standard deviation area (sq m), 8km

			Frequency	% of total	% of valid
Missing	999997	Legitimate Skip	7552	36.4%	
		Total	7,552	36.4%	


Valid	Invalid	Minimum	Maximum	Mean	StdDev
13193	7552	5733.43	352826.56	111377.82...	50160.385...

 W1PKA8K8 - SKEWNESS, AREA, E8KM

Type	Numeric (Double)
W1PKA8K8	Skewness, area, 8km

			Frequency	% of total	% of valid
Missing	97	Legitimate Skip	7791	37.56%	
		Total	7,791	37.56%	

Valid	Invalid	Minimum	Maximum	Mean	StdDev
12954	7791	-1.8	7.3	2.6635224...	1.3838445...

 W1PKC1K1 - COUNT, E1KM


Type	Numeric (Double)
W1PKC1K1	Park count, 1km

Valid	Invalid	Minimum	Maximum	Mean	StdDev
20745	0	0	14	0.8602554...	1.2750362...

 W1PKC1K3 - COUNT, E3KM


Type	Numeric (Double)
W1PKC1K3	Park count, 3km

Valid	Invalid	Minimum	Maximum	Mean	StdDev
20745	0	0	44	5.4807905...	6.8276062...

 W1PKC1K5 - COUNT, E5KM

Type	Numeric (Double)
W1PKC1K5	Park count, 5km

Valid	Invalid	Minimum	Maximum	Mean	StdDev
20745	0	0	104	13.086816...	15.827153...

 W1PKC1K8 - COUNT, E8KM

Type	Numeric (Double)
W1PKC1K8	Park count, 8km

Valid	Invalid	Minimum	Maximum	Mean	StdDev
20745	0	0	195	29.444492...	34.820278...

 W1PKE1K1 - MAXIMUM EUCLID DISTANCE (M), E1KM

Type	Numeric (Double)
W1PKE1K1	Maximum Euclidean istance (m), 1km

			Frequency	% of total	% of valid
Missing	9997	Legitimate Skip	11531	55.58%	
		Total	11,531	55.58%	

Valid	Invalid	Minimum	Maximum	Mean	StdDev
9214	11531	0	999.91	695.54392...	258.43233...

 W1PKE1K3 - MAXIMUM EUCLID DISTANCE (M), E3KM

Type	Numeric (Double)
W1PKE1K3	Maximum Euclidean istance (m), 3km

			Frequency	% of total	% of valid

Missing	9997	Legitimate Skip	8192	39.49%	
		Total	8,192	39.49%	

Valid	Invalid	Minimum	Maximum	Mean	StdDev
12553	8192	0.52	2999.99	2658.6387...	497.18952...

W1PKE1K5 - MAXIMUM EUCLID DISTANCE (M), E5KM

Type	Numeric (Double)
W1PKE1K5	Maximum Euclidean distance (m), 5km

			Frequency	% of total	% of valid
Missing	9997	Legitimate Skip	7277	35.08%	
		Total	7,277	35.08%	

Valid	Invalid	Minimum	Maximum	Mean	StdDev
13468	7277	59.46	4999.97	4554.7066...	813.67690...

W1PKE1K8 - MAXIMUM EUCLID DISTANCE (M), E8KM

Type	Numeric (Double)
W1PKE1K8	Maximum Euclidean distance (m), 8km

			Frequency	% of total	% of valid
Missing	9997	Legitimate Skip	6830	32.92%	
		Total	6,830	32.92%	

Valid	Invalid	Minimum	Maximum	Mean	StdDev
13915	6830	59.46	8046.7	7507.2863...	1264.9816...

W1PKE2K8 - MEDIAN EUCLID DISTANCE (M), E8KM

Type	Numeric (Double)
W1PKE2K8	Median Euclidean distance (m), 8km

			Frequency	% of total	% of valid
Missing	9997	Legitimate Skip	6830	32.92%	
		Total	6,830	32.92%	

Valid	Invalid	Minimum	Maximum	Mean	StdDev
13915	6830	59.46	8032.4	5111.9044...	1264.0983...

W1PKE3K1 - MEAN EUCLID DISTANCE (M), E1KM

Type	Numeric (Double)
W1PKE3K1	Mean Euclidean distance (m), 1km

			Frequency	% of total	% of valid
--	--	--	-----------	------------	------------

Missing	9997	Legitimate Skip	11531	55.58%	
		Total	11,531	55.58%	

Valid	Invalid	Minimum	Maximum	Mean	StdDev
9214	11531	0	999.7	593.25048...	226.68795...

W1PKE3K3 - MEAN EUCLID DISTANCE (M), E3KM

Type	Numeric (Double)
W1PKE3K3	Mean Euclidean distance (m), 3km

			Frequency	% of total	% of valid
Missing	9997	Legitimate Skip	8192	39.49%	
		Total	8,192	39.49%	

Valid	Invalid	Minimum	Maximum	Mean	StdDev
12553	8192	0.52	2999.02	1850.5518...	384.24260...

W1PKE3K5 - MEAN EUCLID DISTANCE (M), E5KM

Type	Numeric (Double)
W1PKE3K5	Mean Euclidean distance (m), 5km

			Frequency	% of total	% of valid
Missing	9997	Legitimate Skip	7277	35.08%	
		Total	7,277	35.08%	

Valid	Invalid	Minimum	Maximum	Mean	StdDev
13468	7277	59.46	4997.19	3078.2119...	634.08942...

W1PKE3K8 - MEAN EUCLID DISTANCE (M), E8KM

Type	Numeric (Double)
W1PKE3K8	Mean Euclidean distance (m), 8km

			Frequency	% of total	% of valid
Missing	9997	Legitimate Skip	6830	32.92%	
		Total	6,830	32.92%	

Valid	Invalid	Minimum	Maximum	Mean	StdDev
13915	6830	59.46	8032.4	4915.3925...	1060.9022...

W1PKE4K8 - MINIMUM EUCLID DISTANCE (M), E8KM

Type	Numeric (Double)
W1PKE4K8	Minimum Euclidean distance (m), 8km

			Frequency	% of total	% of valid
--	--	--	-----------	------------	------------

Missing	9997	Legitimate Skip	6830	32.92%	
		Total	6,830	32.92%	

Valid	Invalid	Minimum	Maximum	Mean	StdDev
13915	6830	0	8032.4	1177.0635...	1376.7550...

W1PKE5K8 - Q1 EUCLID DISTANCE (M), E8KM

Type	Numeric (Double)
W1PKE5K8	Q1 Euclidean distance (m), 8km

			Frequency	% of total	% of valid
Missing	9997	Legitimate Skip	6830	32.92%	
		Total	6,830	32.92%	

Valid	Invalid	Minimum	Maximum	Mean	StdDev
13915	6830	0	8032.4	3595.2927...	1220.3364...

W1PKE6K8 - Q3 EUCLID DISTANCE (M), E8KM

Type	Numeric (Double)
W1PKE6K8	Q3 Euclidean distance (m), 8km

			Frequency	% of total	% of valid
Missing	9997	Legitimate Skip	6830	32.92%	
		Total	6,830	32.92%	

Valid	Invalid	Minimum	Maximum	Mean	StdDev
13915	6830	59.46	8044.22	6401.6209...	1266.9413...

W1PKE7K1 - STD DEV, EUCLID DISTANCE (M), E1KM

Type	Numeric (Double)
W1PKE7K1	Standard Deviation Euclidean distance m), 1km

			Frequency	% of total	% of valid
Missing	997	Legitimate Skip	15912	76.7%	
		Total	15,912	76.7%	

Valid	Invalid	Minimum	Maximum	Mean	StdDev
4833	15912	0.02	700.7	234.77867...	140.03378...

W1PKE7K3 - STD DEV, EUCLID DISTANCE (M), E3KM

Type	Numeric (Double)
W1PKE7K3	Standard Deviation Euclidean distance m), 3km

			Frequency	% of total	% of valid
--	--	--	-----------	------------	------------

Missing	9997	Legitimate Skip	9517	45.88%	
		Total	9,517	45.88%	

Valid	Invalid	Minimum	Maximum	Mean	StdDev
11228	9517	0.41	2073.86	760.57269...	222.93976...

W1PKE7K5 - STD DEV, EUCLID DISTANCE (M), E5KM

Type	Numeric (Double)
W1PKE7K5	Standard Deviation Euclidean distance m), 5km

			Frequency	% of total	% of valid
Missing	9997	Legitimate Skip	8292	39.97%	
		Total	8,292	39.97%	

Valid	Invalid	Minimum	Maximum	Mean	StdDev
12453	8292	1.41	3241.36	1217.1329...	299.25126...

W1PKE7K8 - STD DEV, EUCLID DISTANCE (M), E8KM

Type	Numeric (Double)
W1PKE7K8	Standard Deviation Euclidean distance m), 8km

			Frequency	% of total	% of valid
Missing	9997	Legitimate Skip	7552	36.4%	
		Total	7,552	36.4%	

Valid	Invalid	Minimum	Maximum	Mean	StdDev
13193	7552	10.44	4583.37	1943.7753...	395.52056...

W1PKE8K8 - SKEWNESS, EUCLIDEAN DISTANCE, E8KM

Type	Numeric (Double)
W1PKE8K8	Skewness, Euclidean distance, 8km

			Frequency	% of total	% of valid
Missing	7	Legitimate Skip	7791	37.56%	
		Total	7,791	37.56%	

Valid	Invalid	Minimum	Maximum	Mean	StdDev
12954	7791	-2.94	2.22	-0.401464...	0.5510816...

W1PKE9 - EUCLID DIST TO NEAREST MAJOR PRK (M)

Type	Numeric (Double)
W1PKE9	Euclidean distance to nearest major park (m)

Valid	Invalid	Minimum	Maximum	Mean	StdDev
-------	---------	---------	---------	------	--------

20745	0	0	83395.2	10794.930...	11239.992...
-------	---	---	---------	--------------	--------------

 W1PKC2K3 - EUCLID DIST WEIGHTED COUNT, E3KM

Type	Numeric (Double)
W1PKC2K3	Euclidean distance weighted park count, 3km

Valid	Invalid	Minimum	Maximum	Mean	StdDev
20745	0	0	31.71	3.2327963...	4.0054059...

 W1PKC2K5 - EUCLID DIST WEIGHTED COUNT, E5KM

Type	Numeric (Double)
W1PKC2K5	Euclidean distance weighted park count, 5km

Valid	Invalid	Minimum	Maximum	Mean	StdDev
20745	0	0	40.95	5.1437372...	6.1581402...

 W1PKC2K8 - EUCLID DIST WEIGHTED COUNT, E8KM

Type	Numeric (Double)
W1PKC2K8	Euclidean distance weighted park count, 8km

Valid	Invalid	Minimum	Maximum	Mean	StdDev
20745	0	0	50.85	7.6632711...	8.9074159...