

 Wave II Contextual Data

- MATCH - Geocode Match Indicator
- MOVER - Mover Indicator
- URBAN - Urban, Completely Inside Urbanized Area
- CST90001 - Population, Total
- TST90001 - Population, Total
- BST90001 - Population, Total
- CST90002 - Proportion Urban, Inside Urbanized Area
- TST90002 - Proportion Urban, Inside Urbanized Area
- BST90002 - Proportion Urban, Inside Urbanized Area
- CST90003 - Proportion Rural
- TST90003 - Proportion Rural
- BST90003 - Proportion Rural
- CST90004 - Proportion Rural, Farm
- TST90004 - Proportion Rural, Farm
- BST90004 - Proportion Rural, Farm
- CST90005 - Density (Persons/Sq.Km.)
- TST90005 - Density (Persons/Sq.Km.)
- BST90005 - Density (Persons/Sq.Km.)
- CST90006 - Proportion White
- TST90006 - Proportion White
- BST90006 - Proportion White
- CST90007 - Proportion Black
- TST90007 - Proportion Black
- BST90007 - Proportion Black
- CST90008 - Proportion Asian, Pacific Islander
- TST90008 - Proportion Asian, Pacific Islander
- BST90008 - Proportion Asian, Pacific Islander
- CST90009 - Proportion Other
- TST90009 - Proportion Other
- BST90009 - Proportion Other
- CST90010 - Dispersion in Race Composition
- TST90010 - Dispersion in Race Composition
- BST90010 - Dispersion in Race Composition
- CST90011 - Proportion Hispanic Origin
- TST90011 - Proportion Hispanic Origin
- BST90011 - Proportion Hispanic Origin
- CST90012 - Proportion Hispanic, White
- TST90012 - Proportion Hispanic, White
- BST90012 - Proportion Hispanic, White
- CST90013 - Proportion Hispanic, Black
- TST90013 - Proportion Hispanic, Black
- BST90013 - Proportion Hispanic, Black

-
- CST90014 - Proportion Hispanic, Other
 - TST90014 - Proportion Hispanic, Other
 - BST90014 - Proportion Hispanic, Other
 - CST90015 - Pop, White Males, Under 1 Year
 - TST90015 - Pop, White Males, Under 1 Year
 - BST90015 - Pop, White Males, Under 1 Year
 - CST90016 - Pop, White Males, 1-4 Yrs
 - TST90016 - Pop, White Males, 1-4 Yrs
 - BST90016 - Pop, White Males, 1-4 Yrs
 - CST90017 - Pop, White Males, 5-9 Yrs
 - TST90017 - Pop, White Males, 5-9 Yrs
 - BST90017 - Pop, White Males, 5-9 Yrs
 - CST90018 - Pop, White Males, 10-11 Yrs
 - TST90018 - Pop, White Males, 10-11 Yrs
 - BST90018 - Pop, White Males, 10-11 Yrs
 - CST90019 - Pop, White Males, 12-13 Yrs
 - TST90019 - Pop, White Males, 12-13 Yrs
 - BST90019 - Pop, White Males, 12-13 Yrs
 - CST90020 - Pop, White Males, 14 Yrs
 - TST90020 - Pop, White Males, 14 Yrs
 - BST90020 - Pop, White Males, 14 Yrs
 - CST90021 - Pop, White Males, 15 Yrs
 - TST90021 - Pop, White Males, 15 Yrs
 - BST90021 - Pop, White Males, 15 Yrs
 - CST90022 - Pop, White Males, 16 Yrs
 - TST90022 - Pop, White Males, 16 Yrs
 - BST90022 - Pop, White Males, 16 Yrs
 - CST90023 - Pop, White Males, 17 Yrs
 - TST90023 - Pop, White Males, 17 Yrs
 - BST90023 - Pop, White Males, 17 Yrs
 - CST90024 - Pop, White Males, 18 Yrs
 - TST90024 - Pop, White Males, 18 Yrs
 - BST90024 - Pop, White Males, 18 Yrs
 - CST90025 - Pop, White Males, 19 Yrs
 - TST90025 - Pop, White Males, 19 Yrs
 - BST90025 - Pop, White Males, 19 Yrs
 - CST90026 - Pop, White Males, 20 Yrs
 - TST90026 - Pop, White Males, 20 Yrs
 - BST90026 - Pop, White Males, 20 Yrs
 - CST90027 - Pop, White Males, 21 Yrs
 - TST90027 - Pop, White Males, 21 Yrs
 - BST90027 - Pop, White Males, 21 Yrs
 - CST90028 - Pop, White Males, 22-24 Yrs
 - TST90028 - Pop, White Males, 22-24 Yrs

-
- BST90028 - Pop, White Males, 22-24 Yrs
 - CST90029 - Pop, White Males, 25-29 Yrs
 - TST90029 - Pop, White Males, 25-29 Yrs
 - BST90029 - Pop, White Males, 25-29 Yrs
 - CST90030 - Pop, White Males, 30-34 Yrs
 - TST90030 - Pop, White Males, 30-34 Yrs
 - BST90030 - Pop, White Males, 30-34 Yrs
 - CST90031 - Pop, White Males, 35-39 Yrs
 - TST90031 - Pop, White Males, 35-39 Yrs
 - BST90031 - Pop, White Males, 35-39 Yrs
 - CST90032 - Pop, White Males, 40-44 Yrs
 - TST90032 - Pop, White Males, 40-44 Yrs
 - BST90032 - Pop, White Males, 40-44 Yrs
 - CST90033 - Pop, White Males, 45-49 Yrs
 - TST90033 - Pop, White Males, 45-49 Yrs
 - BST90033 - Pop, White Males, 45-49 Yrs
 - CST90034 - Pop, White Males, 50-59 Yrs
 - TST90034 - Pop, White Males, 50-59 Yrs
 - BST90034 - Pop, White Males, 50-59 Yrs
 - CST90035 - Pop, White Males, 60-69 Yrs
 - TST90035 - Pop, White Males, 60-69 Yrs
 - BST90035 - Pop, White Males, 60-69 Yrs
 - CST90036 - Pop, White Males, 70+ Yrs
 - TST90036 - Pop, White Males, 70+ Yrs
 - BST90036 - Pop, White Males, 70+ Yrs
 - CST90037 - Pop, White Females, Under 1 Year
 - TST90037 - Pop, White Females, Under 1 Year
 - BST90037 - Pop, White Females, Under 1 Year
 - CST90038 - Pop, White Females, 1-4 Yrs
 - TST90038 - Pop, White Females, 1-4 Yrs
 - BST90038 - Pop, White Females, 1-4 Yrs
 - CST90039 - Pop, White Females, 5-9 Yrs
 - TST90039 - Pop, White Females, 5-9 Yrs
 - BST90039 - Pop, White Females, 5-9 Yrs
 - CST90040 - Pop, White Females, 10-11 Yrs
 - TST90040 - Pop, White Females, 10-11 Yrs
 - BST90040 - Pop, White Females, 10-11 Yrs
 - CST90041 - Pop, White Females, 12-13 Yrs
 - TST90041 - Pop, White Females, 12-13 Yrs
 - BST90041 - Pop, White Females, 12-13 Yrs
 - CST90042 - Pop, White Females, 14 Yrs
 - TST90042 - Pop, White Females, 14 Yrs
 - BST90042 - Pop, White Females, 14 Yrs
 - CST90043 - Pop, White Females, 15 Yrs

-
- TST90043 - Pop, White Females, 15 Yrs
 - BST90043 - Pop, White Females, 15 Yrs
 - CST90044 - Pop, White Females, 16 Yrs
 - TST90044 - Pop, White Females, 16 Yrs
 - BST90044 - Pop, White Females, 16 Yrs
 - CST90045 - Pop, White Females, 17 Yrs
 - TST90045 - Pop, White Females, 17 Yrs
 - BST90045 - Pop, White Females, 17 Yrs
 - CST90046 - Pop, White Females, 18 Yrs
 - TST90046 - Pop, White Females, 18 Yrs
 - BST90046 - Pop, White Females, 18 Yrs
 - CST90047 - Pop, White Females, 19 Yrs
 - TST90047 - Pop, White Females, 19 Yrs
 - BST90047 - Pop, White Females, 19 Yrs
 - CST90048 - Pop, White Females, 20 Yrs
 - TST90048 - Pop, White Females, 20 Yrs
 - BST90048 - Pop, White Females, 20 Yrs
 - CST90049 - Pop, White Females, 21 Yrs
 - TST90049 - Pop, White Females, 21 Yrs
 - BST90049 - Pop, White Females, 21 Yrs
 - CST90050 - Pop, White Females, 22-24 Yrs
 - TST90050 - Pop, White Females, 22-24 Yrs
 - BST90050 - Pop, White Females, 22-24 Yrs
 - CST90051 - Pop, White Females, 25-29 Yrs
 - TST90051 - Pop, White Females, 25-29 Yrs
 - BST90051 - Pop, White Females, 25-29 Yrs
 - CST90052 - Pop, White Females, 30-34 Yrs
 - TST90052 - Pop, White Females, 30-34 Yrs
 - BST90052 - Pop, White Females, 30-34 Yrs
 - CST90053 - Pop, White Females, 35-39 Yrs
 - TST90053 - Pop, White Females, 35-39 Yrs
 - BST90053 - Pop, White Females, 35-39 Yrs
 - CST90054 - Pop, White Females, 40-44 Yrs
 - TST90054 - Pop, White Females, 40-44 Yrs
 - BST90054 - Pop, White Females, 40-44 Yrs
 - CST90055 - Pop, White Females, 45-49 Yrs
 - TST90055 - Pop, White Females, 45-49 Yrs
 - BST90055 - Pop, White Females, 45-49 Yrs
 - CST90056 - Pop, White Females, 50-59 Yrs
 - TST90056 - Pop, White Females, 50-59 Yrs
 - BST90056 - Pop, White Females, 50-59 Yrs
 - CST90057 - Pop, White Females, 60-69 Yrs
 - TST90057 - Pop, White Females, 60-69 Yrs
 - BST90057 - Pop, White Females, 60-69 Yrs

-
- CST90058 - Pop, White Females, 70 + Yrs
 - TST90058 - Pop, White Females, 70 + Yrs
 - BST90058 - Pop, White Females, 70 + Yrs
 - CST90059 - Pop, Black Males, Under 1 Year
 - TST90059 - Pop, Black Males, Under 1 Year
 - BST90059 - Pop, Black Males, Under 1 Year
 - CST90060 - Pop, Black Males, 1-4 Yrs
 - TST90060 - Pop, Black Males, 1-4 Yrs
 - BST90060 - Pop, Black Males, 1-4 Yrs
 - CST90061 - Pop, Black Males, 5-9 Yrs
 - TST90061 - Pop, Black Males, 5-9 Yrs
 - BST90061 - Pop, Black Males, 5-9 Yrs
 - CST90062 - Pop, Black Males, 10-11 Yrs
 - TST90062 - Pop, Black Males, 10-11 Yrs
 - BST90062 - Pop, Black Males, 10-11 Yrs
 - CST90063 - Pop, Black Males, 12-13 Yrs
 - TST90063 - Pop, Black Males, 12-13 Yrs
 - BST90063 - Pop, Black Males, 12-13 Yrs
 - CST90064 - Pop, Black Males, 14 Yrs
 - TST90064 - Pop, Black Males, 14 Yrs
 - BST90064 - Pop, Black Males, 14 Yrs
 - CST90065 - Pop, Black Males, 15 Yrs
 - TST90065 - Pop, Black Males, 15 Yrs
 - BST90065 - Pop, Black Males, 15 Yrs
 - CST90066 - Pop, Black Males, 16 Yrs
 - TST90066 - Pop, Black Males, 16 Yrs
 - BST90066 - Pop, Black Males, 16 Yrs
 - CST90067 - Pop, Black Males, 17 Yrs
 - TST90067 - Pop, Black Males, 17 Yrs
 - BST90067 - Pop, Black Males, 17 Yrs
 - CST90068 - Pop, Black Males, 18 Yrs
 - TST90068 - Pop, Black Males, 18 Yrs
 - BST90068 - Pop, Black Males, 18 Yrs
 - CST90069 - Pop, Black Males, 19 Yrs
 - TST90069 - Pop, Black Males, 19 Yrs
 - BST90069 - Pop, Black Males, 19 Yrs
 - CST90070 - Pop, Black Males, 20 Yrs
 - TST90070 - Pop, Black Males, 20 Yrs
 - BST90070 - Pop, Black Males, 20 Yrs
 - CST90071 - Pop, Black Males, 21 Yrs
 - TST90071 - Pop, Black Males, 21 Yrs
 - BST90071 - Pop, Black Males, 21 Yrs
 - CST90072 - Pop, Black Males, 22-24 Yrs
 - TST90072 - Pop, Black Males, 22-24 Yrs

-
- BST90072 - Pop, Black Males, 22-24 Yrs
 - CST90073 - Pop, Black Males, 25-29 Yrs
 - TST90073 - Pop, Black Males, 25-29 Yrs
 - BST90073 - Pop, Black Males, 25-29 Yrs
 - CST90074 - Pop, Black Males, 30-34 Yrs
 - TST90074 - Pop, Black Males, 30-34 Yrs
 - BST90074 - Pop, Black Males, 30-34 Yrs
 - CST90075 - Pop, Black Males, 35-39 Yrs
 - TST90075 - Pop, Black Males, 35-39 Yrs
 - BST90075 - Pop, Black Males, 35-39 Yrs
 - CST90076 - Pop, Black Males, 40-44 Yrs
 - TST90076 - Pop, Black Males, 40-44 Yrs
 - BST90076 - Pop, Black Males, 40-44 Yrs
 - CST90077 - Pop, Black Males, 45-49 Yrs
 - TST90077 - Pop, Black Males, 45-49 Yrs
 - BST90077 - Pop, Black Males, 45-49 Yrs
 - CST90078 - Pop, Black Males, 50-59 Yrs
 - TST90078 - Pop, Black Males, 50-59 Yrs
 - BST90078 - Pop, Black Males, 50-59 Yrs
 - CST90079 - Pop, Black Males, 60-69 Yrs
 - TST90079 - Pop, Black Males, 60-69 Yrs
 - BST90079 - Pop, Black Males, 60-69 Yrs
 - CST90080 - Pop, Black Males, 70 + Yrs
 - TST90080 - Pop, Black Males, 70 + Yrs
 - BST90080 - Pop, Black Males, 70 + Yrs
 - CST90081 - Pop, Black Females, Under 1 Year
 - TST90081 - Pop, Black Females, Under 1 Year
 - BST90081 - Pop, Black Females, Under 1 Year
 - CST90082 - Pop, Black Females, 1-4 Yrs
 - TST90082 - Pop, Black Females, 1-4 Yrs
 - BST90082 - Pop, Black Females, 1-4 Yrs
 - CST90083 - Pop, Black Females, 5-9 Yrs
 - TST90083 - Pop, Black Females, 5-9 Yrs
 - BST90083 - Pop, Black Females, 5-9 Yrs
 - CST90084 - Pop, Black Females, 10-11 Yrs
 - TST90084 - Pop, Black Females, 10-11 Yrs
 - BST90084 - Pop, Black Females, 10-11 Yrs
 - CST90085 - Pop, Black Females, 12-13 Yrs
 - TST90085 - Pop, Black Females, 12-13 Yrs
 - BST90085 - Pop, Black Females, 12-13 Yrs
 - CST90086 - Pop, Black Females, 14 Yrs
 - TST90086 - Pop, Black Females, 14 Yrs
 - BST90086 - Pop, Black Females, 14 Yrs
 - CST90087 - Pop, Black Females, 15 Yrs

-
- TST90087 - Pop, Black Females, 15 Yrs
 - BST90087 - Pop, Black Females, 15 Yrs
 - CST90088 - Pop, Black Females, 16 Yrs
 - TST90088 - Pop, Black Females, 16 Yrs
 - BST90088 - Pop, Black Females, 16 Yrs
 - CST90089 - Pop, Black Females, 17 Yrs
 - TST90089 - Pop, Black Females, 17 Yrs
 - BST90089 - Pop, Black Females, 17 Yrs
 - CST90090 - Pop, Black Females, 18 Yrs
 - TST90090 - Pop, Black Females, 18 Yrs
 - BST90090 - Pop, Black Females, 18 Yrs
 - CST90091 - Pop, Black Females, 19 Yrs
 - TST90091 - Pop, Black Females, 19 Yrs
 - BST90091 - Pop, Black Females, 19 Yrs
 - CST90092 - Pop, Black Females, 20 Yrs
 - TST90092 - Pop, Black Females, 20 Yrs
 - BST90092 - Pop, Black Females, 20 Yrs
 - CST90093 - Pop, Black Females, 21 Yrs
 - TST90093 - Pop, Black Females, 21 Yrs
 - BST90093 - Pop, Black Females, 21 Yrs
 - CST90094 - Pop, Black Females, 22-24 Yrs
 - TST90094 - Pop, Black Females, 22-24 Yrs
 - BST90094 - Pop, Black Females, 22-24 Yrs
 - CST90095 - Pop, Black Females, 25-29 Yrs
 - TST90095 - Pop, Black Females, 25-29 Yrs
 - BST90095 - Pop, Black Females, 25-29 Yrs
 - CST90096 - Pop, Black Females, 30-34 Yrs
 - TST90096 - Pop, Black Females, 30-34 Yrs
 - BST90096 - Pop, Black Females, 30-34 Yrs
 - CST90097 - Pop, Black Females, 35-39 Yrs
 - TST90097 - Pop, Black Females, 35-39 Yrs
 - BST90097 - Pop, Black Females, 35-39 Yrs
 - CST90098 - Pop, Black Females, 40-44 Yrs
 - TST90098 - Pop, Black Females, 40-44 Yrs
 - BST90098 - Pop, Black Females, 40-44 Yrs
 - CST90099 - Pop, Black Females, 45-49 Yrs
 - TST90099 - Pop, Black Females, 45-49 Yrs
 - BST90099 - Pop, Black Females, 45-49 Yrs
 - CST90100 - Pop, Black Females, 50-59 Yrs
 - TST90100 - Pop, Black Females, 50-59 Yrs
 - BST90100 - Pop, Black Females, 50-59 Yrs
 - CST90101 - Pop, Black Females, 60-69 Yrs
 - TST90101 - Pop, Black Females, 60-69 Yrs
 - BST90101 - Pop, Black Females, 60-69 Yrs

-
- CST90102 - Pop, Black Females, 70 + Yrs
 - TST90102 - Pop, Black Females, 70 + Yrs
 - BST90102 - Pop, Black Females, 70 + Yrs
 - CST90103 - Pop, Asian/PaClSl Males, Under 1 Year
 - TST90103 - Pop, Asian/PaClSl Males, Under 1 Year
 - BST90103 - Pop, Asian/PaClSl Males, Under 1 Year
 - CST90104 - Pop, Asian/PaClSl Males, 1-4 Yrs
 - TST90104 - Pop, Asian/PaClSl Males, 1-4 Yrs
 - BST90104 - Pop, Asian/PaClSl Males, 1-4 Yrs
 - CST90105 - Pop, Asian/PaClSl Males, 5-9 Yrs
 - TST90105 - Pop, Asian/PaClSl Males, 5-9 Yrs
 - BST90105 - Pop, Asian/PaClSl Males, 5-9 Yrs
 - CST90106 - Pop, Asian/PaClSl Males, 10-11 Yrs
 - TST90106 - Pop, Asian/PaClSl Males, 10-11 Yrs
 - BST90106 - Pop, Asian/PaClSl Males, 10-11 Yrs
 - CST90107 - Pop, Asian/PaClSl Males, 12-13 Yrs
 - TST90107 - Pop, Asian/PaClSl Males, 12-13 Yrs
 - BST90107 - Pop, Asian/PaClSl Males, 12-13 Yrs
 - CST90108 - Pop, Asian/PaClSl Males, 14 Yrs
 - TST90108 - Pop, Asian/PaClSl Males, 14 Yrs
 - BST90108 - Pop, Asian/PaClSl Males, 14 Yrs
 - CST90109 - Pop, Asian/PaClSl Males, 15 Yrs
 - TST90109 - Pop, Asian/PaClSl Males, 15 Yrs
 - BST90109 - Pop, Asian/PaClSl Males, 15 Yrs
 - CST90110 - Pop, Asian/PaClSl Males, 16 Yrs
 - TST90110 - Pop, Asian/PaClSl Males, 16 Yrs
 - BST90110 - Pop, Asian/PaClSl Males, 16 Yrs
 - CST90111 - Pop, Asian/PaClSl Males, 17 Yrs
 - TST90111 - Pop, Asian/PaClSl Males, 17 Yrs
 - BST90111 - Pop, Asian/PaClSl Males, 17 Yrs
 - CST90112 - Pop, Asian/PaClSl Males, 18 Yrs
 - TST90112 - Pop, Asian/PaClSl Males, 18 Yrs
 - BST90112 - Pop, Asian/PaClSl Males, 18 Yrs
 - CST90113 - Pop, Asian/PaClSl Males, 19 Yrs
 - TST90113 - Pop, Asian/PaClSl Males, 19 Yrs
 - BST90113 - Pop, Asian/PaClSl Males, 19 Yrs
 - CST90114 - Pop, Asian/PaClSl Males, 20 Yrs
 - TST90114 - Pop, Asian/PaClSl Males, 20 Yrs
 - BST90114 - Pop, Asian/PaClSl Males, 20 Yrs
 - CST90115 - Pop, Asian/PaClSl Males, 21 Yrs
 - TST90115 - Pop, Asian/PaClSl Males, 21 Yrs
 - BST90115 - Pop, Asian/PaClSl Males, 21 Yrs
 - CST90116 - Pop, Asian/PaClSl Males, 22-24 Yrs
 - TST90116 - Pop, Asian/PaClSl Males, 22-24 Yrs

-
- BST90116 - Pop, Asian/PaClsl Males, 22-24 Yrs
 - CST90117 - Pop, Asian/PaClsl Males, 25-29 Yrs
 - TST90117 - Pop, Asian/PaClsl Males, 25-29 Yrs
 - BST90117 - Pop, Asian/PaClsl Males, 25-29 Yrs
 - CST90118 - Pop, Asian/PaClsl Males, 30-34 Yrs
 - TST90118 - Pop, Asian/PaClsl Males, 30-34 Yrs
 - BST90118 - Pop, Asian/PaClsl Males, 30-34 Yrs
 - CST90119 - Pop, Asian/PaClsl Males, 35-39 Yrs
 - TST90119 - Pop, Asian/PaClsl Males, 35-39 Yrs
 - BST90119 - Pop, Asian/PaClsl Males, 35-39 Yrs
 - CST90120 - Pop, Asian/PaClsl Males, 40-44 Yrs
 - TST90120 - Pop, Asian/PaClsl Males, 40-44 Yrs
 - BST90120 - Pop, Asian/PaClsl Males, 40-44 Yrs
 - CST90121 - Pop, Asian/PaClsl Males, 45-49 Yrs
 - TST90121 - Pop, Asian/PaClsl Males, 45-49 Yrs
 - BST90121 - Pop, Asian/PaClsl Males, 45-49 Yrs
 - CST90122 - Pop, Asian/PaClsl Males, 50-59 Yrs
 - TST90122 - Pop, Asian/PaClsl Males, 50-59 Yrs
 - BST90122 - Pop, Asian/PaClsl Males, 50-59 Yrs
 - CST90123 - Pop, Asian/PaClsl Males, 60-69 Yrs
 - TST90123 - Pop, Asian/PaClsl Males, 60-69 Yrs
 - BST90123 - Pop, Asian/PaClsl Males, 60-69 Yrs
 - CST90124 - Pop, Asian/PaClsl Males, 70 + Yrs
 - TST90124 - Pop, Asian/PaClsl Males, 70 + Yrs
 - BST90124 - Pop, Asian/PaClsl Males, 70 + Yrs
 - CST90125 - Pop, Asian/PaClsl Females, < 1 Year
 - TST90125 - Pop, Asian/PaClsl Females, < 1 Year
 - BST90125 - Pop, Asian/PaClsl Females, < 1 Year
 - CST90126 - Pop, Asian/PaClsl Females, 1-4 Yrs
 - TST90126 - Pop, Asian/PaClsl Females, 1-4 Yrs
 - BST90126 - Pop, Asian/PaClsl Females, 1-4 Yrs
 - CST90127 - Pop, Asian/PaClsl Females, 5-9 Yrs
 - TST90127 - Pop, Asian/PaClsl Females, 5-9 Yrs
 - BST90127 - Pop, Asian/PaClsl Females, 5-9 Yrs
 - CST90128 - Pop, Asian/PaClsl Females, 10-11 Yrs
 - TST90128 - Pop, Asian/PaClsl Females, 10-11 Yrs
 - BST90128 - Pop, Asian/PaClsl Females, 10-11 Yrs
 - CST90129 - Pop, Asian/PaClsl Females, 12-13 Yrs
 - TST90129 - Pop, Asian/PaClsl Females, 12-13 Yrs
 - BST90129 - Pop, Asian/PaClsl Females, 12-13 Yrs
 - CST90130 - Pop, Asian/PaClsl Females, 14 Yrs
 - TST90130 - Pop, Asian/PaClsl Females, 14 Yrs
 - BST90130 - Pop, Asian/PaClsl Females, 14 Yrs
 - CST90131 - Pop, Asian/PaClsl Females, 15 Yrs

-
- TST90131 - Pop, Asian/Paclsl Females, 15 Yrs
 - BST90131 - Pop, Asian/Paclsl Females, 15 Yrs
 - CST90132 - Pop, Asian/Paclsl Females, 16 Yrs
 - TST90132 - Pop, Asian/Paclsl Females, 16 Yrs
 - BST90132 - Pop, Asian/Paclsl Females, 16 Yrs
 - CST90133 - Pop, Asian/Paclsl Females, 17 Yrs
 - TST90133 - Pop, Asian/Paclsl Females, 17 Yrs
 - BST90133 - Pop, Asian/Paclsl Females, 17 Yrs
 - CST90134 - Pop, Asian/Paclsl Females, 18 Yrs
 - TST90134 - Pop, Asian/Paclsl Females, 18 Yrs
 - BST90134 - Pop, Asian/Paclsl Females, 18 Yrs
 - CST90135 - Pop, Asian/Paclsl Females, 19 Yrs
 - TST90135 - Pop, Asian/Paclsl Females, 19 Yrs
 - BST90135 - Pop, Asian/Paclsl Females, 19 Yrs
 - CST90136 - Pop, Asian/Paclsl Females, 20 Yrs
 - TST90136 - Pop, Asian/Paclsl Females, 20 Yrs
 - BST90136 - Pop, Asian/Paclsl Females, 20 Yrs
 - CST90137 - Pop, Asian/Paclsl Females, 21 Yrs
 - TST90137 - Pop, Asian/Paclsl Females, 21 Yrs
 - BST90137 - Pop, Asian/Paclsl Females, 21 Yrs
 - CST90138 - Pop, Asian/Paclsl Females, 22-24 Yrs
 - TST90138 - Pop, Asian/Paclsl Females, 22-24 Yrs
 - BST90138 - Pop, Asian/Paclsl Females, 22-24 Yrs
 - CST90139 - Pop, Asian/Paclsl Females, 25-29 Yrs
 - TST90139 - Pop, Asian/Paclsl Females, 25-29 Yrs
 - BST90139 - Pop, Asian/Paclsl Females, 25-29 Yrs
 - CST90140 - Pop, Asian/Paclsl Females, 30-34 Yrs
 - TST90140 - Pop, Asian/Paclsl Females, 30-34 Yrs
 - BST90140 - Pop, Asian/Paclsl Females, 30-34 Yrs
 - CST90141 - Pop, Asian/Paclsl Females, 35-39 Yrs
 - TST90141 - Pop, Asian/Paclsl Females, 35-39 Yrs
 - BST90141 - Pop, Asian/Paclsl Females, 35-39 Yrs
 - CST90142 - Pop, Asian/Paclsl Females, 40-44 Yrs
 - TST90142 - Pop, Asian/Paclsl Females, 40-44 Yrs
 - BST90142 - Pop, Asian/Paclsl Females, 40-44 Yrs
 - CST90143 - Pop, Asian/Paclsl Females, 45-49 Yrs
 - TST90143 - Pop, Asian/Paclsl Females, 45-49 Yrs
 - BST90143 - Pop, Asian/Paclsl Females, 45-49 Yrs
 - CST90144 - Pop, Asian/Paclsl Females, 50-59 Yrs
 - TST90144 - Pop, Asian/Paclsl Females, 50-59 Yrs
 - BST90144 - Pop, Asian/Paclsl Females, 50-59 Yrs
 - CST90145 - Pop, Asian/Paclsl Females, 60-69 Yrs
 - TST90145 - Pop, Asian/Paclsl Females, 60-69 Yrs
 - BST90145 - Pop, Asian/Paclsl Females, 60-69 Yrs

-
- CST90146 - Pop, Asian/PacIsl Females, 70 + Yrs
 - TST90146 - Pop, Asian/PacIsl Females, 70 + Yrs
 - BST90146 - Pop, Asian/PacIsl Females, 70 + Yrs
 - CST90147 - Pop, Other Males, Under 1 Year
 - TST90147 - Pop, Other Males, Under 1 Year
 - BST90147 - Pop, Other Males, Under 1 Year
 - CST90148 - Pop, Other Males, 1-4 Yrs
 - TST90148 - Pop, Other Males, 1-4 Yrs
 - BST90148 - Pop, Other Males, 1-4 Yrs
 - CST90149 - Pop, Other Males, 5-9 Yrs
 - TST90149 - Pop, Other Males, 5-9 Yrs
 - BST90149 - Pop, Other Males, 5-9 Yrs
 - CST90150 - Pop, Other Males, 10-11 Yrs
 - TST90150 - Pop, Other Males, 10-11 Yrs
 - BST90150 - Pop, Other Males, 10-11 Yrs
 - CST90151 - Pop, Other Males, 12-13 Yrs
 - TST90151 - Pop, Other Males, 12-13 Yrs
 - BST90151 - Pop, Other Males, 12-13 Yrs
 - CST90152 - Pop, Other Males, 14 Yrs
 - TST90152 - Pop, Other Males, 14 Yrs
 - BST90152 - Pop, Other Males, 14 Yrs
 - CST90153 - Pop, Other Males, 15 Yrs
 - TST90153 - Pop, Other Males, 15 Yrs
 - BST90153 - Pop, Other Males, 15 Yrs
 - CST90154 - Pop, Other Males, 16 Yrs
 - TST90154 - Pop, Other Males, 16 Yrs
 - BST90154 - Pop, Other Males, 16 Yrs
 - CST90155 - Pop, Other Males, 17 Yrs
 - TST90155 - Pop, Other Males, 17 Yrs
 - BST90155 - Pop, Other Males, 17 Yrs
 - CST90156 - Pop, Other Males, 18 Yrs
 - TST90156 - Pop, Other Males, 18 Yrs
 - BST90156 - Pop, Other Males, 18 Yrs
 - CST90157 - Pop, Other Males, 19 Yrs
 - TST90157 - Pop, Other Males, 19 Yrs
 - BST90157 - Pop, Other Males, 19 Yrs
 - CST90158 - Pop, Other Males, 20 Yrs
 - TST90158 - Pop, Other Males, 20 Yrs
 - BST90158 - Pop, Other Males, 20 Yrs
 - CST90159 - Pop, Other Males, 21 Yrs
 - TST90159 - Pop, Other Males, 21 Yrs
 - BST90159 - Pop, Other Males, 21 Yrs
 - CST90160 - Pop, Other Males, 22-24 Yrs
 - TST90160 - Pop, Other Males, 22-24 Yrs

-
- BST90160 - Pop, Other Males, 22-24 Yrs
 - CST90161 - Pop, Other Males, 25-29 Yrs
 - TST90161 - Pop, Other Males, 25-29 Yrs
 - BST90161 - Pop, Other Males, 25-29 Yrs
 - CST90162 - Pop, Other Males, 30-34 Yrs
 - TST90162 - Pop, Other Males, 30-34 Yrs
 - BST90162 - Pop, Other Males, 30-34 Yrs
 - CST90163 - Pop, Other Males, 35-39 Yrs
 - TST90163 - Pop, Other Males, 35-39 Yrs
 - BST90163 - Pop, Other Males, 35-39 Yrs
 - CST90164 - Pop, Other Males, 40-44 Yrs
 - TST90164 - Pop, Other Males, 40-44 Yrs
 - BST90164 - Pop, Other Males, 40-44 Yrs
 - CST90165 - Pop, Other Males, 45-49 Yrs
 - TST90165 - Pop, Other Males, 45-49 Yrs
 - BST90165 - Pop, Other Males, 45-49 Yrs
 - CST90166 - Pop, Other Males, 50-59 Yrs
 - TST90166 - Pop, Other Males, 50-59 Yrs
 - BST90166 - Pop, Other Males, 50-59 Yrs
 - CST90167 - Pop, Other Males, 60-69 Yrs
 - TST90167 - Pop, Other Males, 60-69 Yrs
 - BST90167 - Pop, Other Males, 60-69 Yrs
 - CST90168 - Pop, Other Males, 70 + Yrs
 - TST90168 - Pop, Other Males, 70 + Yrs
 - BST90168 - Pop, Other Males, 70 + Yrs
 - CST90169 - Pop, Other Females, Under 1 Year
 - TST90169 - Pop, Other Females, Under 1 Year
 - BST90169 - Pop, Other Females, Under 1 Year
 - CST90170 - Pop, Other Females, 1-4 Yrs
 - TST90170 - Pop, Other Females, 1-4 Yrs
 - BST90170 - Pop, Other Females, 1-4 Yrs
 - CST90171 - Pop, Other Females, 5-9 Yrs
 - TST90171 - Pop, Other Females, 5-9 Yrs
 - BST90171 - Pop, Other Females, 5-9 Yrs
 - CST90172 - Pop, Other Females, 10-11 Yrs
 - TST90172 - Pop, Other Females, 10-11 Yrs
 - BST90172 - Pop, Other Females, 10-11 Yrs
 - CST90173 - Pop, Other Females, 12-13 Yrs
 - TST90173 - Pop, Other Females, 12-13 Yrs
 - BST90173 - Pop, Other Females, 12-13 Yrs
 - CST90174 - Pop, Other Females, 14 Yrs
 - TST90174 - Pop, Other Females, 14 Yrs
 - BST90174 - Pop, Other Females, 14 Yrs
 - CST90175 - Pop, Other Females, 15 Yrs

-
- TST90175 - Pop, Other Females, 15 Yrs
 - BST90175 - Pop, Other Females, 15 Yrs
 - CST90176 - Pop, Other Females, 16 Yrs
 - TST90176 - Pop, Other Females, 16 Yrs
 - BST90176 - Pop, Other Females, 16 Yrs
 - CST90177 - Pop, Other Females, 17 Yrs
 - TST90177 - Pop, Other Females, 17 Yrs
 - BST90177 - Pop, Other Females, 17 Yrs
 - CST90178 - Pop, Other Females, 18 Yrs
 - TST90178 - Pop, Other Females, 18 Yrs
 - BST90178 - Pop, Other Females, 18 Yrs
 - CST90179 - Pop, Other Females, 19 Yrs
 - TST90179 - Pop, Other Females, 19 Yrs
 - BST90179 - Pop, Other Females, 19 Yrs
 - CST90180 - Pop, Other Females, 20 Yrs
 - TST90180 - Pop, Other Females, 20 Yrs
 - BST90180 - Pop, Other Females, 20 Yrs
 - CST90181 - Pop, Other Females, 21 Yrs
 - TST90181 - Pop, Other Females, 21 Yrs
 - BST90181 - Pop, Other Females, 21 Yrs
 - CST90182 - Pop, Other Females, 22-24 Yrs
 - TST90182 - Pop, Other Females, 22-24 Yrs
 - BST90182 - Pop, Other Females, 22-24 Yrs
 - CST90183 - Pop, Other Females, 25-29 Yrs
 - TST90183 - Pop, Other Females, 25-29 Yrs
 - BST90183 - Pop, Other Females, 25-29 Yrs
 - CST90184 - Pop, Other Females, 30-34 Yrs
 - TST90184 - Pop, Other Females, 30-34 Yrs
 - BST90184 - Pop, Other Females, 30-34 Yrs
 - CST90185 - Pop, Other Females, 35-39 Yrs
 - TST90185 - Pop, Other Females, 35-39 Yrs
 - BST90185 - Pop, Other Females, 35-39 Yrs
 - CST90186 - Pop, Other Females, 40-44 Yrs
 - TST90186 - Pop, Other Females, 40-44 Yrs
 - BST90186 - Pop, Other Females, 40-44 Yrs
 - CST90187 - Pop, Other Females, 45-49 Yrs
 - TST90187 - Pop, Other Females, 45-49 Yrs
 - BST90187 - Pop, Other Females, 45-49 Yrs
 - CST90188 - Pop, Other Females, 50-59 Yrs
 - TST90188 - Pop, Other Females, 50-59 Yrs
 - BST90188 - Pop, Other Females, 50-59 Yrs
 - CST90189 - Pop, Other Females, 60-69 Yrs
 - TST90189 - Pop, Other Females, 60-69 Yrs
 - BST90189 - Pop, Other Females, 60-69 Yrs

-
- CST90190 - Pop, Other Females, 70 + Yrs
 - TST90190 - Pop, Other Females, 70 + Yrs
 - BST90190 - Pop, Other Females, 70 + Yrs
 - CST90191 - Median Age
 - TST90191 - Median Age
 - BST90191 - Median Age
 - CST90192 - Median Age, White Male
 - TST90192 - Median Age, White Male
 - BST90192 - Median Age, White Male
 - CST90193 - Median Age, White Female
 - TST90193 - Median Age, White Female
 - BST90193 - Median Age, White Female
 - CST90194 - Median Age, Black Male
 - TST90194 - Median Age, Black Male
 - BST90194 - Median Age, Black Male
 - CST90195 - Median Age, Black Female
 - TST90195 - Median Age, Black Female
 - BST90195 - Median Age, Black Female
 - CST90196 - Median Age, Asian/PacIs Male
 - TST90196 - Median Age, Asian/PacIs Male
 - BST90196 - Median Age, Asian/PacIs Male
 - CST90197 - Median Age, Asian/PacIs Female
 - TST90197 - Median Age, Asian/PacIs Female
 - BST90197 - Median Age, Asian/PacIs Female
 - CST90198 - Median Age, Other Male
 - TST90198 - Median Age, Other Male
 - BST90198 - Median Age, Other Male
 - CST90199 - Median Age, Other Female
 - TST90199 - Median Age, Other Female
 - BST90199 - Median Age, Other Female
 - CST90200 - Std Dev in Age
 - TST90200 - Std Dev in Age
 - BST90200 - Std Dev in Age
 - CST90201 - Std Dev in Age, White Male
 - TST90201 - Std Dev in Age, White Male
 - BST90201 - Std Dev in Age, White Male
 - CST90202 - Std Dev in Age, White Female
 - TST90202 - Std Dev in Age, White Female
 - BST90202 - Std Dev in Age, White Female
 - CST90203 - Std Dev in Age, Black Male
 - TST90203 - Std Dev in Age, Black Male
 - BST90203 - Std Dev in Age, Black Male
 - CST90204 - Std Dev in Age, Black Female
 - TST90204 - Std Dev in Age, Black Female

- BST90204 - Std Dev in Age, Black Female
- CST90205 - Std Dev in Age, Asian/PacIs Male
- TST90205 - Std Dev in Age, Asian/PacIs Male
- BST90205 - Std Dev in Age, Asian/PacIs Male
- CST90206 - Std Dev in Age, Asian/PacIs Female
- TST90206 - Std Dev in Age, Asian/PacIs Female
- BST90206 - Std Dev in Age, Asian/PacIs Female
- CST90207 - Std Dev in Age, Other Male
- TST90207 - Std Dev in Age, Other Male
- BST90207 - Std Dev in Age, Other Male
- CST90208 - Std Dev in Age, Other Female
- TST90208 - Std Dev in Age, Other Female
- BST90208 - Std Dev in Age, Other Female
- CST90209 - Pop, Hispanic Males, Under 1 Year
- TST90209 - Pop, Hispanic Males, Under 1 Year
- BST90209 - Pop, Hispanic Males, Under 1 Year
- CST90210 - Pop, Hispanic Males, 1-4 Yrs
- TST90210 - Pop, Hispanic Males, 1-4 Yrs
- BST90210 - Pop, Hispanic Males, 1-4 Yrs
- CST90211 - Pop, Hispanic Males, 5-9 Yrs
- TST90211 - Pop, Hispanic Males, 5-9 Yrs
- BST90211 - Pop, Hispanic Males, 5-9 Yrs
- CST90212 - Pop, Hispanic Males, 10-11 Yrs
- TST90212 - Pop, Hispanic Males, 10-11 Yrs
- BST90212 - Pop, Hispanic Males, 10-11 Yrs
- CST90213 - Pop, Hispanic Males, 12-13 Yrs
- TST90213 - Pop, Hispanic Males, 12-13 Yrs
- BST90213 - Pop, Hispanic Males, 12-13 Yrs
- CST90214 - Pop, Hispanic Males, 14 Yrs
- TST90214 - Pop, Hispanic Males, 14 Yrs
- BST90214 - Pop, Hispanic Males, 14 Yrs
- CST90215 - Pop, Hispanic Males, 15 Yrs
- TST90215 - Pop, Hispanic Males, 15 Yrs
- BST90215 - Pop, Hispanic Males, 15 Yrs
- CST90216 - Pop, Hispanic Males, 16 Yrs
- TST90216 - Pop, Hispanic Males, 16 Yrs
- BST90216 - Pop, Hispanic Males, 16 Yrs
- CST90217 - Pop, Hispanic Males, 17 Yrs
- TST90217 - Pop, Hispanic Males, 17 Yrs
- BST90217 - Pop, Hispanic Males, 17 Yrs
- CST90218 - Pop, Hispanic Males, 18 Yrs
- TST90218 - Pop, Hispanic Males, 18 Yrs
- BST90218 - Pop, Hispanic Males, 18 Yrs
- CST90219 - Pop, Hispanic Males, 19 Yrs

-
- TST90219 - Pop, Hispanic Males, 19 Yrs
 - BST90219 - Pop, Hispanic Males, 19 Yrs
 - CST90220 - Pop, Hispanic Males, 20 Yrs
 - TST90220 - Pop, Hispanic Males, 20 Yrs
 - BST90220 - Pop, Hispanic Males, 20 Yrs
 - CST90221 - Pop, Hispanic Males, 21 Yrs
 - TST90221 - Pop, Hispanic Males, 21 Yrs
 - BST90221 - Pop, Hispanic Males, 21 Yrs
 - CST90222 - Pop, Hispanic Males, 22-24 Yrs
 - TST90222 - Pop, Hispanic Males, 22-24 Yrs
 - BST90222 - Pop, Hispanic Males, 22-24 Yrs
 - CST90223 - Pop, Hispanic Males, 25-29 Yrs
 - TST90223 - Pop, Hispanic Males, 25-29 Yrs
 - BST90223 - Pop, Hispanic Males, 25-29 Yrs
 - CST90224 - Pop, Hispanic Males, 30-34 Yrs
 - TST90224 - Pop, Hispanic Males, 30-34 Yrs
 - BST90224 - Pop, Hispanic Males, 30-34 Yrs
 - CST90225 - Pop, Hispanic Males, 35-39 Yrs
 - TST90225 - Pop, Hispanic Males, 35-39 Yrs
 - BST90225 - Pop, Hispanic Males, 35-39 Yrs
 - CST90226 - Pop, Hispanic Males, 40-44 Yrs
 - TST90226 - Pop, Hispanic Males, 40-44 Yrs
 - BST90226 - Pop, Hispanic Males, 40-44 Yrs
 - CST90227 - Pop, Hispanic Males, 45-49 Yrs
 - TST90227 - Pop, Hispanic Males, 45-49 Yrs
 - BST90227 - Pop, Hispanic Males, 45-49 Yrs
 - CST90228 - Pop, Hispanic Males, 50-59 Yrs
 - TST90228 - Pop, Hispanic Males, 50-59 Yrs
 - BST90228 - Pop, Hispanic Males, 50-59 Yrs
 - CST90229 - Pop, Hispanic Males, 60-69 Yrs
 - TST90229 - Pop, Hispanic Males, 60-69 Yrs
 - BST90229 - Pop, Hispanic Males, 60-69 Yrs
 - CST90230 - Pop, Hispanic Males, 70 + Yrs
 - TST90230 - Pop, Hispanic Males, 70 + Yrs
 - BST90230 - Pop, Hispanic Males, 70 + Yrs
 - CST90231 - Pop, Hispanic Females, Under 1 Year
 - TST90231 - Pop, Hispanic Females, Under 1 Year
 - BST90231 - Pop, Hispanic Females, Under 1 Year
 - CST90232 - Pop, Hispanic Females, 1-4 Yrs
 - TST90232 - Pop, Hispanic Females, 1-4 Yrs
 - BST90232 - Pop, Hispanic Females, 1-4 Yrs
 - CST90233 - Pop, Hispanic Females, 5-9 Yrs
 - TST90233 - Pop, Hispanic Females, 5-9 Yrs
 - BST90233 - Pop, Hispanic Females, 5-9 Yrs

-
- CST90234 - Pop, Hispanic Females, 10-11 Yrs
 - TST90234 - Pop, Hispanic Females, 10-11 Yrs
 - BST90234 - Pop, Hispanic Females, 10-11 Yrs
 - CST90235 - Pop, Hispanic Females, 12-13 Yrs
 - TST90235 - Pop, Hispanic Females, 12-13 Yrs
 - BST90235 - Pop, Hispanic Females, 12-13 Yrs
 - CST90236 - Pop, Hispanic Females, 14 Yrs
 - TST90236 - Pop, Hispanic Females, 14 Yrs
 - BST90236 - Pop, Hispanic Females, 14 Yrs
 - CST90237 - Pop, Hispanic Females, 15 Yrs
 - TST90237 - Pop, Hispanic Females, 15 Yrs
 - BST90237 - Pop, Hispanic Females, 15 Yrs
 - CST90238 - Pop, Hispanic Females, 16 Yrs
 - TST90238 - Pop, Hispanic Females, 16 Yrs
 - BST90238 - Pop, Hispanic Females, 16 Yrs
 - CST90239 - Pop, Hispanic Females, 17 Yrs
 - TST90239 - Pop, Hispanic Females, 17 Yrs
 - BST90239 - Pop, Hispanic Females, 17 Yrs
 - CST90240 - Pop, Hispanic Females, 18 Yrs
 - TST90240 - Pop, Hispanic Females, 18 Yrs
 - BST90240 - Pop, Hispanic Females, 18 Yrs
 - CST90241 - Pop, Hispanic Females, 19 Yrs
 - TST90241 - Pop, Hispanic Females, 19 Yrs
 - BST90241 - Pop, Hispanic Females, 19 Yrs
 - CST90242 - Pop, Hispanic Females, 20 Yrs
 - TST90242 - Pop, Hispanic Females, 20 Yrs
 - BST90242 - Pop, Hispanic Females, 20 Yrs
 - CST90243 - Pop, Hispanic Females, 21 Yrs
 - TST90243 - Pop, Hispanic Females, 21 Yrs
 - BST90243 - Pop, Hispanic Females, 21 Yrs
 - CST90244 - Pop, Hispanic Females, 22-24 Yrs
 - TST90244 - Pop, Hispanic Females, 22-24 Yrs
 - BST90244 - Pop, Hispanic Females, 22-24 Yrs
 - CST90245 - Pop, Hispanic Females, 25-29 Yrs
 - TST90245 - Pop, Hispanic Females, 25-29 Yrs
 - BST90245 - Pop, Hispanic Females, 25-29 Yrs
 - CST90246 - Pop, Hispanic Females, 30-34 Yrs
 - TST90246 - Pop, Hispanic Females, 30-34 Yrs
 - BST90246 - Pop, Hispanic Females, 30-34 Yrs
 - CST90247 - Pop, Hispanic Females, 35-39 Yrs
 - TST90247 - Pop, Hispanic Females, 35-39 Yrs
 - BST90247 - Pop, Hispanic Females, 35-39 Yrs
 - CST90248 - Pop, Hispanic Females, 40-44 Yrs
 - TST90248 - Pop, Hispanic Females, 40-44 Yrs

-
- BST90248 - Pop, Hispanic Females, 40-44 Yrs
 - CST90249 - Pop, Hispanic Females, 45-49 Yrs
 - TST90249 - Pop, Hispanic Females, 45-49 Yrs
 - BST90249 - Pop, Hispanic Females, 45-49 Yrs
 - CST90250 - Pop, Hispanic Females, 50-59 Yrs
 - TST90250 - Pop, Hispanic Females, 50-59 Yrs
 - BST90250 - Pop, Hispanic Females, 50-59 Yrs
 - CST90251 - Pop, Hispanic Females, 60-69 Yrs
 - TST90251 - Pop, Hispanic Females, 60-69 Yrs
 - BST90251 - Pop, Hispanic Females, 60-69 Yrs
 - CST90252 - Pop, Hispanic Females, 70 + Yrs
 - TST90252 - Pop, Hispanic Females, 70 + Yrs
 - BST90252 - Pop, Hispanic Females, 70 + Yrs
 - CST90253 - Median Age, Hispanic Total
 - TST90253 - Median Age, Hispanic Total
 - BST90253 - Median Age, Hispanic Total
 - CST90254 - Median Age, Hispanic Male
 - TST90254 - Median Age, Hispanic Male
 - BST90254 - Median Age, Hispanic Male
 - CST90255 - Median Age, Hispanic Female
 - TST90255 - Median Age, Hispanic Female
 - BST90255 - Median Age, Hispanic Female
 - CST90256 - Std Dev in Age, Hispanic Total
 - TST90256 - Std Dev in Age, Hispanic Total
 - BST90256 - Std Dev in Age, Hispanic Total
 - CST90257 - Std Dev in Age, Hispanic Male
 - TST90257 - Std Dev in Age, Hispanic Male
 - BST90257 - Std Dev in Age, Hispanic Male
 - CST90258 - Std Dev in Age, Hispanic Female
 - TST90258 - Std Dev in Age, Hispanic Female
 - BST90258 - Std Dev in Age, Hispanic Female
 - CST90259 - Prop Males Never Married
 - TST90259 - Prop Males Never Married
 - BST90259 - Prop Males Never Married
 - CST90260 - Prop Males Married, Spouse Present
 - TST90260 - Prop Males Married, Spouse Present
 - BST90260 - Prop Males Married, Spouse Present
 - CST90261 - Prop Males Married, Sep or Div'd
 - TST90261 - Prop Males Married, Sep or Div'd
 - BST90261 - Prop Males Married, Sep or Div'd
 - CST90262 - Prop Males Ever Married, Sep or Div'd
 - TST90262 - Prop Males Ever Married, Sep or Div'd
 - BST90262 - Prop Males Ever Married, Sep or Div'd
 - CST90263 - Prop Females Never Married

-
- TST90263 - Prop Females Never Married
 - BST90263 - Prop Females Never Married
 - CST90264 - Prop Females Married, Spouse Present
 - TST90264 - Prop Females Married, Spouse Present
 - BST90264 - Prop Females Married, Spouse Present
 - CST90265 - Prop Females Married, Sep or Div'd
 - TST90265 - Prop Females Married, Sep or Div'd
 - BST90265 - Prop Females Married, Sep or Div'd
 - CST90266 - Prop Females Ever Married, Sep or Div'd
 - TST90266 - Prop Females Ever Married, Sep or Div'd
 - BST90266 - Prop Females Ever Married, Sep or Div'd
 - CAG90267 - Prop White Males 15-17, Married
 - CAG90268 - Prop White Males 18-19, Married
 - CAG90269 - Prop White Males 15-19, Married
 - CAG90270 - Prop White Males 20-24, Married
 - CAG90271 - Prop White Males 25-34, Married
 - CAG90272 - Prop White Males 35-44, Married
 - CAG90273 - Prop White Males 15-44, Married
 - CAG90274 - Prop Black Males 15-17, Married
 - CAG90275 - Prop Black Males 18-19, Married
 - CAG90276 - Prop Black Males 15-19, Married
 - CAG90277 - Prop Black Males 20-24, Married
 - CAG90278 - Prop Black Males 25-34, Married
 - CAG90279 - Prop Black Males 35-44, Married
 - CAG90280 - Prop Black Males 15-44, Married
 - CAG90281 - Prop Other Males 15-17, Married
 - CAG90282 - Prop Other Males 18-19, Married
 - CAG90283 - Prop Other Males 15-19, Married
 - CAG90284 - Prop Other Males 20-24, Married
 - CAG90285 - Prop Other Males 25-34, Married
 - CAG90286 - Prop Other Males 35-44, Married
 - CAG90287 - Prop Other Males 15-44, Married
 - CAG90288 - Prop Hispanic Males 15-17, Married
 - CAG90289 - Prop Hispanic Males 18-19, Married
 - CAG90290 - Prop Hispanic Males 15-19, Married
 - CAG90291 - Prop Hispanic Males 20-24, Married
 - CAG90292 - Prop Hispanic Males 25-34, Married
 - CAG90293 - Prop Hispanic Males 35-44, Married
 - CAG90294 - Prop Hispanic Males 15-44, Married
 - CAG90295 - Prop White Females 15-17, Married
 - CAG90296 - Prop White Females 18-19, Married
 - CAG90297 - Prop White Females 15-19, Married
 - CAG90298 - Prop White Females 20-24, Married
 - CAG90299 - Prop White Females 25-34, Married

-
- CAG90300 - Prop White Females 35-44, Married
 - CAG90301 - Prop White Females 15-44, Married
 - CAG90302 - Prop Black Females 15-17, Married
 - CAG90303 - Prop Black Females 18-19, Married
 - CAG90304 - Prop Black Females 15-19, Married
 - CAG90305 - Prop Black Females 20-24, Married
 - CAG90306 - Prop Black Females 25-34, Married
 - CAG90307 - Prop Black Females 35-44, Married
 - CAG90308 - Prop Black Females 15-44, Married
 - CAG90309 - Prop Other Females 15-17, Married
 - CAG90310 - Prop Other Females 18-19, Married
 - CAG90311 - Prop Other Females 15-19, Married
 - CAG90312 - Prop Other Females 20-24, Married
 - CAG90313 - Prop Other Females 25-34, Married
 - CAG90314 - Prop Other Females 35-44, Married
 - CAG90315 - Prop Other Females 15-44, Married
 - CAG90316 - Prop Hispanic Females 15-17, Married
 - CAG90317 - Prop Hispanic Females 18-19, Married
 - CAG90318 - Prop Hispanic Females 15-19, Married
 - CAG90319 - Prop Hispanic Females 20-24, Married
 - CAG90320 - Prop Hispanic Females 25-34, Married
 - CAG90321 - Prop Hispanic Females 35-44, Married
 - CAG90322 - Prop Hispanic Females 15-44, Married
 - CST90323 - Prop Females Aged 15-24 Nev Married
 - TST90323 - Prop Females Aged 15-24 Nev Married
 - BST90323 - Prop Females Aged 15-24 Nev Married
 - CST90324 - Prop Females Aged 25-34 Nev Married
 - TST90324 - Prop Females Aged 25-34 Nev Married
 - BST90324 - Prop Females Aged 25-34 Nev Married
 - CST90325 - Prop Females Aged 35-44 Nev Married
 - TST90325 - Prop Females Aged 35-44 Nev Married
 - BST90325 - Prop Females Aged 35-44 Nev Married
 - CST90326 - Prop Females Aged 45 & Over Nev Married
 - TST90326 - Prop Females Aged 45 & Over Nev Married
 - BST90326 - Prop Females Aged 45 & Over Nev Married
 - CST90327 - Child/Woman Ratio, Women Aged 15-24
 - TST90327 - Child/Woman Ratio, Women Aged 15-24
 - BST90327 - Child/Woman Ratio, Women Aged 15-24
 - CST90328 - Child/Woman Ratio, Women Aged 25-34
 - TST90328 - Child/Woman Ratio, Women Aged 25-34
 - BST90328 - Child/Woman Ratio, Women Aged 25-34
 - CST90329 - Child/Woman Ratio, Women Aged 35-44
 - TST90329 - Child/Woman Ratio, Women Aged 35-44
 - BST90329 - Child/Woman Ratio, Women Aged 35-44

- CST90330 - Child/Woman Ratio, Women Aged 45+
- TST90330 - Child/Woman Ratio, Women Aged 45+
- BST90330 - Child/Woman Ratio, Women Aged 45+
- CST90331 - Child/Woman Ratio, Nev Marr Women 15-24
- TST90331 - Child/Woman Ratio, Nev Marr Women 15-24
- BST90331 - Child/Woman Ratio, Nev Marr Women 15-24
- CST90332 - Child/Woman Ratio, Nev Marr Women 25-34
- TST90332 - Child/Woman Ratio, Nev Marr Women 25-34
- BST90332 - Child/Woman Ratio, Nev Marr Women 25-34
- CST90333 - Child/Woman Ratio, Nev Marr Women 35-44
- TST90333 - Child/Woman Ratio, Nev Marr Women 35-44
- BST90333 - Child/Woman Ratio, Nev Marr Women 35-44
- CST90334 - Child/Woman Ratio, Nev Marr Women 45+
- TST90334 - Child/Woman Ratio, Nev Marr Women 45+
- BST90334 - Child/Woman Ratio, Nev Marr Women 45+
- CNC90335 - Age-Spec Birth Rate for Women 15-17
- CNC90336 - Age-Spec Birth Rate for Women 18-19
- CNC90337 - Age-Spec Birth Rate for Women 15-19
- CNC90338 - Age-Spec Birth Rate for Women 20-24
- CNC90339 - Age-Spec Birth Rate for Women 25-34
- CNC90340 - Age-Spec Birth Rate for Women 35-44
- CNC90341 - Birth Rate for White Women 15-17
- CNC90342 - Birth Rate for White Women 18-19
- CNC90343 - Birth Rate for White Women 15-19
- CNC90344 - Birth Rate for White Women 20-24
- CNC90345 - Birth Rate for White Women 25-34
- CNC90346 - Birth Rate for White Women 35-44
- CNC90347 - Birth Rate for Black Women 15-17
- CNC90348 - Birth Rate for Black Women 18-19
- CNC90349 - Birth Rate for Black Women 15-19
- CNC90350 - Birth Rate for Black Women 20-24
- CNC90351 - Birth Rate for Black Women 25-34
- CNC90352 - Birth Rate for Black Women 35-44
- CNC90353 - Birth Rate for Other Women 15-17
- CNC90354 - Birth Rate for Other Women 18-19
- CNC90355 - Birth Rate for Other Women 15-19
- CNC90356 - Birth Rate for Other Women 20-24
- CNC90357 - Birth Rate for Other Women 25-34
- CNC90358 - Birth Rate for Other Women 35-44
- CNC90359 - Non-Marital Birth Rate for Women 15-17
- CNC90360 - Non-Marital Birth Rate for Women 18-19
- CNC90361 - Non-Marital Birth Rate for Women 15-19
- CNC90362 - Non-Marital Birth Rate for Women 20-24
- CNC90363 - Non-Marital Birth Rate for Women 25-34

-
- CNC90364 - Non-Marital Birth Rate for Women 35-44
 - CNC90365 - Non-Marital Birth Rate for White W 15-17
 - CNC90366 - Non-Marital Birth Rate for White W 18-19
 - CNC90367 - Non-Marital Birth Rate for White W 15-19
 - CNC90368 - Non-Marital Birth Rate for White W 20-24
 - CNC90369 - Non-Marital Birth Rate for White W 25-34
 - CNC90370 - Non-Marital Birth Rate for White W 35-44
 - CNC90371 - Non-Marital Birth Rate for Black W 15-17
 - CNC90372 - Non-Marital Birth Rate for Black W 18-19
 - CNC90373 - Non-Marital Birth Rate for Black W 15-19
 - CNC90374 - Non-Marital Birth Rate for Black W 20-24
 - CNC90375 - Non-Marital Birth Rate for Black W 25-34
 - CNC90376 - Non-Marital Birth Rate for Black W 35-44
 - CNC90377 - Non-Marital Birth Rate for Other W 15-17
 - CNC90378 - Non-Marital Birth Rate for Other W 18-19
 - CNC90379 - Non-Marital Birth Rate for Other W 15-19
 - CNC90380 - Non-Marital Birth Rate for Other W 20-24
 - CNC90381 - Non-Marital Birth Rate for Other W 25-34
 - CNC90382 - Non-Marital Birth Rate for Other W 35-44
 - CNC90383 - Total Fertility Rate
 - CNC90384 - Total Fertility Rate - Whites
 - CNC90385 - Total Fertility Rate - Blacks
 - CNC90386 - Total Fertility Rate - Others
 - CNC90387 - Total Non-Marital Fertility Rate
 - CNC90388 - Tot Non-Marital Fertility Rate - Whites
 - CNC90389 - Tot Non-Marital Fertility Rate - Blacks
 - CNC90390 - Tot Non-Marital Fertility Rate - Others
 - CAG92391 - Abortions Per 1,000 Women 15-44
 - CST90392 - Prop Aged 5+ In Same House as in 1985
 - TST90392 - Prop Aged 5+ In Same House as in 1985
 - BST90392 - Prop Aged 5+ In Same House as in 1985
 - CST90393 - Prop Aged 5+ In Same County as in 1985
 - TST90393 - Prop Aged 5+ In Same County as in 1985
 - BST90393 - Prop Aged 5+ In Same County as in 1985
 - CST90394 - Prop Aged 5+ In Same State as in 1985
 - TST90394 - Prop Aged 5+ In Same State as in 1985
 - BST90394 - Prop Aged 5+ In Same State as in 1985
 - CST90395 - If In Diff House, Prop In Same Cnty, '85
 - TST90395 - If In Diff House, Prop In Same Cnty, '85
 - BST90395 - If In Diff House, Prop In Same Cnty, '85
 - CST90396 - If In Diff Cnty, Prop In Same St, '85
 - TST90396 - If In Diff Cnty, Prop In Same St, '85
 - BST90396 - If In Diff Cnty, Prop In Same St, '85
 - CST90397 - Proportion Foreign Born

-
- TST90397 - Proportion Foreign Born
 - BST90397 - Proportion Foreign Born
 - CST90398 - Proportion <18 Yrs Foreign Born
 - TST90398 - Proportion <18 Yrs Foreign Born
 - BST90398 - Proportion <18 Yrs Foreign Born
 - CST90399 - Prop Aged 5+ English Non-speakers
 - TST90399 - Prop Aged 5+ English Non-speakers
 - BST90399 - Prop Aged 5+ English Non-speakers
 - CST90400 - Prop Aged 5-17 English Non-speakers
 - TST90400 - Prop Aged 5-17 English Non-speakers
 - BST90400 - Prop Aged 5-17 English Non-speakers
 - CST90401 - Prop HHs Linguistically Isolated
 - TST90401 - Prop HHs Linguistically Isolated
 - BST90401 - Prop HHs Linguistically Isolated
 - CST90402 - Prop Aged 5+ in Linguist Isolated HHs
 - TST90402 - Prop Aged 5+ in Linguist Isolated HHs
 - BST90402 - Prop Aged 5+ in Linguist Isolated HHs
 - CST90403 - Prop Aged 5-17 in Linguist Isolated HHs
 - TST90403 - Prop Aged 5-17 in Linguist Isolated HHs
 - BST90403 - Prop Aged 5-17 in Linguist Isolated HHs
 - CAR90404 - Death Rate Per 1,000
 - CAR90405 - Death Rate - White Males Per 1,000
 - CAR90406 - Death Rate - White Females Per 1,000
 - CAR90407 - Death Rate - Black Males Per 1,000
 - CAR90408 - Death Rate - Black Females Per 1,000
 - CAR90409 - Death Rate - Other Males Per 1,000
 - CAR90410 - Death Rate - Other Females Per 1,000
 - CAR90411 - Infant Death Rate Per 1,000
 - CAR90412 - Infant Death Rate - Whites Per 1,000
 - CAR90413 - Infant Death Rate - Blacks Per 1,000
 - CAR90414 - Infant Death Rate - Others Per 1,000
 - CAR90415 - Age-Specific Mortality Rate, 1-4 Years
 - CAR90416 - Age-Specific Mortality Rate, 5-14 Years
 - CAR90417 - Age-Specific Mortality Rate, 15-24 Years
 - CAR90418 - Infant Mortality Rate Per 1,000
 - CAR90419 - Infant Mortality Rate - Whites Per 1,000
 - CAR90420 - Infant Mortality Rate - Blacks Per 1,000
 - CAR90421 - Infant Mortality Rate - Others Per 1,000
 - CAR90422 - AIDS Death Rate Per 100,000
 - CAR90423 - Motor Vehicle Death Rate Per 100,000
 - CAR90424 - Low Birth Weight Births Per All Births
 - CAR90425 - White Low Birth Wgt Births Per Wh Births
 - CAR90426 - Black Low Birth Wgt Births Per Bl Births
 - CAR90427 - Oth Low Birth Wgt Births Per Oth Births

-
- CST90428 - Prop Civ Non-Inst Pop W/ Mobility Limit
 - TST90428 - Prop Civ Non-Inst Pop W/ Mobility Limit
 - BST90428 - Prop Civ Non-Inst Pop W/ Mobility Limit
 - CST90429 - Prop Civ Non-Inst Pop W/ Slf-Care Limit
 - TST90429 - Prop Civ Non-Inst Pop W/ Slf-Care Limit
 - BST90429 - Prop Civ Non-Inst Pop W/ Slf-Care Limit
 - CST90430 - Prop Civ Non-Inst Pop W/ Mob/S-C Limit
 - TST90430 - Prop Civ Non-Inst Pop W/ Mob/S-C Limit
 - BST90430 - Prop Civ Non-Inst Pop W/ Mob/S-C Limit
 - CST90431 - Prop in Shelters or Street Locations
 - TST90431 - Prop in Shelters or Street Locations
 - BST90431 - Prop in Shelters or Street Locations
 - CST90432 - Any Persons In Correct'l Institutions
 - TST90432 - Any Persons In Correct'l Institutions
 - BST90432 - Any Persons In Correct'l Institutions
 - CST90433 - Any Persons In Mental Hospitals
 - TST90433 - Any Persons In Mental Hospitals
 - BST90433 - Any Persons In Mental Hospitals
 - CST90434 - Any Persons In Juvenile Institutions
 - TST90434 - Any Persons In Juvenile Institutions
 - BST90434 - Any Persons In Juvenile Institutions
 - CST90435 - Any Persons In College Dormitories
 - TST90435 - Any Persons In College Dormitories
 - BST90435 - Any Persons In College Dormitories
 - CST90436 - Any Persons In Military Quarters
 - TST90436 - Any Persons In Military Quarters
 - BST90436 - Any Persons In Military Quarters
 - CST90437 - Households (Abs #)
 - TST90437 - Households (Abs #)
 - BST90437 - Households (Abs #)
 - CST90438 - White Householder HHs
 - TST90438 - White Householder HHs
 - BST90438 - White Householder HHs
 - CST90439 - Black Householder HHs
 - TST90439 - Black Householder HHs
 - BST90439 - Black Householder HHs
 - CST90440 - Asian/Pac Isl Householder HHs
 - TST90440 - Asian/Pac Isl Householder HHs
 - BST90440 - Asian/Pac Isl Householder HHs
 - CST90441 - Other Householder HHs
 - TST90441 - Other Householder HHs
 - BST90441 - Other Householder HHs
 - CST90442 - Hispanic Householder HHs
 - TST90442 - Hispanic Householder HHs

-
- BST90442 - Hispanic Householder HHs
 - CST90443 - Prop HHs Non-Family HHs
 - TST90443 - Prop HHs Non-Family HHs
 - BST90443 - Prop HHs Non-Family HHs
 - CST90444 - Prop White HHs Non-Family HHs
 - TST90444 - Prop White HHs Non-Family HHs
 - BST90444 - Prop White HHs Non-Family HHs
 - CST90445 - Prop Black HHs Non-Family HHs
 - TST90445 - Prop Black HHs Non-Family HHs
 - BST90445 - Prop Black HHs Non-Family HHs
 - CST90446 - Prop Asian/Pac Isl HHs Non-Family HHs
 - TST90446 - Prop Asian/Pac Isl HHs Non-Family HHs
 - BST90446 - Prop Asian/Pac Isl HHs Non-Family HHs
 - CST90447 - Prop Other HHs Non-Family HHs
 - TST90447 - Prop Other HHs Non-Family HHs
 - BST90447 - Prop Other HHs Non-Family HHs
 - CST90448 - Prop Hispanic HHs Non-Family HHs
 - TST90448 - Prop Hispanic HHs Non-Family HHs
 - BST90448 - Prop Hispanic HHs Non-Family HHs
 - CST90449 - Prop HHs - Marr-Cpl Fam W/Chld
 - TST90449 - Prop HHs - Marr-Cpl Fam W/Chld
 - BST90449 - Prop HHs - Marr-Cpl Fam W/Chld
 - CST90450 - Prop White HHs - Marr-Cpl Fam W/Chld
 - TST90450 - Prop White HHs - Marr-Cpl Fam W/Chld
 - BST90450 - Prop White HHs - Marr-Cpl Fam W/Chld
 - CST90451 - Prop Black HHs - Marr-Cpl Fam W/Chld
 - TST90451 - Prop Black HHs - Marr-Cpl Fam W/Chld
 - BST90451 - Prop Black HHs - Marr-Cpl Fam W/Chld
 - CST90452 - Prop Asian/PI HHs - Marr-Cpl Fam W/Chld
 - TST90452 - Prop Asian/PI HHs - Marr-Cpl Fam W/Chld
 - BST90452 - Prop Asian/PI HHs - Marr-Cpl Fam W/Chld
 - CST90453 - Prop Other HHs - Marr-Cpl Fam W/Chld
 - TST90453 - Prop Other HHs - Marr-Cpl Fam W/Chld
 - BST90453 - Prop Other HHs - Marr-Cpl Fam W/Chld
 - CST90454 - Prop Hispanic HHs - Marr-Cpl Fam W/Chld
 - TST90454 - Prop Hispanic HHs - Marr-Cpl Fam W/Chld
 - BST90454 - Prop Hispanic HHs - Marr-Cpl Fam W/Chld
 - CST90455 - Prop HHs - Fem HH W/Chld, no Husb Pres
 - TST90455 - Prop HHs - Fem HH W/Chld, no Husb Pres
 - BST90455 - Prop HHs - Fem HH W/Chld, no Husb Pres
 - CST90456 - Prop Wh HHs - Fem HH W/Chld, no Husb P
 - TST90456 - Prop Wh HHs - Fem HH W/Chld, no Husb P
 - BST90456 - Prop Wh HHs - Fem HH W/Chld, no Husb P
 - CST90457 - Prop Bl HHs - Fem HH W/Chld, no Husb P

-
- TST90457 - Prop BI HHs - Fem HH W/Chld, no Husb P
 - BST90457 - Prop BI HHs - Fem HH W/Chld, no Husb P
 - CST90458 - Prop A/PI HHs - Fem HH W/Chld, no Husb P
 - TST90458 - Prop A/PI HHs - Fem HH W/Chld, no Husb P
 - BST90458 - Prop A/PI HHs - Fem HH W/Chld, no Husb P
 - CST90459 - Prop Oth HHs - Fem HH W/Chld, no Husb P
 - TST90459 - Prop Oth HHs - Fem HH W/Chld, no Husb P
 - BST90459 - Prop Oth HHs - Fem HH W/Chld, no Husb P
 - CST90460 - Prop H HHs - Fem HH W/Chld, no Husb P
 - TST90460 - Prop H HHs - Fem HH W/Chld, no Husb P
 - BST90460 - Prop H HHs - Fem HH W/Chld, no Husb P
 - CST90461 - Prop HHs - Other HH W/Chld, no Sp P
 - TST90461 - Prop HHs - Other HH W/Chld, no Sp P
 - BST90461 - Prop HHs - Other HH W/Chld, no Sp P
 - CST90462 - Prop Wh HHs - Oth HH W/Chld, no Sp P
 - TST90462 - Prop Wh HHs - Oth HH W/Chld, no Sp P
 - BST90462 - Prop Wh HHs - Oth HH W/Chld, no Sp P
 - CST90463 - Prop BI HHs - Oth HH W/Chld, no Sp P
 - TST90463 - Prop BI HHs - Oth HH W/Chld, no Sp P
 - BST90463 - Prop BI HHs - Oth HH W/Chld, no Sp P
 - CST90464 - Prop A/PI HHs - Oth HH W/Chld, no Sp P
 - TST90464 - Prop A/PI HHs - Oth HH W/Chld, no Sp P
 - BST90464 - Prop A/PI HHs - Oth HH W/Chld, no Sp P
 - CST90465 - Prop Oth HHs - Oth HH W/Chld, no Sp P
 - TST90465 - Prop Oth HHs - Oth HH W/Chld, no Sp P
 - BST90465 - Prop Oth HHs - Oth HH W/Chld, no Sp P
 - CST90466 - Prop H HHs - Oth HH W/Chld, no Sp P
 - TST90466 - Prop H HHs - Oth HH W/Chld, no Sp P
 - BST90466 - Prop H HHs - Oth HH W/Chld, no Sp P
 - CST90467 - Prop Fam HHs - Marr-Cpl Family HHs
 - TST90467 - Prop Fam HHs - Marr-Cpl Family HHs
 - BST90467 - Prop Fam HHs - Marr-Cpl Family HHs
 - CST90468 - Prop Wh Fam HHs - Marr-Cpl Fam HHs
 - TST90468 - Prop Wh Fam HHs - Marr-Cpl Fam HHs
 - BST90468 - Prop Wh Fam HHs - Marr-Cpl Fam HHs
 - CST90469 - Prop BI Fam HHs - Marr-Cpl Fam HHs
 - TST90469 - Prop BI Fam HHs - Marr-Cpl Fam HHs
 - BST90469 - Prop BI Fam HHs - Marr-Cpl Fam HHs
 - CST90470 - Prop A/PI Fam HHs - Marr-Cpl Fam HHs
 - TST90470 - Prop A/PI Fam HHs - Marr-Cpl Fam HHs
 - BST90470 - Prop A/PI Fam HHs - Marr-Cpl Fam HHs
 - CST90471 - Prop Oth Fam HHs - Marr-Cpl Fam HHs
 - TST90471 - Prop Oth Fam HHs - Marr-Cpl Fam HHs
 - BST90471 - Prop Oth Fam HHs - Marr-Cpl Fam HHs

-
- CST90472 - Prop H Fam HHs - Marr-Cpl Fam HHs
 - TST90472 - Prop H Fam HHs - Marr-Cpl Fam HHs
 - BST90472 - Prop H Fam HHs - Marr-Cpl Fam HHs
 - CST90473 - Prop Fam HHs - Marr-Cpl Fam W/Chld
 - TST90473 - Prop Fam HHs - Marr-Cpl Fam W/Chld
 - BST90473 - Prop Fam HHs - Marr-Cpl Fam W/Chld
 - CST90474 - Prop Wh Fam HHs - Marr-Cpl Fam W/Chld
 - TST90474 - Prop Wh Fam HHs - Marr-Cpl Fam W/Chld
 - BST90474 - Prop Wh Fam HHs - Marr-Cpl Fam W/Chld
 - CST90475 - Prop Bl Fam HHs - Marr-Cpl Fam W/Chld
 - TST90475 - Prop Bl Fam HHs - Marr-Cpl Fam W/Chld
 - BST90475 - Prop Bl Fam HHs - Marr-Cpl Fam W/Chld
 - CST90476 - Prop A/Pl Fam HHs - Marr-Cpl Fam W/Chld
 - TST90476 - Prop A/Pl Fam HHs - Marr-Cpl Fam W/Chld
 - BST90476 - Prop A/Pl Fam HHs - Marr-Cpl Fam W/Chld
 - CST90477 - Prop Oth Fam HHs - Marr-Cpl Fam W/Chld
 - TST90477 - Prop Oth Fam HHs - Marr-Cpl Fam W/Chld
 - BST90477 - Prop Oth Fam HHs - Marr-Cpl Fam W/Chld
 - CST90478 - Prop H Fam HHs - Marr-Cpl Fam W/Chld
 - TST90478 - Prop H Fam HHs - Marr-Cpl Fam W/Chld
 - BST90478 - Prop H Fam HHs - Marr-Cpl Fam W/Chld
 - CST90479 - Prop Fam HHs - Female HH, no Husb Pres
 - TST90479 - Prop Fam HHs - Female HH, no Husb Pres
 - BST90479 - Prop Fam HHs - Female HH, no Husb Pres
 - CST90480 - Prop Wh Fam HHs - Fem HH, no Husb P
 - TST90480 - Prop Wh Fam HHs - Fem HH, no Husb P
 - BST90480 - Prop Wh Fam HHs - Fem HH, no Husb P
 - CST90481 - Prop Bl Fam HHs - Fem HH, no Husb P
 - TST90481 - Prop Bl Fam HHs - Fem HH, no Husb P
 - BST90481 - Prop Bl Fam HHs - Fem HH, no Husb P
 - CST90482 - Prop A/Pl Fam HHs - Fem HH, no Husb P
 - TST90482 - Prop A/Pl Fam HHs - Fem HH, no Husb P
 - BST90482 - Prop A/Pl Fam HHs - Fem HH, no Husb P
 - CST90483 - Prop Oth Fam HHs - Fem HH, no Husb P
 - TST90483 - Prop Oth Fam HHs - Fem HH, no Husb P
 - BST90483 - Prop Oth Fam HHs - Fem HH, no Husb P
 - CST90484 - Prop H Fam HHs - Fem HH, no Husb P
 - TST90484 - Prop H Fam HHs - Fem HH, no Husb P
 - BST90484 - Prop H Fam HHs - Fem HH, no Husb P
 - CST90485 - Prop Fam HHs - Fem HH W/Chld, no Husb
 - TST90485 - Prop Fam HHs - Fem HH W/Chld, no Husb
 - BST90485 - Prop Fam HHs - Fem HH W/Chld, no Husb
 - CST90486 - Prop Wh Fam HHs - Fem HH W/Chld, no Husb
 - TST90486 - Prop Wh Fam HHs - Fem HH W/Chld, no Husb

-
- BST90486 - Prop Wh Fam HHs - Fem HH W/Chld, no Husb
 - CST90487 - Prop BI Fam HHs - Fem HH W/Chld, no Husb
 - TST90487 - Prop BI Fam HHs - Fem HH W/Chld, no Husb
 - BST90487 - Prop BI Fam HHs - Fem HH W/Chld, no Husb
 - CST90488 - Prop A/PI Fam HHs - Fem HH W/Chld, no H
 - TST90488 - Prop A/PI Fam HHs - Fem HH W/Chld, no H
 - BST90488 - Prop A/PI Fam HHs - Fem HH W/Chld, no H
 - CST90489 - Prop Oth Fam HHs - Fem HH W/Chld, no H
 - TST90489 - Prop Oth Fam HHs - Fem HH W/Chld, no H
 - BST90489 - Prop Oth Fam HHs - Fem HH W/Chld, no H
 - CST90490 - Prop H Fam HHs - Fem HH W/Chld, no Husb
 - TST90490 - Prop H Fam HHs - Fem HH W/Chld, no Husb
 - BST90490 - Prop H Fam HHs - Fem HH W/Chld, no Husb
 - CST90491 - Prop Fam HHs - Other HH, no Sp Pres
 - TST90491 - Prop Fam HHs - Other HH, no Sp Pres
 - BST90491 - Prop Fam HHs - Other HH, no Sp Pres
 - CST90492 - Prop Wh Fam HHs - Other HH, no Sp P
 - TST90492 - Prop Wh Fam HHs - Other HH, no Sp P
 - BST90492 - Prop Wh Fam HHs - Other HH, no Sp P
 - CST90493 - Prop BI Fam HHs - Other HH, no Sp P
 - TST90493 - Prop BI Fam HHs - Other HH, no Sp P
 - BST90493 - Prop BI Fam HHs - Other HH, no Sp P
 - CST90494 - Prop A/PI Fam HHs - Other HH, no Sp P
 - TST90494 - Prop A/PI Fam HHs - Other HH, no Sp P
 - BST90494 - Prop A/PI Fam HHs - Other HH, no Sp P
 - CST90495 - Prop Oth Fam HHs - Other HH, no Sp P
 - TST90495 - Prop Oth Fam HHs - Other HH, no Sp P
 - BST90495 - Prop Oth Fam HHs - Other HH, no Sp P
 - CST90496 - Prop H Fam HHs - Other HH, no Sp P
 - TST90496 - Prop H Fam HHs - Other HH, no Sp P
 - BST90496 - Prop H Fam HHs - Other HH, no Sp P
 - CST90497 - Prop Fam HHs - Oth HH, W/Chld no Sp P
 - TST90497 - Prop Fam HHs - Oth HH, W/Chld no Sp P
 - BST90497 - Prop Fam HHs - Oth HH, W/Chld no Sp P
 - CST90498 - Prop Wh Fam HHs - Oth HH, W/Chld no Sp P
 - TST90498 - Prop Wh Fam HHs - Oth HH, W/Chld no Sp P
 - BST90498 - Prop Wh Fam HHs - Oth HH, W/Chld no Sp P
 - CST90499 - Prop BI Fam HHs - Oth HH, W/Chld no Sp P
 - TST90499 - Prop BI Fam HHs - Oth HH, W/Chld no Sp P
 - BST90499 - Prop BI Fam HHs - Oth HH, W/Chld no Sp P
 - CST90500 - Prop A/PI Fam HHs - Oth HH, W/Chld no Sp
 - TST90500 - Prop A/PI Fam HHs - Oth HH, W/Chld no Sp
 - BST90500 - Prop A/PI Fam HHs - Oth HH, W/Chld no Sp
 - CST90501 - Prop Oth Fam HHs - Oth HH, W/Chld no Sp

- TST90501 - Prop Oth Fam HHs - Oth HH, W/Chld no Sp
- BST90501 - Prop Oth Fam HHs - Oth HH, W/Chld no Sp
- CST90502 - Prop H Fam HHs - Oth HH, W/Chld no Sp P
- TST90502 - Prop H Fam HHs - Oth HH, W/Chld no Sp P
- BST90502 - Prop H Fam HHs - Oth HH, W/Chld no Sp P
- CST90503 - Prop Fam HHs W/Chld <18 Yrs
- TST90503 - Prop Fam HHs W/Chld <18 Yrs
- BST90503 - Prop Fam HHs W/Chld <18 Yrs
- CST90504 - Prop White Fam HHs W/Chld <18 Yrs
- TST90504 - Prop White Fam HHs W/Chld <18 Yrs
- BST90504 - Prop White Fam HHs W/Chld <18 Yrs
- CST90505 - Prop Black Fam HHs W/Chld <18 Yrs
- TST90505 - Prop Black Fam HHs W/Chld <18 Yrs
- BST90505 - Prop Black Fam HHs W/Chld <18 Yrs
- CST90506 - Prop Asian/Pac Isl Fam HHs W/Chld <18
- TST90506 - Prop Asian/Pac Isl Fam HHs W/Chld <18
- BST90506 - Prop Asian/Pac Isl Fam HHs W/Chld <18
- CST90507 - Prop Other Fam HHs W/Chld <18 Yrs
- TST90507 - Prop Other Fam HHs W/Chld <18 Yrs
- BST90507 - Prop Other Fam HHs W/Chld <18 Yrs
- CST90508 - Prop Hispanic Fam HHs W/Chld <18 Yrs
- TST90508 - Prop Hispanic Fam HHs W/Chld <18 Yrs
- BST90508 - Prop Hispanic Fam HHs W/Chld <18 Yrs
- CST90509 - # Chld <18 Yrs per Fam HH W/Chld <18
- TST90509 - # Chld <18 Yrs per Fam HH W/Chld <18
- BST90509 - # Chld <18 Yrs per Fam HH W/Chld <18
- CST90510 - Prop Fam HHs W/Ch<18 - Fem HH, no H
- TST90510 - Prop Fam HHs W/Ch<18 - Fem HH, no H
- BST90510 - Prop Fam HHs W/Ch<18 - Fem HH, no H
- CST90511 - Prop Wh Fam HHs W/Ch<18 - Fem HH, no H
- TST90511 - Prop Wh Fam HHs W/Ch<18 - Fem HH, no H
- BST90511 - Prop Wh Fam HHs W/Ch<18 - Fem HH, no H
- CST90512 - Prop Bl Fam HHs W/Ch<18 - Fem HH, no H
- TST90512 - Prop Bl Fam HHs W/Ch<18 - Fem HH, no H
- BST90512 - Prop Bl Fam HHs W/Ch<18 - Fem HH, no H
- CST90513 - Prop A/PI Fam HHs W/Ch<18 - Fem HH, no H
- TST90513 - Prop A/PI Fam HHs W/Ch<18 - Fem HH, no H
- BST90513 - Prop A/PI Fam HHs W/Ch<18 - Fem HH, no H
- CST90514 - Prop Oth Fam HHs W/Ch<18 - Fem HH, no H
- TST90514 - Prop Oth Fam HHs W/Ch<18 - Fem HH, no H
- BST90514 - Prop Oth Fam HHs W/Ch<18 - Fem HH, no H
- CST90515 - Prop H Fam HHs W/Ch<18 - Fem HH, no H
- TST90515 - Prop H Fam HHs W/Ch<18 - Fem HH, no H
- BST90515 - Prop H Fam HHs W/Ch<18 - Fem HH, no H

- CST90516 - Prop Fam HHs W/Ch<18 - Oth HH, no Sp
- TST90516 - Prop Fam HHs W/Ch<18 - Oth HH, no Sp
- BST90516 - Prop Fam HHs W/Ch<18 - Oth HH, no Sp
- CST90517 - Prop Wh Fam HHs W/Ch<18 - Oth HH, no Sp
- TST90517 - Prop Wh Fam HHs W/Ch<18 - Oth HH, no Sp
- BST90517 - Prop Wh Fam HHs W/Ch<18 - Oth HH, no Sp
- CST90518 - Prop Bl Fam HHs W/Ch<18 - Oth HH, no Sp
- TST90518 - Prop Bl Fam HHs W/Ch<18 - Oth HH, no Sp
- BST90518 - Prop Bl Fam HHs W/Ch<18 - Oth HH, no Sp
- CST90519 - Prop A/PI Fam HHs W/Ch<18 - Oth HH, no S
- TST90519 - Prop A/PI Fam HHs W/Ch<18 - Oth HH, no S
- BST90519 - Prop A/PI Fam HHs W/Ch<18 - Oth HH, no S
- CST90520 - Prop Oth Fam HHs W/Ch<18 - Oth HH, no Sp
- TST90520 - Prop Oth Fam HHs W/Ch<18 - Oth HH, no Sp
- BST90520 - Prop Oth Fam HHs W/Ch<18 - Oth HH, no Sp
- CST90521 - Prop H Fam HHs W/Ch<18 - Oth HH, no Sp
- TST90521 - Prop H Fam HHs W/Ch<18 - Oth HH, no Sp
- BST90521 - Prop H Fam HHs W/Ch<18 - Oth HH, no Sp
- CST90522 - Prop Marr-Cpl Fam HHs W/Chld <18 Yrs
- TST90522 - Prop Marr-Cpl Fam HHs W/Chld <18 Yrs
- BST90522 - Prop Marr-Cpl Fam HHs W/Chld <18 Yrs
- CST90523 - Prop Wh Marr-Cpl Fam HHs W/Chld <18 Yrs
- TST90523 - Prop Wh Marr-Cpl Fam HHs W/Chld <18 Yrs
- BST90523 - Prop Wh Marr-Cpl Fam HHs W/Chld <18 Yrs
- CST90524 - Prop Bl Marr-Cpl Fam HHs W/Chld <18 Yrs
- TST90524 - Prop Bl Marr-Cpl Fam HHs W/Chld <18 Yrs
- BST90524 - Prop Bl Marr-Cpl Fam HHs W/Chld <18 Yrs
- CST90525 - Prop A/PI Marr-Cpl Fam HHs W/Chld <18 Y
- TST90525 - Prop A/PI Marr-Cpl Fam HHs W/Chld <18 Y
- BST90525 - Prop A/PI Marr-Cpl Fam HHs W/Chld <18 Y
- CST90526 - Prop Oth Marr-Cpl Fam HHs W/Chld <18 Yrs
- TST90526 - Prop Oth Marr-Cpl Fam HHs W/Chld <18 Yrs
- BST90526 - Prop Oth Marr-Cpl Fam HHs W/Chld <18 Yrs
- CST90527 - Prop H Marr-Cpl Fam HHs W/Chld <18 Yrs
- TST90527 - Prop H Marr-Cpl Fam HHs W/Chld <18 Yrs
- BST90527 - Prop H Marr-Cpl Fam HHs W/Chld <18 Yrs
- CST90528 - # Chld <18 per Marr-Cpl Fam HH W/Chld
- TST90528 - # Chld <18 per Marr-Cpl Fam HH W/Chld
- BST90528 - # Chld <18 per Marr-Cpl Fam HH W/Chld
- CST90529 - Prop Fem HH no Husb Pres, W/Chld <18
- TST90529 - Prop Fem HH no Husb Pres, W/Chld <18
- BST90529 - Prop Fem HH no Husb Pres, W/Chld <18
- CST90530 - Prop Wh Fem HH no Husb P, W/Chld <18
- TST90530 - Prop Wh Fem HH no Husb P, W/Chld <18

-
- BST90530 - Prop Wh Fem HH no Husb P, W/Chld <18
 - CST90531 - Prop Bl Fem HH no Husb P, W/Chld <18
 - TST90531 - Prop Bl Fem HH no Husb P, W/Chld <18
 - BST90531 - Prop Bl Fem HH no Husb P, W/Chld <18
 - CST90532 - Prop A/PI Fem HH no Husb P, W/Chld <18
 - TST90532 - Prop A/PI Fem HH no Husb P, W/Chld <18
 - BST90532 - Prop A/PI Fem HH no Husb P, W/Chld <18
 - CST90533 - Prop Oth Fem HH no Husb P, W/Chld <18
 - TST90533 - Prop Oth Fem HH no Husb P, W/Chld <18
 - BST90533 - Prop Oth Fem HH no Husb P, W/Chld <18
 - CST90534 - Prop H Fem HH no Husb P, W/Chld <18
 - TST90534 - Prop H Fem HH no Husb P, W/Chld <18
 - BST90534 - Prop H Fem HH no Husb P, W/Chld <18
 - CST90535 - # Chld <18 per Fem HH W/ Chld, no Husb P
 - TST90535 - # Chld <18 per Fem HH W/ Chld, no Husb P
 - BST90535 - # Chld <18 per Fem HH W/ Chld, no Husb P
 - CST90536 - Prop Other HH no Sp Pres, W/Chld <18
 - TST90536 - Prop Other HH no Sp Pres, W/Chld <18
 - BST90536 - Prop Other HH no Sp Pres, W/Chld <18
 - CST90537 - Prop Wh Oth HH no Sp Pres, W/Chld <18
 - TST90537 - Prop Wh Oth HH no Sp Pres, W/Chld <18
 - BST90537 - Prop Wh Oth HH no Sp Pres, W/Chld <18
 - CST90538 - Prop Bl Oth HH no Sp Pres, W/Chld <18
 - TST90538 - Prop Bl Oth HH no Sp Pres, W/Chld <18
 - BST90538 - Prop Bl Oth HH no Sp Pres, W/Chld <18
 - CST90539 - Prop A/PI Oth HH no Sp Pres, W/Chld <18
 - TST90539 - Prop A/PI Oth HH no Sp Pres, W/Chld <18
 - BST90539 - Prop A/PI Oth HH no Sp Pres, W/Chld <18
 - CST90540 - Prop Oth Oth HH no Sp Pres, W/Chld <18
 - TST90540 - Prop Oth Oth HH no Sp Pres, W/Chld <18
 - BST90540 - Prop Oth Oth HH no Sp Pres, W/Chld <18
 - CST90541 - Prop H Oth HH no Sp Pres, W/Chld <18
 - TST90541 - Prop H Oth HH no Sp Pres, W/Chld <18
 - BST90541 - Prop H Oth HH no Sp Pres, W/Chld <18
 - CST90542 - # Chld <18 per Oth HH W/ Chld, no Sp P
 - TST90542 - # Chld <18 per Oth HH W/ Chld, no Sp P
 - BST90542 - # Chld <18 per Oth HH W/ Chld, no Sp P
 - CST90543 - Prop <18 In Fams Not Liv W/Both Pars
 - TST90543 - Prop <18 In Fams Not Liv W/Both Pars
 - BST90543 - Prop <18 In Fams Not Liv W/Both Pars
 - CST90544 - Median Household Income
 - TST90544 - Median Household Income
 - BST90544 - Median Household Income
 - CST90545 - Median Household Income for Whites

-
- TST90545 - Median Household Income for Whites
 - BST90545 - Median Household Income for Whites
 - CST90546 - Median Household Income for Blacks
 - TST90546 - Median Household Income for Blacks
 - BST90546 - Median Household Income for Blacks
 - CST90547 - Median Household Income for Asian/PacIsl
 - TST90547 - Median Household Income for Asian/PacIsl
 - BST90547 - Median Household Income for Asian/PacIsl
 - CST90548 - Median Household Income for Others
 - TST90548 - Median Household Income for Others
 - BST90548 - Median Household Income for Others
 - CST90549 - Median Household Income for Hispanics
 - TST90549 - Median Household Income for Hispanics
 - BST90549 - Median Household Income for Hispanics
 - CST90550 - Std Dev in Household Income
 - TST90550 - Std Dev in Household Income
 - BST90550 - Std Dev in Household Income
 - CST90551 - Std Dev in HH Income for Whites
 - TST90551 - Std Dev in HH Income for Whites
 - BST90551 - Std Dev in HH Income for Whites
 - CST90552 - Std Dev in HH Income for Blacks
 - TST90552 - Std Dev in HH Income for Blacks
 - BST90552 - Std Dev in HH Income for Blacks
 - CST90553 - Std Dev in HH Income for Asian/PacIsl
 - TST90553 - Std Dev in HH Income for Asian/PacIsl
 - BST90553 - Std Dev in HH Income for Asian/PacIsl
 - CST90554 - Std Dev in HH Income for Others
 - TST90554 - Std Dev in HH Income for Others
 - BST90554 - Std Dev in HH Income for Others
 - CST90555 - Std Dev in HH Income for Hispanics
 - TST90555 - Std Dev in HH Income for Hispanics
 - BST90555 - Std Dev in HH Income for Hispanics
 - CST90556 - Prop HHs W/ Income < \$15,000
 - TST90556 - Prop HHs W/ Income < \$15,000
 - BST90556 - Prop HHs W/ Income < \$15,000
 - CST90557 - Prop White HHs W/ Income < \$15,000
 - TST90557 - Prop White HHs W/ Income < \$15,000
 - BST90557 - Prop White HHs W/ Income < \$15,000
 - CST90558 - Prop Black HHs W/ Income < \$15,000
 - TST90558 - Prop Black HHs W/ Income < \$15,000
 - BST90558 - Prop Black HHs W/ Income < \$15,000
 - CST90559 - Prop Asian/PI HHs W/ Income < \$15,000
 - TST90559 - Prop Asian/PI HHs W/ Income < \$15,000
 - BST90559 - Prop Asian/PI HHs W/ Income < \$15,000

- CST90560 - Prop Oth HHs W/ Income < \$15,000
- TST90560 - Prop Oth HHs W/ Income < \$15,000
- BST90560 - Prop Oth HHs W/ Income < \$15,000
- CST90561 - Prop Hispanic HHs W/ Income < \$15,000
- TST90561 - Prop Hispanic HHs W/ Income < \$15,000
- BST90561 - Prop Hispanic HHs W/ Income < \$15,000
- CST90562 - Prop HHs W/ Income < \$25,000
- TST90562 - Prop HHs W/ Income < \$25,000
- BST90562 - Prop HHs W/ Income < \$25,000
- CST90563 - Prop White HHs W/ Income < \$25,000
- TST90563 - Prop White HHs W/ Income < \$25,000
- BST90563 - Prop White HHs W/ Income < \$25,000
- CST90564 - Prop Black HHs W/ Income < \$25,000
- TST90564 - Prop Black HHs W/ Income < \$25,000
- BST90564 - Prop Black HHs W/ Income < \$25,000
- CST90565 - Prop Asian/PI HHs W/ Income < \$25,000
- TST90565 - Prop Asian/PI HHs W/ Income < \$25,000
- BST90565 - Prop Asian/PI HHs W/ Income < \$25,000
- CST90566 - Prop Other HHs W/ Income < \$25,000
- TST90566 - Prop Other HHs W/ Income < \$25,000
- BST90566 - Prop Other HHs W/ Income < \$25,000
- CST90567 - Prop Hispanic HHs W/ Income < \$25,000
- TST90567 - Prop Hispanic HHs W/ Income < \$25,000
- BST90567 - Prop Hispanic HHs W/ Income < \$25,000
- CST90568 - Prop HHs W/ Income \$50,000+
- TST90568 - Prop HHs W/ Income \$50,000+
- BST90568 - Prop HHs W/ Income \$50,000+
- CST90569 - Prop White HHs W/ Income \$50,000+
- TST90569 - Prop White HHs W/ Income \$50,000+
- BST90569 - Prop White HHs W/ Income \$50,000+
- CST90570 - Prop Black HHs W/ Income \$50,000+
- TST90570 - Prop Black HHs W/ Income \$50,000+
- BST90570 - Prop Black HHs W/ Income \$50,000+
- CST90571 - Prop Asian/PI HHs W/ Income \$50,000+
- TST90571 - Prop Asian/PI HHs W/ Income \$50,000+
- BST90571 - Prop Asian/PI HHs W/ Income \$50,000+
- CST90572 - Prop Other HHs W/ Income \$50,000+
- TST90572 - Prop Other HHs W/ Income \$50,000+
- BST90572 - Prop Other HHs W/ Income \$50,000+
- CST90573 - Prop Hispanic HHs W/ Income \$50,000+
- TST90573 - Prop Hispanic HHs W/ Income \$50,000+
- BST90573 - Prop Hispanic HHs W/ Income \$50,000+
- CST90574 - Prop HHs W/ Income \$75,000+
- TST90574 - Prop HHs W/ Income \$75,000+

- BST90574 - Prop HHs W/ Income \$75,000+
- CST90575 - Prop White HHs W/ Income \$75,000+
- TST90575 - Prop White HHs W/ Income \$75,000+
- BST90575 - Prop White HHs W/ Income \$75,000+
- CST90576 - Prop Black HHs W/ Income \$75,000+
- TST90576 - Prop Black HHs W/ Income \$75,000+
- BST90576 - Prop Black HHs W/ Income \$75,000+
- CST90577 - Prop Asian/PI HHs W/ Income \$75,000+
- TST90577 - Prop Asian/PI HHs W/ Income \$75,000+
- BST90577 - Prop Asian/PI HHs W/ Income \$75,000+
- CST90578 - Prop Other HHs W/ Income \$75,000+
- TST90578 - Prop Other HHs W/ Income \$75,000+
- BST90578 - Prop Other HHs W/ Income \$75,000+
- CST90579 - Prop Hispanic HHs W/ Income \$75,000+
- TST90579 - Prop Hispanic HHs W/ Income \$75,000+
- BST90579 - Prop Hispanic HHs W/ Income \$75,000+
- CST90580 - Prop HHs W/ Public Assist Income
- TST90580 - Prop HHs W/ Public Assist Income
- BST90580 - Prop HHs W/ Public Assist Income
- CST90581 - Public Assist Inc per HH W/ Pub Assist
- TST90581 - Public Assist Inc per HH W/ Pub Assist
- BST90581 - Public Assist Inc per HH W/ Pub Assist
- CST90582 - Median Family Income
- TST90582 - Median Family Income
- BST90582 - Median Family Income
- CST90583 - Std Dev in Family Income
- TST90583 - Std Dev in Family Income
- BST90583 - Std Dev in Family Income
- CST90584 - Prop Families W/ Income < \$15,000
- TST90584 - Prop Families W/ Income < \$15,000
- BST90584 - Prop Families W/ Income < \$15,000
- CST90585 - Prop Families W/ Income < \$25,000
- TST90585 - Prop Families W/ Income < \$25,000
- BST90585 - Prop Families W/ Income < \$25,000
- CST90586 - Prop Families W/ Income \$50,000+
- TST90586 - Prop Families W/ Income \$50,000+
- BST90586 - Prop Families W/ Income \$50,000+
- CST90587 - Prop Families W/ Income \$75,000+
- TST90587 - Prop Families W/ Income \$75,000+
- BST90587 - Prop Families W/ Income \$75,000+
- CST90588 - Ave Fam Inc of Marr-Cpl Fams W/Chld<18
- TST90588 - Ave Fam Inc of Marr-Cpl Fams W/Chld<18
- BST90588 - Ave Fam Inc of Marr-Cpl Fams W/Chld<18
- CST90589 - Ave Fam Inc of Female HH W/Chld, no Husb

-
- TST90589 - Ave Fam Inc of Female HH W/Chld, no Husb
 - BST90589 - Ave Fam Inc of Female HH W/Chld, no Husb
 - CST90590 - Ave Fam Inc of Other HH W/Chld, no Sp
 - TST90590 - Ave Fam Inc of Other HH W/Chld, no Sp
 - BST90590 - Ave Fam Inc of Other HH W/Chld, no Sp
 - CST90591 - Per Capita Income
 - TST90591 - Per Capita Income
 - BST90591 - Per Capita Income
 - CST90592 - Per Capita Income, White
 - TST90592 - Per Capita Income, White
 - BST90592 - Per Capita Income, White
 - CST90593 - Per Capita Income, Black
 - TST90593 - Per Capita Income, Black
 - BST90593 - Per Capita Income, Black
 - CST90594 - Per Capita Income, Asian/Pac Isl
 - TST90594 - Per Capita Income, Asian/Pac Isl
 - BST90594 - Per Capita Income, Asian/Pac Isl
 - CST90595 - Per Capita Income, Other
 - TST90595 - Per Capita Income, Other
 - BST90595 - Per Capita Income, Other
 - CST90596 - Per Capita Income, Hispanic
 - TST90596 - Per Capita Income, Hispanic
 - BST90596 - Per Capita Income, Hispanic
 - CST90597 - Per Capita Income (Persons in HHs)
 - TST90597 - Per Capita Income (Persons in HHs)
 - BST90597 - Per Capita Income (Persons in HHs)
 - CST90598 - Prop Persons W/ Inc in 1989 < Pov Lev
 - TST90598 - Prop Persons W/ Inc in 1989 < Pov Lev
 - BST90598 - Prop Persons W/ Inc in 1989 < Pov Lev
 - CST90599 - Prop Whites W/ Inc in 1989 < Pov Lev
 - TST90599 - Prop Whites W/ Inc in 1989 < Pov Lev
 - BST90599 - Prop Whites W/ Inc in 1989 < Pov Lev
 - CST90600 - Prop Blacks W/ Inc in 1989 < Pov Lev
 - TST90600 - Prop Blacks W/ Inc in 1989 < Pov Lev
 - BST90600 - Prop Blacks W/ Inc in 1989 < Pov Lev
 - CST90601 - Prop Asian/PI W/ Inc in 1989 < Pov Lev
 - TST90601 - Prop Asian/PI W/ Inc in 1989 < Pov Lev
 - BST90601 - Prop Asian/PI W/ Inc in 1989 < Pov Lev
 - CST90602 - Prop Others W/ Inc in 1989 < Pov Lev
 - TST90602 - Prop Others W/ Inc in 1989 < Pov Lev
 - BST90602 - Prop Others W/ Inc in 1989 < Pov Lev
 - CST90603 - Prop Hispanics W/ Inc in 1989 < Pov Lev
 - TST90603 - Prop Hispanics W/ Inc in 1989 < Pov Lev
 - BST90603 - Prop Hispanics W/ Inc in 1989 < Pov Lev

-
- CST90604 - Prop <18 Yrs W/ Income < Pov Lev
 - TST90604 - Prop <18 Yrs W/ Income < Pov Lev
 - BST90604 - Prop <18 Yrs W/ Income < Pov Lev
 - CST90605 - Prop 18-24 Yrs W/ 1989 Inc < Pov Lev
 - TST90605 - Prop 18-24 Yrs W/ 1989 Inc < Pov Lev
 - BST90605 - Prop 18-24 Yrs W/ 1989 Inc < Pov Lev
 - CST90606 - Prop 25-34 Yrs W/ 1989 Inc < Pov Lev
 - TST90606 - Prop 25-34 Yrs W/ 1989 Inc < Pov Lev
 - BST90606 - Prop 25-34 Yrs W/ 1989 Inc < Pov Lev
 - CST90607 - Prop 35-54 Yrs W/ 1989 Inc < Pov Lev
 - TST90607 - Prop 35-54 Yrs W/ 1989 Inc < Pov Lev
 - BST90607 - Prop 35-54 Yrs W/ 1989 Inc < Pov Lev
 - CST90608 - Prop 55-64 Yrs W/ 1989 Inc < Pov Lev
 - TST90608 - Prop 55-64 Yrs W/ 1989 Inc < Pov Lev
 - BST90608 - Prop 55-64 Yrs W/ 1989 Inc < Pov Lev
 - CST90609 - Prop 65+ W/ 1989 Inc < Pov Lev
 - TST90609 - Prop 65+ W/ 1989 Inc < Pov Lev
 - BST90609 - Prop 65+ W/ 1989 Inc < Pov Lev
 - CST90610 - Prop Wh <18 Yrs W/ Income < Pov Lev
 - TST90610 - Prop Wh <18 Yrs W/ Income < Pov Lev
 - BST90610 - Prop Wh <18 Yrs W/ Income < Pov Lev
 - CST90611 - Prop Bl <18 Yrs W/ Income < Pov Lev
 - TST90611 - Prop Bl <18 Yrs W/ Income < Pov Lev
 - BST90611 - Prop Bl <18 Yrs W/ Income < Pov Lev
 - CST90612 - Prop As/Pl <18 Yrs W/ Income < Pov Lev
 - TST90612 - Prop As/Pl <18 Yrs W/ Income < Pov Lev
 - BST90612 - Prop As/Pl <18 Yrs W/ Income < Pov Lev
 - CST90613 - Prop Oth <18 Yrs W/ Income < Pov Lev
 - TST90613 - Prop Oth <18 Yrs W/ Income < Pov Lev
 - BST90613 - Prop Oth <18 Yrs W/ Income < Pov Lev
 - CST90614 - Prop Wh 18-64 Yrs W/ Income < Pov Lev
 - TST90614 - Prop Wh 18-64 Yrs W/ Income < Pov Lev
 - BST90614 - Prop Wh 18-64 Yrs W/ Income < Pov Lev
 - CST90615 - Prop Bl 18-64 Yrs W/ Income < Pov Lev
 - TST90615 - Prop Bl 18-64 Yrs W/ Income < Pov Lev
 - BST90615 - Prop Bl 18-64 Yrs W/ Income < Pov Lev
 - CST90616 - Prop Asian/Pl 18-64 Yrs W/ Inc < Pov Lev
 - TST90616 - Prop Asian/Pl 18-64 Yrs W/ Inc < Pov Lev
 - BST90616 - Prop Asian/Pl 18-64 Yrs W/ Inc < Pov Lev
 - CST90617 - Prop Oth 18-64 Yrs W/ Income < Pov Lev
 - TST90617 - Prop Oth 18-64 Yrs W/ Income < Pov Lev
 - BST90617 - Prop Oth 18-64 Yrs W/ Income < Pov Lev
 - CST90618 - Prop Wh 65+ W/ Income < Pov Lev
 - TST90618 - Prop Wh 65+ W/ Income < Pov Lev

- BST90618 - Prop Wh 65+ W/ Income < Pov Lev
- CST90619 - Prop Bl 65+ W/ Income < Pov Lev
- TST90619 - Prop Bl 65+ W/ Income < Pov Lev
- BST90619 - Prop Bl 65+ W/ Income < Pov Lev
- CST90620 - Prop Asian/PI 65+ Yrs W/ Inc < Pov Lev
- TST90620 - Prop Asian/PI 65+ Yrs W/ Inc < Pov Lev
- BST90620 - Prop Asian/PI 65+ Yrs W/ Inc < Pov Lev
- CST90621 - Prop Oth 65+ W/ Income < Pov Lev
- TST90621 - Prop Oth 65+ W/ Income < Pov Lev
- BST90621 - Prop Oth 65+ W/ Income < Pov Lev
- CST90622 - Prop Fems <18 Yrs W/ 1989 Inc < Pov Lev
- TST90622 - Prop Fems <18 Yrs W/ 1989 Inc < Pov Lev
- BST90622 - Prop Fems <18 Yrs W/ 1989 Inc < Pov Lev
- CST90623 - Prop Fems 18-64 W/ 1989 Inc < Pov Lev
- TST90623 - Prop Fems 18-64 W/ 1989 Inc < Pov Lev
- BST90623 - Prop Fems 18-64 W/ 1989 Inc < Pov Lev
- CST90624 - Prop Fems 65+ W/ 1989 Inc < Pov Lev
- TST90624 - Prop Fems 65+ W/ 1989 Inc < Pov Lev
- BST90624 - Prop Fems 65+ W/ 1989 Inc < Pov Lev
- CST90625 - Prop 1989 Inc to Pov Lev Ratio < 1.85
- TST90625 - Prop 1989 Inc to Pov Lev Ratio < 1.85
- BST90625 - Prop 1989 Inc to Pov Lev Ratio < 1.85
- CST90626 - Prop Fams W/ Inc in 1989 < Pov Lev
- TST90626 - Prop Fams W/ Inc in 1989 < Pov Lev
- BST90626 - Prop Fams W/ Inc in 1989 < Pov Lev
- CST90627 - Prop Wh Fams W/ Inc in 1989 < Pov Lev
- TST90627 - Prop Wh Fams W/ Inc in 1989 < Pov Lev
- BST90627 - Prop Wh Fams W/ Inc in 1989 < Pov Lev
- CST90628 - Prop Bl Fams W/ Inc in 1989 < Pov Lev
- TST90628 - Prop Bl Fams W/ Inc in 1989 < Pov Lev
- BST90628 - Prop Bl Fams W/ Inc in 1989 < Pov Lev
- CST90629 - Prop Asian/PI Fams W/ Inc 1989 < Pov Lev
- TST90629 - Prop Asian/PI Fams W/ Inc 1989 < Pov Lev
- BST90629 - Prop Asian/PI Fams W/ Inc 1989 < Pov Lev
- CST90630 - Prop Oth Fams W/ Inc in 1989 < Pov Lev
- TST90630 - Prop Oth Fams W/ Inc in 1989 < Pov Lev
- BST90630 - Prop Oth Fams W/ Inc in 1989 < Pov Lev
- CST90631 - Prop H Fams W/ Inc in 1989 < Pov Lev
- TST90631 - Prop H Fams W/ Inc in 1989 < Pov Lev
- BST90631 - Prop H Fams W/ Inc in 1989 < Pov Lev
- CST90632 - Prop Fams W/ Chld <18, < Pov Lev
- TST90632 - Prop Fams W/ Chld <18, < Pov Lev
- BST90632 - Prop Fams W/ Chld <18, < Pov Lev
- CST90633 - Prop White Fams W/ Chld <18, < Pov Lev

-
- TST90633 - Prop White Fams W/ Chld <18, < Pov Lev
 - BST90633 - Prop White Fams W/ Chld <18, < Pov Lev
 - CST90634 - Prop Black Fams W/ Chld <18, < Pov Lev
 - TST90634 - Prop Black Fams W/ Chld <18, < Pov Lev
 - BST90634 - Prop Black Fams W/ Chld <18, < Pov Lev
 - CST90635 - Prop Asian/PI Fams W/ Ch <18, < Pov Lev
 - TST90635 - Prop Asian/PI Fams W/ Ch <18, < Pov Lev
 - BST90635 - Prop Asian/PI Fams W/ Ch <18, < Pov Lev
 - CST90636 - Prop Other Fams W/ Chld <18, < Pov Lev
 - TST90636 - Prop Other Fams W/ Chld <18, < Pov Lev
 - BST90636 - Prop Other Fams W/ Chld <18, < Pov Lev
 - CST90637 - Prop Hispanic Fams W/ Ch <18, < Pov Lev
 - TST90637 - Prop Hispanic Fams W/ Ch <18, < Pov Lev
 - BST90637 - Prop Hispanic Fams W/ Ch <18, < Pov Lev
 - CST90638 - Prop Marr-Cple Fams, < Pov Lev
 - TST90638 - Prop Marr-Cple Fams, < Pov Lev
 - BST90638 - Prop Marr-Cple Fams, < Pov Lev
 - CST90639 - Prop White Marr-Cple Fams, < Pov Lev
 - TST90639 - Prop White Marr-Cple Fams, < Pov Lev
 - BST90639 - Prop White Marr-Cple Fams, < Pov Lev
 - CST90640 - Prop Black Marr-Cple Fams, < Pov Lev
 - TST90640 - Prop Black Marr-Cple Fams, < Pov Lev
 - BST90640 - Prop Black Marr-Cple Fams, < Pov Lev
 - CST90641 - Prop Asian/PI Marr-Cple Fams, < Pov Lev
 - TST90641 - Prop Asian/PI Marr-Cple Fams, < Pov Lev
 - BST90641 - Prop Asian/PI Marr-Cple Fams, < Pov Lev
 - CST90642 - Prop Other Marr-Cple Fams, < Pov Lev
 - TST90642 - Prop Other Marr-Cple Fams, < Pov Lev
 - BST90642 - Prop Other Marr-Cple Fams, < Pov Lev
 - CST90643 - Prop Hispanic Marr-Cple Fams, < Pov Lev
 - TST90643 - Prop Hispanic Marr-Cple Fams, < Pov Lev
 - BST90643 - Prop Hispanic Marr-Cple Fams, < Pov Lev
 - CST90644 - Prop Marr-Cple Fams W/Ch, < Pov Lev
 - TST90644 - Prop Marr-Cple Fams W/Ch, < Pov Lev
 - BST90644 - Prop Marr-Cple Fams W/Ch, < Pov Lev
 - CST90645 - Prop Wh Marr-Cple Fams W/Ch, < Pov Lev
 - TST90645 - Prop Wh Marr-Cple Fams W/Ch, < Pov Lev
 - BST90645 - Prop Wh Marr-Cple Fams W/Ch, < Pov Lev
 - CST90646 - Prop BI Marr-Cple Fams W/Ch, < Pov Lev
 - TST90646 - Prop BI Marr-Cple Fams W/Ch, < Pov Lev
 - BST90646 - Prop BI Marr-Cple Fams W/Ch, < Pov Lev
 - CST90647 - Prop A/PI Marr-Cple Fams W/Ch, < Pov Lev
 - TST90647 - Prop A/PI Marr-Cple Fams W/Ch, < Pov Lev
 - BST90647 - Prop A/PI Marr-Cple Fams W/Ch, < Pov Lev

-
- CST90648 - Prop Oth Marr-Cple Fams W/Ch, < Pov Lev
 - TST90648 - Prop Oth Marr-Cple Fams W/Ch, < Pov Lev
 - BST90648 - Prop Oth Marr-Cple Fams W/Ch, < Pov Lev
 - CST90649 - Prop H Marr-Cple Fams W/Ch, < Pov Lev
 - TST90649 - Prop H Marr-Cple Fams W/Ch, < Pov Lev
 - BST90649 - Prop H Marr-Cple Fams W/Ch, < Pov Lev
 - CST90650 - Prop Fem Fams, no Husb P, < Pov Lev
 - TST90650 - Prop Fem Fams, no Husb P, < Pov Lev
 - BST90650 - Prop Fem Fams, no Husb P, < Pov Lev
 - CST90651 - Prop Wh Fem Fams, no Husb P, < Pov Lev
 - TST90651 - Prop Wh Fem Fams, no Husb P, < Pov Lev
 - BST90651 - Prop Wh Fem Fams, no Husb P, < Pov Lev
 - CST90652 - Prop Bl Fem Fams, no Husb P, < Pov Lev
 - TST90652 - Prop Bl Fem Fams, no Husb P, < Pov Lev
 - BST90652 - Prop Bl Fem Fams, no Husb P, < Pov Lev
 - CST90653 - Prop A/PI Fem Fm, no Husb P, < Pov Lev
 - TST90653 - Prop A/PI Fem Fm, no Husb P, < Pov Lev
 - BST90653 - Prop A/PI Fem Fm, no Husb P, < Pov Lev
 - CST90654 - Prop Oth Fem Fams, no Husb P, < Pov Lev
 - TST90654 - Prop Oth Fem Fams, no Husb P, < Pov Lev
 - BST90654 - Prop Oth Fem Fams, no Husb P, < Pov Lev
 - CST90655 - Prop H Fem Fams, no Husb P, < Pov Lev
 - TST90655 - Prop H Fem Fams, no Husb P, < Pov Lev
 - BST90655 - Prop H Fem Fams, no Husb P, < Pov Lev
 - CST90656 - Prop Fem Fams W/Chld, no Husb, < Pov Lev
 - TST90656 - Prop Fem Fams W/Chld, no Husb, < Pov Lev
 - BST90656 - Prop Fem Fams W/Chld, no Husb, < Pov Lev
 - CST90657 - Prop Wh Fem Fam W/Ch, no Husb, < Pov Lev
 - TST90657 - Prop Wh Fem Fam W/Ch, no Husb, < Pov Lev
 - BST90657 - Prop Wh Fem Fam W/Ch, no Husb, < Pov Lev
 - CST90658 - Prop Bl Fem Fam W/Ch, no Husb, < Pov Lev
 - TST90658 - Prop Bl Fem Fam W/Ch, no Husb, < Pov Lev
 - BST90658 - Prop Bl Fem Fam W/Ch, no Husb, < Pov Lev
 - CST90659 - Prop A/PI Fem Fams W/Ch, no H, < Pov Lev
 - TST90659 - Prop A/PI Fem Fams W/Ch, no H, < Pov Lev
 - BST90659 - Prop A/PI Fem Fams W/Ch, no H, < Pov Lev
 - CST90660 - Prop Oth Fem Fm W/Ch, no Husb, < Pov Lev
 - TST90660 - Prop Oth Fem Fm W/Ch, no Husb, < Pov Lev
 - BST90660 - Prop Oth Fem Fm W/Ch, no Husb, < Pov Lev
 - CST90661 - Prop H Fem Fams W/Ch, no Husb, < Pov Lev
 - TST90661 - Prop H Fem Fams W/Ch, no Husb, < Pov Lev
 - BST90661 - Prop H Fem Fams W/Ch, no Husb, < Pov Lev
 - CST90662 - Prop Other Fams, no Sp, < Pov Lev
 - TST90662 - Prop Other Fams, no Sp, < Pov Lev

-
- BST90662 - Prop Other Fams, no Sp, < Pov Lev
 - CST90663 - Prop White Other Fams, no Sp, < Pov Lev
 - TST90663 - Prop White Other Fams, no Sp, < Pov Lev
 - BST90663 - Prop White Other Fams, no Sp, < Pov Lev
 - CST90664 - Prop Black Other Fams, no Sp, < Pov Lev
 - TST90664 - Prop Black Other Fams, no Sp, < Pov Lev
 - BST90664 - Prop Black Other Fams, no Sp, < Pov Lev
 - CST90665 - Prop Asian/PI Other Fm, no Sp, < Pov Lev
 - TST90665 - Prop Asian/PI Other Fm, no Sp, < Pov Lev
 - BST90665 - Prop Asian/PI Other Fm, no Sp, < Pov Lev
 - CST90666 - Prop Oth Race Other Fm, no Sp, < Pov Lev
 - TST90666 - Prop Oth Race Other Fm, no Sp, < Pov Lev
 - BST90666 - Prop Oth Race Other Fm, no Sp, < Pov Lev
 - CST90667 - Prop Hispanic Other Fm, no Sp, < Pov Lev
 - TST90667 - Prop Hispanic Other Fm, no Sp, < Pov Lev
 - BST90667 - Prop Hispanic Other Fm, no Sp, < Pov Lev
 - CST90668 - Prop Other Fams W/Chld, no Sp, < Pov Lev
 - TST90668 - Prop Other Fams W/Chld, no Sp, < Pov Lev
 - BST90668 - Prop Other Fams W/Chld, no Sp, < Pov Lev
 - CST90669 - Prop Wh Oth Fam W/Chld, no Sp, < Pov Lev
 - TST90669 - Prop Wh Oth Fam W/Chld, no Sp, < Pov Lev
 - BST90669 - Prop Wh Oth Fam W/Chld, no Sp, < Pov Lev
 - CST90670 - Prop BI Oth Fam W/Chld, no Sp, < Pov Lev
 - TST90670 - Prop BI Oth Fam W/Chld, no Sp, < Pov Lev
 - BST90670 - Prop BI Oth Fam W/Chld, no Sp, < Pov Lev
 - CST90671 - Prop A/PI Oth Fm W/Chld, no S, < Pov Lev
 - TST90671 - Prop A/PI Oth Fm W/Chld, no S, < Pov Lev
 - BST90671 - Prop A/PI Oth Fm W/Chld, no S, < Pov Lev
 - CST90672 - Prop Oth Oth Fm W/Chld, no Sp, < Pov Lev
 - TST90672 - Prop Oth Oth Fm W/Chld, no Sp, < Pov Lev
 - BST90672 - Prop Oth Oth Fm W/Chld, no Sp, < Pov Lev
 - CST90673 - Prop H Oth Fams W/Chld, no Sp, < Pov Lev
 - TST90673 - Prop H Oth Fams W/Chld, no Sp, < Pov Lev
 - BST90673 - Prop H Oth Fams W/Chld, no Sp, < Pov Lev
 - CST90674 - Prop Rltd Ch < 18 in Fams < Pov Lev
 - TST90674 - Prop Rltd Ch < 18 in Fams < Pov Lev
 - BST90674 - Prop Rltd Ch < 18 in Fams < Pov Lev
 - CST90675 - Prop Rltd Ch < 18 in Marr-Cple < Pov Lev
 - TST90675 - Prop Rltd Ch < 18 in Marr-Cple < Pov Lev
 - BST90675 - Prop Rltd Ch < 18 in Marr-Cple < Pov Lev
 - CST90676 - Prop Rltd Ch < 18 in Fem, no H < Pov Lev
 - TST90676 - Prop Rltd Ch < 18 in Fem, no H < Pov Lev
 - BST90676 - Prop Rltd Ch < 18 in Fem, no H < Pov Lev
 - CST90677 - Prop Rltd Ch < 18 in Oth, no S < Pov Lev

-
- TST90677 - Prop Rltd Ch < 18 in Oth, no S < Pov Lev
 - BST90677 - Prop Rltd Ch < 18 in Oth, no S < Pov Lev
 - CST90678 - Prop 3+ Yrs in Preprimary - Private
 - TST90678 - Prop 3+ Yrs in Preprimary - Private
 - BST90678 - Prop 3+ Yrs in Preprimary - Private
 - CST90679 - Prop 3+ Yrs in Elem or HS - Private
 - TST90679 - Prop 3+ Yrs in Elem or HS - Private
 - BST90679 - Prop 3+ Yrs in Elem or HS - Private
 - CST90680 - Prop Aged 25+ W/O HS Diploma or Equiv
 - TST90680 - Prop Aged 25+ W/O HS Diploma or Equiv
 - BST90680 - Prop Aged 25+ W/O HS Diploma or Equiv
 - CST90681 - Prop Whites 25+ W/O HS Dip or Equiv
 - TST90681 - Prop Whites 25+ W/O HS Dip or Equiv
 - BST90681 - Prop Whites 25+ W/O HS Dip or Equiv
 - CST90682 - Prop Blacks 25+ W/O HS Dip or Equiv
 - TST90682 - Prop Blacks 25+ W/O HS Dip or Equiv
 - BST90682 - Prop Blacks 25+ W/O HS Dip or Equiv
 - CST90683 - Prop Asian/Pac Isl 25+ W/O HS Dip/Equiv
 - TST90683 - Prop Asian/Pac Isl 25+ W/O HS Dip/Equiv
 - BST90683 - Prop Asian/Pac Isl 25+ W/O HS Dip/Equiv
 - CST90684 - Prop Others 25+ W/O HS Dip or Equiv
 - TST90684 - Prop Others 25+ W/O HS Dip or Equiv
 - BST90684 - Prop Others 25+ W/O HS Dip or Equiv
 - CST90685 - Prop Hispanics 25+ W/O HS Dip or Equiv
 - TST90685 - Prop Hispanics 25+ W/O HS Dip or Equiv
 - BST90685 - Prop Hispanics 25+ W/O HS Dip or Equiv
 - CST90686 - Prop Aged 25+ W/ College Degree +
 - TST90686 - Prop Aged 25+ W/ College Degree +
 - BST90686 - Prop Aged 25+ W/ College Degree +
 - CST90687 - Prop Whites 25+ W/ College Degree +
 - TST90687 - Prop Whites 25+ W/ College Degree +
 - BST90687 - Prop Whites 25+ W/ College Degree +
 - CST90688 - Prop Blacks 25+ W/ College Degree +
 - TST90688 - Prop Blacks 25+ W/ College Degree +
 - BST90688 - Prop Blacks 25+ W/ College Degree +
 - CST90689 - Prop Asian/Pac Isl 25+ W/ Coll Deg +
 - TST90689 - Prop Asian/Pac Isl 25+ W/ Coll Deg +
 - BST90689 - Prop Asian/Pac Isl 25+ W/ Coll Deg +
 - CST90690 - Prop Others 25+ W/ College Degree +
 - TST90690 - Prop Others 25+ W/ College Degree +
 - BST90690 - Prop Others 25+ W/ College Degree +
 - CST90691 - Prop Hispanics 25+ W/ College Degree +
 - TST90691 - Prop Hispanics 25+ W/ College Degree +
 - BST90691 - Prop Hispanics 25+ W/ College Degree +

-
- CST90692 - Prop Aged 18+ W/O HS Diploma or Equiv
 - TST90692 - Prop Aged 18+ W/O HS Diploma or Equiv
 - BST90692 - Prop Aged 18+ W/O HS Diploma or Equiv
 - CST90693 - Prop Aged 18+ W/ College Degree +
 - TST90693 - Prop Aged 18+ W/ College Degree +
 - BST90693 - Prop Aged 18+ W/ College Degree +
 - CST90694 - Prop Aged 18-24 W/O HS Dip or Equiv
 - TST90694 - Prop Aged 18-24 W/O HS Dip or Equiv
 - BST90694 - Prop Aged 18-24 W/O HS Dip or Equiv
 - CST90695 - Prop Aged 18-24 W/ College Degree +
 - TST90695 - Prop Aged 18-24 W/ College Degree +
 - BST90695 - Prop Aged 18-24 W/ College Degree +
 - CST90696 - Prop Civ Pop 16-19 In School, Total
 - TST90696 - Prop Civ Pop 16-19 In School, Total
 - BST90696 - Prop Civ Pop 16-19 In School, Total
 - CST90697 - Prop White Civ Pop 16-19 In School
 - TST90697 - Prop White Civ Pop 16-19 In School
 - BST90697 - Prop White Civ Pop 16-19 In School
 - CST90698 - Prop Black Civ Pop 16-19 In School
 - TST90698 - Prop Black Civ Pop 16-19 In School
 - BST90698 - Prop Black Civ Pop 16-19 In School
 - CST90699 - Prop Asian/PI Civ Pop 16-19 In School
 - TST90699 - Prop Asian/PI Civ Pop 16-19 In School
 - BST90699 - Prop Asian/PI Civ Pop 16-19 In School
 - CST90700 - Prop Other Civ Pop 16-19 In School
 - TST90700 - Prop Other Civ Pop 16-19 In School
 - BST90700 - Prop Other Civ Pop 16-19 In School
 - CST90701 - Prop Hispanic Civ Pop 16-19 In School
 - TST90701 - Prop Hispanic Civ Pop 16-19 In School
 - BST90701 - Prop Hispanic Civ Pop 16-19 In School
 - CST90702 - Prop 16-19, not in Schl/ArmForc-NoGrad
 - TST90702 - Prop 16-19, not in Schl/ArmForc-NoGrad
 - BST90702 - Prop 16-19, not in Schl/ArmForc-NoGrad
 - CST90703 - Prop Wh 16-19, not in Schl/ArmForc-NoG
 - TST90703 - Prop Wh 16-19, not in Schl/ArmForc-NoG
 - BST90703 - Prop Wh 16-19, not in Schl/ArmForc-NoG
 - CST90704 - Prop Bl 16-19, not in Schl/ArmForc-NoG
 - TST90704 - Prop Bl 16-19, not in Schl/ArmForc-NoG
 - BST90704 - Prop Bl 16-19, not in Schl/ArmForc-NoG
 - CST90705 - Prop A/PI 16-19, not in Schl/ArmForc-NoG
 - TST90705 - Prop A/PI 16-19, not in Schl/ArmForc-NoG
 - BST90705 - Prop A/PI 16-19, not in Schl/ArmForc-NoG
 - CST90706 - Prop Oth 16-19, not in Schl/ArmForc-NoG
 - TST90706 - Prop Oth 16-19, not in Schl/ArmForc-NoG

-
- BST90706 - Prop Oth 16-19, not in Schl/ArmForc-NoG
 - CST90707 - Prop H 16-19, not in Schl/ArmForc-NoGrad
 - TST90707 - Prop H 16-19, not in Schl/ArmForc-NoGrad
 - BST90707 - Prop H 16-19, not in Schl/ArmForc-NoGrad
 - CST90708 - Prop 16-19, not in Schl/LaborForc-NoGrad
 - TST90708 - Prop 16-19, not in Schl/LaborForc-NoGrad
 - BST90708 - Prop 16-19, not in Schl/LaborForc-NoGrad
 - CST90709 - Prop Wh 16-19, not in Schl/LabForc-NoG
 - TST90709 - Prop Wh 16-19, not in Schl/LabForc-NoG
 - BST90709 - Prop Wh 16-19, not in Schl/LabForc-NoG
 - CST90710 - Prop Bl 16-19, not in Schl/LabForc-NoG
 - TST90710 - Prop Bl 16-19, not in Schl/LabForc-NoG
 - BST90710 - Prop Bl 16-19, not in Schl/LabForc-NoG
 - CST90711 - Prop A/PI 16-19, not in Schl/LabForc-NoG
 - TST90711 - Prop A/PI 16-19, not in Schl/LabForc-NoG
 - BST90711 - Prop A/PI 16-19, not in Schl/LabForc-NoG
 - CST90712 - Prop Oth 16-19, not in Schl/LabForc-NoG
 - TST90712 - Prop Oth 16-19, not in Schl/LabForc-NoG
 - BST90712 - Prop Oth 16-19, not in Schl/LabForc-NoG
 - CST90713 - Prop H 16-19, not in Schl/LabForc-NoGrad
 - TST90713 - Prop H 16-19, not in Schl/LabForc-NoGrad
 - BST90713 - Prop H 16-19, not in Schl/LabForc-NoGrad
 - CST90714 - Prop Civ Labor Force that is Female
 - TST90714 - Prop Civ Labor Force that is Female
 - BST90714 - Prop Civ Labor Force that is Female
 - CST90715 - Prop Fems 16+ in Civ Labor Force
 - TST90715 - Prop Fems 16+ in Civ Labor Force
 - BST90715 - Prop Fems 16+ in Civ Labor Force
 - CST90716 - Prop White Fems 16+ in Civ Labor Force
 - TST90716 - Prop White Fems 16+ in Civ Labor Force
 - BST90716 - Prop White Fems 16+ in Civ Labor Force
 - CST90717 - Prop Black Fems 16+ in Civ Labor Force
 - TST90717 - Prop Black Fems 16+ in Civ Labor Force
 - BST90717 - Prop Black Fems 16+ in Civ Labor Force
 - CST90718 - Prop A/PI Fems 16+ in Civ Labor Force
 - TST90718 - Prop A/PI Fems 16+ in Civ Labor Force
 - BST90718 - Prop A/PI Fems 16+ in Civ Labor Force
 - CST90719 - Prop Other Fems 16+ in Civ Labor Force
 - TST90719 - Prop Other Fems 16+ in Civ Labor Force
 - BST90719 - Prop Other Fems 16+ in Civ Labor Force
 - CST90720 - Prop Hisp Fems 16+ in Civ Labor Force
 - TST90720 - Prop Hisp Fems 16+ in Civ Labor Force
 - BST90720 - Prop Hisp Fems 16+ in Civ Labor Force
 - CST90721 - Prop Fems 16+, Wrkd in 1989

-
- TST90721 - Prop Fems 16+, Wrkd in 1989
 - BST90721 - Prop Fems 16+, Wrkd in 1989
 - CST90722 - Prop Fems 16+, Wrkd 48Wks - 35+ Hrs/Wk
 - TST90722 - Prop Fems 16+, Wrkd 48Wks - 35+ Hrs/Wk
 - BST90722 - Prop Fems 16+, Wrkd 48Wks - 35+ Hrs/Wk
 - CST90723 - Prop Fems 16+, Wrkd 48Wks - 15-34 Hrs/Wk
 - TST90723 - Prop Fems 16+, Wrkd 48Wks - 15-34 Hrs/Wk
 - BST90723 - Prop Fems 16+, Wrkd 48Wks - 15-34 Hrs/Wk
 - CST90724 - Wrk Fems, Prop Wrked 48Wks 35+ Hrs/Wk
 - TST90724 - Wrk Fems, Prop Wrked 48Wks 35+ Hrs/Wk
 - BST90724 - Wrk Fems, Prop Wrked 48Wks 35+ Hrs/Wk
 - CST90725 - Wrk Fems, Prop Wrked 48Wks 15-34 Hrs/Wk
 - TST90725 - Wrk Fems, Prop Wrked 48Wks 15-34 Hrs/Wk
 - BST90725 - Wrk Fems, Prop Wrked 48Wks 15-34 Hrs/Wk
 - CST90726 - Prop Fems W/Chld <6 in Labor Force
 - TST90726 - Prop Fems W/Chld <6 in Labor Force
 - BST90726 - Prop Fems W/Chld <6 in Labor Force
 - CST90727 - Prop Fems W/Chld 6-17 in Labor Force
 - TST90727 - Prop Fems W/Chld 6-17 in Labor Force
 - BST90727 - Prop Fems W/Chld 6-17 in Labor Force
 - CST90728 - Prop Fems W/Chld <6 & 6-17 in Labor Forc
 - TST90728 - Prop Fems W/Chld <6 & 6-17 in Labor Forc
 - BST90728 - Prop Fems W/Chld <6 & 6-17 in Labor Forc
 - CST90729 - Prop Fems W/Chld <18 in Labor Force
 - TST90729 - Prop Fems W/Chld <18 in Labor Force
 - BST90729 - Prop Fems W/Chld <18 in Labor Force
 - CST90730 - Prop Fems W/O Chld <18 in Labor Force
 - TST90730 - Prop Fems W/O Chld <18 in Labor Force
 - BST90730 - Prop Fems W/O Chld <18 in Labor Force
 - CST90731 - Female Labor Force Opportunity Index
 - CST90732 - Prop Males 16+ in Civilian Labor Force
 - TST90732 - Prop Males 16+ in Civilian Labor Force
 - BST90732 - Prop Males 16+ in Civilian Labor Force
 - CST90733 - Prop White Males 16+ in Civ Labor Force
 - TST90733 - Prop White Males 16+ in Civ Labor Force
 - BST90733 - Prop White Males 16+ in Civ Labor Force
 - CST90734 - Prop Black Males 16+ in Civ Labor Force
 - TST90734 - Prop Black Males 16+ in Civ Labor Force
 - BST90734 - Prop Black Males 16+ in Civ Labor Force
 - CST90735 - Prop As/PI Males 16+ in Civ Labor Force
 - TST90735 - Prop As/PI Males 16+ in Civ Labor Force
 - BST90735 - Prop As/PI Males 16+ in Civ Labor Force
 - CST90736 - Prop Other Males 16+ in Civ Labor Force
 - TST90736 - Prop Other Males 16+ in Civ Labor Force

-
- BST90736 - Prop Other Males 16+ in Civ Labor Force
 - CST90737 - Prop Hisp Males 16+ in Civ Labor Force
 - TST90737 - Prop Hisp Males 16+ in Civ Labor Force
 - BST90737 - Prop Hisp Males 16+ in Civ Labor Force
 - CST90738 - Prop Males 16+, Wrkd in 1989
 - TST90738 - Prop Males 16+, Wrkd in 1989
 - BST90738 - Prop Males 16+, Wrkd in 1989
 - CST90739 - Prop Males 16+, Wrkd 48Wks 35 + Hrs/Wk
 - TST90739 - Prop Males 16+, Wrkd 48Wks 35 + Hrs/Wk
 - BST90739 - Prop Males 16+, Wrkd 48Wks 35 + Hrs/Wk
 - CST90740 - Wrk Males, Prop Wrkd 48Wks 35 + Hrs/Wk
 - TST90740 - Wrk Males, Prop Wrkd 48Wks 35 + Hrs/Wk
 - BST90740 - Wrk Males, Prop Wrkd 48Wks 35 + Hrs/Wk
 - CST90741 - Prop of Labor Force in Armed Forces
 - TST90741 - Prop of Labor Force in Armed Forces
 - BST90741 - Prop of Labor Force in Armed Forces
 - CST90742 - Prop Males in Labor Force in ArmForces
 - TST90742 - Prop Males in Labor Force in ArmForces
 - BST90742 - Prop Males in Labor Force in ArmForces
 - CST90743 - Prop Fems in Labor Force in ArmForces
 - TST90743 - Prop Fems in Labor Force in ArmForces
 - BST90743 - Prop Fems in Labor Force in ArmForces
 - CST90744 - Prop Wh Males in LabForce in ArmForces
 - TST90744 - Prop Wh Males in LabForce in ArmForces
 - BST90744 - Prop Wh Males in LabForce in ArmForces
 - CST90745 - Prop Wh Fems in LabForce in ArmForces
 - TST90745 - Prop Wh Fems in LabForce in ArmForces
 - BST90745 - Prop Wh Fems in LabForce in ArmForces
 - CST90746 - Prop BI Males in LabForce in ArmForces
 - TST90746 - Prop BI Males in LabForce in ArmForces
 - BST90746 - Prop BI Males in LabForce in ArmForces
 - CST90747 - Prop BI Fems in LabForce in ArmForces
 - TST90747 - Prop BI Fems in LabForce in ArmForces
 - BST90747 - Prop BI Fems in LabForce in ArmForces
 - CST90748 - Prop A/PI Males in LabForce in ArmForces
 - TST90748 - Prop A/PI Males in LabForce in ArmForces
 - BST90748 - Prop A/PI Males in LabForce in ArmForces
 - CST90749 - Prop A/PI Fems in LabForce in ArmForces
 - TST90749 - Prop A/PI Fems in LabForce in ArmForces
 - BST90749 - Prop A/PI Fems in LabForce in ArmForces
 - CST90750 - Prop Oth Males in LabForce in ArmForces
 - TST90750 - Prop Oth Males in LabForce in ArmForces
 - BST90750 - Prop Oth Males in LabForce in ArmForces
 - CST90751 - Prop Oth Fems in LabForce in ArmForces

-
- TST90751 - Prop Oth Fems in LabForce in ArmForces
 - BST90751 - Prop Oth Fems in LabForce in ArmForces
 - CST90752 - Prop H Males in LabForce in ArmForces
 - TST90752 - Prop H Males in LabForce in ArmForces
 - BST90752 - Prop H Males in LabForce in ArmForces
 - CST90753 - Prop H Fems in LabForce in ArmForces
 - TST90753 - Prop H Fems in LabForce in ArmForces
 - BST90753 - Prop H Fems in LabForce in ArmForces
 - CST90754 - Unemployment Rate - Total
 - TST90754 - Unemployment Rate - Total
 - BST90754 - Unemployment Rate - Total
 - CST90755 - Unemployment Rate - Males
 - TST90755 - Unemployment Rate - Males
 - BST90755 - Unemployment Rate - Males
 - CST90756 - Unemployment Rate - Females
 - TST90756 - Unemployment Rate - Females
 - BST90756 - Unemployment Rate - Females
 - CST90757 - Unemployment Rate - Whites
 - TST90757 - Unemployment Rate - Whites
 - BST90757 - Unemployment Rate - Whites
 - CST90758 - Unemployment Rate - Blacks
 - TST90758 - Unemployment Rate - Blacks
 - BST90758 - Unemployment Rate - Blacks
 - CST90759 - Unemployment Rate - Asian/Pac Isl
 - TST90759 - Unemployment Rate - Asian/Pac Isl
 - BST90759 - Unemployment Rate - Asian/Pac Isl
 - CST90760 - Unemployment Rate - Others
 - TST90760 - Unemployment Rate - Others
 - BST90760 - Unemployment Rate - Others
 - CST90761 - Unemployment Rate - White Males
 - TST90761 - Unemployment Rate - White Males
 - BST90761 - Unemployment Rate - White Males
 - CST90762 - Unemployment Rate - White Females
 - TST90762 - Unemployment Rate - White Females
 - BST90762 - Unemployment Rate - White Females
 - CST90763 - Unemployment Rate - Black Males
 - TST90763 - Unemployment Rate - Black Males
 - BST90763 - Unemployment Rate - Black Males
 - CST90764 - Unemployment Rate - Black Females
 - TST90764 - Unemployment Rate - Black Females
 - BST90764 - Unemployment Rate - Black Females
 - CST90765 - Unemployment Rate - Asian/Pac Isl Males
 - TST90765 - Unemployment Rate - Asian/Pac Isl Males
 - BST90765 - Unemployment Rate - Asian/Pac Isl Males

-
- CST90766 - Unemployment Rate - Asian/Pac Isl Fems
 - TST90766 - Unemployment Rate - Asian/Pac Isl Fems
 - BST90766 - Unemployment Rate - Asian/Pac Isl Fems
 - CST90767 - Unemployment Rate - Other Males
 - TST90767 - Unemployment Rate - Other Males
 - BST90767 - Unemployment Rate - Other Males
 - CST90768 - Unemployment Rate - Other Females
 - TST90768 - Unemployment Rate - Other Females
 - BST90768 - Unemployment Rate - Other Females
 - CST90769 - Unemployment Rate - Hispanics
 - TST90769 - Unemployment Rate - Hispanics
 - BST90769 - Unemployment Rate - Hispanics
 - CST90770 - Unemployment Rate - Hispanic Males
 - TST90770 - Unemployment Rate - Hispanic Males
 - BST90770 - Unemployment Rate - Hispanic Males
 - CST90771 - Unemployment Rate - Hispanic Females
 - TST90771 - Unemployment Rate - Hispanic Females
 - BST90771 - Unemployment Rate - Hispanic Females
 - CST90772 - Unempl Rate 16-19 Yrs - Total
 - TST90772 - Unempl Rate 16-19 Yrs - Total
 - BST90772 - Unempl Rate 16-19 Yrs - Total
 - CST90773 - Unempl Rate 16-19 Yrs - Whites
 - TST90773 - Unempl Rate 16-19 Yrs - Whites
 - BST90773 - Unempl Rate 16-19 Yrs - Whites
 - CST90774 - Unempl Rate 16-19 Yrs - Blacks
 - TST90774 - Unempl Rate 16-19 Yrs - Blacks
 - BST90774 - Unempl Rate 16-19 Yrs - Blacks
 - CST90775 - Unempl Rate 16-19 Yrs - Asian/Pac Isl
 - TST90775 - Unempl Rate 16-19 Yrs - Asian/Pac Isl
 - BST90775 - Unempl Rate 16-19 Yrs - Asian/Pac Isl
 - CST90776 - Unempl Rate 16-19 Yrs - Other
 - TST90776 - Unempl Rate 16-19 Yrs - Other
 - BST90776 - Unempl Rate 16-19 Yrs - Other
 - CST90777 - Unempl Rate 16-19 Yrs - Hispanic
 - TST90777 - Unempl Rate 16-19 Yrs - Hispanic
 - BST90777 - Unempl Rate 16-19 Yrs - Hispanic
 - CST90778 - Unempl Rate 16-19 Yrs, NoGrad - Total
 - TST90778 - Unempl Rate 16-19 Yrs, NoGrad - Total
 - BST90778 - Unempl Rate 16-19 Yrs, NoGrad - Total
 - CST90779 - Unempl Rate 16-19 Yrs, NoGrad - Whites
 - TST90779 - Unempl Rate 16-19 Yrs, NoGrad - Whites
 - BST90779 - Unempl Rate 16-19 Yrs, NoGrad - Whites
 - CST90780 - Unempl Rate 16-19 Yrs, NoGrad - Blacks
 - TST90780 - Unempl Rate 16-19 Yrs, NoGrad - Blacks

-
- BST90780 - Unempl Rate 16-19 Yrs, NoGrad - Blacks
 - CST90781 - Unempl Rate 16-19 Yrs, NoGrad - As/PI
 - TST90781 - Unempl Rate 16-19 Yrs, NoGrad - As/PI
 - BST90781 - Unempl Rate 16-19 Yrs, NoGrad - As/PI
 - CST90782 - Unempl Rate 16-19 Yrs, NoGrad - Other
 - TST90782 - Unempl Rate 16-19 Yrs, NoGrad - Other
 - BST90782 - Unempl Rate 16-19 Yrs, NoGrad - Other
 - CST90783 - Unempl Rate 16-19 Yrs, NoGrad - Hispanic
 - TST90783 - Unempl Rate 16-19 Yrs, NoGrad - Hispanic
 - BST90783 - Unempl Rate 16-19 Yrs, NoGrad - Hispanic
 - CST90784 - Prop Empl in Ag/Forstry/Fisheries/Mining
 - TST90784 - Prop Empl in Ag/Forstry/Fisheries/Mining
 - BST90784 - Prop Empl in Ag/Forstry/Fisheries/Mining
 - CST90785 - Prop Empl in Construction
 - TST90785 - Prop Empl in Construction
 - BST90785 - Prop Empl in Construction
 - CST90786 - Prop Empl in Manufacturing
 - TST90786 - Prop Empl in Manufacturing
 - BST90786 - Prop Empl in Manufacturing
 - CST90787 - Prop Empl in Trans/Comm/Utilities
 - TST90787 - Prop Empl in Trans/Comm/Utilities
 - BST90787 - Prop Empl in Trans/Comm/Utilities
 - CST90788 - Prop Empl in Wholesale Trade
 - TST90788 - Prop Empl in Wholesale Trade
 - BST90788 - Prop Empl in Wholesale Trade
 - CST90789 - Prop Empl in Retail Trade
 - TST90789 - Prop Empl in Retail Trade
 - BST90789 - Prop Empl in Retail Trade
 - CST90790 - Prop Empl in Finance/Insur/Real Estate
 - TST90790 - Prop Empl in Finance/Insur/Real Estate
 - BST90790 - Prop Empl in Finance/Insur/Real Estate
 - CST90791 - Prop Empl in Business & Repair Services
 - TST90791 - Prop Empl in Business & Repair Services
 - BST90791 - Prop Empl in Business & Repair Services
 - CST90792 - Prop Empl in Pers/Entertn/Rec Services
 - TST90792 - Prop Empl in Pers/Entertn/Rec Services
 - BST90792 - Prop Empl in Pers/Entertn/Rec Services
 - CST90793 - Prop Empl in Prof & Related Services
 - TST90793 - Prop Empl in Prof & Related Services
 - BST90793 - Prop Empl in Prof & Related Services
 - CST90794 - Prop Empl in Public Admin
 - TST90794 - Prop Empl in Public Admin
 - BST90794 - Prop Empl in Public Admin
 - CST90795 - Prop Empl in Managerial & Prof Spec Occs

-
- TST90795 - Prop Empl in Managerial & Prof Spec Occs
 - BST90795 - Prop Empl in Managerial & Prof Spec Occs
 - CST90796 - Prop Empl in Tech/Sales/AdminSup Occs
 - TST90796 - Prop Empl in Tech/Sales/AdminSup Occs
 - BST90796 - Prop Empl in Tech/Sales/AdminSup Occs
 - CST90797 - Prop Empl in Service Occs
 - TST90797 - Prop Empl in Service Occs
 - BST90797 - Prop Empl in Service Occs
 - CST90798 - Prop Empl in Farm/Forstry/Fishing Occs
 - TST90798 - Prop Empl in Farm/Forstry/Fishing Occs
 - BST90798 - Prop Empl in Farm/Forstry/Fishing Occs
 - CST90799 - Prop Empl in Prec Prod/Craft/Repair Occs
 - TST90799 - Prop Empl in Prec Prod/Craft/Repair Occs
 - BST90799 - Prop Empl in Prec Prod/Craft/Repair Occs
 - CST90800 - Prop Empl in Oper/Fab/Laborer Occs
 - TST90800 - Prop Empl in Oper/Fab/Laborer Occs
 - BST90800 - Prop Empl in Oper/Fab/Laborer Occs
 - CST90801 - Housing Units, Total (Abs #)
 - TST90801 - Housing Units, Total (Abs #)
 - BST90801 - Housing Units, Total (Abs #)
 - CST90802 - Prop Housing Units Vacant
 - TST90802 - Prop Housing Units Vacant
 - BST90802 - Prop Housing Units Vacant
 - CST90803 - Prop Occ H Units that are Owner-Occ
 - TST90803 - Prop Occ H Units that are Owner-Occ
 - BST90803 - Prop Occ H Units that are Owner-Occ
 - CST90804 - Prop Wh Occ H Units that are Owner-Occ
 - TST90804 - Prop Wh Occ H Units that are Owner-Occ
 - BST90804 - Prop Wh Occ H Units that are Owner-Occ
 - CST90805 - Prop BI Occ H Units that are Owner-Occ
 - TST90805 - Prop BI Occ H Units that are Owner-Occ
 - BST90805 - Prop BI Occ H Units that are Owner-Occ
 - CST90806 - Prop A/PI Occ H Units that are Owner-Occ
 - TST90806 - Prop A/PI Occ H Units that are Owner-Occ
 - BST90806 - Prop A/PI Occ H Units that are Owner-Occ
 - CST90807 - Prop Oth Occ H Units that are Owner-Occ
 - TST90807 - Prop Oth Occ H Units that are Owner-Occ
 - BST90807 - Prop Oth Occ H Units that are Owner-Occ
 - CST90808 - Prop H Occ H Units that are Owner-Occ
 - TST90808 - Prop H Occ H Units that are Owner-Occ
 - BST90808 - Prop H Occ H Units that are Owner-Occ
 - CST90809 - Prop H Units Built 1985-March 1990
 - TST90809 - Prop H Units Built 1985-March 1990
 - BST90809 - Prop H Units Built 1985-March 1990

-
- CST90810 - Prop Own-Occ H Units Built 1985-1990
 - TST90810 - Prop Own-Occ H Units Built 1985-1990
 - BST90810 - Prop Own-Occ H Units Built 1985-1990
 - CST90811 - Prop Rnt-Occ H Units Built 1985-1990
 - TST90811 - Prop Rnt-Occ H Units Built 1985-1990
 - BST90811 - Prop Rnt-Occ H Units Built 1985-1990
 - CST90812 - Median Year Housing Units Built
 - TST90812 - Median Year Housing Units Built
 - BST90812 - Median Year Housing Units Built
 - CST90813 - Prop Occ H Units Moved Into 1985-1990
 - TST90813 - Prop Occ H Units Moved Into 1985-1990
 - BST90813 - Prop Occ H Units Moved Into 1985-1990
 - CST90814 - Prop Owner-Occ H Units Moved Into 85-90
 - TST90814 - Prop Owner-Occ H Units Moved Into 85-90
 - BST90814 - Prop Owner-Occ H Units Moved Into 85-90
 - CST90815 - Prop Rntr-Occ H Units Moved Into 85-90
 - TST90815 - Prop Rntr-Occ H Units Moved Into 85-90
 - BST90815 - Prop Rntr-Occ H Units Moved Into 85-90
 - CST90816 - Median Gross Rent of Renter-Occ H Units
 - TST90816 - Median Gross Rent of Renter-Occ H Units
 - BST90816 - Median Gross Rent of Renter-Occ H Units
 - CST90817 - Med Gross Rent of White Rntr-Occ H Units
 - TST90817 - Med Gross Rent of White Rntr-Occ H Units
 - BST90817 - Med Gross Rent of White Rntr-Occ H Units
 - CST90818 - Med Gross Rent of Black Rntr-Occ H Units
 - TST90818 - Med Gross Rent of Black Rntr-Occ H Units
 - BST90818 - Med Gross Rent of Black Rntr-Occ H Units
 - CST90819 - Med Gross Rent of As/PI Rntr-Occ H Units
 - TST90819 - Med Gross Rent of As/PI Rntr-Occ H Units
 - BST90819 - Med Gross Rent of As/PI Rntr-Occ H Units
 - CST90820 - Med Gross Rent of Other Rntr-Occ H Units
 - TST90820 - Med Gross Rent of Other Rntr-Occ H Units
 - BST90820 - Med Gross Rent of Other Rntr-Occ H Units
 - CST90821 - Med Gross Rent of Hisp Rntr-Occ H Units
 - TST90821 - Med Gross Rent of Hisp Rntr-Occ H Units
 - BST90821 - Med Gross Rent of Hisp Rntr-Occ H Units
 - CST90822 - Std Dev in Gross Rent
 - TST90822 - Std Dev in Gross Rent
 - BST90822 - Std Dev in Gross Rent
 - CST90823 - Std Dev in Gross Rent for Whites
 - TST90823 - Std Dev in Gross Rent for Whites
 - BST90823 - Std Dev in Gross Rent for Whites
 - CST90824 - Std Dev in Gross Rent for Blacks
 - TST90824 - Std Dev in Gross Rent for Blacks

-
- BST90824 - Std Dev in Gross Rent for Blacks
 - CST90825 - Std Dev in Gross Rent for Asian/PI
 - TST90825 - Std Dev in Gross Rent for Asian/PI
 - BST90825 - Std Dev in Gross Rent for Asian/PI
 - CST90826 - Std Dev in Gross Rent for Others
 - TST90826 - Std Dev in Gross Rent for Others
 - BST90826 - Std Dev in Gross Rent for Others
 - CST90827 - Std Dev in Gross Rent for Hispanics
 - TST90827 - Std Dev in Gross Rent for Hispanics
 - BST90827 - Std Dev in Gross Rent for Hispanics
 - CST90828 - Median G Rent of Rnt-Occ HU as % HH Inc
 - TST90828 - Median G Rent of Rnt-Occ HU as % HH Inc
 - BST90828 - Median G Rent of Rnt-Occ HU as % HH Inc
 - CST90829 - Median Value of Owner-Occ Housing Units
 - TST90829 - Median Value of Owner-Occ Housing Units
 - BST90829 - Median Value of Owner-Occ Housing Units
 - CST90830 - Std Dev in Housing Value
 - TST90830 - Std Dev in Housing Value
 - BST90830 - Std Dev in Housing Value
 - CST90831 - Median Mo Owner Occ Cost, W/ Mortgage
 - TST90831 - Median Mo Owner Occ Cost, W/ Mortgage
 - BST90831 - Median Mo Owner Occ Cost, W/ Mortgage
 - CST90832 - Med Mo White Owner Occ Cost, W/ Mortgage
 - TST90832 - Med Mo White Owner Occ Cost, W/ Mortgage
 - BST90832 - Med Mo White Owner Occ Cost, W/ Mortgage
 - CST90833 - Med Mo Black Owner Occ Cost, W/ Mortgage
 - TST90833 - Med Mo Black Owner Occ Cost, W/ Mortgage
 - BST90833 - Med Mo Black Owner Occ Cost, W/ Mortgage
 - CST90834 - Med Mo As/PI Owner Occ Cost, W/ Mortgage
 - TST90834 - Med Mo As/PI Owner Occ Cost, W/ Mortgage
 - BST90834 - Med Mo As/PI Owner Occ Cost, W/ Mortgage
 - CST90835 - Med Mo Other Owner Occ Cost, W/ Mortgage
 - TST90835 - Med Mo Other Owner Occ Cost, W/ Mortgage
 - BST90835 - Med Mo Other Owner Occ Cost, W/ Mortgage
 - CST90836 - Med Mo Hisp Owner Occ Cost, W/ Mortgage
 - TST90836 - Med Mo Hisp Owner Occ Cost, W/ Mortgage
 - BST90836 - Med Mo Hisp Owner Occ Cost, W/ Mortgage
 - CST90837 - Median Mo Owner Occ Cost, Not-Mortg
 - TST90837 - Median Mo Owner Occ Cost, Not-Mortg
 - BST90837 - Median Mo Owner Occ Cost, Not-Mortg
 - CST90838 - Med Mo White Owner Occ Cost, Not-Mortg
 - TST90838 - Med Mo White Owner Occ Cost, Not-Mortg
 - BST90838 - Med Mo White Owner Occ Cost, Not-Mortg
 - CST90839 - Med Mo Black Owner Occ Cost, Not-Mortg

- TST90839 - Med Mo Black Owner Occ Cost, Not-Mortg
- BST90839 - Med Mo Black Owner Occ Cost, Not-Mortg
- CST90840 - Med Mo As/PI Owner Occ Cost, Not-Mortg
- TST90840 - Med Mo As/PI Owner Occ Cost, Not-Mortg
- BST90840 - Med Mo As/PI Owner Occ Cost, Not-Mortg
- CST90841 - Med Mo Other Owner Occ Cost, Not-Mortg
- TST90841 - Med Mo Other Owner Occ Cost, Not-Mortg
- BST90841 - Med Mo Other Owner Occ Cost, Not-Mortg
- CST90842 - Med Mo Hisp Owner Occ Cost, Not-Mortg
- TST90842 - Med Mo Hisp Owner Occ Cost, Not-Mortg
- BST90842 - Med Mo Hisp Owner Occ Cost, Not-Mortg
- CST90843 - Std Dev in Mo Owner Cost, W/ Mortg
- TST90843 - Std Dev in Mo Owner Cost, W/ Mortg
- BST90843 - Std Dev in Mo Owner Cost, W/ Mortg
- CST90844 - Std Dev in Mo Wh Owner Cost, W/ Mortg
- TST90844 - Std Dev in Mo Wh Owner Cost, W/ Mortg
- BST90844 - Std Dev in Mo Wh Owner Cost, W/ Mortg
- CST90845 - Std Dev in Mo Bl Owner Cost, W/ Mortg
- TST90845 - Std Dev in Mo Bl Owner Cost, W/ Mortg
- BST90845 - Std Dev in Mo Bl Owner Cost, W/ Mortg
- CST90846 - Std Dev in Mo A/PI Owner Cost, W/ Mortg
- TST90846 - Std Dev in Mo A/PI Owner Cost, W/ Mortg
- BST90846 - Std Dev in Mo A/PI Owner Cost, W/ Mortg
- CST90847 - Std Dev in Mo Oth Owner Cost, W/ Mortg
- TST90847 - Std Dev in Mo Oth Owner Cost, W/ Mortg
- BST90847 - Std Dev in Mo Oth Owner Cost, W/ Mortg
- CST90848 - Std Dev in Mo H Owner Cost, W/ Mortg
- TST90848 - Std Dev in Mo H Owner Cost, W/ Mortg
- BST90848 - Std Dev in Mo H Owner Cost, W/ Mortg
- CST90849 - Std Dev in Mo Owner Cost, Not-Mortg
- TST90849 - Std Dev in Mo Owner Cost, Not-Mortg
- BST90849 - Std Dev in Mo Owner Cost, Not-Mortg
- CST90850 - Std Dev in Mo Wh Owner Cost, Not-Mortg
- TST90850 - Std Dev in Mo Wh Owner Cost, Not-Mortg
- BST90850 - Std Dev in Mo Wh Owner Cost, Not-Mortg
- CST90851 - Std Dev in Mo Bl Owner Cost, Not-Mortg
- TST90851 - Std Dev in Mo Bl Owner Cost, Not-Mortg
- BST90851 - Std Dev in Mo Bl Owner Cost, Not-Mortg
- CST90852 - Std Dev in Mo A/PI Owner Cost, Not-Mortg
- TST90852 - Std Dev in Mo A/PI Owner Cost, Not-Mortg
- BST90852 - Std Dev in Mo A/PI Owner Cost, Not-Mortg
- CST90853 - Std Dev in Mo Oth Owner Cost, Not-Mortg
- TST90853 - Std Dev in Mo Oth Owner Cost, Not-Mortg
- BST90853 - Std Dev in Mo Oth Owner Cost, Not-Mortg

- CST90854 - Std Dev in Mo H Owner Cost, Not-Mortg
- TST90854 - Std Dev in Mo H Owner Cost, Not-Mortg
- BST90854 - Std Dev in Mo H Owner Cost, Not-Mortg
- CST90855 - Med Mortgaged Mo Owner Cost Per HH Inc
- TST90855 - Med Mortgaged Mo Owner Cost Per HH Inc
- BST90855 - Med Mortgaged Mo Owner Cost Per HH Inc
- CST90856 - Med Non-Mortg Mo Owner Cost Per HH Inc
- TST90856 - Med Non-Mortg Mo Owner Cost Per HH Inc
- BST90856 - Med Non-Mortg Mo Owner Cost Per HH Inc
- CST90857 - Prop Occ H Units W/O Complete Plumbing
- TST90857 - Prop Occ H Units W/O Complete Plumbing
- BST90857 - Prop Occ H Units W/O Complete Plumbing
- CST90858 - Prop Wh Occ H Units W/O Compl Plumbing
- TST90858 - Prop Wh Occ H Units W/O Compl Plumbing
- BST90858 - Prop Wh Occ H Units W/O Compl Plumbing
- CST90859 - Prop Bl Occ H Units W/O Compl Plumbing
- TST90859 - Prop Bl Occ H Units W/O Compl Plumbing
- BST90859 - Prop Bl Occ H Units W/O Compl Plumbing
- CST90860 - Prop As/Pl Occ H Units W/O Compl Plumbng
- TST90860 - Prop As/Pl Occ H Units W/O Compl Plumbng
- BST90860 - Prop As/Pl Occ H Units W/O Compl Plumbng
- CST90861 - Prop Oth Occ H Units W/O Compl Plumbing
- TST90861 - Prop Oth Occ H Units W/O Compl Plumbing
- BST90861 - Prop Oth Occ H Units W/O Compl Plumbing
- CST90862 - Prop H Occ H Units W/O Complete Plumbing
- TST90862 - Prop H Occ H Units W/O Complete Plumbing
- BST90862 - Prop H Occ H Units W/O Complete Plumbing
- CST90863 - Prop Owner-Occ H Units W/O All Plumbing
- TST90863 - Prop Owner-Occ H Units W/O All Plumbing
- BST90863 - Prop Owner-Occ H Units W/O All Plumbing
- CST90864 - Prop Rntr-Occ H Units W/O All Plumbing
- TST90864 - Prop Rntr-Occ H Units W/O All Plumbing
- BST90864 - Prop Rntr-Occ H Units W/O All Plumbing
- CST90865 - Prop H Units W/O Complete Kitchen Facil
- TST90865 - Prop H Units W/O Complete Kitchen Facil
- BST90865 - Prop H Units W/O Complete Kitchen Facil
- CST90866 - Prop Owner-Occ H Units W/ Telephone
- TST90866 - Prop Owner-Occ H Units W/ Telephone
- BST90866 - Prop Owner-Occ H Units W/ Telephone
- CST90867 - Prop Rntr-Occ H Units W/ Telephone
- TST90867 - Prop Rntr-Occ H Units W/ Telephone
- BST90867 - Prop Rntr-Occ H Units W/ Telephone
- CSD90868 - Prop School Aged Chldrn At-Risk
- CSD90869 - Prop Pre-School Aged Chldrn At-Risk

-
- CAR93870 - Total Phys-PC Per 100,000
 - CAR90870 - Total Phys-PC Per 100,000
 - CAR93871 - Office-based Phys-PC Per 100,000
 - CAR90871 - Office-based Phys-PC Per 100,000
 - CAR93872 - Gen and Fam Practice Phys-PC Per 100,000
 - CAR90872 - Gen and Fam Practice Phys-PC Per 100,000
 - CAR93873 - OB Gen and Fam Pract Phys-PC Per 100,000
 - CAR90873 - OB Gen and Fam Pract Phys-PC Per 100,000
 - CAR93874 - Med Spec Phys-PC Per 100,000
 - CAR90874 - Med Spec Phys-PC Per 100,000
 - CAR93875 - OB Med Spec Phys-PC Per 100,000
 - CAR90875 - OB Med Spec Phys-PC Per 100,000
 - CAR93876 - Pediatric Spec Phys-PC Per 100,000
 - CAR90876 - Pediatric Spec Phys-PC Per 100,000
 - CAR93877 - OB Pediatric Spec Phys-PC Per 100,000
 - CAR90877 - OB Pediatric Spec Phys-PC Per 100,000
 - CAR90878 - Pediatric Spec Phys-PC Per 100,000 <17
 - CAR90879 - OB Ped Spec Phys-PC Per 100,000 <17
 - CAR93880 - Ob-Gyn Spec Phys-PC Per 100,000
 - CAR90880 - Ob-Gyn Spec Phys-PC Per 100,000
 - CAR93881 - OB Ob-Gyn Spec Phys-PC Per 100,000
 - CAR90881 - OB Ob-Gyn Spec Phys-PC Per 100,000
 - CAR93882 - Ob-Gyn Spec Phys-PC Per 100,000 W 15-44
 - CAR90882 - Ob-Gyn Spec Phys-PC Per 100,000 W 15-44
 - CAR93883 - OB Ob-Gyn Sp Phys-PC Per 100,000 W 15-44
 - CAR90883 - OB Ob-Gyn Sp Phys-PC Per 100,000 W 15-44
 - CAR93884 - Orthop Spec Phys-PC Per 100,000
 - CAR90884 - Orthop Spec Phys-PC Per 100,000
 - CAR93885 - OB Orthop Spec Phys-PC Per 100,000
 - CAR90885 - OB Orthop Spec Phys-PC Per 100,000
 - CAR93886 - Child Psych Spec Phys-PC Per 100,000
 - CAR90886 - Child Psych Spec Phys-PC Per 100,000
 - CAR93887 - OB Child Psych Spec Phys-PC Per 100,000
 - CAR90887 - OB Child Psych Spec Phys-PC Per 100,000
 - CAR90888 - Child Psych Spec Phys-PC Per 100,000 <17
 - CAR90889 - OB Chld Psych Sp Phys-PC Per 100,000 <17
 - CAR93890 - Psychiatry Spec Phys-PC Per 100,000
 - CAR90890 - Psychiatry Spec Phys-PC Per 100,000
 - CAR93891 - OB Psychiatry Spec Phys-PC Per 100,000
 - CAR90891 - OB Psychiatry Spec Phys-PC Per 100,000
 - CAR93892 - Emergency Med Spec Phys-PC Per 100,000
 - CAR90892 - Emergency Med Spec Phys-PC Per 100,000
 - CAR93893 - OB Emerg Med Spec Phys-PC Per 100,000
 - CAR90893 - OB Emerg Med Spec Phys-PC Per 100,000

- CAR93894 - Phys Med/Rehab Spec Phys-PC Per 100,000
- CAR90894 - Phys Med/Rehab Spec Phys-PC Per 100,000
- CAR93895 - OB Phys Med/Rehab Sp Phys-PC Per 100,000
- CAR90895 - OB Phys Med/Rehab Sp Phys-PC Per 100,000
- CAR93896 - Gen Prev Med Spec Phys-PC Per 100,000
- CAR90896 - Gen Prev Med Spec Phys-PC Per 100,000
- CAR93897 - OB Gen Prev Med Spec Phys-PC Per 100,000
- CAR90897 - OB Gen Prev Med Spec Phys-PC Per 100,000
- CAR93898 - Gen Pub Health Spec Phys-PC Per 100,000
- CAR90898 - Gen Pub Health Spec Phys-PC Per 100,000
- CAR93899 - OB Pub Health Spec Phys-PC Per 100,000
- CAR90899 - OB Pub Health Spec Phys-PC Per 100,000
- CAR89900 - D.O.'s Active Per 100,000
- CAR89901 - Gen Practice D.O.'s Active Per 100,000
- CAR89902 - Pediatric D.O.'s Active Per 100,000
- CAR89903 - Pediatric D.O.'s Active Per 100,000 <17
- CAR89904 - Ob-Gyn D.O.'s Active Per 100,000
- CAR89905 - Ob-Gyn D.O.'s Active Per 100,000 W 15-44
- CAR90906 - Dentists Per 100,000
- CAR90907 - Dental Hygienists Per 100,000
- CAR90908 - Dental Assistants Per 100,000
- CAR90909 - Registered Nurses Per 100,000
- CAR90910 - Licensed Practical Nurses Per 100,000
- CAR90911 - Physicians Assistants Per 100,000
- CAR90912 - Health Aides Per 100,000
- CAR90913 - Health Diagnostic Pract Per 100,000
- CAR90914 - Physical Therapists Per 100,000
- CAR90915 - Pharmacists Per 100,000
- CAR95916 - HPSA Code-PC (1=Whole, 2=Part County)
- CAR93916 - HPSA Code-PC (1=Whole, 2=Part County)
- CAR91916 - HPSA Code-PC (1=Whole, 2=Part County)
- CAR89917 - HMSA Code-PC (1=Whole, 2=Part County)
- CAR92918 - Hospitals Per 100,000
- CAR90918 - Hospitals Per 100,000
- CAR92919 - Short Term Gen Hospitals Per 100,000
- CAR90919 - Short Term Gen Hospitals Per 100,000
- CAR92920 - Hospital Beds Per 100,000
- CAR90920 - Hospital Beds Per 100,000
- CAR92921 - ST Gen Hospital Beds Per 100,000
- CAR90921 - ST Gen Hospital Beds Per 100,000
- CAR92922 - # Hosp W/Alc/Drug Abuse OP Per 100,000
- CAR92923 - # Hosp W/AIDS/ARC OP Per 100,000
- CAR92924 - # Hosp W/AIDS/ARC Unit Per 100,000
- CAR92925 - # H W/Comm Hlth Promtn Per 100,000

-
- CAR92926 - # Hosp W/Fertl Counsel Per 100,000
 - CAR92927 - # Hosp W/Fert Cnsl Per 100,000 W 15-44
 - CAR92928 - # Hosp W/Repr Serv Per 100,000
 - CAR92929 - # Hosp W/Repr Serv Per 100,000 W 15-44
 - CAR92930 - # Hosp W/Sterilization Per 100,000
 - CAR92931 - # Hosp W/Steril Per 100,000 15-44
 - CAR92932 - # Hosp W/Fitness Center Per 100,000
 - CAR92933 - # Hosp W/Women Hlth Ctr Per 100,000
 - CAR92934 - # Hosp W/Wom Hlth Ctr Per 100,000 W 15+
 - CAR92935 - # Hosp W/Recr Therapy Per 100,000
 - CAR92936 - # Hosp W/Cert Trauma Cntr Per 100,000
 - CAR92937 - # Hosp W/Emergency Dept Per 100,000
 - CAR92938 - # Hosp W/Emerg Soc Wrk Serv Per 100,000
 - CAR92939 - # Hosp W/Outpat Soc Wrk Serv Per 100,000
 - CAR92940 - # Hosp W/Patient Education Per 100,000
 - CAR92941 - # Hosp W/Home Health Serv Per 100,000
 - CAR92942 - # Hosp W/Physical Therapy Per 100,000
 - CAR92943 - # Hosp W/Psych Ch/Adol Serv Per 100,000
 - CAR92944 - # Hosp W/Psych Outpat Serv Per 100,000
 - CAR92945 - # Hosp W/Psych Ed Serv Per 100,000
 - CAR93946 - Number of HMOs Per 100,000
 - CAR90946 - Number of HMOs Per 100,000
 - CAR93947 - Ratio of HMO Membership to Population
 - CAR90947 - Ratio of HMO Membership to Population
 - CAR92948 - Inpt Days in ST Gen Hosp Per Capita
 - CAR90948 - Inpt Days in ST Gen Hosp Per Capita
 - CAR92949 - ST Gen Hosp Admissions Per Capita
 - CAR90949 - ST Gen Hosp Admissions Per Capita
 - CAR92950 - ST Gen Hosp Occ Rate Per 100 Beds
 - CAR90950 - ST Gen Hosp Occ Rate Per 100 Beds
 - CAR92951 - Outpt Visits - ST Gen Hosp Per Capita
 - CAR90951 - Outpt Visits - ST Gen Hosp Per Capita
 - CAR90952 - Medica ST Gen H Inpt Days Per Individ<Pov
 - CAR92953 - Medica ST Gen Hosp Occ Rate Per 100 Beds
 - CAR90953 - Medica ST Gen Hosp Occ Rate Per 100 Beds
 - CAR92954 - Medicaid Inpatient Days Per Inpt Days
 - CAR90954 - Medicaid Inpatient Days Per Inpt Days
 - CAG92955 - Hospital Abortion Provider (1=yes/0=no)
 - CAG92956 - Clinic Abortion Provider (1=yes/0=no)
 - CAG92957 - Physician Abortion Provider (1=yes/0=no)
 - CAG92958 - Any Abortion Provider (1=yes/0=no)
 - CAG92959 - Facility - 400+ Abortions (1=yes/0=no)
 - CAG94960 - Family Planning Providers Per 10,000
 - CAG94961 - Family Plan Providers Per 10,000 W 15-44

-
- CAG94962 - Fam Plan Prov Per W Need Fam Plan Svcs
 - CAG94963 - Fam Plan Clients 15-19 Per Women 15-19
 - CAG94964 - Fam Plan Clients 20-44 Per Women 20-44
 - CAG94965 - Fam Plan Clients 15-44 Per Women 15-44
 - CAG94966 - Fam Plan Clients Per W Need Svcs, 15-19
 - CAG94967 - Fam Plan Clients Per W Need Svcs, 20-44
 - CAG94968 - Fam Plan Clients Per W Need Svcs, 15-44
 - CAG94969 - Prop Family Planning Clients < 20
 - CAG94970 - Women 15-44 Per Family Planning Provider
 - CAG94971 - W Needing Svcs 15-44 Per Fam Plan Prov
 - CAG94972 - Family Planning Clients Per Provider
 - CAG94973 - Family Planning Clients<20 Per Provider
 - SCD95974 - Chlamydia Per 100,000 Total
 - SCD93974 - Chlamydia Per 100,000 Total
 - SCD91974 - Chlamydia Per 100,000 Total
 - SCD95975 - Chlamydia Per 100,000 Males
 - SCD93975 - Chlamydia Per 100,000 Males
 - SCD91975 - Chlamydia Per 100,000 Males
 - SCD95976 - Chlamydia Per 100,000 Females
 - SCD93976 - Chlamydia Per 100,000 Females
 - SCD91976 - Chlamydia Per 100,000 Females
 - SCD95977 - Gonorrhea Per 100,000 Total
 - SCD93977 - Gonorrhea Per 100,000 Total
 - SCD91977 - Gonorrhea Per 100,000 Total
 - SCD95978 - Gonorrhea Per 100,000 Males
 - SCD93978 - Gonorrhea Per 100,000 Males
 - SCD91978 - Gonorrhea Per 100,000 Males
 - SCD95979 - Gonorrhea Per 100,000 Females
 - SCD93979 - Gonorrhea Per 100,000 Females
 - SCD91979 - Gonorrhea Per 100,000 Females
 - SCD95980 - Syphilis Per 100,000 Population
 - SCD93980 - Syphilis Per 100,000 Population
 - SCD91980 - Syphilis Per 100,000 Population
 - CCD95981 - Syphilis Per 100,000 Population
 - CCD93981 - Syphilis Per 100,000 Population
 - CCD90981 - Syphilis Per 100,000 Population
 - CUC93982 - Total Serious Crimes Per 100,000
 - CUC93983 - Violent Crimes Per 100,000
 - CUC93984 - Robberies Per 100,000
 - CUC93985 - Aggravated Assaults Per 100,000
 - CUC93986 - Property Crimes Per 100,000
 - CUC93987 - Burglaries Per 100,000
 - CUC93988 - Larceny-Thefts Per 100,000
 - CUC93989 - Motor Vehicle Thefts Per 100,000

- CUC93990 - Juv Tot Ser Crime Arrests Per 100,000
- CUC93991 - Juv Violent Crime Arrests Per 100,000
- CUC93992 - Juv Robbery Arrests Per 100,000
- CUC93993 - Juv Aggr Assault Arrests Per 100,000
- CUC93994 - Juv Property Crime Arrests Per 100,000
- CUC93995 - Juv Burglary Arrests Per 100,000
- CUC93996 - Juv Larceny-Theft Arrests Per 100,000
- CUC93997 - Juv Motor Veh Theft Arrests Per 100,000
- CUC93998 - Adult Tot Ser Crime Arrests Per 100,000
- CUC93999 - Adult Violent Crime Arrests Per 100,000
- CUC93A01 - Adult Robbery Arrests Per 100,000
- CUC93A02 - Adult Aggr Assault Arrests Per 100,000
- CUC93A03 - Adult Property Crime Arrests Per 100,000
- CUC93A04 - Adult Burglary Arrests Per 100,000
- CUC93A05 - Adult Larceny-Theft Arrests Per 100,000
- CUC93A06 - Adult Mot Veh Theft Arrests Per 100,000
- CCM90A07 - Proportion of Pop: Adherents
- CCM90A08 - Proportion of Pop: Jewish
- CCM90A09 - Proportion of Pop: Catholic
- CCM90A10 - Proportion of Pop: Black Baptist
- CCM90A11 - Proportion of Pop: Other Conservative
- CCM90A12 - Proportion of Pop: Other Moderate
- CCM90A13 - Proportion of Pop: Other Liberal
- CCM90A14 - Dispersion in Religious Composition
- CCM90A15 - Proportion of Pop: Conservative
- CCM90A16 - Proportion of Pop: Moderate
- CCM90A17 - Proportion of Pop: Liberal
- CCM90A18 - Proportion of Adherents: Jewish
- CCM90A19 - Proportion of Adherents: Catholic
- CCM90A20 - Proportion of Adherents: Baptist
- CCM90A21 - Proportion of Adherents: Other Conserv
- CCM90A22 - Proportion of Adherents: Other Moderate
- CCM90A23 - Proportion of Adherents: Other Liberal
- CCM90A24 - Proportion of Adherents: Conservative
- CCM90A25 - Proportion of Adherents: Moderate
- CCM90A26 - Proportion of Adherents: Liberal
- CCU92A27 - Prop Voting Democratic, 1992
- CCU92A28 - Prop Voting Republican, 1992
- CCU92A29 - Prop Voting for Perot, 1992
- SHC95A30 - Medicaid Payment Per Recipient
- SHC95A31 - Prop Adult Medicaid Pop Receiving AFDC
- SHC95A32 - Medicaid Payment Per Blind or Disabled
- SHC95A33 - Medicaid Payment Per Persons Aged 65+
- SHC95A34 - Medicaid Payment Per Person Under 21

-
- SHC95A35 - Medicaid Payment Per Adult AFDC Recip
 - SGB95A36 - AFDC Payment Per Recipient
 - SGB93A36 - AFDC Payment Per Recipient
 - SGB91A36 - AFDC Payment Per Recipient
 - SGB95A37 - AFDC Payment Per Family
 - SGB93A37 - AFDC Payment Per Family
 - SGB91A37 - AFDC Payment Per Family
 - SGB95A38 - Maximum State AFDC Payment (3 Pers Fam)
 - SGB93A38 - Maximum State AFDC Payment (3 Pers Fam)
 - SGB90A38 - Maximum State AFDC Payment (3 Pers Fam)
 - SGB96A39 - Income Cutoff for End of AFDC Ben
 - SGB94A39 - Income Cutoff for End of AFDC Ben
 - SGB90A39 - Income Cutoff for End of AFDC Ben
 - SDL95A40 - Insured Unemployment Rate
 - SDL93A40 - Insured Unemployment Rate
 - SDL90A40 - Insured Unemployment Rate
 - SGB95A41 - Average Weekly Unemployment Benefits
 - SGB93A41 - Average Weekly Unemployment Benefits
 - SGB91A41 - Average Weekly Unemployment Benefits
 - SSG93A42 - Prop State Gov Dir Exp - Education
 - SSG93A43 - Prop State Gov Dir Exp - Public Welfare
 - SSG93A44 - Prop State Gov Dir Exp - Health & Hosp
 - SSG93A45 - Prop State Gov Dir Exp - Police Protect
 - SSG93A46 - Prop State Gov Dir Exp - Envir & Housing
 - SSG93A47 - Prop State Gov Dir Exp - Other Type
 - SSG93A48 - Per Cap State Gov Dir Exp - Education
 - SSG93A49 - Per Cap St Gov Dir Exp - Public Welfare
 - SSG93A50 - Per Cap St Gov Dir Exp - Health & Hosp
 - SSG93A51 - Per Cap St Gov Dir Exp - Police Protect
 - SSG93A52 - Per Cap St Gov Dir Exp - Envir & Housing
 - SSG93A53 - Per Cap State Gov Dir Exp - Other Type
 - CCU87A54 - Prop Loc Gov Dir Exp - Education
 - CCU87A55 - Prop Loc Gov Dir Exp - Health & Hosp
 - CCU87A56 - Prop Loc Gov Dir Exp - Public Welfare
 - CCU87A57 - Prop Loc Gov Dir Exp - Police Protect
 - CCU87A58 - Prop Loc Gov Dir Exp - Other Type
 - CCU87A59 - Per Cap Loc Gov Dir Exp - Education
 - CCU87A60 - Per Cap Loc Gov Dir Exp - Health & Hosp
 - CCU87A61 - Per Cap Loc Gov Dir Exp - Public Welfare
 - CCU87A62 - Per Cap Loc Gov Dir Exp - Police Protect
 - CCU87A63 - Per Cap Loc Gov Dir Exp - Other Type
 - SNA95A64 - Laws Protect Against Clinic Violence
 - SNA95A65 - Informed Consent/Waiting Period
 - SNA95A66 - Minors' Access to Abortions

- SNA95A67 - Public Funding of Abortion
- SCT93A68 - % Adults 18+ Smoking
- SCT93A69 - % Persons 18+ Using Smokeless Tobacco
- SGT93A70 - % Pop in Grades 9-12 Smoking Freq
- SCT90A71 - Death Rate Due to Smoking Per 100,000
- SCT95A72 - State Tax Per Cigarette Pack
- SGT94A73 - Vending Machine Restrictions: None
- SGT94A74 - Vend Machine Restrict: Youth Locations
- SGT94A75 - Vend Machine Restrict: Licence Needed
- SGT94A76 - Vend Machine Restrict: Signs Required
- SGT94A77 - Vend Machine Restrict: Enforced
- SGT94A78 - Tob Marketing Restrict: None
- SGT94A79 - Tob Marketing Restrict: Proh By Schools
- SGT94A80 - Tob Marketing Restrict: Free Samples
- SGT94A81 - Tob Marketing Restrict: Pub Transp/Prop
- SGT96A82 - State Tob Enforcement Prog: None
- SGT96A83 - State Tob Enforc Prog: Dissem Info
- SGT96A84 - State Tob Enforc Prog: Stings/Inspect
- SGT96A85 - State Tob Enforc Prog: Citations/Fines
- SGT96A86 - State Tob Enforc Prog: Adm/Civ/CrimArr
- SGT96A87 - State Tob Enforc Prog: Ed Meas Complianc
- SGT94A88 - Local Tob Enforc Prog: Can Enforce
- SGT94A89 - Local Tob Enforc Prog: Active Enforce
- SGT94A90 - Local Tob Enforc Prog: W/ Permission
- SGT94A91 - Local Tob Enforc Prog: Preempted
- SGT94A92 - Local Tob Enforc Prog: Enforce, No Law
- SGT94A93 - Vend Machine Restrict Enforcement
- SGT94A94 - FTE on TC Per 100,000 Pop
- SGT94A95 - FTE on TC (No NP) Per 100,000 Pop
- SGT94A96 - Percent FTE on Youth Access
- SGT94A97 - Percent FTE on Youth Access (Exc NP)
- SGT94A98 - State TC Funds (No NP) Per 100,000 Pop
- SGT94A99 - State TC Funds (No NP) Per 100,000 Youth
- SGT94B01 - Total TC Funds Per 100,000 Pop
- SGT94B02 - Total TC Funds Per 100,000 Youth
- SSH94B03 - Offer Hlth Ed: Required
- SSH94B04 - Offer Hlth Ed: Separate Course
- SSH94B05 - HE Req: Alcohol & Drug Use Prevention
- SSH94B06 - HE Req: Community Health
- SSH94B07 - HE Req: Conflict Res/Violence Prev
- SSH94B08 - HE Req: Consumer Health
- SSH94B09 - HE Req: C.P.R
- SSH94B10 - HE Req: Death & Dying
- SSH94B11 - HE Req: Dental & Oral Health

-
- SSH94B12 - HE Req: Dietary Behaviors & Nutrition
 - SSH94B13 - HE Req: Disease Prevention & Control
 - SSH94B14 - HE Req: Emotional & Mental Health
 - SSH94B15 - HE Req: Environmental Health
 - SSH94B16 - HE Req: First Aid
 - SSH94B17 - HE Req: Growth & Development
 - SSH94B18 - HE Req: HIV Prevention
 - SSH94B19 - HE Req: Human Sexuality
 - SSH94B20 - HE Req: Injury Prevention & Safety
 - SSH94B21 - HE Req: Personal Health
 - SSH94B22 - HE Req: Physical Activity & Fitness
 - SSH94B23 - HE Req: Pregnancy Prevention
 - SSH94B24 - HE Req: STD Disease Prevention
 - SSH94B25 - HE Req: Suicide Prevention
 - SSH94B26 - HE Req: Tobacco Use Prevention
 - SSH94B27 - State Funds School-Based Clinics
 - SSH94B28 - State Funds Both Sch-B Or Sch-L Clinics
 - SSH94B29 - HS Req: Health Nurse Services
 - SSH94B30 - Students Cant Attend W/O Proper Immun
 - SSH94B31 - State Requires Sexual Abuse Prev
 - SSH94B32 - In-Service Training Offered
 - SSH94B33 - In-Serv Training: Alc/Drug Prevention
 - SSH94B34 - In-Serv Training: HIV Prevention
 - SSH94B35 - In-Serv Training: Pregnancy Prevention
 - SSH94B36 - In-Serv Training: Suicide Prevention
 - SSH94B37 - In-Serv Training: Tobacco Prevention
 - SSH94B38 - In-Serv Training: Violence Prevention
 - SSH94B39 - Tob Plcy: Any Rec in Place
 - SSH94B40 - Tob Plcy: Rules Against Student Use
 - SSH94B41 - Tob Plcy: Rules Against Staff Use
 - SSH94B42 - Tob Plcy: Proced For Comm Policy
 - SSH94B43 - Alc/Dr Plcy: Any Rec in Place
 - SSH94B44 - Alc/Dr Plcy: Rules Against Student Use
 - SSH94B45 - Alc/Dr Plcy: Rules Against Staff Use
 - SSH94B46 - Alc/Dr Plcy: Proced for Comm Policy
 - SSH94B47 - Fight Plcy: Any Rec in Place
 - SSH94B48 - Fight Plcy: Rules for Student Fighting
 - SSH94B49 - Fight Plcy: Proced for Comm Policy
 - SSH94B50 - Weapons Plcy: Any Rec in Place
 - SSH94B51 - Weapons Plcy: Rules Against Student Use
 - SSH94B52 - Weapons Plcy: Rules Against Staff Use
 - SSH94B53 - Weapons Plcy: Proced For Comm Policy
 - SSH94B54 - HP Req: Sexual Harassment Policy

 MATCH - Geocode Match Indicator

Type	Code
Measurement Unit	numeric
MATCH	Geocode Match Indicator
OutputVariableName	output_MATCH
0	no match
1	GPS match
2	address match
3	ZIP+4 match/urban
4	ZIP+4 match/rural or ZIP+2 match
5	ZIP code match

 MOVER - Mover Indicator

Type	Code
Measurement Unit	numeric
MOVER	Mover Indicator: Respondent Changed Residences Between Wave I and Wave II
OutputVariableName	output_MOVER
0	respondent did not change residence
1	moved within same block group
2	moved to different block group, same tract
3	moved to different tract, same county
4	moved to different county, same state
5	moved to different state
6	moved, location unknown
9	respondent did not participate in both waves

 URBAN - Urban, Completely Inside Urbanized Area

Type	Code
Measurement Unit	numeric
URBAN	Urban Rural Code for Block Group Residence
OutputVariableName	output_URBAN

0	partly rural
1	completely urbanized
.G	geocode missing

CST90001 - Population, Total

Type	Numeric (Double)
CST90001	Total Population
OutputVariableName	output_CST90001

TST90001 - Population, Total

Type	Numeric (Double)
TST90001	Total Population
OutputVariableName	output_TST90001

BST90001 - Population, Total

Type	Numeric (Double)
BST90001	Total Population
OutputVariableName	output_BST90001

CST90002 - Proportion Urban, Inside Urbanized Area

Type	Numeric (Double)
CST90002	Proportion Urban, Inside Urbanized Area
OutputVariableName	output_CST90002

TST90002 - Proportion Urban, Inside Urbanized Area

Type	Numeric (Double)
TST90002	Proportion Urban, Inside Urbanized Area
OutputVariableName	output_TST90002

BST90002 - Proportion Urban, Inside Urbanized Area

Type	Numeric (Double)
BST90002	Proportion Urban, Inside Urbanized Area
OutputVariableName	output_BST90002



Type	Numeric (Double)
CST90003	Proportion Rural
OutputVariableName	output_CST90003



Type	Numeric (Double)
TST90003	Proportion Rural
OutputVariableName	output_TST90003



Type	Numeric (Double)
BST90003	Proportion Rural
OutputVariableName	output_BST90003



Type	Numeric (Double)
CST90004	Proportion Rural Farm
OutputVariableName	output_CST90004



Type	Numeric (Double)
TST90004	Proportion Rural Farm
OutputVariableName	output_TST90004



Type	Numeric (Double)
BST90004	Proportion Rural Farm
OutputVariableName	output_BST90004



Type	Numeric (Double)
CST90005	Density (Persons/Sq.Km.)
OutputVariableName	output_CST90005

 TST90005 - Density (Persons/Sq.Km.)

Type	Numeric (Double)
TST90005	Density (Persons/Sq.Km.)
OutputVariableName	output_TST90005

 BST90005 - Density (Persons/Sq.Km.)

Type	Numeric (Double)
BST90005	Density (Persons/Sq.Km.)
OutputVariableName	output_BST90005

 CST90006 - Proportion White

Type	Numeric (Double)
CST90006	Proportion White
OutputVariableName	output_CST90006

 TST90006 - Proportion White

Type	Numeric (Double)
TST90006	Proportion White
OutputVariableName	output_TST90006

 BST90006 - Proportion White

Type	Numeric (Double)
BST90006	Proportion White
OutputVariableName	output_BST90006

 CST90007 - Proportion Black

Type	Numeric (Double)
CST90007	Proportion Black
OutputVariableName	output_CST90007

 TST90007 - Proportion Black

Type	Numeric (Double)
TST90007	Proportion Black
OutputVariableName	output_TST90007

 BST90007 - Proportion Black

Type	Numeric (Double)
BST90007	Proportion Black
OutputVariableName	output_BST90007

 CST90008 - Proportion Asian, Pacific Islander

Type	Numeric (Double)
CST90008	Proportion Asian or Pacific Islander
OutputVariableName	output_CST90008

 TST90008 - Proportion Asian, Pacific Islander

Type	Numeric (Double)
TST90008	Proportion Asian or Pacific Islander
OutputVariableName	output_TST90008

 BST90008 - Proportion Asian, Pacific Islander

Type	Numeric (Double)
BST90008	Proportion Asian or Pacific Islander
OutputVariableName	output_BST90008

 CST90009 - Proportion Other

Type	Numeric (Double)
CST90009	Proportion Other
OutputVariableName	output_CST90009

 TST90009 - Proportion Other

Type	Numeric (Double)
TST90009	Proportion Other
OutputVariableName	output_TST90009

 BST90009 - Proportion Other

Type	Numeric (Double)
BST90009	Proportion Other
OutputVariableName	output_BST90009



Type	Numeric (Double)
CST90010	Dispersion in Race Composition
OutputVariableName	output_CST90010



Type	Numeric (Double)
TST90010	Dispersion in Race Composition
OutputVariableName	output_TST90010



Type	Numeric (Double)
BST90010	Dispersion in Race Composition
OutputVariableName	output_BST90010



Type	Numeric (Double)
CST90011	Proportion Hispanic Origin
OutputVariableName	output_CST90011



Type	Numeric (Double)
TST90011	Proportion Hispanic Origin
OutputVariableName	output_TST90011



Type	Numeric (Double)
BST90011	Proportion Hispanic Origin
OutputVariableName	output_BST90011



Type	Numeric (Double)
CST90012	Proportion Hispanic White
OutputVariableName	output_CST90012

 TST90012 - Proportion Hispanic, White

Type	Numeric (Double)
TST90012	Proportion Hispanic White
OutputVariableName	output_TST90012

 BST90012 - Proportion Hispanic, White

Type	Numeric (Double)
BST90012	Proportion Hispanic White
OutputVariableName	output_BST90012

 CST90013 - Proportion Hispanic, Black

Type	Numeric (Double)
CST90013	Proportion Hispanic Black
OutputVariableName	output_CST90013

 TST90013 - Proportion Hispanic, Black

Type	Numeric (Double)
TST90013	Proportion Hispanic Black
OutputVariableName	output_TST90013

 BST90013 - Proportion Hispanic, Black

Type	Numeric (Double)
BST90013	Proportion Hispanic Black
OutputVariableName	output_BST90013

 CST90014 - Proportion Hispanic, Other

Type	Numeric (Double)
CST90014	Proportion Hispanic Other
OutputVariableName	output_CST90014

 TST90014 - Proportion Hispanic, Other

Type	Numeric (Double)
TST90014	Proportion Hispanic Other
OutputVariableName	output_TST90014

 BST90014 - Proportion Hispanic, Other

Type	Numeric (Double)
BST90014	Proportion Hispanic Other
OutputVariableName	output_BST90014

 CST90015 - Pop, White Males, Under 1 Year

Type	Numeric (Double)
CST90015	Population, White Males, Under 1 Year
OutputVariableName	output_CST90015

 TST90015 - Pop, White Males, Under 1 Year

Type	Numeric (Double)
TST90015	Population, White Males, Under 1 Year
OutputVariableName	output_TST90015

 BST90015 - Pop, White Males, Under 1 Year

Type	Numeric (Double)
BST90015	Population, White Males, Under 1 Year
OutputVariableName	output_BST90015

 CST90016 - Pop, White Males, 1-4 Yrs

Type	Numeric (Double)
CST90016	Population, White Males, 1 to 4 Years
OutputVariableName	output_CST90016

 TST90016 - Pop, White Males, 1-4 Yrs

Type	Numeric (Double)
TST90016	Population, White Males, 1 to 4 Years
OutputVariableName	output_TST90016

 BST90016 - Pop, White Males, 1-4 Yrs

Type	Numeric (Double)
BST90016	Population, White Males, 1 to 4 Years
OutputVariableName	output_BST90016

 CST90017 - Pop, White Males, 5-9 Yrs

Type	Numeric (Double)
CST90017	Population, White Males, 5 to 9 Years
OutputVariableName	output_CST90017

 TST90017 - Pop, White Males, 5-9 Yrs


Type	Numeric (Double)
TST90017	Population, White Males, 5 to 9 Years
OutputVariableName	output_TST90017

 BST90017 - Pop, White Males, 5-9 Yrs

Type	Numeric (Double)
BST90017	Population, White Males, 5 to 9 Years
OutputVariableName	output_BST90017

 CST90018 - Pop, White Males, 10-11 Yrs

Type	Numeric (Double)
CST90018	Population, White Males, 10 to 11 Years
OutputVariableName	output_CST90018

 TST90018 - Pop, White Males, 10-11 Yrs

Type	Numeric (Double)
TST90018	Population, White Males, 10 to 11 Years
OutputVariableName	output_TST90018

 BST90018 - Pop, White Males, 10-11 Yrs

Type	Numeric (Double)
BST90018	Population, White Males, 10 to 11 Years
OutputVariableName	output_BST90018

 CST90019 - Pop, White Males, 12-13 Yrs

Type	Numeric (Double)
CST90019	Population, White Males, 12 to 13 Years
OutputVariableName	output_CST90019

 TST90019 - Pop, White Males, 12-13 Yrs

Type	Numeric (Double)
TST90019	Population, White Males, 12 to 13 Years
OutputVariableName	output_TST90019

 BST90019 - Pop, White Males, 12-13 Yrs

Type	Numeric (Double)
BST90019	Population, White Males, 12 to 13 Years
OutputVariableName	output_BST90019

 CST90020 - Pop, White Males, 14 Yrs

Type	Numeric (Double)
CST90020	Population, White Males, Aged 14 Years
OutputVariableName	output_CST90020

 TST90020 - Pop, White Males, 14 Yrs

Type	Numeric (Double)
TST90020	Population, White Males, Aged 14 Years
OutputVariableName	output_TST90020

 BST90020 - Pop, White Males, 14 Yrs

Type	Numeric (Double)
BST90020	Population, White Males, Aged 14 Years
OutputVariableName	output_BST90020

 CST90021 - Pop, White Males, 15 Yrs

Type	Numeric (Double)
CST90021	Population, White Males, Aged 15 Years
OutputVariableName	output_CST90021

 TST90021 - Pop, White Males, 15 Yrs

Type	Numeric (Double)
TST90021	Population, White Males, Aged 15 Years
OutputVariableName	output_TST90021

 BST90021 - Pop, White Males, 15 Yrs

Type	Numeric (Double)
BST90021	Population, White Males, Aged 15 Years
OutputVariableName	output_BST90021

 CST90022 - Pop, White Males, 16 Yrs

Type	Numeric (Double)
CST90022	Population, White Males, Aged 16 Years
OutputVariableName	output_CST90022

 TST90022 - Pop, White Males, 16 Yrs

Type	Numeric (Double)
TST90022	Population, White Males, Aged 16 Years
OutputVariableName	output_TST90022

 BST90022 - Pop, White Males, 16 Yrs

Type	Numeric (Double)
BST90022	Population, White Males, Aged 16 Years
OutputVariableName	output_BST90022

 CST90023 - Pop, White Males, 17 Yrs

Type	Numeric (Double)
CST90023	Population, White Males, Aged 17 Years
OutputVariableName	output_CST90023

 TST90023 - Pop, White Males, 17 Yrs

Type	Numeric (Double)
TST90023	Population, White Males, Aged 17 Years
OutputVariableName	output_TST90023

 BST90023 - Pop, White Males, 17 Yrs

Type	Numeric (Double)
BST90023	Population, White Males, Aged 17 Years
OutputVariableName	output_BST90023



Type	Numeric (Double)
CST90024	Population, White Males, Aged 18 Years
OutputVariableName	output_CST90024



Type	Numeric (Double)
TST90024	Population, White Males, Aged 18 Years
OutputVariableName	output_TST90024



Type	Numeric (Double)
BST90024	Population, White Males, Aged 18 Years
OutputVariableName	output_BST90024



Type	Numeric (Double)
CST90025	Population, White Males, Aged 19 Years
OutputVariableName	output_CST90025



Type	Numeric (Double)
TST90025	Population, White Males, Aged 19 Years
OutputVariableName	output_TST90025



Type	Numeric (Double)
BST90025	Population, White Males, Aged 19 Years
OutputVariableName	output_BST90025



Type	Numeric (Double)
CST90026	Population, White Males, Aged 20 Years
OutputVariableName	output_CST90026

 TST90026 - Pop, White Males, 20 Yrs

Type	Numeric (Double)
TST90026	Population, White Males, Aged 20 Years
OutputVariableName	output_TST90026

 BST90026 - Pop, White Males, 20 Yrs

Type	Numeric (Double)
BST90026	Population, White Males, Aged 20 Years
OutputVariableName	output_BST90026

 CST90027 - Pop, White Males, 21 Yrs

Type	Numeric (Double)
CST90027	Population, White Males, Aged 21 Years
OutputVariableName	output_CST90027

 TST90027 - Pop, White Males, 21 Yrs

Type	Numeric (Double)
TST90027	Population, White Males, Aged 21 Years
OutputVariableName	output_TST90027

 BST90027 - Pop, White Males, 21 Yrs

Type	Numeric (Double)
BST90027	Population, White Males, Aged 21 Years
OutputVariableName	output_BST90027

 CST90028 - Pop, White Males, 22-24 Yrs

Type	Numeric (Double)
CST90028	Population, White Males, 22 to 24 Years
OutputVariableName	output_CST90028

 TST90028 - Pop, White Males, 22-24 Yrs

Type	Numeric (Double)
TST90028	Population, White Males, 22 to 24 Years
OutputVariableName	output_TST90028

 BST90028 - Pop, White Males, 22-24 Yrs

Type	Numeric (Double)
BST90028	Population, White Males, 22 to 24 Years
OutputVariableName	output_BST90028

 CST90029 - Pop, White Males, 25-29 Yrs

Type	Numeric (Double)
CST90029	Population, White Males, 25 to 29 Years
OutputVariableName	output_CST90029

 TST90029 - Pop, White Males, 25-29 Yrs

Type	Numeric (Double)
TST90029	Population, White Males, 25 to 29 Years
OutputVariableName	output_TST90029

 BST90029 - Pop, White Males, 25-29 Yrs

Type	Numeric (Double)
BST90029	Population, White Males, 25 to 29 Years
OutputVariableName	output_BST90029

 CST90030 - Pop, White Males, 30-34 Yrs

Type	Numeric (Double)
CST90030	Population, White Males, 30 to 34 Years
OutputVariableName	output_CST90030

 TST90030 - Pop, White Males, 30-34 Yrs

Type	Numeric (Double)
TST90030	Population, White Males, 30 to 34 Years
OutputVariableName	output_TST90030

 BST90030 - Pop, White Males, 30-34 Yrs

Type	Numeric (Double)
BST90030	Population, White Males, 30 to 34 Years
OutputVariableName	output_BST90030

 CST90031 - Pop, White Males, 35-39 Yrs

Type	Numeric (Double)
CST90031	Population, White Males, 35 to 39 Years
OutputVariableName	output_CST90031

 TST90031 - Pop, White Males, 35-39 Yrs

Type	Numeric (Double)
TST90031	Population, White Males, 35 to 39 Years
OutputVariableName	output_TST90031

 BST90031 - Pop, White Males, 35-39 Yrs

Type	Numeric (Double)
BST90031	Population, White Males, 35 to 39 Years
OutputVariableName	output_BST90031

 CST90032 - Pop, White Males, 40-44 Yrs

Type	Numeric (Double)
CST90032	Population, White Males, 40 to 44 Years
OutputVariableName	output_CST90032

 TST90032 - Pop, White Males, 40-44 Yrs

Type	Numeric (Double)
TST90032	Population, White Males, 40 to 44 Years
OutputVariableName	output_TST90032

 BST90032 - Pop, White Males, 40-44 Yrs

Type	Numeric (Double)
BST90032	Population, White Males, 40 to 44 Years
OutputVariableName	output_BST90032

 CST90033 - Pop, White Males, 45-49 Yrs

Type	Numeric (Double)
CST90033	Population, White Males, 45 to 49 Years
OutputVariableName	output_CST90033

 TST90033 - Pop, White Males, 45-49 Yrs

Type	Numeric (Double)
TST90033	Population, White Males, 45 to 49 Years
OutputVariableName	output_TST90033

 BST90033 - Pop, White Males, 45-49 Yrs

Type	Numeric (Double)
BST90033	Population, White Males, 45 to 49 Years
OutputVariableName	output_BST90033

 CST90034 - Pop, White Males, 50-59 Yrs

Type	Numeric (Double)
CST90034	Population, White Males, 50 to 59 Years
OutputVariableName	output_CST90034

 TST90034 - Pop, White Males, 50-59 Yrs

Type	Numeric (Double)
TST90034	Population, White Males, 50 to 59 Years
OutputVariableName	output_TST90034

 BST90034 - Pop, White Males, 50-59 Yrs

Type	Numeric (Double)
BST90034	Population, White Males, 50 to 59 Years
OutputVariableName	output_BST90034

 CST90035 - Pop, White Males, 60-69 Yrs

Type	Numeric (Double)
CST90035	Population, White Males, 60 to 69 Years
OutputVariableName	output_CST90035

 TST90035 - Pop, White Males, 60-69 Yrs

Type	Numeric (Double)
TST90035	Population, White Males, 60 to 69 Years
OutputVariableName	output_TST90035

 BST90035 - Pop, White Males, 60-69 Yrs

Type	Numeric (Double)
BST90035	Population, White Males, 60 to 69 Years
OutputVariableName	output_BST90035

 CST90036 - Pop, White Males, 70+ Yrs

Type	Numeric (Double)
CST90036	Population, White Males, 70+ Years
OutputVariableName	output_CST90036

 TST90036 - Pop, White Males, 70+ Yrs

Type	Numeric (Double)
TST90036	Population, White Males, 70+ Years
OutputVariableName	output_TST90036

 BST90036 - Pop, White Males, 70+ Yrs

Type	Numeric (Double)
BST90036	Population, White Males, 70+ Years
OutputVariableName	output_BST90036

 CST90037 - Pop, White Females, Under 1 Year

Type	Numeric (Double)
CST90037	Population, White Females, Under 1 Year
OutputVariableName	output_CST90037

 TST90037 - Pop, White Females, Under 1 Year

Type	Numeric (Double)
TST90037	Population, White Females, Under 1 Year
OutputVariableName	output_TST90037

 BST90037 - Pop, White Females, Under 1 Year

Type	Numeric (Double)
BST90037	Population, White Females, Under 1 Year
OutputVariableName	output_BST90037

 CST90038 - Pop, White Females, 1-4 Yrs

Type	Numeric (Double)
CST90038	Population, White Females, 1 to 4 Years
OutputVariableName	output_CST90038

 TST90038 - Pop, White Females, 1-4 Yrs

Type	Numeric (Double)
TST90038	Population, White Females, 1 to 4 Years
OutputVariableName	output_TST90038

 BST90038 - Pop, White Females, 1-4 Yrs

Type	Numeric (Double)
BST90038	Population, White Females, 1 to 4 Years
OutputVariableName	output_BST90038

 CST90039 - Pop, White Females, 5-9 Yrs

Type	Numeric (Double)
CST90039	Population, White Females, 5 to 9 Years
OutputVariableName	output_CST90039

 TST90039 - Pop, White Females, 5-9 Yrs

Type	Numeric (Double)
TST90039	Population, White Females, 5 to 9 Years
OutputVariableName	output_TST90039

 BST90039 - Pop, White Females, 5-9 Yrs

Type	Numeric (Double)
BST90039	Population, White Females, 5 to 9 Years
OutputVariableName	output_BST90039

 CST90040 - Pop, White Females, 10-11 Yrs

Type	Numeric (Double)
CST90040	Population, White Females, 10 to 11 Years
OutputVariableName	output_CST90040

 TST90040 - Pop, White Females, 10-11 Yrs

Type	Numeric (Double)
TST90040	Population, White Females, 10 to 11 Years
OutputVariableName	output_TST90040

 BST90040 - Pop, White Females, 10-11 Yrs

Type	Numeric (Double)
BST90040	Population, White Females, 10 to 11 Years
OutputVariableName	output_BST90040

 CST90041 - Pop, White Females, 12-13 Yrs

Type	Numeric (Double)
CST90041	Population, White Females, 12 to 13 Years
OutputVariableName	output_CST90041

 TST90041 - Pop, White Females, 12-13 Yrs

Type	Numeric (Double)
TST90041	Population, White Females, 12 to 13 Years
OutputVariableName	output_TST90041

 BST90041 - Pop, White Females, 12-13 Yrs

Type	Numeric (Double)
BST90041	Population, White Females, 12 to 13 Years
OutputVariableName	output_BST90041

 CST90042 - Pop, White Females, 14 Yrs

Type	Numeric (Double)
CST90042	Population, White Females, Aged 14 Years
OutputVariableName	output_CST90042

 TST90042 - Pop, White Females, 14 Yrs

Type	Numeric (Double)
TST90042	Population, White Females, Aged 14 Years
OutputVariableName	output_TST90042

 BST90042 - Pop, White Females, 14 Yrs

Type	Numeric (Double)
BST90042	Population, White Females, Aged 14 Years
OutputVariableName	output_BST90042

 CST90043 - Pop, White Females, 15 Yrs

Type	Numeric (Double)
CST90043	Population, White Females, Aged 15 Years
OutputVariableName	output_CST90043

 TST90043 - Pop, White Females, 15 Yrs

Type	Numeric (Double)
TST90043	Population, White Females, Aged 15 Years
OutputVariableName	output_TST90043

 BST90043 - Pop, White Females, 15 Yrs

Type	Numeric (Double)
BST90043	Population, White Females, Aged 15 Years
OutputVariableName	output_BST90043

 CST90044 - Pop, White Females, 16 Yrs

Type	Numeric (Double)
CST90044	Population, White Females, Aged 16 Years
OutputVariableName	output_CST90044

 TST90044 - Pop, White Females, 16 Yrs

Type	Numeric (Double)
TST90044	Population, White Females, Aged 16 Years
OutputVariableName	output_TST90044

 BST90044 - Pop, White Females, 16 Yrs

Type	Numeric (Double)
BST90044	Population, White Females, Aged 16 Years
OutputVariableName	output_BST90044

 CST90045 - Pop, White Females, 17 Yrs

Type	Numeric (Double)
CST90045	Population, White Females, Aged 17 Years
OutputVariableName	output_CST90045

 TST90045 - Pop, White Females, 17 Yrs

Type	Numeric (Double)
TST90045	Population, White Females, Aged 17 Years
OutputVariableName	output_TST90045

 BST90045 - Pop, White Females, 17 Yrs

Type	Numeric (Double)
BST90045	Population, White Females, Aged 17 Years
OutputVariableName	output_BST90045

 CST90046 - Pop, White Females, 18 Yrs

Type	Numeric (Double)
CST90046	Population, White Females, Aged 18 Years
OutputVariableName	output_CST90046

 TST90046 - Pop, White Females, 18 Yrs

Type	Numeric (Double)
TST90046	Population, White Females, Aged 18 Years
OutputVariableName	output_TST90046

 BST90046 - Pop, White Females, 18 Yrs

Type	Numeric (Double)
BST90046	Population, White Females, Aged 18 Years
OutputVariableName	output_BST90046

 CST90047 - Pop, White Females, 19 Yrs

Type	Numeric (Double)
CST90047	Population, White Females, Aged 19 Years
OutputVariableName	output_CST90047

 TST90047 - Pop, White Females, 19 Yrs

Type	Numeric (Double)
TST90047	Population, White Females, Aged 19 Years
OutputVariableName	output_TST90047

 BST90047 - Pop, White Females, 19 Yrs

Type	Numeric (Double)
BST90047	Population, White Females, Aged 19 Years
OutputVariableName	output_BST90047

 CST90048 - Pop, White Females, 20 Yrs

Type	Numeric (Double)
CST90048	Population, White Females, Aged 20 Years
OutputVariableName	output_CST90048

 TST90048 - Pop, White Females, 20 Yrs

Type	Numeric (Double)
TST90048	Population, White Females, Aged 20 Years
OutputVariableName	output_TST90048

 BST90048 - Pop, White Females, 20 Yrs

Type	Numeric (Double)
BST90048	Population, White Females, Aged 20 Years
OutputVariableName	output_BST90048

 CST90049 - Pop, White Females, 21 Yrs

Type	Numeric (Double)
CST90049	Population, White Females, Aged 21 Years
OutputVariableName	output_CST90049

 TST90049 - Pop, White Females, 21 Yrs

Type	Numeric (Double)
TST90049	Population, White Females, Aged 21 Years
OutputVariableName	output_TST90049

 BST90049 - Pop, White Females, 21 Yrs

Type	Numeric (Double)
BST90049	Population, White Females, Aged 21 Years
OutputVariableName	output_BST90049

 CST90050 - Pop, White Females, 22-24 Yrs

Type	Numeric (Double)
CST90050	Population, White Females, 22 to 24 Years
OutputVariableName	output_CST90050

 TST90050 - Pop, White Females, 22-24 Yrs

Type	Numeric (Double)
TST90050	Population, White Females, 22 to 24 Years
OutputVariableName	output_TST90050

 BST90050 - Pop, White Females, 22-24 Yrs

Type	Numeric (Double)
BST90050	Population, White Females, 22 to 24 Years
OutputVariableName	output_BST90050

 CST90051 - Pop, White Females, 25-29 Yrs

Type	Numeric (Double)
CST90051	Population, White Females, 25 to 29 Years
OutputVariableName	output_CST90051

 TST90051 - Pop, White Females, 25-29 Yrs

Type	Numeric (Double)
TST90051	Population, White Females, 25 to 29 Years
OutputVariableName	output_TST90051

 BST90051 - Pop, White Females, 25-29 Yrs

Type	Numeric (Double)
BST90051	Population, White Females, 25 to 29 Years
OutputVariableName	output_BST90051

 CST90052 - Pop, White Females, 30-34 Yrs

Type	Numeric (Double)
CST90052	Population, White Females, 30 to 34 Years
OutputVariableName	output_CST90052

 TST90052 - Pop, White Females, 30-34 Yrs

Type	Numeric (Double)
TST90052	Population, White Females, 30 to 34 Years
OutputVariableName	output_TST90052

 BST90052 - Pop, White Females, 30-34 Yrs

Type	Numeric (Double)
BST90052	Population, White Females, 30 to 34 Years
OutputVariableName	output_BST90052

 CST90053 - Pop, White Females, 35-39 Yrs

Type	Numeric (Double)
CST90053	Population, White Females, 35 to 39 Years
OutputVariableName	output_CST90053

 TST90053 - Pop, White Females, 35-39 Yrs

Type	Numeric (Double)
TST90053	Population, White Females, 35 to 39 Years
OutputVariableName	output_TST90053

 BST90053 - Pop, White Females, 35-39 Yrs

Type	Numeric (Double)
BST90053	Population, White Females, 35 to 39 Years
OutputVariableName	output_BST90053

 CST90054 - Pop, White Females, 40-44 Yrs

Type	Numeric (Double)
CST90054	Population, White Females, 40 to 44 Years
OutputVariableName	output_CST90054

 TST90054 - Pop, White Females, 40-44 Yrs

Type	Numeric (Double)
TST90054	Population, White Females, 40 to 44 Years
OutputVariableName	output_TST90054

 BST90054 - Pop, White Females, 40-44 Yrs

Type	Numeric (Double)
BST90054	Population, White Females, 40 to 44 Years
OutputVariableName	output_BST90054

 CST90055 - Pop, White Females, 45-49 Yrs

Type	Numeric (Double)
CST90055	Population, White Females, 45 to 49 Years
OutputVariableName	output_CST90055

 TST90055 - Pop, White Females, 45-49 Yrs

Type	Numeric (Double)
TST90055	Population, White Females, 45 to 49 Years
OutputVariableName	output_TST90055

 BST90055 - Pop, White Females, 45-49 Yrs

Type	Numeric (Double)
BST90055	Population, White Females, 45 to 49 Years
OutputVariableName	output_BST90055

 CST90056 - Pop, White Females, 50-59 Yrs

Type	Numeric (Double)
CST90056	Population, White Females, 50 to 59 Years
OutputVariableName	output_CST90056

 TST90056 - Pop, White Females, 50-59 Yrs

Type	Numeric (Double)
TST90056	Population, White Females, 50 to 59 Years
OutputVariableName	output_TST90056

 BST90056 - Pop, White Females, 50-59 Yrs

Type	Numeric (Double)
BST90056	Population, White Females, 50 to 59 Years
OutputVariableName	output_BST90056

 CST90057 - Pop, White Females, 60-69 Yrs

Type	Numeric (Double)
CST90057	Population, White Females, 60 to 69 Years
OutputVariableName	output_CST90057

 TST90057 - Pop, White Females, 60-69 Yrs

Type	Numeric (Double)
TST90057	Population, White Females, 60 to 69 Years
OutputVariableName	output_TST90057

 BST90057 - Pop, White Females, 60-69 Yrs

Type	Numeric (Double)
BST90057	Population, White Females, 60 to 69 Years
OutputVariableName	output_BST90057

 CST90058 - Pop, White Females, 70 + Yrs

Type	Numeric (Double)
CST90058	Population, White Females, 70+ Years
OutputVariableName	output_CST90058

 TST90058 - Pop, White Females, 70 + Yrs

Type	Numeric (Double)
TST90058	Population, White Females, 70+ Years
OutputVariableName	output_TST90058

 BST90058 - Pop, White Females, 70 + Yrs

Type	Numeric (Double)
BST90058	Population, White Females, 70+ Years
OutputVariableName	output_BST90058



Type	Numeric (Double)
CST90059	Population, Black Males, Under 1 Year
OutputVariableName	output_CST90059



Type	Numeric (Double)
TST90059	Population, Black Males, Under 1 Year
OutputVariableName	output_TST90059



Type	Numeric (Double)
BST90059	Population, Black Males, Under 1 Year
OutputVariableName	output_BST90059



Type	Numeric (Double)
CST90060	Population, Black Males, 1 to 4 Years
OutputVariableName	output_CST90060



Type	Numeric (Double)
TST90060	Population, Black Males, 1 to 4 Years
OutputVariableName	output_TST90060



Type	Numeric (Double)
BST90060	Population, Black Males, 1 to 4 Years
OutputVariableName	output_BST90060



Type	Numeric (Double)
CST90061	Population, Black Males, 5 to 9 Years
OutputVariableName	output_CST90061

 TST90061 - Pop, Black Males, 5-9 Yrs

Type	Numeric (Double)
TST90061	Population, Black Males, 5 to 9 Years
OutputVariableName	output_TST90061

 BST90061 - Pop, Black Males, 5-9 Yrs

Type	Numeric (Double)
BST90061	Population, Black Males, 5 to 9 Years
OutputVariableName	output_BST90061

 CST90062 - Pop, Black Males, 10-11 Yrs

Type	Numeric (Double)
CST90062	Population, Black Males, 10 to 11 Years
OutputVariableName	output_CST90062

 TST90062 - Pop, Black Males, 10-11 Yrs

Type	Numeric (Double)
TST90062	Population, Black Males, 10 to 11 Years
OutputVariableName	output_TST90062

 BST90062 - Pop, Black Males, 10-11 Yrs

Type	Numeric (Double)
BST90062	Population, Black Males, 10 to 11 Years
OutputVariableName	output_BST90062

 CST90063 - Pop, Black Males, 12-13 Yrs


Type	Numeric (Double)
CST90063	Population, Black Males, 12 to 13 Years
OutputVariableName	output_CST90063

 TST90063 - Pop, Black Males, 12-13 Yrs


Type	Numeric (Double)
TST90063	Population, Black Males, 12 to 13 Years
OutputVariableName	output_TST90063

 BST90063 - Pop, Black Males, 12-13 Yrs


Type	Numeric (Double)
BST90063	Population, Black Males, 12 to 13 Years
OutputVariableName	output_BST90063

 CST90064 - Pop, Black Males, 14 Yrs


Type	Numeric (Double)
CST90064	Population, Black Males, Aged 14 Years
OutputVariableName	output_CST90064

 TST90064 - Pop, Black Males, 14 Yrs


Type	Numeric (Double)
TST90064	Population, Black Males, Aged 14 Years
OutputVariableName	output_TST90064

 BST90064 - Pop, Black Males, 14 Yrs

Type	Numeric (Double)
BST90064	Population, Black Males, Aged 14 Years
OutputVariableName	output_BST90064

 CST90065 - Pop, Black Males, 15 Yrs


Type	Numeric (Double)
CST90065	Population, Black Males, Aged 15 Years
OutputVariableName	output_CST90065

 TST90065 - Pop, Black Males, 15 Yrs


Type	Numeric (Double)
TST90065	Population, Black Males, Aged 15 Years
OutputVariableName	output_TST90065

 BST90065 - Pop, Black Males, 15 Yrs


Type	Numeric (Double)
BST90065	Population, Black Males, Aged 15 Years
OutputVariableName	output_BST90065

 CST90066 - Pop, Black Males, 16 Yrs


Type	Numeric (Double)
CST90066	Population, Black Males, Aged 16 Years
OutputVariableName	output_CST90066

 TST90066 - Pop, Black Males, 16 Yrs


Type	Numeric (Double)
TST90066	Population, Black Males, Aged 16 Years
OutputVariableName	output_TST90066

 BST90066 - Pop, Black Males, 16 Yrs


Type	Numeric (Double)
BST90066	Population, Black Males, Aged 16 Years
OutputVariableName	output_BST90066

 CST90067 - Pop, Black Males, 17 Yrs

Type	Numeric (Double)
CST90067	Population, Black Males, Aged 17 Years
OutputVariableName	output_CST90067

 TST90067 - Pop, Black Males, 17 Yrs


Type	Numeric (Double)
TST90067	Population, Black Males, Aged 17 Years
OutputVariableName	output_TST90067

 BST90067 - Pop, Black Males, 17 Yrs


Type	Numeric (Double)
BST90067	Population, Black Males, Aged 17 Years
OutputVariableName	output_BST90067

 CST90068 - Pop, Black Males, 18 Yrs


Type	Numeric (Double)
CST90068	Population, Black Males, Aged 18 Years
OutputVariableName	output_CST90068

 TST90068 - Pop, Black Males, 18 Yrs


Type	Numeric (Double)
TST90068	Population, Black Males, Aged 18 Years
OutputVariableName	output_TST90068

 BST90068 - Pop, Black Males, 18 Yrs


Type	Numeric (Double)
BST90068	Population, Black Males, Aged 18 Years
OutputVariableName	output_BST90068

 CST90069 - Pop, Black Males, 19 Yrs


Type	Numeric (Double)
CST90069	Population, Black Males, Aged 19 Years
OutputVariableName	output_CST90069

 TST90069 - Pop, Black Males, 19 Yrs

Type	Numeric (Double)
TST90069	Population, Black Males, Aged 19 Years
OutputVariableName	output_TST90069

 BST90069 - Pop, Black Males, 19 Yrs


Type	Numeric (Double)
BST90069	Population, Black Males, Aged 19 Years
OutputVariableName	output_BST90069

 CST90070 - Pop, Black Males, 20 Yrs


Type	Numeric (Double)
CST90070	Population, Black Males, Aged 20 Years
OutputVariableName	output_CST90070

 TST90070 - Pop, Black Males, 20 Yrs


Type	Numeric (Double)
TST90070	Population, Black Males, Aged 20 Years
OutputVariableName	output_TST90070

 BST90070 - Pop, Black Males, 20 Yrs


Type	Numeric (Double)
BST90070	Population, Black Males, Aged 20 Years
OutputVariableName	output_BST90070

 CST90071 - Pop, Black Males, 21 Yrs

Type	Numeric (Double)
CST90071	Population, Black Males, Aged 21 Years
OutputVariableName	output_CST90071

 TST90071 - Pop, Black Males, 21 Yrs

Type	Numeric (Double)
TST90071	Population, Black Males, Aged 21 Years
OutputVariableName	output_TST90071

 BST90071 - Pop, Black Males, 21 Yrs

Type	Numeric (Double)
BST90071	Population, Black Males, Aged 21 Years
OutputVariableName	output_BST90071

 CST90072 - Pop, Black Males, 22-24 Yrs

Type	Numeric (Double)
CST90072	Population, Black Males, 22 to 24 Years
OutputVariableName	output_CST90072

 TST90072 - Pop, Black Males, 22-24 Yrs

Type	Numeric (Double)
TST90072	Population, Black Males, 22 to 24 Years
OutputVariableName	output_TST90072

 BST90072 - Pop, Black Males, 22-24 Yrs

Type	Numeric (Double)
BST90072	Population, Black Males, 22 to 24 Years
OutputVariableName	output_BST90072



Type	Numeric (Double)
CST90073	Population, Black Males, 25 to 29 Years
OutputVariableName	output_CST90073



Type	Numeric (Double)
TST90073	Population, Black Males, 25 to 29 Years
OutputVariableName	output_TST90073



Type	Numeric (Double)
BST90073	Population, Black Males, 25 to 29 Years
OutputVariableName	output_BST90073



Type	Numeric (Double)
CST90074	Population, Black Males, 30 to 34 Years
OutputVariableName	output_CST90074



Type	Numeric (Double)
TST90074	Population, Black Males, 30 to 34 Years
OutputVariableName	output_TST90074



Type	Numeric (Double)
BST90074	Population, Black Males, 30 to 34 Years
OutputVariableName	output_BST90074



Type	Numeric (Double)
CST90075	Population, Black Males, 35 to 39 Years
OutputVariableName	output_CST90075

 TST90075 - Pop, Black Males, 35-39 Yrs

Type	Numeric (Double)
TST90075	Population, Black Males, 35 to 39 Years
OutputVariableName	output_TST90075

 BST90075 - Pop, Black Males, 35-39 Yrs

Type	Numeric (Double)
BST90075	Population, Black Males, 35 to 39 Years
OutputVariableName	output_BST90075

 CST90076 - Pop, Black Males, 40-44 Yrs

Type	Numeric (Double)
CST90076	Population, Black Males, 40 to 44 Years
OutputVariableName	output_CST90076

 TST90076 - Pop, Black Males, 40-44 Yrs

Type	Numeric (Double)
TST90076	Population, Black Males, 40 to 44 Years
OutputVariableName	output_TST90076

 BST90076 - Pop, Black Males, 40-44 Yrs

Type	Numeric (Double)
BST90076	Population, Black Males, 40 to 44 Years
OutputVariableName	output_BST90076

 CST90077 - Pop, Black Males, 45-49 Yrs

Type	Numeric (Double)
CST90077	Population, Black Males, 45 to 49 Years
OutputVariableName	output_CST90077

 TST90077 - Pop, Black Males, 45-49 Yrs

Type	Numeric (Double)
TST90077	Population, Black Males, 45 to 49 Years
OutputVariableName	output_TST90077

 BST90077 - Pop, Black Males, 45-49 Yrs

Type	Numeric (Double)
BST90077	Population, Black Males, 45 to 49 Years
OutputVariableName	output_BST90077

 CST90078 - Pop, Black Males, 50-59 Yrs

Type	Numeric (Double)
CST90078	Population, Black Males, 50 to 59 Years
OutputVariableName	output_CST90078

 TST90078 - Pop, Black Males, 50-59 Yrs

Type	Numeric (Double)
TST90078	Population, Black Males, 50 to 59 Years
OutputVariableName	output_TST90078

 BST90078 - Pop, Black Males, 50-59 Yrs

Type	Numeric (Double)
BST90078	Population, Black Males, 50 to 59 Years
OutputVariableName	output_BST90078

 CST90079 - Pop, Black Males, 60-69 Yrs

Type	Numeric (Double)
CST90079	Population, Black Males, 60 to 69 Years
OutputVariableName	output_CST90079

 TST90079 - Pop, Black Males, 60-69 Yrs

Type	Numeric (Double)
TST90079	Population, Black Males, 60 to 69 Years
OutputVariableName	output_TST90079

 BST90079 - Pop, Black Males, 60-69 Yrs

Type	Numeric (Double)
BST90079	Population, Black Males, 60 to 69 Years
OutputVariableName	output_BST90079

 CST90080 - Pop, Black Males, 70 + Yrs

Type	Numeric (Double)
CST90080	Population, Black Males, 70+ Years
OutputVariableName	output_CST90080

 TST90080 - Pop, Black Males, 70 + Yrs

Type	Numeric (Double)
TST90080	Population, Black Males, 70+ Years
OutputVariableName	output_TST90080

 BST90080 - Pop, Black Males, 70 + Yrs

Type	Numeric (Double)
BST90080	Population, Black Males, 70+ Years
OutputVariableName	output_BST90080

 CST90081 - Pop, Black Females, Under 1 Year

Type	Numeric (Double)
CST90081	Population, Black Females, Under 1 Year
OutputVariableName	output_CST90081

 TST90081 - Pop, Black Females, Under 1 Year

Type	Numeric (Double)
TST90081	Population, Black Females, Under 1 Year
OutputVariableName	output_TST90081

 BST90081 - Pop, Black Females, Under 1 Year

Type	Numeric (Double)
BST90081	Population, Black Females, Under 1 Year
OutputVariableName	output_BST90081

 CST90082 - Pop, Black Females, 1-4 Yrs

Type	Numeric (Double)
CST90082	Population, Black Females, 1 to 4 Years
OutputVariableName	output_CST90082

 TST90082 - Pop, Black Females, 1-4 Yrs

Type	Numeric (Double)
TST90082	Population, Black Females, 1 to 4 Years
OutputVariableName	output_TST90082

 BST90082 - Pop, Black Females, 1-4 Yrs

Type	Numeric (Double)
BST90082	Population, Black Females, 1 to 4 Years
OutputVariableName	output_BST90082

 CST90083 - Pop, Black Females, 5-9 Yrs

Type	Numeric (Double)
CST90083	Population, Black Females, 5 to 9 Years
OutputVariableName	output_CST90083

 TST90083 - Pop, Black Females, 5-9 Yrs

Type	Numeric (Double)
TST90083	Population, Black Females, 5 to 9 Years
OutputVariableName	output_TST90083

 BST90083 - Pop, Black Females, 5-9 Yrs

Type	Numeric (Double)
BST90083	Population, Black Females, 5 to 9 Years
OutputVariableName	output_BST90083

 CST90084 - Pop, Black Females, 10-11 Yrs

Type	Numeric (Double)
CST90084	Population, Black Females, 10 to 11 Years
OutputVariableName	output_CST90084

 TST90084 - Pop, Black Females, 10-11 Yrs

Type	Numeric (Double)
TST90084	Population, Black Females, 10 to 11 Years
OutputVariableName	output_TST90084

 BST90084 - Pop, Black Females, 10-11 Yrs

Type	Numeric (Double)
BST90084	Population, Black Females, 10 to 11 Years
OutputVariableName	output_BST90084

 CST90085 - Pop, Black Females, 12-13 Yrs

Type	Numeric (Double)
CST90085	Population, Black Females, 12 to 13 Years
OutputVariableName	output_CST90085

 TST90085 - Pop, Black Females, 12-13 Yrs

Type	Numeric (Double)
TST90085	Population, Black Females, 12 to 13 Years
OutputVariableName	output_TST90085

 BST90085 - Pop, Black Females, 12-13 Yrs

Type	Numeric (Double)
BST90085	Population, Black Females, 12 to 13 Years
OutputVariableName	output_BST90085

 CST90086 - Pop, Black Females, 14 Yrs

Type	Numeric (Double)
CST90086	Population, Black Females, Aged 14 Years
OutputVariableName	output_CST90086

 TST90086 - Pop, Black Females, 14 Yrs

Type	Numeric (Double)
TST90086	Population, Black Females, Aged 14 Years
OutputVariableName	output_TST90086

 BST90086 - Pop, Black Females, 14 Yrs

Type	Numeric (Double)
BST90086	Population, Black Females, Aged 14 Years
OutputVariableName	output_BST90086

 CST90087 - Pop, Black Females, 15 Yrs

Type	Numeric (Double)
CST90087	Population, Black Females, Aged 15 Years
OutputVariableName	output_CST90087

 TST90087 - Pop, Black Females, 15 Yrs

Type	Numeric (Double)
TST90087	Population, Black Females, Aged 15 Years
OutputVariableName	output_TST90087

 BST90087 - Pop, Black Females, 15 Yrs

Type	Numeric (Double)
BST90087	Population, Black Females, Aged 15 Years
OutputVariableName	output_BST90087

 CST90088 - Pop, Black Females, 16 Yrs

Type	Numeric (Double)
CST90088	Population, Black Females, Aged 16 Years
OutputVariableName	output_CST90088

 TST90088 - Pop, Black Females, 16 Yrs

Type	Numeric (Double)
TST90088	Population, Black Females, Aged 16 Years
OutputVariableName	output_TST90088

 BST90088 - Pop, Black Females, 16 Yrs

Type	Numeric (Double)
BST90088	Population, Black Females, Aged 16 Years
OutputVariableName	output_BST90088

 CST90089 - Pop, Black Females, 17 Yrs

Type	Numeric (Double)
CST90089	Population, Black Females, Aged 17 Years
OutputVariableName	output_CST90089

 TST90089 - Pop, Black Females, 17 Yrs

Type	Numeric (Double)
TST90089	Population, Black Females, Aged 17 Years
OutputVariableName	output_TST90089

 BST90089 - Pop, Black Females, 17 Yrs

Type	Numeric (Double)
BST90089	Population, Black Females, Aged 17 Years
OutputVariableName	output_BST90089

 CST90090 - Pop, Black Females, 18 Yrs

Type	Numeric (Double)
CST90090	Population, Black Females, Aged 18 Years
OutputVariableName	output_CST90090

 TST90090 - Pop, Black Females, 18 Yrs

Type	Numeric (Double)
TST90090	Population, Black Females, Aged 18 Years
OutputVariableName	output_TST90090

 BST90090 - Pop, Black Females, 18 Yrs

Type	Numeric (Double)
BST90090	Population, Black Females, Aged 18 Years
OutputVariableName	output_BST90090

 CST90091 - Pop, Black Females, 19 Yrs

Type	Numeric (Double)
CST90091	Population, Black Females, Aged 19 Years
OutputVariableName	output_CST90091

 TST90091 - Pop, Black Females, 19 Yrs

Type	Numeric (Double)
TST90091	Population, Black Females, Aged 19 Years
OutputVariableName	output_TST90091

 BST90091 - Pop, Black Females, 19 Yrs

Type	Numeric (Double)
BST90091	Population, Black Females, Aged 19 Years
OutputVariableName	output_BST90091

 CST90092 - Pop, Black Females, 20 Yrs

Type	Numeric (Double)
CST90092	Population, Black Females, Aged 20 Years
OutputVariableName	output_CST90092

 TST90092 - Pop, Black Females, 20 Yrs

Type	Numeric (Double)
TST90092	Population, Black Females, Aged 20 Years
OutputVariableName	output_TST90092

 BST90092 - Pop, Black Females, 20 Yrs

Type	Numeric (Double)
BST90092	Population, Black Females, Aged 20 Years
OutputVariableName	output_BST90092

 CST90093 - Pop, Black Females, 21 Yrs

Type	Numeric (Double)
CST90093	Population, Black Females, Aged 21 Years
OutputVariableName	output_CST90093

 TST90093 - Pop, Black Females, 21 Yrs

Type	Numeric (Double)
TST90093	Population, Black Females, Aged 21 Years
OutputVariableName	output_TST90093

 BST90093 - Pop, Black Females, 21 Yrs

Type	Numeric (Double)
BST90093	Population, Black Females, Aged 21 Years
OutputVariableName	output_BST90093

 CST90094 - Pop, Black Females, 22-24 Yrs

Type	Numeric (Double)
CST90094	Population, Black Females, 22 to 24 Years
OutputVariableName	output_CST90094

 TST90094 - Pop, Black Females, 22-24 Yrs

Type	Numeric (Double)
TST90094	Population, Black Females, 22 to 24 Years
OutputVariableName	output_TST90094

 BST90094 - Pop, Black Females, 22-24 Yrs

Type	Numeric (Double)
BST90094	Population, Black Females, 22 to 24 Years
OutputVariableName	output_BST90094

 CST90095 - Pop, Black Females, 25-29 Yrs

Type	Numeric (Double)
CST90095	Population, Black Females, 25 to 29 Years
OutputVariableName	output_CST90095

 TST90095 - Pop, Black Females, 25-29 Yrs

Type	Numeric (Double)
TST90095	Population, Black Females, 25 to 29 Years
OutputVariableName	output_TST90095

 BST90095 - Pop, Black Females, 25-29 Yrs

Type	Numeric (Double)
BST90095	Population, Black Females, 25 to 29 Years
OutputVariableName	output_BST90095

 CST90096 - Pop, Black Females, 30-34 Yrs

Type	Numeric (Double)
CST90096	Population, Black Females, 30 to 34 Years
OutputVariableName	output_CST90096

 TST90096 - Pop, Black Females, 30-34 Yrs

Type	Numeric (Double)
TST90096	Population, Black Females, 30 to 34 Years
OutputVariableName	output_TST90096

 BST90096 - Pop, Black Females, 30-34 Yrs

Type	Numeric (Double)
BST90096	Population, Black Females, 30 to 34 Years
OutputVariableName	output_BST90096

 CST90097 - Pop, Black Females, 35-39 Yrs

Type	Numeric (Double)
CST90097	Population, Black Females, 35 to 39 Years
OutputVariableName	output_CST90097

 TST90097 - Pop, Black Females, 35-39 Yrs

Type	Numeric (Double)
TST90097	Population, Black Females, 35 to 39 Years
OutputVariableName	output_TST90097

 BST90097 - Pop, Black Females, 35-39 Yrs

Type	Numeric (Double)
BST90097	Population, Black Females, 35 to 39 Years
OutputVariableName	output_BST90097

 CST90098 - Pop, Black Females, 40-44 Yrs

Type	Numeric (Double)
CST90098	Population, Black Females, 40 to 44 Years
OutputVariableName	output_CST90098

 TST90098 - Pop, Black Females, 40-44 Yrs

Type	Numeric (Double)
TST90098	Population, Black Females, 40 to 44 Years
OutputVariableName	output_TST90098

 BST90098 - Pop, Black Females, 40-44 Yrs

Type	Numeric (Double)
BST90098	Population, Black Females, 40 to 44 Years
OutputVariableName	output_BST90098

 CST90099 - Pop, Black Females, 45-49 Yrs

Type	Numeric (Double)
CST90099	Population, Black Females, 45 to 49 Years
OutputVariableName	output_CST90099

 TST90099 - Pop, Black Females, 45-49 Yrs

Type	Numeric (Double)
TST90099	Population, Black Females, 45 to 49 Years
OutputVariableName	output_TST90099

 BST90099 - Pop, Black Females, 45-49 Yrs

Type	Numeric (Double)
BST90099	Population, Black Females, 45 to 49 Years
OutputVariableName	output_BST90099

 CST90100 - Pop, Black Females, 50-59 Yrs

Type	Numeric (Double)
CST90100	Population, Black Females, 50 to 59 Years
OutputVariableName	output_CST90100

 TST90100 - Pop, Black Females, 50-59 Yrs

Type	Numeric (Double)
TST90100	Population, Black Females, 50 to 59 Years
OutputVariableName	output_TST90100

 BST90100 - Pop, Black Females, 50-59 Yrs

Type	Numeric (Double)
BST90100	Population, Black Females, 50 to 59 Years
OutputVariableName	output_BST90100

 CST90101 - Pop, Black Females, 60-69 Yrs

Type	Numeric (Double)
CST90101	Population, Black Females, 60 to 69 Years
OutputVariableName	output_CST90101

 TST90101 - Pop, Black Females, 60-69 Yrs

Type	Numeric (Double)
TST90101	Population, Black Females, 60 to 69 Years
OutputVariableName	output_TST90101

 BST90101 - Pop, Black Females, 60-69 Yrs

Type	Numeric (Double)
BST90101	Population, Black Females, 60 to 69 Years
OutputVariableName	output_BST90101

 CST90102 - Pop, Black Females, 70 + Yrs

Type	Numeric (Double)
CST90102	Population, Black Females, 70+ Years
OutputVariableName	output_CST90102

 TST90102 - Pop, Black Females, 70 + Yrs

Type	Numeric (Double)
TST90102	Population, Black Females, 70+ Years
OutputVariableName	output_TST90102

 BST90102 - Pop, Black Females, 70 + Yrs

Type	Numeric (Double)
BST90102	Population, Black Females, 70+ Years
OutputVariableName	output_BST90102

 CST90103 - Pop, Asian/PacIsl Males, Under 1 Year

Type	Numeric (Double)
CST90103	Population, Asian or Pacific Islander Males, Under 1 Year
OutputVariableName	output_CST90103

 TST90103 - Pop, Asian/PacIsl Males, Under 1 Year

Type	Numeric (Double)
TST90103	Population, Asian or Pacific Islander Males, Under 1 Year
OutputVariableName	output_TST90103

 BST90103 - Pop, Asian/PacIsl Males, Under 1 Year

Type	Numeric (Double)
BST90103	Population, Asian or Pacific Islander Males, Under 1 Year
OutputVariableName	output_BST90103

 CST90104 - Pop, Asian/PacIsl Males, 1-4 Yrs

Type	Numeric (Double)
CST90104	Population, Asian or Pacific Islander Males, 1 to 4 Years
OutputVariableName	output_CST90104

 TST90104 - Pop, Asian/PacIsl Males, 1-4 Yrs

Type	Numeric (Double)
TST90104	Population, Asian or Pacific Islander Males, 1 to 4 Years
OutputVariableName	output_TST90104

 BST90104 - Pop, Asian/PacIsl Males, 1-4 Yrs

Type	Numeric (Double)
BST90104	Population, Asian or Pacific Islander Males, 1 to 4 Years
OutputVariableName	output_BST90104

 CST90105 - Pop, Asian/PacIsl Males, 5-9 Yrs


Type	Numeric (Double)
CST90105	Population, Asian or Pacific Islander Males, 5 to 9 Years
OutputVariableName	output_CST90105

 TST90105 - Pop, Asian/PacIsl Males, 5-9 Yrs

Type	Numeric (Double)
TST90105	Population, Asian or Pacific Islander Males, 5 to 9 Years
OutputVariableName	output_TST90105

 BST90105 - Pop, Asian/PacIsl Males, 5-9 Yrs


Type	Numeric (Double)
BST90105	Population, Asian or Pacific Islander Males, 5 to 9 Years
OutputVariableName	output_BST90105

 CST90106 - Pop, Asian/PacIsl Males, 10-11 Yrs

Type	Numeric (Double)
CST90106	Population, Asian or Pacific Islander Males, 10 to 11 Years
OutputVariableName	output_CST90106

 TST90106 - Pop, Asian/PacIsl Males, 10-11 Yrs

Type	Numeric (Double)
TST90106	Population, Asian or Pacific Islander Males, 10 to 11 Years
OutputVariableName	output_TST90106

 BST90106 - Pop, Asian/PacIsl Males, 10-11 Yrs

Type	Numeric (Double)
BST90106	Population, Asian or Pacific Islander Males, 10 to 11 Years
OutputVariableName	output_BST90106

 CST90107 - Pop, Asian/PacIsl Males, 12-13 Yrs

Type	Numeric (Double)
CST90107	Population, Asian or Pacific Islander Males, 12 to 13 Years
OutputVariableName	output_CST90107

 TST90107 - Pop, Asian/PacIsl Males, 12-13 Yrs

Type	Numeric (Double)
TST90107	Population, Asian or Pacific Islander Males, 12 to 13 Years
OutputVariableName	output_TST90107

 BST90107 - Pop, Asian/PacIsl Males, 12-13 Yrs

Type	Numeric (Double)
BST90107	Population, Asian or Pacific Islander Males, 12 to 13 Years
OutputVariableName	output_BST90107

 CST90108 - Pop, Asian/PacIsl Males, 14 Yrs

Type	Numeric (Double)
CST90108	Population, Asian or Pacific Islander Males, Aged 14 Years
OutputVariableName	output_CST90108

 TST90108 - Pop, Asian/PacIsl Males, 14 Yrs

Type	Numeric (Double)
TST90108	Population, Asian or Pacific Islander Males, Aged 14 Years
OutputVariableName	output_TST90108

 BST90108 - Pop, Asian/PacIsl Males, 14 Yrs

Type	Numeric (Double)
BST90108	Population, Asian or Pacific Islander Males, Aged 14 Years
OutputVariableName	output_BST90108

 CST90109 - Pop, Asian/PacIsl Males, 15 Yrs

Type	Numeric (Double)
CST90109	Population, Asian or Pacific Islander Males, Aged 15 Years
OutputVariableName	output_CST90109

 TST90109 - Pop, Asian/PacIsl Males, 15 Yrs

Type	Numeric (Double)
TST90109	Population, Asian or Pacific Islander Males, Aged 15 Years
OutputVariableName	output_TST90109

 BST90109 - Pop, Asian/PacIsl Males, 15 Yrs

Type	Numeric (Double)
BST90109	Population, Asian or Pacific Islander Males, Aged 15 Years
OutputVariableName	output_BST90109

 CST90110 - Pop, Asian/PacIsl Males, 16 Yrs

Type	Numeric (Double)
CST90110	Population, Asian or Pacific Islander Males, Aged 16 Years
OutputVariableName	output_CST90110

 TST90110 - Pop, Asian/PacIsl Males, 16 Yrs

Type	Numeric (Double)
TST90110	Population, Asian or Pacific Islander Males, Aged 16 Years
OutputVariableName	output_TST90110

 BST90110 - Pop, Asian/PacIsl Males, 16 Yrs

Type	Numeric (Double)
BST90110	Population, Asian or Pacific Islander Males, Aged 16 Years
OutputVariableName	output_BST90110

 CST90111 - Pop, Asian/PacIsl Males, 17 Yrs

Type	Numeric (Double)
CST90111	Population, Asian or Pacific Islander Males, Aged 17 Years
OutputVariableName	output_CST90111

 TST90111 - Pop, Asian/PacIsl Males, 17 Yrs

Type	Numeric (Double)
TST90111	Population, Asian or Pacific Islander Males, Aged 17 Years
OutputVariableName	output_TST90111

 BST90111 - Pop, Asian/PacIsl Males, 17 Yrs

Type	Numeric (Double)
BST90111	Population, Asian or Pacific Islander Males, Aged 17 Years
OutputVariableName	output_BST90111

 CST90112 - Pop, Asian/PacIsl Males, 18 Yrs

Type	Numeric (Double)
CST90112	Population, Asian or Pacific Islander Males, Aged 18 Years
OutputVariableName	output_CST90112

 TST90112 - Pop, Asian/PacIsl Males, 18 Yrs

Type	Numeric (Double)
TST90112	Population, Asian or Pacific Islander Males, Aged 18 Years
OutputVariableName	output_TST90112

 BST90112 - Pop, Asian/PacIsl Males, 18 Yrs

Type	Numeric (Double)
BST90112	Population, Asian or Pacific Islander Males, Aged 18 Years
OutputVariableName	output_BST90112

 CST90113 - Pop, Asian/PacIsl Males, 19 Yrs

Type	Numeric (Double)
CST90113	Population, Asian or Pacific Islander Males, Aged 19 Years
OutputVariableName	output_CST90113

 TST90113 - Pop, Asian/PacIsl Males, 19 Yrs

Type	Numeric (Double)
TST90113	Population, Asian or Pacific Islander Males, Aged 19 Years
OutputVariableName	output_TST90113

 BST90113 - Pop, Asian/PacIsl Males, 19 Yrs

Type	Numeric (Double)
BST90113	Population, Asian or Pacific Islander Males, Aged 19 Years
OutputVariableName	output_BST90113

 CST90114 - Pop, Asian/PacIsl Males, 20 Yrs

Type	Numeric (Double)
CST90114	Population, Asian or Pacific Islander Males, Aged 20 Years
OutputVariableName	output_CST90114

 TST90114 - Pop, Asian/PacIsl Males, 20 Yrs

Type	Numeric (Double)
TST90114	Population, Asian or Pacific Islander Males, Aged 20 Years
OutputVariableName	output_TST90114

 BST90114 - Pop, Asian/PacIsl Males, 20 Yrs

Type	Numeric (Double)
BST90114	Population, Asian or Pacific Islander Males, Aged 20 Years
OutputVariableName	output_BST90114



Type	Numeric (Double)
CST90115	Population, Asian or Pacific Islander Males, Aged 21 Years
OutputVariableName	output_CST90115



Type	Numeric (Double)
TST90115	Population, Asian or Pacific Islander Males, Aged 21 Years
OutputVariableName	output_TST90115



Type	Numeric (Double)
BST90115	Population, Asian or Pacific Islander Males, Aged 21 Years
OutputVariableName	output_BST90115



Type	Numeric (Double)
CST90116	Population, Asian or Pacific Islander Males, 22 to 24 Years
OutputVariableName	output_CST90116



Type	Numeric (Double)
TST90116	Population, Asian or Pacific Islander Males, 22 to 24 Years
OutputVariableName	output_TST90116




Type	Numeric (Double)
BST90116	Population, Asian or Pacific Islander Males, 22 to 24 Years
OutputVariableName	output_BST90116




Type	Numeric (Double)
CST90117	Population, Asian or Pacific Islander Males, 25 to 29 Years
OutputVariableName	output_CST90117

 TST90117 - Pop, Asian/PacIsl Males, 25-29 Yrs

Type	Numeric (Double)
TST90117	Population, Asian or Pacific Islander Males, 25 to 29 Years
OutputVariableName	output_TST90117

 BST90117 - Pop, Asian/PacIsl Males, 25-29 Yrs

Type	Numeric (Double)
BST90117	Population, Asian or Pacific Islander Males, 25 to 29 Years
OutputVariableName	output_BST90117

 CST90118 - Pop, Asian/PacIsl Males, 30-34 Yrs

Type	Numeric (Double)
CST90118	Population, Asian or Pacific Islander Males, 30 to 34 Years
OutputVariableName	output_CST90118

 TST90118 - Pop, Asian/PacIsl Males, 30-34 Yrs

Type	Numeric (Double)
TST90118	Population, Asian or Pacific Islander Males, 30 to 34 Years
OutputVariableName	output_TST90118

 BST90118 - Pop, Asian/PacIsl Males, 30-34 Yrs


Type	Numeric (Double)
BST90118	Population, Asian or Pacific Islander Males, 30 to 34 Years
OutputVariableName	output_BST90118

 CST90119 - Pop, Asian/PacIsl Males, 35-39 Yrs


Type	Numeric (Double)
CST90119	Population, Asian or Pacific Islander Males, 35 to 39 Years
OutputVariableName	output_CST90119

 TST90119 - Pop, Asian/PacIsl Males, 35-39 Yrs

Type	Numeric (Double)
TST90119	Population, Asian or Pacific Islander Males, 35 to 39 Years
OutputVariableName	output_TST90119

 BST90119 - Pop, Asian/PacIsl Males, 35-39 Yrs

Type	Numeric (Double)
BST90119	Population, Asian or Pacific Islander Males, 35 to 39 Years
OutputVariableName	output_BST90119

 CST90120 - Pop, Asian/PacIsl Males, 40-44 Yrs

Type	Numeric (Double)
CST90120	Population, Asian or Pacific Islander Males, 40 to 44 Years
OutputVariableName	output_CST90120

 TST90120 - Pop, Asian/PacIsl Males, 40-44 Yrs

Type	Numeric (Double)
TST90120	Population, Asian or Pacific Islander Males, 40 to 44 Years
OutputVariableName	output_TST90120

 BST90120 - Pop, Asian/PacIsl Males, 40-44 Yrs

Type	Numeric (Double)
BST90120	Population, Asian or Pacific Islander Males, 40 to 44 Years
OutputVariableName	output_BST90120

 CST90121 - Pop, Asian/PacIsl Males, 45-49 Yrs


Type	Numeric (Double)
CST90121	Population, Asian or Pacific Islander Males, 45 to 49 Years
OutputVariableName	output_CST90121

 TST90121 - Pop, Asian/PacIsl Males, 45-49 Yrs

Type	Numeric (Double)
TST90121	Population, Asian or Pacific Islander Males, 45 to 49 Years
OutputVariableName	output_TST90121

 BST90121 - Pop, Asian/PacIsl Males, 45-49 Yrs


Type	Numeric (Double)
BST90121	Population, Asian or Pacific Islander Males, 45 to 49 Years
OutputVariableName	output_BST90121

 CST90122 - Pop, Asian/PacIsl Males, 50-59 Yrs

Type	Numeric (Double)
CST90122	Population, Asian or Pacific Islander Males, 50 to 59 Years
OutputVariableName	output_CST90122

 TST90122 - Pop, Asian/PacIsl Males, 50-59 Yrs

Type	Numeric (Double)
TST90122	Population, Asian or Pacific Islander Males, 50 to 59 Years
OutputVariableName	output_TST90122

 BST90122 - Pop, Asian/PacIsl Males, 50-59 Yrs

Type	Numeric (Double)
BST90122	Population, Asian or Pacific Islander Males, 50 to 59 Years
OutputVariableName	output_BST90122

 CST90123 - Pop, Asian/PacIsl Males, 60-69 Yrs

Type	Numeric (Double)
CST90123	Population, Asian or Pacific Islander Males, 60 to 69 Years
OutputVariableName	output_CST90123

 TST90123 - Pop, Asian/PacIsl Males, 60-69 Yrs

Type	Numeric (Double)
TST90123	Population, Asian or Pacific Islander Males, 60 to 69 Years
OutputVariableName	output_TST90123

 BST90123 - Pop, Asian/PacIsl Males, 60-69 Yrs

Type	Numeric (Double)
BST90123	Population, Asian or Pacific Islander Males, 60 to 69 Years
OutputVariableName	output_BST90123

 CST90124 - Pop, Asian/PacIsl Males, 70 + Yrs


Type	Numeric (Double)
CST90124	Population, Asian or Pacific Islander Males, 70+ Years
OutputVariableName	output_CST90124

 TST90124 - Pop, Asian/PacIsl Males, 70 + Yrs

Type	Numeric (Double)
TST90124	Population, Asian or Pacific Islander Males, 70+ Years
OutputVariableName	output_TST90124

 BST90124 - Pop, Asian/PacIsl Males, 70 + Yrs


Type	Numeric (Double)
BST90124	Population, Asian or Pacific Islander Males, 70+ Years
OutputVariableName	output_BST90124

 CST90125 - Pop, Asian/PacIsl Females, < 1 Year

Type	Numeric (Double)
CST90125	Population, Asian or Pacific Islander Females, Under 1 Year
OutputVariableName	output_CST90125

 TST90125 - Pop, Asian/PacIsl Females, < 1 Year

Type	Numeric (Double)
TST90125	Population, Asian or Pacific Islander Females, Under 1 Year
OutputVariableName	output_TST90125

 BST90125 - Pop, Asian/PacIsl Females, < 1 Year


Type	Numeric (Double)
BST90125	Population, Asian or Pacific Islander Females, Under 1 Year
OutputVariableName	output_BST90125

 CST90126 - Pop, Asian/PacIsl Females, 1-4 Yrs


Type	Numeric (Double)
CST90126	Population, Asian or Pacific Islander Females, 1 to 4 Years
OutputVariableName	output_CST90126

 TST90126 - Pop, Asian/PacIsl Females, 1-4 Yrs


Type	Numeric (Double)
TST90126	Population, Asian or Pacific Islander Females, 1 to 4 Years
OutputVariableName	output_TST90126

 BST90126 - Pop, Asian/PacIsl Females, 1-4 Yrs

Type	Numeric (Double)
BST90126	Population, Asian or Pacific Islander Females, 1 to 4 Years
OutputVariableName	output_BST90126

 CST90127 - Pop, Asian/PacIsl Females, 5-9 Yrs

Type	Numeric (Double)
CST90127	Population, Asian or Pacific Islander Females, 5 to 9 Years
OutputVariableName	output_CST90127

 TST90127 - Pop, Asian/PacIsl Females, 5-9 Yrs

Type	Numeric (Double)
TST90127	Population, Asian or Pacific Islander Females, 5 to 9 Years
OutputVariableName	output_TST90127

 BST90127 - Pop, Asian/PacIsl Females, 5-9 Yrs

Type	Numeric (Double)
BST90127	Population, Asian or Pacific Islander Females, 5 to 9 Years
OutputVariableName	output_BST90127

 CST90128 - Pop, Asian/PacIsl Females, 10-11 Yrs

Type	Numeric (Double)
CST90128	Population, Asian or Pacific Islander Females, 10 to 11 Years
OutputVariableName	output_CST90128

 TST90128 - Pop, Asian/PacIsl Females, 10-11 Yrs

Type	Numeric (Double)
TST90128	Population, Asian or Pacific Islander Females, 10 to 11 Years
OutputVariableName	output_TST90128

 BST90128 - Pop, Asian/PacIsl Females, 10-11 Yrs

Type	Numeric (Double)
BST90128	Population, Asian or Pacific Islander Females, 10 to 11 Years
OutputVariableName	output_BST90128

 CST90129 - Pop, Asian/PacIsl Females, 12-13 Yrs

Type	Numeric (Double)
CST90129	Population, Asian or Pacific Islander Females, 12 to 13 Years
OutputVariableName	output_CST90129

 TST90129 - Pop, Asian/PacIsl Females, 12-13 Yrs

Type	Numeric (Double)
TST90129	Population, Asian or Pacific Islander Females, 12 to 13 Years
OutputVariableName	output_TST90129

 BST90129 - Pop, Asian/PacIsl Females, 12-13 Yrs

Type	Numeric (Double)
BST90129	Population, Asian or Pacific Islander Females, 12 to 13 Years
OutputVariableName	output_BST90129

 CST90130 - Pop, Asian/PacIsl Females, 14 Yrs

Type	Numeric (Double)
CST90130	Population, Asian or Pacific Islander Females, Aged 14 Years
OutputVariableName	output_CST90130

 TST90130 - Pop, Asian/PacIsl Females, 14 Yrs

Type	Numeric (Double)
TST90130	Population, Asian or Pacific Islander Females, Aged 14 Years
OutputVariableName	output_TST90130

 BST90130 - Pop, Asian/PacIsl Females, 14 Yrs

Type	Numeric (Double)
BST90130	Population, Asian or Pacific Islander Females, Aged 14 Years
OutputVariableName	output_BST90130

 CST90131 - Pop, Asian/PacIsl Females, 15 Yrs

Type	Numeric (Double)
CST90131	Population, Asian or Pacific Islander Females, Aged 15 Years
OutputVariableName	output_CST90131

 TST90131 - Pop, Asian/PacIsl Females, 15 Yrs

Type	Numeric (Double)
TST90131	Population, Asian or Pacific Islander Females, Aged 15 Years
OutputVariableName	output_TST90131

 BST90131 - Pop, Asian/PacIsl Females, 15 Yrs

Type	Numeric (Double)
BST90131	Population, Asian or Pacific Islander Females, Aged 15 Years
OutputVariableName	output_BST90131

 CST90132 - Pop, Asian/PacIsl Females, 16 Yrs

Type	Numeric (Double)
CST90132	Population, Asian or Pacific Islander Females, Aged 16 Years
OutputVariableName	output_CST90132

 TST90132 - Pop, Asian/PacIsl Females, 16 Yrs

Type	Numeric (Double)
TST90132	Population, Asian or Pacific Islander Females, Aged 16 Years
OutputVariableName	output_TST90132

 BST90132 - Pop, Asian/PacIsl Females, 16 Yrs

Type	Numeric (Double)
BST90132	Population, Asian or Pacific Islander Females, Aged 16 Years
OutputVariableName	output_BST90132

 CST90133 - Pop, Asian/PacIsl Females, 17 Yrs

Type	Numeric (Double)
CST90133	Population, Asian or Pacific Islander Females, Aged 17 Years
OutputVariableName	output_CST90133

 TST90133 - Pop, Asian/PacIsl Females, 17 Yrs

Type	Numeric (Double)
TST90133	Population, Asian or Pacific Islander Females, Aged 17 Years
OutputVariableName	output_TST90133

 BST90133 - Pop, Asian/PacIsl Females, 17 Yrs

Type	Numeric (Double)
BST90133	Population, Asian or Pacific Islander Females, Aged 17 Years
OutputVariableName	output_BST90133

 CST90134 - Pop, Asian/PacIsl Females, 18 Yrs

Type	Numeric (Double)
CST90134	Population, Asian or Pacific Islander Females, Aged 18 Years
OutputVariableName	output_CST90134

 TST90134 - Pop, Asian/PacIsl Females, 18 Yrs

Type	Numeric (Double)
TST90134	Population, Asian or Pacific Islander Females, Aged 18 Years
OutputVariableName	output_TST90134

 BST90134 - Pop, Asian/PacIsl Females, 18 Yrs

Type	Numeric (Double)
BST90134	Population, Asian or Pacific Islander Females, Aged 18 Years
OutputVariableName	output_BST90134

 CST90135 - Pop, Asian/PacIsl Females, 19 Yrs

Type	Numeric (Double)
CST90135	Population, Asian or Pacific Islander Females, Aged 19 Years
OutputVariableName	output_CST90135

 TST90135 - Pop, Asian/PacIsl Females, 19 Yrs

Type	Numeric (Double)
TST90135	Population, Asian or Pacific Islander Females, Aged 19 Years
OutputVariableName	output_TST90135

 BST90135 - Pop, Asian/PacIsl Females, 19 Yrs

Type	Numeric (Double)
BST90135	Population, Asian or Pacific Islander Females, Aged 19 Years
OutputVariableName	output_BST90135

 CST90136 - Pop, Asian/PacIsl Females, 20 Yrs

Type	Numeric (Double)
CST90136	Population, Asian or Pacific Islander Females, Aged 20 Years
OutputVariableName	output_CST90136

 TST90136 - Pop, Asian/PacIsl Females, 20 Yrs

Type	Numeric (Double)
TST90136	Population, Asian or Pacific Islander Females, Aged 20 Years
OutputVariableName	output_TST90136

 BST90136 - Pop, Asian/PacIsl Females, 20 Yrs

Type	Numeric (Double)
BST90136	Population, Asian or Pacific Islander Females, Aged 20 Years
OutputVariableName	output_BST90136

 CST90137 - Pop, Asian/PacIsl Females, 21 Yrs

Type	Numeric (Double)
CST90137	Population, Asian or Pacific Islander Females, Aged 21 Years
OutputVariableName	output_CST90137

 TST90137 - Pop, Asian/PacIsl Females, 21 Yrs

Type	Numeric (Double)
TST90137	Population, Asian or Pacific Islander Females, Aged 21 Years
OutputVariableName	output_TST90137

 BST90137 - Pop, Asian/PacIsl Females, 21 Yrs

Type	Numeric (Double)
BST90137	Population, Asian or Pacific Islander Females, Aged 21 Years
OutputVariableName	output_BST90137

 CST90138 - Pop, Asian/PacIsl Females, 22-24 Yrs

Type	Numeric (Double)
CST90138	Population, Asian or Pacific Islander Females, 22 to 24 Years
OutputVariableName	output_CST90138

 TST90138 - Pop, Asian/PacIsl Females, 22-24 Yrs

Type	Numeric (Double)
TST90138	Population, Asian or Pacific Islander Females, 22 to 24 Years
OutputVariableName	output_TST90138

 BST90138 - Pop, Asian/PacIsl Females, 22-24 Yrs

Type	Numeric (Double)
BST90138	Population, Asian or Pacific Islander Females, 22 to 24 Years
OutputVariableName	output_BST90138

 CST90139 - Pop, Asian/PacIsl Females, 25-29 Yrs

Type	Numeric (Double)
CST90139	Population, Asian or Pacific Islander Females, 25 to 29 Years
OutputVariableName	output_CST90139

 TST90139 - Pop, Asian/PacIsl Females, 25-29 Yrs

Type	Numeric (Double)
TST90139	Population, Asian or Pacific Islander Females, 25 to 29 Years
OutputVariableName	output_TST90139

 BST90139 - Pop, Asian/PacIsl Females, 25-29 Yrs

Type	Numeric (Double)
BST90139	Population, Asian or Pacific Islander Females, 25 to 29 Years
OutputVariableName	output_BST90139

 CST90140 - Pop, Asian/PacIsl Females, 30-34 Yrs

Type	Numeric (Double)
CST90140	Population, Asian or Pacific Islander Females, 30 to 34 Years
OutputVariableName	output_CST90140

 TST90140 - Pop, Asian/PacIsl Females, 30-34 Yrs

Type	Numeric (Double)
TST90140	Population, Asian or Pacific Islander Females, 30 to 34 Years
OutputVariableName	output_TST90140

 BST90140 - Pop, Asian/PacIsl Females, 30-34 Yrs

Type	Numeric (Double)
BST90140	Population, Asian or Pacific Islander Females, 30 to 34 Years
OutputVariableName	output_BST90140

 CST90141 - Pop, Asian/PacIsl Females, 35-39 Yrs

Type	Numeric (Double)
CST90141	Population, Asian or Pacific Islander Females, 35 to 39 Years
OutputVariableName	output_CST90141

 TST90141 - Pop, Asian/PacIsl Females, 35-39 Yrs

Type	Numeric (Double)
TST90141	Population, Asian or Pacific Islander Females, 35 to 39 Years
OutputVariableName	output_TST90141

 BST90141 - Pop, Asian/PacIsl Females, 35-39 Yrs

Type	Numeric (Double)
BST90141	Population, Asian or Pacific Islander Females, 35 to 39 Years
OutputVariableName	output_BST90141

 CST90142 - Pop, Asian/PacIsl Females, 40-44 Yrs

Type	Numeric (Double)
CST90142	Population, Asian or Pacific Islander Females, 40 to 44 Years
OutputVariableName	output_CST90142

 TST90142 - Pop, Asian/PacIsl Females, 40-44 Yrs

Type	Numeric (Double)
TST90142	Population, Asian or Pacific Islander Females, 40 to 44 Years
OutputVariableName	output_TST90142

 BST90142 - Pop, Asian/PacIsl Females, 40-44 Yrs

Type	Numeric (Double)
BST90142	Population, Asian or Pacific Islander Females, 40 to 44 Years
OutputVariableName	output_BST90142

 CST90143 - Pop, Asian/PacIsl Females, 45-49 Yrs

Type	Numeric (Double)
CST90143	Population, Asian or Pacific Islander Females, 45 to 49 Years
OutputVariableName	output_CST90143

 TST90143 - Pop, Asian/PacIsl Females, 45-49 Yrs

Type	Numeric (Double)
TST90143	Population, Asian or Pacific Islander Females, 45 to 49 Years
OutputVariableName	output_TST90143

 BST90143 - Pop, Asian/PacIsl Females, 45-49 Yrs

Type	Numeric (Double)
BST90143	Population, Asian or Pacific Islander Females, 45 to 49 Years
OutputVariableName	output_BST90143

 CST90144 - Pop, Asian/PacIsl Females, 50-59 Yrs

Type	Numeric (Double)
CST90144	Population, Asian or Pacific Islander Females, 50 to 59 Years
OutputVariableName	output_CST90144

 TST90144 - Pop, Asian/PacIsl Females, 50-59 Yrs

Type	Numeric (Double)
TST90144	Population, Asian or Pacific Islander Females, 50 to 59 Years
OutputVariableName	output_TST90144

 BST90144 - Pop, Asian/PacIsl Females, 50-59 Yrs

Type	Numeric (Double)
BST90144	Population, Asian or Pacific Islander Females, 50 to 59 Years
OutputVariableName	output_BST90144

 CST90145 - Pop, Asian/PacIsl Females, 60-69 Yrs


Type	Numeric (Double)
CST90145	Population, Asian or Pacific Islander Females, 60 to 69 Years
OutputVariableName	output_CST90145

 TST90145 - Pop, Asian/PacIsl Females, 60-69 Yrs

Type	Numeric (Double)
TST90145	Population, Asian or Pacific Islander Females, 60 to 69 Years
OutputVariableName	output_TST90145

 BST90145 - Pop, Asian/PacIsl Females, 60-69 Yrs


Type	Numeric (Double)
BST90145	Population, Asian or Pacific Islander Females, 60 to 69 Years
OutputVariableName	output_BST90145

 CST90146 - Pop, Asian/PacIsl Females, 70 + Yrs

Type	Numeric (Double)
CST90146	Population, Asian or Pacific Islander Females, 70+ Years
OutputVariableName	output_CST90146

 TST90146 - Pop, Asian/PacIsl Females, 70 + Yrs

Type	Numeric (Double)
TST90146	Population, Asian or Pacific Islander Females, 70+ Years
OutputVariableName	output_TST90146

 BST90146 - Pop, Asian/PacIsl Females, 70 + Yrs

Type	Numeric (Double)
BST90146	Population, Asian or Pacific Islander Females, 70+ Years
OutputVariableName	output_BST90146

 CST90147 - Pop, Other Males, Under 1 Year

Type	Numeric (Double)
CST90147	Population, Other Males, Under 1 Year
OutputVariableName	output_CST90147

 TST90147 - Pop, Other Males, Under 1 Year


Type	Numeric (Double)
TST90147	Population, Other Males, Under 1 Year
OutputVariableName	output_TST90147

 BST90147 - Pop, Other Males, Under 1 Year


Type	Numeric (Double)
BST90147	Population, Other Males, Under 1 Year
OutputVariableName	output_BST90147

 CST90148 - Pop, Other Males, 1-4 Yrs


Type	Numeric (Double)
CST90148	Population, Other Males, 1 to 4 Years
OutputVariableName	output_CST90148

 TST90148 - Pop, Other Males, 1-4 Yrs

Type	Numeric (Double)
TST90148	Population, Other Males, 1 to 4 Years
OutputVariableName	output_TST90148

 BST90148 - Pop, Other Males, 1-4 Yrs


Type	Numeric (Double)
BST90148	Population, Other Males, 1 to 4 Years
OutputVariableName	output_BST90148

 CST90149 - Pop, Other Males, 5-9 Yrs

Type	Numeric (Double)
CST90149	Population, Other Males, 5 to 9 Years
OutputVariableName	output_CST90149

 TST90149 - Pop, Other Males, 5-9 Yrs

Type	Numeric (Double)
TST90149	Population, Other Males, 5 to 9 Years
OutputVariableName	output_TST90149

 BST90149 - Pop, Other Males, 5-9 Yrs

Type	Numeric (Double)
BST90149	Population, Other Males, 5 to 9 Years
OutputVariableName	output_BST90149



Type	Numeric (Double)
CST90150	Population, Other Males, 10 to 11 Years
OutputVariableName	output_CST90150



Type	Numeric (Double)
TST90150	Population, Other Males, 10 to 11 Years
OutputVariableName	output_TST90150



Type	Numeric (Double)
BST90150	Population, Other Males, 10 to 11 Years
OutputVariableName	output_BST90150



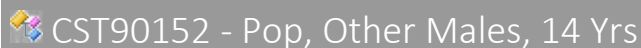
Type	Numeric (Double)
CST90151	Population, Other Males, 12 to 13 Years
OutputVariableName	output_CST90151



Type	Numeric (Double)
TST90151	Population, Other Males, 12 to 13 Years
OutputVariableName	output_TST90151




Type	Numeric (Double)
BST90151	Population, Other Males, 12 to 13 Years
OutputVariableName	output_BST90151




Type	Numeric (Double)
CST90152	Population, Other Males, Aged 14 Years
OutputVariableName	output_CST90152

 TST90152 - Pop, Other Males, 14 Yrs


Type	Numeric (Double)
TST90152	Population, Other Males, Aged 14 Years
OutputVariableName	output_TST90152

 BST90152 - Pop, Other Males, 14 Yrs

Type	Numeric (Double)
BST90152	Population, Other Males, Aged 14 Years
OutputVariableName	output_BST90152

 CST90153 - Pop, Other Males, 15 Yrs


Type	Numeric (Double)
CST90153	Population, Other Males, Aged 15 Years
OutputVariableName	output_CST90153

 TST90153 - Pop, Other Males, 15 Yrs


Type	Numeric (Double)
TST90153	Population, Other Males, Aged 15 Years
OutputVariableName	output_TST90153

 BST90153 - Pop, Other Males, 15 Yrs

Type	Numeric (Double)
BST90153	Population, Other Males, Aged 15 Years
OutputVariableName	output_BST90153

 CST90154 - Pop, Other Males, 16 Yrs


Type	Numeric (Double)
CST90154	Population, Other Males, Aged 16 Years
OutputVariableName	output_CST90154

 TST90154 - Pop, Other Males, 16 Yrs


Type	Numeric (Double)
TST90154	Population, Other Males, Aged 16 Years
OutputVariableName	output_TST90154

 BST90154 - Pop, Other Males, 16 Yrs


Type	Numeric (Double)
BST90154	Population, Other Males, Aged 16 Years
OutputVariableName	output_BST90154

 CST90155 - Pop, Other Males, 17 Yrs


Type	Numeric (Double)
CST90155	Population, Other Males, Aged 17 Years
OutputVariableName	output_CST90155

 TST90155 - Pop, Other Males, 17 Yrs

Type	Numeric (Double)
TST90155	Population, Other Males, Aged 17 Years
OutputVariableName	output_TST90155

 BST90155 - Pop, Other Males, 17 Yrs


Type	Numeric (Double)
BST90155	Population, Other Males, Aged 17 Years
OutputVariableName	output_BST90155

 CST90156 - Pop, Other Males, 18 Yrs

Type	Numeric (Double)
CST90156	Population, Other Males, Aged 18 Years
OutputVariableName	output_CST90156

 TST90156 - Pop, Other Males, 18 Yrs

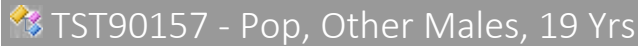
Type	Numeric (Double)
TST90156	Population, Other Males, Aged 18 Years
OutputVariableName	output_TST90156

 BST90156 - Pop, Other Males, 18 Yrs

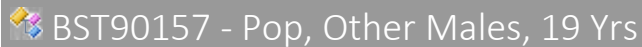
Type	Numeric (Double)
BST90156	Population, Other Males, Aged 18 Years
OutputVariableName	output_BST90156



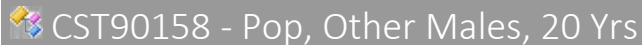
Type	Numeric (Double)
CST90157	Population, Other Males, Aged 19 Years
OutputVariableName	output_CST90157



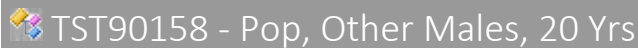
Type	Numeric (Double)
TST90157	Population, Other Males, Aged 19 Years
OutputVariableName	output_TST90157



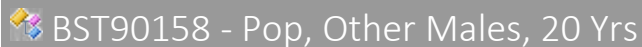
Type	Numeric (Double)
BST90157	Population, Other Males, Aged 19 Years
OutputVariableName	output_BST90157



Type	Numeric (Double)
CST90158	Population, Other Males, Aged 20 Years
OutputVariableName	output_CST90158




Type	Numeric (Double)
TST90158	Population, Other Males, Aged 20 Years
OutputVariableName	output_TST90158




Type	Numeric (Double)
BST90158	Population, Other Males, Aged 20 Years
OutputVariableName	output_BST90158



Type	Numeric (Double)
CST90159	Population, Other Males, Aged 21 Years
OutputVariableName	output_CST90159

 TST90159 - Pop, Other Males, 21 Yrs

Type	Numeric (Double)
TST90159	Population, Other Males, Aged 21 Years
OutputVariableName	output_TST90159

 BST90159 - Pop, Other Males, 21 Yrs

Type	Numeric (Double)
BST90159	Population, Other Males, Aged 21 Years
OutputVariableName	output_BST90159

 CST90160 - Pop, Other Males, 22-24 Yrs

Type	Numeric (Double)
CST90160	Population, Other Males, 22 to 24 Years
OutputVariableName	output_CST90160

 TST90160 - Pop, Other Males, 22-24 Yrs

Type	Numeric (Double)
TST90160	Population, Other Males, 22 to 24 Years
OutputVariableName	output_TST90160

 BST90160 - Pop, Other Males, 22-24 Yrs

Type	Numeric (Double)
BST90160	Population, Other Males, 22 to 24 Years
OutputVariableName	output_BST90160

 CST90161 - Pop, Other Males, 25-29 Yrs

Type	Numeric (Double)
CST90161	Population, Other Males, 25 to 29 Years
OutputVariableName	output_CST90161

 TST90161 - Pop, Other Males, 25-29 Yrs

Type	Numeric (Double)
TST90161	Population, Other Males, 25 to 29 Years
OutputVariableName	output_TST90161

 BST90161 - Pop, Other Males, 25-29 Yrs

Type	Numeric (Double)
BST90161	Population, Other Males, 25 to 29 Years
OutputVariableName	output_BST90161

 CST90162 - Pop, Other Males, 30-34 Yrs

Type	Numeric (Double)
CST90162	Population, Other Males, 30 to 34 Years
OutputVariableName	output_CST90162

 TST90162 - Pop, Other Males, 30-34 Yrs

Type	Numeric (Double)
TST90162	Population, Other Males, 30 to 34 Years
OutputVariableName	output_TST90162

 BST90162 - Pop, Other Males, 30-34 Yrs

Type	Numeric (Double)
BST90162	Population, Other Males, 30 to 34 Years
OutputVariableName	output_BST90162

 CST90163 - Pop, Other Males, 35-39 Yrs

Type	Numeric (Double)
CST90163	Population, Other Males, 35 to 39 Years
OutputVariableName	output_CST90163

 TST90163 - Pop, Other Males, 35-39 Yrs

Type	Numeric (Double)
TST90163	Population, Other Males, 35 to 39 Years
OutputVariableName	output_TST90163

 BST90163 - Pop, Other Males, 35-39 Yrs

Type	Numeric (Double)
BST90163	Population, Other Males, 35 to 39 Years
OutputVariableName	output_BST90163



Type	Numeric (Double)
CST90164	Population, Other Males, 40 to 44 Years
OutputVariableName	output_CST90164



Type	Numeric (Double)
TST90164	Population, Other Males, 40 to 44 Years
OutputVariableName	output_TST90164



Type	Numeric (Double)
BST90164	Population, Other Males, 40 to 44 Years
OutputVariableName	output_BST90164



Type	Numeric (Double)
CST90165	Population, Other Males, 45 to 49 Years
OutputVariableName	output_CST90165



Type	Numeric (Double)
TST90165	Population, Other Males, 45 to 49 Years
OutputVariableName	output_TST90165



Type	Numeric (Double)
BST90165	Population, Other Males, 45 to 49 Years
OutputVariableName	output_BST90165



Type	Numeric (Double)
CST90166	Population, Other Males, 50 to 59 Years
OutputVariableName	output_CST90166

 TST90166 - Pop, Other Males, 50-59 Yrs

Type	Numeric (Double)
TST90166	Population, Other Males, 50 to 59 Years
OutputVariableName	output_TST90166

 BST90166 - Pop, Other Males, 50-59 Yrs

Type	Numeric (Double)
BST90166	Population, Other Males, 50 to 59 Years
OutputVariableName	output_BST90166

 CST90167 - Pop, Other Males, 60-69 Yrs

Type	Numeric (Double)
CST90167	Population, Other Males, 60 to 69 Years
OutputVariableName	output_CST90167

 TST90167 - Pop, Other Males, 60-69 Yrs

Type	Numeric (Double)
TST90167	Population, Other Males, 60 to 69 Years
OutputVariableName	output_TST90167

 BST90167 - Pop, Other Males, 60-69 Yrs

Type	Numeric (Double)
BST90167	Population, Other Males, 60 to 69 Years
OutputVariableName	output_BST90167

 CST90168 - Pop, Other Males, 70 + Yrs

Type	Numeric (Double)
CST90168	Population, Other Males, 70+ Years
OutputVariableName	output_CST90168

 TST90168 - Pop, Other Males, 70 + Yrs

Type	Numeric (Double)
TST90168	Population, Other Males, 70+ Years
OutputVariableName	output_TST90168

 BST90168 - Pop, Other Males, 70 + Yrs

Type	Numeric (Double)
BST90168	Population, Other Males, 70+ Years
OutputVariableName	output_BST90168

 CST90169 - Pop, Other Females, Under 1 Year

Type	Numeric (Double)
CST90169	Population, Other Females, Under 1 Year
OutputVariableName	output_CST90169

 TST90169 - Pop, Other Females, Under 1 Year

Type	Numeric (Double)
TST90169	Population, Other Females, Under 1 Year
OutputVariableName	output_TST90169

 BST90169 - Pop, Other Females, Under 1 Year

Type	Numeric (Double)
BST90169	Population, Other Females, Under 1 Year
OutputVariableName	output_BST90169

 CST90170 - Pop, Other Females, 1-4 Yrs

Type	Numeric (Double)
CST90170	Population, Other Females, 1 to 4 Years
OutputVariableName	output_CST90170

 TST90170 - Pop, Other Females, 1-4 Yrs

Type	Numeric (Double)
TST90170	Population, Other Females, 1 to 4 Years
OutputVariableName	output_TST90170

 BST90170 - Pop, Other Females, 1-4 Yrs

Type	Numeric (Double)
BST90170	Population, Other Females, 1 to 4 Years
OutputVariableName	output_BST90170

 CST90171 - Pop, Other Females, 5-9 Yrs

Type	Numeric (Double)
CST90171	Population, Other Females, 5 to 9 Years
OutputVariableName	output_CST90171

 TST90171 - Pop, Other Females, 5-9 Yrs

Type	Numeric (Double)
TST90171	Population, Other Females, 5 to 9 Years
OutputVariableName	output_TST90171

 BST90171 - Pop, Other Females, 5-9 Yrs

Type	Numeric (Double)
BST90171	Population, Other Females, 5 to 9 Years
OutputVariableName	output_BST90171

 CST90172 - Pop, Other Females, 10-11 Yrs

Type	Numeric (Double)
CST90172	Population, Other Females, 10 to 11 Years
OutputVariableName	output_CST90172

 TST90172 - Pop, Other Females, 10-11 Yrs

Type	Numeric (Double)
TST90172	Population, Other Females, 10 to 11 Years
OutputVariableName	output_TST90172

 BST90172 - Pop, Other Females, 10-11 Yrs

Type	Numeric (Double)
BST90172	Population, Other Females, 10 to 11 Years
OutputVariableName	output_BST90172

 CST90173 - Pop, Other Females, 12-13 Yrs

Type	Numeric (Double)
CST90173	Population, Other Females, 12 to 13 Years
OutputVariableName	output_CST90173

 TST90173 - Pop, Other Females, 12-13 Yrs

Type	Numeric (Double)
TST90173	Population, Other Females, 12 to 13 Years
OutputVariableName	output_TST90173

 BST90173 - Pop, Other Females, 12-13 Yrs

Type	Numeric (Double)
BST90173	Population, Other Females, 12 to 13 Years
OutputVariableName	output_BST90173

 CST90174 - Pop, Other Females, 14 Yrs

Type	Numeric (Double)
CST90174	Population, Other Females, Aged 14 Years
OutputVariableName	output_CST90174

 TST90174 - Pop, Other Females, 14 Yrs

Type	Numeric (Double)
TST90174	Population, Other Females, Aged 14 Years
OutputVariableName	output_TST90174

 BST90174 - Pop, Other Females, 14 Yrs

Type	Numeric (Double)
BST90174	Population, Other Females, Aged 14 Years
OutputVariableName	output_BST90174

 CST90175 - Pop, Other Females, 15 Yrs

Type	Numeric (Double)
CST90175	Population, Other Females, Aged 15 Years
OutputVariableName	output_CST90175

 TST90175 - Pop, Other Females, 15 Yrs

Type	Numeric (Double)
TST90175	Population, Other Females, Aged 15 Years
OutputVariableName	output_TST90175

 BST90175 - Pop, Other Females, 15 Yrs

Type	Numeric (Double)
BST90175	Population, Other Females, Aged 15 Years
OutputVariableName	output_BST90175

 CST90176 - Pop, Other Females, 16 Yrs

Type	Numeric (Double)
CST90176	Population, Other Females, Aged 16 Years
OutputVariableName	output_CST90176

 TST90176 - Pop, Other Females, 16 Yrs

Type	Numeric (Double)
TST90176	Population, Other Females, Aged 16 Years
OutputVariableName	output_TST90176

 BST90176 - Pop, Other Females, 16 Yrs


Type	Numeric (Double)
BST90176	Population, Other Females, Aged 16 Years
OutputVariableName	output_BST90176

 CST90177 - Pop, Other Females, 17 Yrs

Type	Numeric (Double)
CST90177	Population, Other Females, Aged 17 Years
OutputVariableName	output_CST90177

 TST90177 - Pop, Other Females, 17 Yrs

Type	Numeric (Double)
TST90177	Population, Other Females, Aged 17 Years
OutputVariableName	output_TST90177

 BST90177 - Pop, Other Females, 17 Yrs

Type	Numeric (Double)
BST90177	Population, Other Females, Aged 17 Years
OutputVariableName	output_BST90177

 CST90178 - Pop, Other Females, 18 Yrs

Type	Numeric (Double)
CST90178	Population, Other Females, Aged 18 Years
OutputVariableName	output_CST90178

 TST90178 - Pop, Other Females, 18 Yrs

Type	Numeric (Double)
TST90178	Population, Other Females, Aged 18 Years
OutputVariableName	output_TST90178

 BST90178 - Pop, Other Females, 18 Yrs

Type	Numeric (Double)
BST90178	Population, Other Females, Aged 18 Years
OutputVariableName	output_BST90178

 CST90179 - Pop, Other Females, 19 Yrs

Type	Numeric (Double)
CST90179	Population, Other Females, Aged 19 Years
OutputVariableName	output_CST90179

 TST90179 - Pop, Other Females, 19 Yrs

Type	Numeric (Double)
TST90179	Population, Other Females, Aged 19 Years
OutputVariableName	output_TST90179

 BST90179 - Pop, Other Females, 19 Yrs

Type	Numeric (Double)
BST90179	Population, Other Females, Aged 19 Years
OutputVariableName	output_BST90179

 CST90180 - Pop, Other Females, 20 Yrs

Type	Numeric (Double)
CST90180	Population, Other Females, Aged 20 Years
OutputVariableName	output_CST90180

 TST90180 - Pop, Other Females, 20 Yrs

Type	Numeric (Double)
TST90180	Population, Other Females, Aged 20 Years
OutputVariableName	output_TST90180

 BST90180 - Pop, Other Females, 20 Yrs

Type	Numeric (Double)
BST90180	Population, Other Females, Aged 20 Years
OutputVariableName	output_BST90180

 CST90181 - Pop, Other Females, 21 Yrs

Type	Numeric (Double)
CST90181	Population, Other Females, Aged 21 Years
OutputVariableName	output_CST90181

 TST90181 - Pop, Other Females, 21 Yrs

Type	Numeric (Double)
TST90181	Population, Other Females, Aged 21 Years
OutputVariableName	output_TST90181

 BST90181 - Pop, Other Females, 21 Yrs

Type	Numeric (Double)
BST90181	Population, Other Females, Aged 21 Years
OutputVariableName	output_BST90181

 CST90182 - Pop, Other Females, 22-24 Yrs

Type	Numeric (Double)
CST90182	Population, Other Females, 22 to 24 Years
OutputVariableName	output_CST90182

 TST90182 - Pop, Other Females, 22-24 Yrs

Type	Numeric (Double)
TST90182	Population, Other Females, 22 to 24 Years
OutputVariableName	output_TST90182

 BST90182 - Pop, Other Females, 22-24 Yrs

Type	Numeric (Double)
BST90182	Population, Other Females, 22 to 24 Years
OutputVariableName	output_BST90182

 CST90183 - Pop, Other Females, 25-29 Yrs

Type	Numeric (Double)
CST90183	Population, Other Females, 25 to 29 Years
OutputVariableName	output_CST90183

 TST90183 - Pop, Other Females, 25-29 Yrs

Type	Numeric (Double)
TST90183	Population, Other Females, 25 to 29 Years
OutputVariableName	output_TST90183

 BST90183 - Pop, Other Females, 25-29 Yrs

Type	Numeric (Double)
BST90183	Population, Other Females, 25 to 29 Years
OutputVariableName	output_BST90183

 CST90184 - Pop, Other Females, 30-34 Yrs

Type	Numeric (Double)
CST90184	Population, Other Females, 30 to 34 Years
OutputVariableName	output_CST90184

 TST90184 - Pop, Other Females, 30-34 Yrs

Type	Numeric (Double)
TST90184	Population, Other Females, 30 to 34 Years
OutputVariableName	output_TST90184

 BST90184 - Pop, Other Females, 30-34 Yrs

Type	Numeric (Double)
BST90184	Population, Other Females, 30 to 34 Years
OutputVariableName	output_BST90184

 CST90185 - Pop, Other Females, 35-39 Yrs

Type	Numeric (Double)
CST90185	Population, Other Females, 35 to 39 Years
OutputVariableName	output_CST90185

 TST90185 - Pop, Other Females, 35-39 Yrs

Type	Numeric (Double)
TST90185	Population, Other Females, 35 to 39 Years
OutputVariableName	output_TST90185

 BST90185 - Pop, Other Females, 35-39 Yrs

Type	Numeric (Double)
BST90185	Population, Other Females, 35 to 39 Years
OutputVariableName	output_BST90185

 CST90186 - Pop, Other Females, 40-44 Yrs

Type	Numeric (Double)
CST90186	Population, Other Females, 40 to 44 Years
OutputVariableName	output_CST90186

 TST90186 - Pop, Other Females, 40-44 Yrs

Type	Numeric (Double)
TST90186	Population, Other Females, 40 to 44 Years
OutputVariableName	output_TST90186

 BST90186 - Pop, Other Females, 40-44 Yrs

Type	Numeric (Double)
BST90186	Population, Other Females, 40 to 44 Years
OutputVariableName	output_BST90186

 CST90187 - Pop, Other Females, 45-49 Yrs

Type	Numeric (Double)
CST90187	Population, Other Females, 45 to 49 Years
OutputVariableName	output_CST90187

 TST90187 - Pop, Other Females, 45-49 Yrs

Type	Numeric (Double)
TST90187	Population, Other Females, 45 to 49 Years
OutputVariableName	output_TST90187

 BST90187 - Pop, Other Females, 45-49 Yrs

Type	Numeric (Double)
BST90187	Population, Other Females, 45 to 49 Years
OutputVariableName	output_BST90187

 CST90188 - Pop, Other Females, 50-59 Yrs

Type	Numeric (Double)
CST90188	Population, Other Females, 50 to 59 Years
OutputVariableName	output_CST90188

 TST90188 - Pop, Other Females, 50-59 Yrs

Type	Numeric (Double)
TST90188	Population, Other Females, 50 to 59 Years
OutputVariableName	output_TST90188

 BST90188 - Pop, Other Females, 50-59 Yrs

Type	Numeric (Double)
BST90188	Population, Other Females, 50 to 59 Years
OutputVariableName	output_BST90188

 CST90189 - Pop, Other Females, 60-69 Yrs

Type	Numeric (Double)
CST90189	Population, Other Females, 60 to 69 Years
OutputVariableName	output_CST90189

 TST90189 - Pop, Other Females, 60-69 Yrs

Type	Numeric (Double)
TST90189	Population, Other Females, 60 to 69 Years
OutputVariableName	output_TST90189

 BST90189 - Pop, Other Females, 60-69 Yrs

Type	Numeric (Double)
BST90189	Population, Other Females, 60 to 69 Years
OutputVariableName	output_BST90189

 CST90190 - Pop, Other Females, 70 + Yrs


Type	Numeric (Double)
CST90190	Population, Other Females, 70+ Years
OutputVariableName	output_CST90190

 TST90190 - Pop, Other Females, 70 + Yrs


Type	Numeric (Double)
TST90190	Population, Other Females, 70+ Years
OutputVariableName	output_TST90190

 BST90190 - Pop, Other Females, 70 + Yrs


Type	Numeric (Double)
BST90190	Population, Other Females, 70+ Years
OutputVariableName	output_BST90190

 CST90191 - Median Age

Type	Numeric (Double)
CST90191	Median Age
OutputVariableName	output_CST90191

 TST90191 - Median Age

Type	Numeric (Double)
TST90191	Median Age
OutputVariableName	output_TST90191

 BST90191 - Median Age

Type	Numeric (Double)
BST90191	Median Age
OutputVariableName	output_BST90191

 CST90192 - Median Age, White Male

Type	Numeric (Double)
CST90192	White Male Median Age
OutputVariableName	output_CST90192

 TST90192 - Median Age, White Male

Type	Numeric (Double)
TST90192	White Male Median Age
OutputVariableName	output_TST90192

 BST90192 - Median Age, White Male

Type	Numeric (Double)
BST90192	White Male Median Age
OutputVariableName	output_BST90192

 CST90193 - Median Age, White Female

Type	Numeric (Double)
CST90193	White Female Median Age
OutputVariableName	output_CST90193

 TST90193 - Median Age, White Female

Type	Numeric (Double)
TST90193	White Female Median Age
OutputVariableName	output_TST90193

 BST90193 - Median Age, White Female

Type	Numeric (Double)
BST90193	White Female Median Age
OutputVariableName	output_BST90193

 CST90194 - Median Age, Black Male

Type	Numeric (Double)
CST90194	Black Male Median Age
OutputVariableName	output_CST90194

 TST90194 - Median Age, Black Male

Type	Numeric (Double)
TST90194	Black Male Median Age
OutputVariableName	output_TST90194

 BST90194 - Median Age, Black Male

Type	Numeric (Double)
BST90194	Black Male Median Age
OutputVariableName	output_BST90194

 CST90195 - Median Age, Black Female

Type	Numeric (Double)
CST90195	Black Female Median Age
OutputVariableName	output_CST90195

 TST90195 - Median Age, Black Female

Type	Numeric (Double)
TST90195	Black Female Median Age
OutputVariableName	output_TST90195

 BST90195 - Median Age, Black Female

Type	Numeric (Double)
BST90195	Black Female Median Age
OutputVariableName	output_BST90195

 CST90196 - Median Age, Asian/PacIs Male

Type	Numeric (Double)
CST90196	Asian or Pacific Islander Male Median Age
OutputVariableName	output_CST90196

 TST90196 - Median Age, Asian/PacIs Male

Type	Numeric (Double)
TST90196	Asian or Pacific Islander Male Median Age
OutputVariableName	output_TST90196

 BST90196 - Median Age, Asian/PacIs Male

Type	Numeric (Double)
BST90196	Asian or Pacific Islander Male Median Age
OutputVariableName	output_BST90196

 CST90197 - Median Age, Asian/PacIs Female

Type	Numeric (Double)
CST90197	Asian or Pacific Islander Female Median Age
OutputVariableName	output_CST90197

 TST90197 - Median Age, Asian/PacIs Female

Type	Numeric (Double)
TST90197	Asian or Pacific Islander Female Median Age
OutputVariableName	output_TST90197

 BST90197 - Median Age, Asian/PacIs Female

Type	Numeric (Double)
BST90197	Asian or Pacific Islander Female Median Age
OutputVariableName	output_BST90197

 CST90198 - Median Age, Other Male

Type	Numeric (Double)
CST90198	Other Male Median Age
OutputVariableName	output_CST90198

 TST90198 - Median Age, Other Male

Type	Numeric (Double)
TST90198	Other Male Median Age
OutputVariableName	output_TST90198

 BST90198 - Median Age, Other Male

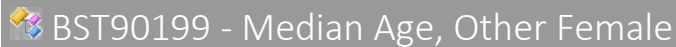
Type	Numeric (Double)
BST90198	Other Male Median Age
OutputVariableName	output_BST90198



Type	Numeric (Double)
CST90199	Other Female Median Age
OutputVariableName	output_CST90199



Type	Numeric (Double)
TST90199	Other Female Median Age
OutputVariableName	output_TST90199




Type	Numeric (Double)
BST90199	Other Female Median Age
OutputVariableName	output_BST90199



Type	Numeric (Double)
CST90200	Standard Deviation in Age Distribution
OutputVariableName	output_CST90200



Type	Numeric (Double)
TST90200	Standard Deviation in Age Distribution
OutputVariableName	output_TST90200



Type	Numeric (Double)
BST90200	Standard Deviation in Age Distribution
OutputVariableName	output_BST90200



Type	Numeric (Double)
CST90201	Standard Deviation in Age Distribution, White Male
OutputVariableName	output_CST90201

 TST90201 - Std Dev in Age, White Male

Type	Numeric (Double)
TST90201	Standard Deviation in Age Distribution, White Male
OutputVariableName	output_TST90201

 BST90201 - Std Dev in Age, White Male

Type	Numeric (Double)
BST90201	Standard Deviation in Age Distribution, White Male
OutputVariableName	output_BST90201

 CST90202 - Std Dev in Age, White Female

Type	Numeric (Double)
CST90202	Standard Deviation in Age Distribution, White Female
OutputVariableName	output_CST90202

 TST90202 - Std Dev in Age, White Female

Type	Numeric (Double)
TST90202	Standard Deviation in Age Distribution, White Female
OutputVariableName	output_TST90202

 BST90202 - Std Dev in Age, White Female

Type	Numeric (Double)
BST90202	Standard Deviation in Age Distribution, White Female
OutputVariableName	output_BST90202

 CST90203 - Std Dev in Age, Black Male

Type	Numeric (Double)
CST90203	Standard Deviation in Age Distribution, Black Male
OutputVariableName	output_CST90203

 TST90203 - Std Dev in Age, Black Male

Type	Numeric (Double)
TST90203	Standard Deviation in Age Distribution, Black Male
OutputVariableName	output_TST90203

 BST90203 - Std Dev in Age, Black Male

Type	Numeric (Double)
BST90203	Standard Deviation in Age Distribution, Black Male
OutputVariableName	output_BST90203

 CST90204 - Std Dev in Age, Black Female

Type	Numeric (Double)
CST90204	Standard Deviation in Age Distribution, Black Female
OutputVariableName	output_CST90204

 TST90204 - Std Dev in Age, Black Female

Type	Numeric (Double)
TST90204	Standard Deviation in Age Distribution, Black Female
OutputVariableName	output_TST90204

 BST90204 - Std Dev in Age, Black Female

Type	Numeric (Double)
BST90204	Standard Deviation in Age Distribution, Black Female
OutputVariableName	output_BST90204

 CST90205 - Std Dev in Age, Asian/PacIs Male

Type	Numeric (Double)
CST90205	Standard Deviation in Age Distribution, Asian or Pacific Islander Male
OutputVariableName	output_CST90205

 TST90205 - Std Dev in Age, Asian/PacIs Male

Type	Numeric (Double)
TST90205	Standard Deviation in Age Distribution, Asian or Pacific Islander Male
OutputVariableName	output_TST90205

 BST90205 - Std Dev in Age, Asian/PacIs Male

Type	Numeric (Double)
BST90205	Standard Deviation in Age Distribution, Asian or Pacific Islander Male
OutputVariableName	output_BST90205

 CST90206 - Std Dev in Age, Asian/PacIs Female

Type	Numeric (Double)
CST90206	Standard Deviation in Age Distribution, Asian or Pacific Islander Female
OutputVariableName	output_CST90206

 TST90206 - Std Dev in Age, Asian/PacIs Female

Type	Numeric (Double)
TST90206	Standard Deviation in Age Distribution, Asian or Pacific Islander Female
OutputVariableName	output_TST90206

 BST90206 - Std Dev in Age, Asian/PacIs Female

Type	Numeric (Double)
BST90206	Standard Deviation in Age Distribution, Asian or Pacific Islander Female
OutputVariableName	output_BST90206

 CST90207 - Std Dev in Age, Other Male

Type	Numeric (Double)
CST90207	Standard Deviation in Age Distribution, Other Male
OutputVariableName	output_CST90207

 TST90207 - Std Dev in Age, Other Male

Type	Numeric (Double)
TST90207	Standard Deviation in Age Distribution, Other Male
OutputVariableName	output_TST90207

 BST90207 - Std Dev in Age, Other Male

Type	Numeric (Double)
BST90207	Standard Deviation in Age Distribution, Other Male
OutputVariableName	output_BST90207

 CST90208 - Std Dev in Age, Other Female

Type	Numeric (Double)
CST90208	Standard Deviation in Age Distribution, Other Female
OutputVariableName	output_CST90208

 TST90208 - Std Dev in Age, Other Female


Type	Numeric (Double)
TST90208	Standard Deviation in Age Distribution, Other Female
OutputVariableName	output_TST90208

 BST90208 - Std Dev in Age, Other Female

Type	Numeric (Double)
BST90208	Standard Deviation in Age Distribution, Other Female
OutputVariableName	output_BST90208

 CST90209 - Pop, Hispanic Males, Under 1 Year

Type	Numeric (Double)
CST90209	Population, Hispanic Males, Under 1 Year
OutputVariableName	output_CST90209

 TST90209 - Pop, Hispanic Males, Under 1 Year

Type	Numeric (Double)
TST90209	Population, Hispanic Males, Under 1 Year
OutputVariableName	output_TST90209

 BST90209 - Pop, Hispanic Males, Under 1 Year

Type	Numeric (Double)
BST90209	Population, Hispanic Males, Under 1 Year
OutputVariableName	output_BST90209

 CST90210 - Pop, Hispanic Males, 1-4 Yrs

Type	Numeric (Double)
CST90210	Population, Hispanic Males, 1 to 4 Years
OutputVariableName	output_CST90210

 TST90210 - Pop, Hispanic Males, 1-4 Yrs

Type	Numeric (Double)
TST90210	Population, Hispanic Males, 1 to 4 Years
OutputVariableName	output_TST90210

 BST90210 - Pop, Hispanic Males, 1-4 Yrs

Type	Numeric (Double)
BST90210	Population, Hispanic Males, 1 to 4 Years
OutputVariableName	output_BST90210

 CST90211 - Pop, Hispanic Males, 5-9 Yrs

Type	Numeric (Double)
CST90211	Population, Hispanic Males, 5 to 9 Years
OutputVariableName	output_CST90211

 TST90211 - Pop, Hispanic Males, 5-9 Yrs

Type	Numeric (Double)
TST90211	Population, Hispanic Males, 5 to 9 Years
OutputVariableName	output_TST90211

 BST90211 - Pop, Hispanic Males, 5-9 Yrs

Type	Numeric (Double)
BST90211	Population, Hispanic Males, 5 to 9 Years
OutputVariableName	output_BST90211

 CST90212 - Pop, Hispanic Males, 10-11 Yrs

Type	Numeric (Double)
CST90212	Population, Hispanic Males, 10 to 11 Years
OutputVariableName	output_CST90212

 TST90212 - Pop, Hispanic Males, 10-11 Yrs

Type	Numeric (Double)
TST90212	Population, Hispanic Males, 10 to 11 Years
OutputVariableName	output_TST90212

 BST90212 - Pop, Hispanic Males, 10-11 Yrs

Type	Numeric (Double)
BST90212	Population, Hispanic Males, 10 to 11 Years
OutputVariableName	output_BST90212

 CST90213 - Pop, Hispanic Males, 12-13 Yrs

Type	Numeric (Double)
CST90213	Population, Hispanic Males, 12 to 13 Years
OutputVariableName	output_CST90213

 TST90213 - Pop, Hispanic Males, 12-13 Yrs

Type	Numeric (Double)
TST90213	Population, Hispanic Males, 12 to 13 Years
OutputVariableName	output_TST90213

 BST90213 - Pop, Hispanic Males, 12-13 Yrs

Type	Numeric (Double)
BST90213	Population, Hispanic Males, 12 to 13 Years
OutputVariableName	output_BST90213

 CST90214 - Pop, Hispanic Males, 14 Yrs

Type	Numeric (Double)
CST90214	Population, Hispanic Males, Aged 14 Years
OutputVariableName	output_CST90214

 TST90214 - Pop, Hispanic Males, 14 Yrs

Type	Numeric (Double)
TST90214	Population, Hispanic Males, Aged 14 Years
OutputVariableName	output_TST90214

 BST90214 - Pop, Hispanic Males, 14 Yrs

Type	Numeric (Double)
BST90214	Population, Hispanic Males, Aged 14 Years
OutputVariableName	output_BST90214

 CST90215 - Pop, Hispanic Males, 15 Yrs

Type	Numeric (Double)
CST90215	Population, Hispanic Males, Aged 15 Years
OutputVariableName	output_CST90215

 TST90215 - Pop, Hispanic Males, 15 Yrs

Type	Numeric (Double)
TST90215	Population, Hispanic Males, Aged 15 Years
OutputVariableName	output_TST90215

 BST90215 - Pop, Hispanic Males, 15 Yrs

Type	Numeric (Double)
BST90215	Population, Hispanic Males, Aged 15 Years
OutputVariableName	output_BST90215

 CST90216 - Pop, Hispanic Males, 16 Yrs

Type	Numeric (Double)
CST90216	Population, Hispanic Males, Aged 16 Years
OutputVariableName	output_CST90216

 TST90216 - Pop, Hispanic Males, 16 Yrs

Type	Numeric (Double)
TST90216	Population, Hispanic Males, Aged 16 Years
OutputVariableName	output_TST90216

 BST90216 - Pop, Hispanic Males, 16 Yrs

Type	Numeric (Double)
BST90216	Population, Hispanic Males, Aged 16 Years
OutputVariableName	output_BST90216

 CST90217 - Pop, Hispanic Males, 17 Yrs

Type	Numeric (Double)
CST90217	Population, Hispanic Males, Aged 17 Years
OutputVariableName	output_CST90217

 TST90217 - Pop, Hispanic Males, 17 Yrs

Type	Numeric (Double)
TST90217	Population, Hispanic Males, Aged 17 Years
OutputVariableName	output_TST90217

 BST90217 - Pop, Hispanic Males, 17 Yrs

Type	Numeric (Double)
BST90217	Population, Hispanic Males, Aged 17 Years
OutputVariableName	output_BST90217

 CST90218 - Pop, Hispanic Males, 18 Yrs

Type	Numeric (Double)
CST90218	Population, Hispanic Males, Aged 18 Years
OutputVariableName	output_CST90218

 TST90218 - Pop, Hispanic Males, 18 Yrs

Type	Numeric (Double)
TST90218	Population, Hispanic Males, Aged 18 Years
OutputVariableName	output_TST90218

 BST90218 - Pop, Hispanic Males, 18 Yrs

Type	Numeric (Double)
BST90218	Population, Hispanic Males, Aged 18 Years
OutputVariableName	output_BST90218

 CST90219 - Pop, Hispanic Males, 19 Yrs

Type	Numeric (Double)
CST90219	Population, Hispanic Males, Aged 19 Years
OutputVariableName	output_CST90219

 TST90219 - Pop, Hispanic Males, 19 Yrs

Type	Numeric (Double)
TST90219	Population, Hispanic Males, Aged 19 Years
OutputVariableName	output_TST90219

 BST90219 - Pop, Hispanic Males, 19 Yrs

Type	Numeric (Double)
BST90219	Population, Hispanic Males, Aged 19 Years
OutputVariableName	output_BST90219

 CST90220 - Pop, Hispanic Males, 20 Yrs

Type	Numeric (Double)
CST90220	Population, Hispanic Males, Aged 20 Years
OutputVariableName	output_CST90220

 TST90220 - Pop, Hispanic Males, 20 Yrs

Type	Numeric (Double)
TST90220	Population, Hispanic Males, Aged 20 Years
OutputVariableName	output_TST90220

 BST90220 - Pop, Hispanic Males, 20 Yrs

Type	Numeric (Double)
BST90220	Population, Hispanic Males, Aged 20 Years
OutputVariableName	output_BST90220

 CST90221 - Pop, Hispanic Males, 21 Yrs

Type	Numeric (Double)
CST90221	Population, Hispanic Males, Aged 21 Years
OutputVariableName	output_CST90221

 TST90221 - Pop, Hispanic Males, 21 Yrs

Type	Numeric (Double)
TST90221	Population, Hispanic Males, Aged 21 Years
OutputVariableName	output_TST90221

 BST90221 - Pop, Hispanic Males, 21 Yrs

Type	Numeric (Double)
BST90221	Population, Hispanic Males, Aged 21 Years
OutputVariableName	output_BST90221

 CST90222 - Pop, Hispanic Males, 22-24 Yrs

Type	Numeric (Double)
CST90222	Population, Hispanic Males, 22 to 24 Years
OutputVariableName	output_CST90222

 TST90222 - Pop, Hispanic Males, 22-24 Yrs

Type	Numeric (Double)
TST90222	Population, Hispanic Males, 22 to 24 Years
OutputVariableName	output_TST90222

 BST90222 - Pop, Hispanic Males, 22-24 Yrs

Type	Numeric (Double)
BST90222	Population, Hispanic Males, 22 to 24 Years
OutputVariableName	output_BST90222

 CST90223 - Pop, Hispanic Males, 25-29 Yrs

Type	Numeric (Double)
CST90223	Population, Hispanic Males, 25 to 29 Years
OutputVariableName	output_CST90223

 TST90223 - Pop, Hispanic Males, 25-29 Yrs

Type	Numeric (Double)
TST90223	Population, Hispanic Males, 25 to 29 Years
OutputVariableName	output_TST90223

 BST90223 - Pop, Hispanic Males, 25-29 Yrs

Type	Numeric (Double)
BST90223	Population, Hispanic Males, 25 to 29 Years
OutputVariableName	output_BST90223

 CST90224 - Pop, Hispanic Males, 30-34 Yrs

Type	Numeric (Double)
CST90224	Population, Hispanic Males, 30 to 34 Years
OutputVariableName	output_CST90224

 TST90224 - Pop, Hispanic Males, 30-34 Yrs

Type	Numeric (Double)
TST90224	Population, Hispanic Males, 30 to 34 Years
OutputVariableName	output_TST90224

 BST90224 - Pop, Hispanic Males, 30-34 Yrs

Type	Numeric (Double)
BST90224	Population, Hispanic Males, 30 to 34 Years
OutputVariableName	output_BST90224

 CST90225 - Pop, Hispanic Males, 35-39 Yrs

Type	Numeric (Double)
CST90225	Population, Hispanic Males, 35 to 39 Years
OutputVariableName	output_CST90225

 TST90225 - Pop, Hispanic Males, 35-39 Yrs

Type	Numeric (Double)
TST90225	Population, Hispanic Males, 35 to 39 Years
OutputVariableName	output_TST90225

 BST90225 - Pop, Hispanic Males, 35-39 Yrs

Type	Numeric (Double)
BST90225	Population, Hispanic Males, 35 to 39 Years
OutputVariableName	output_BST90225

 CST90226 - Pop, Hispanic Males, 40-44 Yrs

Type	Numeric (Double)
CST90226	Population, Hispanic Males, 40 to 44 Years
OutputVariableName	output_CST90226

 TST90226 - Pop, Hispanic Males, 40-44 Yrs

Type	Numeric (Double)
TST90226	Population, Hispanic Males, 40 to 44 Years
OutputVariableName	output_TST90226

 BST90226 - Pop, Hispanic Males, 40-44 Yrs

Type	Numeric (Double)
BST90226	Population, Hispanic Males, 40 to 44 Years
OutputVariableName	output_BST90226



Type	Numeric (Double)
CST90227	Population, Hispanic Males, 45 to 49 Years
OutputVariableName	output_CST90227



Type	Numeric (Double)
TST90227	Population, Hispanic Males, 45 to 49 Years
OutputVariableName	output_TST90227



Type	Numeric (Double)
BST90227	Population, Hispanic Males, 45 to 49 Years
OutputVariableName	output_BST90227



Type	Numeric (Double)
CST90228	Population, Hispanic Males, 50 to 59 Years
OutputVariableName	output_CST90228



Type	Numeric (Double)
TST90228	Population, Hispanic Males, 50 to 59 Years
OutputVariableName	output_TST90228



Type	Numeric (Double)
BST90228	Population, Hispanic Males, 50 to 59 Years
OutputVariableName	output_BST90228



Type	Numeric (Double)
CST90229	Population, Hispanic Males, 60 to 69 Years
OutputVariableName	output_CST90229

 TST90229 - Pop, Hispanic Males, 60-69 Yrs

Type	Numeric (Double)
TST90229	Population, Hispanic Males, 60 to 69 Years
OutputVariableName	output_TST90229

 BST90229 - Pop, Hispanic Males, 60-69 Yrs

Type	Numeric (Double)
BST90229	Population, Hispanic Males, 60 to 69 Years
OutputVariableName	output_BST90229

 CST90230 - Pop, Hispanic Males, 70 + Yrs

Type	Numeric (Double)
CST90230	Population, Hispanic Males, 70+ Years
OutputVariableName	output_CST90230

 TST90230 - Pop, Hispanic Males, 70 + Yrs

Type	Numeric (Double)
TST90230	Population, Hispanic Males, 70+ Years
OutputVariableName	output_TST90230

 BST90230 - Pop, Hispanic Males, 70 + Yrs

Type	Numeric (Double)
BST90230	Population, Hispanic Males, 70+ Years
OutputVariableName	output_BST90230

 CST90231 - Pop, Hispanic Females, Under 1 Year

Type	Numeric (Double)
CST90231	Population, Hispanic Females, Under 1 Year
OutputVariableName	output_CST90231

 TST90231 - Pop, Hispanic Females, Under 1 Year

Type	Numeric (Double)
TST90231	Population, Hispanic Females, Under 1 Year
OutputVariableName	output_TST90231

 BST90231 - Pop, Hispanic Females, Under 1 Year

Type	Numeric (Double)
BST90231	Population, Hispanic Females, Under 1 Year
OutputVariableName	output_BST90231

 CST90232 - Pop, Hispanic Females, 1-4 Yrs

Type	Numeric (Double)
CST90232	Population, Hispanic Females, 1 to 4 Years
OutputVariableName	output_CST90232

 TST90232 - Pop, Hispanic Females, 1-4 Yrs

Type	Numeric (Double)
TST90232	Population, Hispanic Females, 1 to 4 Years
OutputVariableName	output_TST90232

 BST90232 - Pop, Hispanic Females, 1-4 Yrs

Type	Numeric (Double)
BST90232	Population, Hispanic Females, 1 to 4 Years
OutputVariableName	output_BST90232

 CST90233 - Pop, Hispanic Females, 5-9 Yrs

Type	Numeric (Double)
CST90233	Population, Hispanic Females, 5 to 9 Years
OutputVariableName	output_CST90233

 TST90233 - Pop, Hispanic Females, 5-9 Yrs

Type	Numeric (Double)
TST90233	Population, Hispanic Females, 5 to 9 Years
OutputVariableName	output_TST90233

 BST90233 - Pop, Hispanic Females, 5-9 Yrs

Type	Numeric (Double)
BST90233	Population, Hispanic Females, 5 to 9 Years
OutputVariableName	output_BST90233

 CST90234 - Pop, Hispanic Females, 10-11 Yrs

Type	Numeric (Double)
CST90234	Population, Hispanic Females, 10 to 11 Years
OutputVariableName	output_CST90234

 TST90234 - Pop, Hispanic Females, 10-11 Yrs

Type	Numeric (Double)
TST90234	Population, Hispanic Females, 10 to 11 Years
OutputVariableName	output_TST90234

 BST90234 - Pop, Hispanic Females, 10-11 Yrs

Type	Numeric (Double)
BST90234	Population, Hispanic Females, 10 to 11 Years
OutputVariableName	output_BST90234

 CST90235 - Pop, Hispanic Females, 12-13 Yrs

Type	Numeric (Double)
CST90235	Population, Hispanic Females, 12 to 13 Years
OutputVariableName	output_CST90235

 TST90235 - Pop, Hispanic Females, 12-13 Yrs

Type	Numeric (Double)
TST90235	Population, Hispanic Females, 12 to 13 Years
OutputVariableName	output_TST90235

 BST90235 - Pop, Hispanic Females, 12-13 Yrs

Type	Numeric (Double)
BST90235	Population, Hispanic Females, 12 to 13 Years
OutputVariableName	output_BST90235

 CST90236 - Pop, Hispanic Females, 14 Yrs

Type	Numeric (Double)
CST90236	Population, Hispanic Females, Aged 14 Years
OutputVariableName	output_CST90236

 TST90236 - Pop, Hispanic Females, 14 Yrs

Type	Numeric (Double)
TST90236	Population, Hispanic Females, Aged 14 Years
OutputVariableName	output_TST90236

 BST90236 - Pop, Hispanic Females, 14 Yrs

Type	Numeric (Double)
BST90236	Population, Hispanic Females, Aged 14 Years
OutputVariableName	output_BST90236

 CST90237 - Pop, Hispanic Females, 15 Yrs

Type	Numeric (Double)
CST90237	Population, Hispanic Females, Aged 15 Years
OutputVariableName	output_CST90237

 TST90237 - Pop, Hispanic Females, 15 Yrs

Type	Numeric (Double)
TST90237	Population, Hispanic Females, Aged 15 Years
OutputVariableName	output_TST90237

 BST90237 - Pop, Hispanic Females, 15 Yrs

Type	Numeric (Double)
BST90237	Population, Hispanic Females, Aged 15 Years
OutputVariableName	output_BST90237

 CST90238 - Pop, Hispanic Females, 16 Yrs

Type	Numeric (Double)
CST90238	Population, Hispanic Females, Aged 16 Years
OutputVariableName	output_CST90238

 TST90238 - Pop, Hispanic Females, 16 Yrs

Type	Numeric (Double)
TST90238	Population, Hispanic Females, Aged 16 Years
OutputVariableName	output_TST90238

 BST90238 - Pop, Hispanic Females, 16 Yrs

Type	Numeric (Double)
BST90238	Population, Hispanic Females, Aged 16 Years
OutputVariableName	output_BST90238

 CST90239 - Pop, Hispanic Females, 17 Yrs

Type	Numeric (Double)
CST90239	Population, Hispanic Females, Aged 17 Years
OutputVariableName	output_CST90239

 TST90239 - Pop, Hispanic Females, 17 Yrs

Type	Numeric (Double)
TST90239	Population, Hispanic Females, Aged 17 Years
OutputVariableName	output_TST90239

 BST90239 - Pop, Hispanic Females, 17 Yrs

Type	Numeric (Double)
BST90239	Population, Hispanic Females, Aged 17 Years
OutputVariableName	output_BST90239

 CST90240 - Pop, Hispanic Females, 18 Yrs

Type	Numeric (Double)
CST90240	Population, Hispanic Females, Aged 18 Years
OutputVariableName	output_CST90240

 TST90240 - Pop, Hispanic Females, 18 Yrs

Type	Numeric (Double)
TST90240	Population, Hispanic Females, Aged 18 Years
OutputVariableName	output_TST90240

 BST90240 - Pop, Hispanic Females, 18 Yrs

Type	Numeric (Double)
BST90240	Population, Hispanic Females, Aged 18 Years
OutputVariableName	output_BST90240

 CST90241 - Pop, Hispanic Females, 19 Yrs

Type	Numeric (Double)
CST90241	Population, Hispanic Females, Aged 19 Years
OutputVariableName	output_CST90241

 TST90241 - Pop, Hispanic Females, 19 Yrs

Type	Numeric (Double)
TST90241	Population, Hispanic Females, Aged 19 Years
OutputVariableName	output_TST90241

 BST90241 - Pop, Hispanic Females, 19 Yrs

Type	Numeric (Double)
BST90241	Population, Hispanic Females, Aged 19 Years
OutputVariableName	output_BST90241

 CST90242 - Pop, Hispanic Females, 20 Yrs

Type	Numeric (Double)
CST90242	Population, Hispanic Females, Aged 20 Years
OutputVariableName	output_CST90242

 TST90242 - Pop, Hispanic Females, 20 Yrs

Type	Numeric (Double)
TST90242	Population, Hispanic Females, Aged 20 Years
OutputVariableName	output_TST90242

 BST90242 - Pop, Hispanic Females, 20 Yrs

Type	Numeric (Double)
BST90242	Population, Hispanic Females, Aged 20 Years
OutputVariableName	output_BST90242

 CST90243 - Pop, Hispanic Females, 21 Yrs

Type	Numeric (Double)
CST90243	Population, Hispanic Females, Aged 21 Years
OutputVariableName	output_CST90243

 TST90243 - Pop, Hispanic Females, 21 Yrs

Type	Numeric (Double)
TST90243	Population, Hispanic Females, Aged 21 Years
OutputVariableName	output_TST90243

 BST90243 - Pop, Hispanic Females, 21 Yrs

Type	Numeric (Double)
BST90243	Population, Hispanic Females, Aged 21 Years
OutputVariableName	output_BST90243

 CST90244 - Pop, Hispanic Females, 22-24 Yrs

Type	Numeric (Double)
CST90244	Population, Hispanic Females, 22 to 24 Years
OutputVariableName	output_CST90244

 TST90244 - Pop, Hispanic Females, 22-24 Yrs

Type	Numeric (Double)
TST90244	Population, Hispanic Females, 22 to 24 Years
OutputVariableName	output_TST90244

 BST90244 - Pop, Hispanic Females, 22-24 Yrs

Type	Numeric (Double)
BST90244	Population, Hispanic Females, 22 to 24 Years
OutputVariableName	output_BST90244

 CST90245 - Pop, Hispanic Females, 25-29 Yrs

Type	Numeric (Double)
CST90245	Population, Hispanic Females, 25 to 29 Years
OutputVariableName	output_CST90245

 TST90245 - Pop, Hispanic Females, 25-29 Yrs

Type	Numeric (Double)
TST90245	Population, Hispanic Females, 25 to 29 Years
OutputVariableName	output_TST90245

 BST90245 - Pop, Hispanic Females, 25-29 Yrs

Type	Numeric (Double)
BST90245	Population, Hispanic Females, 25 to 29 Years
OutputVariableName	output_BST90245

 CST90246 - Pop, Hispanic Females, 30-34 Yrs

Type	Numeric (Double)
CST90246	Population, Hispanic Females, 30 to 34 Years
OutputVariableName	output_CST90246

 TST90246 - Pop, Hispanic Females, 30-34 Yrs

Type	Numeric (Double)
TST90246	Population, Hispanic Females, 30 to 34 Years
OutputVariableName	output_TST90246

 BST90246 - Pop, Hispanic Females, 30-34 Yrs

Type	Numeric (Double)
BST90246	Population, Hispanic Females, 30 to 34 Years
OutputVariableName	output_BST90246

 CST90247 - Pop, Hispanic Females, 35-39 Yrs

Type	Numeric (Double)
CST90247	Population, Hispanic Females, 35 to 39 Years
OutputVariableName	output_CST90247

 TST90247 - Pop, Hispanic Females, 35-39 Yrs

Type	Numeric (Double)
TST90247	Population, Hispanic Females, 35 to 39 Years
OutputVariableName	output_TST90247

 BST90247 - Pop, Hispanic Females, 35-39 Yrs

Type	Numeric (Double)
BST90247	Population, Hispanic Females, 35 to 39 Years
OutputVariableName	output_BST90247

 CST90248 - Pop, Hispanic Females, 40-44 Yrs

Type	Numeric (Double)
CST90248	Population, Hispanic Females, 40 to 44 Years
OutputVariableName	output_CST90248

 TST90248 - Pop, Hispanic Females, 40-44 Yrs

Type	Numeric (Double)
TST90248	Population, Hispanic Females, 40 to 44 Years
OutputVariableName	output_TST90248

 BST90248 - Pop, Hispanic Females, 40-44 Yrs

Type	Numeric (Double)
BST90248	Population, Hispanic Females, 40 to 44 Years
OutputVariableName	output_BST90248

 CST90249 - Pop, Hispanic Females, 45-49 Yrs

Type	Numeric (Double)
CST90249	Population, Hispanic Females, 45 to 49 Years
OutputVariableName	output_CST90249

 TST90249 - Pop, Hispanic Females, 45-49 Yrs

Type	Numeric (Double)
TST90249	Population, Hispanic Females, 45 to 49 Years
OutputVariableName	output_TST90249

 BST90249 - Pop, Hispanic Females, 45-49 Yrs

Type	Numeric (Double)
BST90249	Population, Hispanic Females, 45 to 49 Years
OutputVariableName	output_BST90249

 CST90250 - Pop, Hispanic Females, 50-59 Yrs

Type	Numeric (Double)
CST90250	Population, Hispanic Females, 50 to 59 Years
OutputVariableName	output_CST90250

 TST90250 - Pop, Hispanic Females, 50-59 Yrs

Type	Numeric (Double)
TST90250	Population, Hispanic Females, 50 to 59 Years
OutputVariableName	output_TST90250

 BST90250 - Pop, Hispanic Females, 50-59 Yrs

Type	Numeric (Double)
BST90250	Population, Hispanic Females, 50 to 59 Years
OutputVariableName	output_BST90250

 CST90251 - Pop, Hispanic Females, 60-69 Yrs

Type	Numeric (Double)
CST90251	Population, Hispanic Females, 60 to 69 Years
OutputVariableName	output_CST90251

 TST90251 - Pop, Hispanic Females, 60-69 Yrs

Type	Numeric (Double)
TST90251	Population, Hispanic Females, 60 to 69 Years
OutputVariableName	output_TST90251

 BST90251 - Pop, Hispanic Females, 60-69 Yrs

Type	Numeric (Double)
BST90251	Population, Hispanic Females, 60 to 69 Years
OutputVariableName	output_BST90251

 CST90252 - Pop, Hispanic Females, 70 + Yrs

Type	Numeric (Double)
CST90252	Population, Hispanic Females, 70+ Years
OutputVariableName	output_CST90252

 TST90252 - Pop, Hispanic Females, 70 + Yrs

Type	Numeric (Double)
TST90252	Population, Hispanic Females, 70+ Years
OutputVariableName	output_TST90252

 BST90252 - Pop, Hispanic Females, 70 + Yrs

Type	Numeric (Double)
BST90252	Population, Hispanic Females, 70+ Years
OutputVariableName	output_BST90252

 CST90253 - Median Age, Hispanic Total

Type	Numeric (Double)
CST90253	Median Age of Hispanic Population
OutputVariableName	output_CST90253

 TST90253 - Median Age, Hispanic Total

Type	Numeric (Double)
TST90253	Median Age of Hispanic Population
OutputVariableName	output_TST90253

 BST90253 - Median Age, Hispanic Total

Type	Numeric (Double)
BST90253	Median Age of Hispanic Population
OutputVariableName	output_BST90253

 CST90254 - Median Age, Hispanic Male

Type	Numeric (Double)
CST90254	Hispanic Male Median Age
OutputVariableName	output_CST90254

 TST90254 - Median Age, Hispanic Male

Type	Numeric (Double)
TST90254	Hispanic Male Median Age
OutputVariableName	output_TST90254

 BST90254 - Median Age, Hispanic Male

Type	Numeric (Double)
BST90254	Hispanic Male Median Age
OutputVariableName	output_BST90254



Type	Numeric (Double)
CST90255	Hispanic Female Median Age
OutputVariableName	output_CST90255



Type	Numeric (Double)
TST90255	Hispanic Female Median Age
OutputVariableName	output_TST90255



Type	Numeric (Double)
BST90255	Hispanic Female Median Age
OutputVariableName	output_BST90255



Type	Numeric (Double)
CST90256	Standard Deviation in Hispanic Age Distribution
OutputVariableName	output_CST90256



Type	Numeric (Double)
TST90256	Standard Deviation in Hispanic Age Distribution
OutputVariableName	output_TST90256



Type	Numeric (Double)
BST90256	Standard Deviation in Hispanic Age Distribution
OutputVariableName	output_BST90256



Type	Numeric (Double)
CST90257	Standard Deviation in Hispanic Male Age Distribution
OutputVariableName	output_CST90257

 TST90257 - Std Dev in Age, Hispanic Male

Type	Numeric (Double)
TST90257	Standard Deviation in Hispanic Male Age Distribution
OutputVariableName	output_TST90257

 BST90257 - Std Dev in Age, Hispanic Male

Type	Numeric (Double)
BST90257	Standard Deviation in Hispanic Male Age Distribution
OutputVariableName	output_BST90257

 CST90258 - Std Dev in Age, Hispanic Female

Type	Numeric (Double)
CST90258	Standard Deviation in Hispanic Female Age Distribution
OutputVariableName	output_CST90258

 TST90258 - Std Dev in Age, Hispanic Female

Type	Numeric (Double)
TST90258	Standard Deviation in Hispanic Female Age Distribution
OutputVariableName	output_TST90258

 BST90258 - Std Dev in Age, Hispanic Female

Type	Numeric (Double)
BST90258	Standard Deviation in Hispanic Female Age Distribution
OutputVariableName	output_BST90258

 CST90259 - Prop Males Never Married

Type	Numeric (Double)
CST90259	Proportion Males Never Married
OutputVariableName	output_CST90259

 TST90259 - Prop Males Never Married

Type	Numeric (Double)
TST90259	Proportion Males Never Married
OutputVariableName	output_TST90259

 BST90259 - Prop Males Never Married

Type	Numeric (Double)
BST90259	Proportion Males Never Married
OutputVariableName	output_BST90259

 CST90260 - Prop Males Married, Spouse Present

Type	Numeric (Double)
CST90260	Proportion Males Married, Spouse Present
OutputVariableName	output_CST90260

 TST90260 - Prop Males Married, Spouse Present

Type	Numeric (Double)
TST90260	Proportion Males Married, Spouse Present
OutputVariableName	output_TST90260

 BST90260 - Prop Males Married, Spouse Present

Type	Numeric (Double)
BST90260	Proportion Males Married, Spouse Present
OutputVariableName	output_BST90260

 CST90261 - Prop Males Married, Sep or Div'd

Type	Numeric (Double)
CST90261	Proportion Males Separated or Divorced
OutputVariableName	output_CST90261

 TST90261 - Prop Males Married, Sep or Div'd

Type	Numeric (Double)
TST90261	Proportion Males Separated or Divorced
OutputVariableName	output_TST90261

 BST90261 - Prop Males Married, Sep or Div'd

Type	Numeric (Double)
BST90261	Proportion Males Separated or Divorced
OutputVariableName	output_BST90261

 CST90262 - Prop Males Ever Married, Sep or Div'd

Type	Numeric (Double)
CST90262	Proportion Males Ever Married Who are Separated or Divorced
OutputVariableName	output_CST90262

 TST90262 - Prop Males Ever Married, Sep or Div'd

Type	Numeric (Double)
TST90262	Proportion Males Ever Married Who are Separated or Divorced
OutputVariableName	output_TST90262

 BST90262 - Prop Males Ever Married, Sep or Div'd

Type	Numeric (Double)
BST90262	Proportion Males Ever Married Who are Separated or Divorced
OutputVariableName	output_BST90262

 CST90263 - Prop Females Never Married

Type	Numeric (Double)
CST90263	Proportion Females Never Married
OutputVariableName	output_CST90263

 TST90263 - Prop Females Never Married

Type	Numeric (Double)
TST90263	Proportion Females Never Married
OutputVariableName	output_TST90263

 BST90263 - Prop Females Never Married

Type	Numeric (Double)
BST90263	Proportion Females Never Married
OutputVariableName	output_BST90263

 CST90264 - Prop Females Married, Spouse Present

Type	Numeric (Double)
CST90264	Proportion Females Married, Spouse Present
OutputVariableName	output_CST90264

 TST90264 - Prop Females Married, Spouse Present

Type	Numeric (Double)
TST90264	Proportion Females Married, Spouse Present
OutputVariableName	output_TST90264

 BST90264 - Prop Females Married, Spouse Present

Type	Numeric (Double)
BST90264	Proportion Females Married, Spouse Present
OutputVariableName	output_BST90264

 CST90265 - Prop Females Married, Sep or Div'd

Type	Numeric (Double)
CST90265	Proportion Females Separated or Divorced
OutputVariableName	output_CST90265

 TST90265 - Prop Females Married, Sep or Div'd

Type	Numeric (Double)
TST90265	Proportion Females Separated or Divorced
OutputVariableName	output_TST90265

 BST90265 - Prop Females Married, Sep or Div'd

Type	Numeric (Double)
BST90265	Proportion Females Separated or Divorced
OutputVariableName	output_BST90265

 CST90266 - Prop Females Ever Married, Sep or Div'd

Type	Numeric (Double)
CST90266	Proportion Females Ever Married Who are Separated or Divorced
OutputVariableName	output_CST90266

 TST90266 - Prop Females Ever Married, Sep or Div'd

Type	Numeric (Double)
TST90266	Proportion Females Ever Married Who are Separated or Divorced
OutputVariableName	output_TST90266

 BST90266 - Prop Females Ever Married, Sep or Div'd

Type	Numeric (Double)
BST90266	Proportion Females Ever Married Who are Separated or Divorced
OutputVariableName	output_BST90266

 CAG90267 - Prop White Males 15-17, Married

Type	Numeric (Double)
CAG90267	Proportion White Males Aged 15-17 Married, Spouse Present - County
OutputVariableName	output_CAG90267

 CAG90268 - Prop White Males 18-19, Married

Type	Numeric (Double)
CAG90268	Proportion White Males Aged 18-19 Married, Spouse Present - County
OutputVariableName	output_CAG90268

 CAG90269 - Prop White Males 15-19, Married

Type	Numeric (Double)
CAG90269	Proportion White Males Aged 15-19 Married, Spouse Present - County
OutputVariableName	output_CAG90269

 CAG90270 - Prop White Males 20-24, Married

Type	Numeric (Double)
CAG90270	Proportion White Males Aged 20-24 Married, Spouse Present - County
OutputVariableName	output_CAG90270

 CAG90271 - Prop White Males 25-34, Married

Type	Numeric (Double)
CAG90271	Proportion White Males Aged 25-34 Married, Spouse Present - County
OutputVariableName	output_CAG90271

 CAG90272 - Prop White Males 35-44, Married

Type	Numeric (Double)
CAG90272	Proportion White Males Aged 35-44 Married, Spouse Present - County
OutputVariableName	output_CAG90272



Type	Numeric (Double)
CAG90273	Proportion White Males Aged 15-44 Married, Spouse Present - County
OutputVariableName	output_CAG90273



Type	Numeric (Double)
CAG90274	Proportion Black Males Aged 15-17 Married, Spouse Present - County
OutputVariableName	output_CAG90274



Type	Numeric (Double)
CAG90275	Proportion Black Males Aged 18-19 Married, Spouse Present - County
OutputVariableName	output_CAG90275



Type	Numeric (Double)
CAG90276	Proportion Black Males Aged 15-19 Married, Spouse Present - County
OutputVariableName	output_CAG90276



Type	Numeric (Double)
CAG90277	Proportion Black Males Aged 20-24 Married, Spouse Present - County
OutputVariableName	output_CAG90277



Type	Numeric (Double)
CAG90278	Proportion Black Males Aged 25-34 Married, Spouse Present - County
OutputVariableName	output_CAG90278



Type	Numeric (Double)
CAG90279	Proportion Black Males Aged 35-44 Married, Spouse Present - County
OutputVariableName	output_CAG90279

 CAG90280 - Prop Black Males 15-44, Married

Type	Numeric (Double)
CAG90280	Proportion Black Males Aged 15-44 Married, Spouse Present - County
OutputVariableName	output_CAG90280

 CAG90281 - Prop Other Males 15-17, Married

Type	Numeric (Double)
CAG90281	Proportion Other Males Aged 15-17 Married, Spouse Present - County
OutputVariableName	output_CAG90281

 CAG90282 - Prop Other Males 18-19, Married

Type	Numeric (Double)
CAG90282	Proportion Other Males Aged 18-19 Married, Spouse Present - County
OutputVariableName	output_CAG90282

 CAG90283 - Prop Other Males 15-19, Married

Type	Numeric (Double)
CAG90283	Proportion Other Males Aged 15-19 Married, Spouse Present - County
OutputVariableName	output_CAG90283

 CAG90284 - Prop Other Males 20-24, Married

Type	Numeric (Double)
CAG90284	Proportion Other Males Aged 20-24 Married, Spouse Present - County
OutputVariableName	output_CAG90284

 CAG90285 - Prop Other Males 25-34, Married

Type	Numeric (Double)
CAG90285	Proportion Other Males Aged 25-34 Married, Spouse Present - County
OutputVariableName	output_CAG90285

 CAG90286 - Prop Other Males 35-44, Married

Type	Numeric (Double)
CAG90286	Proportion Other Males Aged 35-44 Married, Spouse Present - County
OutputVariableName	output_CAG90286



Type	Numeric (Double)
CAG90287	Proportion Other Males Aged 15-44 Married, Spouse Present - County
OutputVariableName	output_CAG90287



Type	Numeric (Double)
CAG90288	Proportion Hispanic Males Aged 15-17 Married, Spouse Present - County
OutputVariableName	output_CAG90288



Type	Numeric (Double)
CAG90289	Proportion Hispanic Males Aged 18-19 Married, Spouse Present - County
OutputVariableName	output_CAG90289



Type	Numeric (Double)
CAG90290	Proportion Hispanic Males Aged 15-19 Married, Spouse Present - County
OutputVariableName	output_CAG90290




Type	Numeric (Double)
CAG90291	Proportion Hispanic Males Aged 20-24 Married, Spouse Present - County
OutputVariableName	output_CAG90291



Type	Numeric (Double)
CAG90292	Proportion Hispanic Males Aged 25-34 Married, Spouse Present - County
OutputVariableName	output_CAG90292



Type	Numeric (Double)
CAG90293	Proportion Hispanic Males Aged 35-44 Married, Spouse Present - County
OutputVariableName	output_CAG90293



Type	Numeric (Double)
CAG90294	Proportion Hispanic Males Aged 15-44 Married, Spouse Present - County
OutputVariableName	output_CAG90294



Type	Numeric (Double)
CAG90295	Proportion White Females Aged 15-17 Married, Spouse Present - County
OutputVariableName	output_CAG90295



Type	Numeric (Double)
CAG90296	Proportion White Females Aged 18-19 Married, Spouse Present - County
OutputVariableName	output_CAG90296



Type	Numeric (Double)
CAG90297	Proportion White Females Aged 15-19 Married, Spouse Present - County
OutputVariableName	output_CAG90297



Type	Numeric (Double)
CAG90298	Proportion White Females Aged 20-24 Married, Spouse Present - County
OutputVariableName	output_CAG90298



Type	Numeric (Double)
CAG90299	Proportion White Females Aged 25-34 Married, Spouse Present - County
OutputVariableName	output_CAG90299



Type	Numeric (Double)
CAG90300	Proportion White Females Aged 35-44 Married, Spouse Present - County
OutputVariableName	output_CAG90300



Type	Numeric (Double)
CAG90301	Proportion White Females Aged 15-44 Married, Spouse Present - County
OutputVariableName	output_CAG90301



Type	Numeric (Double)
CAG90302	Proportion Black Females Aged 15-17 Married, Spouse Present - County
OutputVariableName	output_CAG90302



Type	Numeric (Double)
CAG90303	Proportion Black Females Aged 18-19 Married, Spouse Present - County
OutputVariableName	output_CAG90303



Type	Numeric (Double)
CAG90304	Proportion Black Females Aged 15-19 Married, Spouse Present - County
OutputVariableName	output_CAG90304



Type	Numeric (Double)
CAG90305	Proportion Black Females Aged 20-24 Married, Spouse Present - County
OutputVariableName	output_CAG90305



Type	Numeric (Double)
CAG90306	Proportion Black Females Aged 25-34 Married, Spouse Present - County
OutputVariableName	output_CAG90306



Type	Numeric (Double)
CAG90307	Proportion Black Females Aged 35-44 Married, Spouse Present - County
OutputVariableName	output_CAG90307



Type	Numeric (Double)
CAG90308	Proportion Black Females Aged 15-44 Married, Spouse Present - County
OutputVariableName	output_CAG90308



Type	Numeric (Double)
CAG90309	Proportion Other Females Aged 15-17 Married, Spouse Present - County
OutputVariableName	output_CAG90309



Type	Numeric (Double)
CAG90310	Proportion Other Females Aged 18-19 Married, Spouse Present - County
OutputVariableName	output_CAG90310



Type	Numeric (Double)
CAG90311	Proportion Other Females Aged 15-19 Married, Spouse Present - County
OutputVariableName	output_CAG90311



Type	Numeric (Double)
CAG90312	Proportion Other Females Aged 20-24 Married, Spouse Present - County
OutputVariableName	output_CAG90312




Type	Numeric (Double)
CAG90313	Proportion Other Females Aged 25-34 Married, Spouse Present - County
OutputVariableName	output_CAG90313



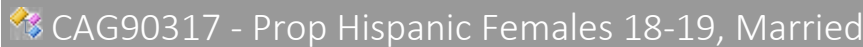
Type	Numeric (Double)
CAG90314	Proportion Other Females Aged 35-44 Married, Spouse Present - County
OutputVariableName	output_CAG90314



Type	Numeric (Double)
CAG90315	Proportion Other Females Aged 15-44 Married, Spouse Present - County
OutputVariableName	output_CAG90315



Type	Numeric (Double)
CAG90316	Proportion Hispanic Females Aged 15-17 Married, Spouse Present - County
OutputVariableName	output_CAG90316



Type	Numeric (Double)
CAG90317	Proportion Hispanic Females Aged 18-19 Married, Spouse Present - County
OutputVariableName	output_CAG90317



Type	Numeric (Double)
CAG90318	Proportion Hispanic Females Aged 15-19 Married, Spouse Present - County
OutputVariableName	output_CAG90318



Type	Numeric (Double)
CAG90319	Proportion Hispanic Females Aged 20-24 Married, Spouse Present - County
OutputVariableName	output_CAG90319



Type	Numeric (Double)
CAG90320	Proportion Hispanic Females Aged 25-34 Married, Spouse
OutputVariableName	output_CAG90320



Type	Numeric (Double)
CAG90321	Proportion Hispanic Females Aged 35-44 Married, Spouse Present - County
OutputVariableName	output_CAG90321



Type	Numeric (Double)
CAG90322	Proportion Hispanic Females Aged 15-44 Married, Spouse Present - County
OutputVariableName	output_CAG90322



Type	Numeric (Double)
CST90323	Proportion Females Aged 15-24, Never Married
OutputVariableName	output_CST90323



Type	Numeric (Double)
TST90323	Proportion Females Aged 15-24, Never Married
OutputVariableName	output_TST90323



Type	Numeric (Double)
BST90323	Proportion Females Aged 15-24, Never Married
OutputVariableName	output_BST90323



Type	Numeric (Double)
CST90324	Proportion Females Aged 25-34, Never Married
OutputVariableName	output_CST90324



Type	Numeric (Double)
TST90324	Proportion Females Aged 25-34, Never Married
OutputVariableName	output_TST90324



Type	Numeric (Double)
BST90324	Proportion Females Aged 25-34, Never Married
OutputVariableName	output_BST90324

 CST90325 - Prop Females Aged 35-44 Nev Married

Type	Numeric (Double)
CST90325	Proportion Females Aged 35-44, Never Married
OutputVariableName	output_CST90325

 TST90325 - Prop Females Aged 35-44 Nev Married

Type	Numeric (Double)
TST90325	Proportion Females Aged 35-44, Never Married
OutputVariableName	output_TST90325

 BST90325 - Prop Females Aged 35-44 Nev Married

Type	Numeric (Double)
BST90325	Proportion Females Aged 35-44, Never Married
OutputVariableName	output_BST90325

 CST90326 - Prop Females Aged 45 & Over Nev Married

Type	Numeric (Double)
CST90326	Proportion Females Aged 45 and Over, Never Married
OutputVariableName	output_CST90326

 TST90326 - Prop Females Aged 45 & Over Nev Married


Type	Numeric (Double)
TST90326	Proportion Females Aged 45 and Over, Never Married
OutputVariableName	output_TST90326

 BST90326 - Prop Females Aged 45 & Over Nev Married


Type	Numeric (Double)
BST90326	Proportion Females Aged 45 and Over, Never Married
OutputVariableName	output_BST90326

 CST90327 - Child/Woman Ratio, Women Aged 15-24


Type	Numeric (Double)
CST90327	Child/Woman Ratio for Women Aged 15-24
OutputVariableName	output_CST90327

 TST90327 - Child/Woman Ratio, Women Aged 15-24

Type	Numeric (Double)
TST90327	Child/Woman Ratio for Women Aged 15-24
OutputVariableName	output_TST90327

 BST90327 - Child/Woman Ratio, Women Aged 15-24


Type	Numeric (Double)
BST90327	Child/Woman Ratio for Women Aged 15-24
OutputVariableName	output_BST90327

 CST90328 - Child/Woman Ratio, Women Aged 25-34

Type	Numeric (Double)
CST90328	Child/Woman Ratio for Women Aged 25-34
OutputVariableName	output_CST90328

 TST90328 - Child/Woman Ratio, Women Aged 25-34

Type	Numeric (Double)
TST90328	Child/Woman Ratio for Women Aged 25-34
OutputVariableName	output_TST90328

 BST90328 - Child/Woman Ratio, Women Aged 25-34


Type	Numeric (Double)
BST90328	Child/Woman Ratio for Women Aged 25-34
OutputVariableName	output_BST90328

 CST90329 - Child/Woman Ratio, Women Aged 35-44

Type	Numeric (Double)
CST90329	Child/Woman Ratio for Women Aged 35-44
OutputVariableName	output_CST90329

 TST90329 - Child/Woman Ratio, Women Aged 35-44

Type	Numeric (Double)
TST90329	Child/Woman Ratio for Women Aged 35-44
OutputVariableName	output_TST90329

 BST90329 - Child/Woman Ratio, Women Aged 35-44

Type	Numeric (Double)
BST90329	Child/Woman Ratio for Women Aged 35-44
OutputVariableName	output_BST90329

 CST90330 - Child/Woman Ratio, Women Aged 45+

Type	Numeric (Double)
CST90330	Child/Woman Ratio for Women Aged 45 and Over
OutputVariableName	output_CST90330

 TST90330 - Child/Woman Ratio, Women Aged 45+

Type	Numeric (Double)
TST90330	Child/Woman Ratio for Women Aged 45 and Over
OutputVariableName	output_TST90330

 BST90330 - Child/Woman Ratio, Women Aged 45+

Type	Numeric (Double)
BST90330	Child/Woman Ratio for Women Aged 45 and Over
OutputVariableName	output_BST90330

 CST90331 - Child/Woman Ratio, Nev Marr Women 15-24

Type	Numeric (Double)
CST90331	Child/Woman Ratio for Never Married Women Aged 15-24
OutputVariableName	output_CST90331

 TST90331 - Child/Woman Ratio, Nev Marr Women 15-24

Type	Numeric (Double)
TST90331	Child/Woman Ratio for Never Married Women Aged 15-24
OutputVariableName	output_TST90331

 BST90331 - Child/Woman Ratio, Nev Marr Women 15-24

Type	Numeric (Double)
BST90331	Child/Woman Ratio for Never Married Women Aged 15-24
OutputVariableName	output_BST90331

 CST90332 - Child/Woman Ratio, Nev Marr Women 25-34

Type	Numeric (Double)
CST90332	Child/Woman Ratio for Never Married Women Aged 25-34
OutputVariableName	output_CST90332

 TST90332 - Child/Woman Ratio, Nev Marr Women 25-34

Type	Numeric (Double)
TST90332	Child/Woman Ratio for Never Married Women Aged 25-34
OutputVariableName	output_TST90332

 BST90332 - Child/Woman Ratio, Nev Marr Women 25-34

Type	Numeric (Double)
BST90332	Child/Woman Ratio for Never Married Women Aged 25-34
OutputVariableName	output_BST90332

 CST90333 - Child/Woman Ratio, Nev Marr Women 35-44

Type	Numeric (Double)
CST90333	Child/Woman Ratio for Never Married Women Aged 35-44
OutputVariableName	output_CST90333

 TST90333 - Child/Woman Ratio, Nev Marr Women 35-44

Type	Numeric (Double)
TST90333	Child/Woman Ratio for Never Married Women Aged 35-44
OutputVariableName	output_TST90333

 BST90333 - Child/Woman Ratio, Nev Marr Women 35-44

Type	Numeric (Double)
BST90333	Child/Woman Ratio for Never Married Women Aged 35-44
OutputVariableName	output_BST90333

 CST90334 - Child/Woman Ratio, Nev Marr Women 45+

Type	Numeric (Double)
CST90334	Child/Woman Ratio for Never Married Women Aged 45 and Over
OutputVariableName	output_CST90334

 TST90334 - Child/Woman Ratio, Nev Marr Women 45+

Type	Numeric (Double)
TST90334	Child/Woman Ratio for Never Married Women Aged 45 and Over
OutputVariableName	output_TST90334

 BST90334 - Child/Woman Ratio, Nev Marr Women 45+

Type	Numeric (Double)
BST90334	Child/Woman Ratio for Never Married Women Aged 45 and Over
OutputVariableName	output_BST90334

 CNC90335 - Age-Spec Birth Rate for Women 15-17

Type	Numeric (Double)
CNC90335	Age-Specific Birth Rate for Women Aged 15-17 - County
OutputVariableName	output_CNC90335

 CNC90336 - Age-Spec Birth Rate for Women 18-19

Type	Numeric (Double)
CNC90336	Age-Specific Birth Rate for Women Aged 18-19 - County
OutputVariableName	output_CNC90336

 CNC90337 - Age-Spec Birth Rate for Women 15-19

Type	Numeric (Double)
CNC90337	Age-Specific Birth Rate for Women Aged 15-19 - County
OutputVariableName	output_CNC90337

 CNC90338 - Age-Spec Birth Rate for Women 20-24

Type	Numeric (Double)
CNC90338	Age-Specific Birth Rate for Women Aged 20-24 - County
OutputVariableName	output_CNC90338

 CNC90339 - Age-Spec Birth Rate for Women 25-34

Type	Numeric (Double)
CNC90339	Age-Specific Birth Rate for Women Aged 25-34 - County
OutputVariableName	output_CNC90339

 CNC90340 - Age-Spec Birth Rate for Women 35-44

Type	Numeric (Double)
CNC90340	Age-Specific Birth Rate for Women Aged 35-44 - County
OutputVariableName	output_CNC90340

 CNC90341 - Birth Rate for White Women 15-17

Type	Numeric (Double)
CNC90341	Age-Specific Birth Rate for White Women Aged 15-17 - County
OutputVariableName	output_CNC90341

 CNC90342 - Birth Rate for White Women 18-19

Type	Numeric (Double)
CNC90342	Age-Specific Birth Rate for White Women Aged 18-19 - County
OutputVariableName	output_CNC90342

 CNC90343 - Birth Rate for White Women 15-19

Type	Numeric (Double)
CNC90343	Age-Specific Birth Rate for White Women Aged 15-19 - County
OutputVariableName	output_CNC90343

 CNC90344 - Birth Rate for White Women 20-24

Type	Numeric (Double)
CNC90344	Age-Specific Birth Rate for White Women Aged 20-24 - County
OutputVariableName	output_CNC90344

 CNC90345 - Birth Rate for White Women 25-34

Type	Numeric (Double)
CNC90345	Age-Specific Birth Rate for White Women Aged 25-34 - County
OutputVariableName	output_CNC90345

 CNC90346 - Birth Rate for White Women 35-44

Type	Numeric (Double)
CNC90346	Age-Specific Birth Rate for White Women Aged 35-44 - County
OutputVariableName	output_CNC90346

 CNC90347 - Birth Rate for Black Women 15-17

Type	Numeric (Double)
CNC90347	Age-Specific Birth Rate for Black Women Aged 15-17 - County
OutputVariableName	output_CNC90347

 CNC90348 - Birth Rate for Black Women 18-19

Type	Numeric (Double)
CNC90348	Age-Specific Birth Rate for Black Women Aged 18-19 - County
OutputVariableName	output_CNC90348

 CNC90349 - Birth Rate for Black Women 15-19

Type	Numeric (Double)
CNC90349	Age-Specific Birth Rate for Black Women Aged 15-19 - County
OutputVariableName	output_CNC90349

 CNC90350 - Birth Rate for Black Women 20-24

Type	Numeric (Double)
CNC90350	Age-Specific Birth Rate for Black Women Aged 20-24 - County
OutputVariableName	output_CNC90350

 CNC90351 - Birth Rate for Black Women 25-34

Type	Numeric (Double)
CNC90351	Age-Specific Birth Rate for Black Women Aged 25-34 - County
OutputVariableName	output_CNC90351

 CNC90352 - Birth Rate for Black Women 35-44

Type	Numeric (Double)
CNC90352	Age-Specific Birth Rate for Black Women Aged 35-44 - County
OutputVariableName	output_CNC90352

 CNC90353 - Birth Rate for Other Women 15-17

Type	Numeric (Double)
CNC90353	Age-Specific Birth Rate for Other Women Aged 15-17 - County
OutputVariableName	output_CNC90353

 CNC90354 - Birth Rate for Other Women 18-19

Type	Numeric (Double)
CNC90354	Age-Specific Birth Rate for Other Women Aged 18-19 - County
OutputVariableName	output_CNC90354

 CNC90355 - Birth Rate for Other Women 15-19

Type	Numeric (Double)
CNC90355	Age-Specific Birth Rate for Other Women Aged 15-19 - County
OutputVariableName	output_CNC90355

 CNC90356 - Birth Rate for Other Women 20-24

Type	Numeric (Double)
CNC90356	Age-Specific Birth Rate for Other Women Aged 20-24 - County
OutputVariableName	output_CNC90356

 CNC90357 - Birth Rate for Other Women 25-34

Type	Numeric (Double)
CNC90357	Age-Specific Birth Rate for Other Women Aged 25-34 - County
OutputVariableName	output_CNC90357

 CNC90358 - Birth Rate for Other Women 35-44

Type	Numeric (Double)
CNC90358	Age-Specific Birth Rate for Other Women Aged 35-44 - County
OutputVariableName	output_CNC90358

 CNC90359 - Non-Marital Birth Rate for Women 15-17

Type	Numeric (Double)
CNC90359	Age-Specific Nonmarital Birth Rate for Women Aged 15-17 - County
OutputVariableName	output_CNC90359

 CNC90360 - Non-Marital Birth Rate for Women 18-19

Type	Numeric (Double)
CNC90360	Age-Specific Nonmarital Birth Rate for Women Aged 18-19 - County
OutputVariableName	output_CNC90360

 CNC90361 - Non-Marital Birth Rate for Women 15-19

Type	Numeric (Double)
CNC90361	Age-Specific Nonmarital Birth Rate for Women Aged 15-19 - County
OutputVariableName	output_CNC90361

 CNC90362 - Non-Marital Birth Rate for Women 20-24

Type	Numeric (Double)
CNC90362	Age-Specific Nonmarital Birth Rate for Women Aged 20-24 - County
OutputVariableName	output_CNC90362

 CNC90363 - Non-Marital Birth Rate for Women 25-34

Type	Numeric (Double)
CNC90363	Age-Specific Nonmarital Birth Rate for Women Aged 25-34 - County
OutputVariableName	output_CNC90363

 CNC90364 - Non-Marital Birth Rate for Women 35-44

Type	Numeric (Double)
CNC90364	Age-Specific Nonmarital Birth Rate for Women Aged 35-44 - County
OutputVariableName	output_CNC90364

 CNC90365 - Non-Marital Birth Rate for White W 15-17

Type	Numeric (Double)
CNC90365	Age-Specific Nonmarital Birth Rate for White Women Aged 15-17 - County
OutputVariableName	output_CNC90365

 CNC90366 - Non-Marital Birth Rate for White W 18-19

Type	Numeric (Double)
CNC90366	Age-Specific Nonmarital Birth Rate for White Women Aged 18-19 - County
OutputVariableName	output_CNC90366

 CNC90367 - Non-Marital Birth Rate for White W 15-19

Type	Numeric (Double)
CNC90367	Age-Specific Nonmarital Birth Rate for White Women Aged 15-19 - County
OutputVariableName	output_CNC90367

 CNC90368 - Non-Marital Birth Rate for White W 20-24

Type	Numeric (Double)
CNC90368	Age-Specific Nonmarital Birth Rate for White Women Aged 20-24 - County
OutputVariableName	output_CNC90368

 CNC90369 - Non-Marital Birth Rate for White W 25-34

Type	Numeric (Double)
CNC90369	Age-Specific Nonmarital Birth Rate for White Women Aged 25-34 - County
OutputVariableName	output_CNC90369

 CNC90370 - Non-Marital Birth Rate for White W 35-44

Type	Numeric (Double)
CNC90370	Age-Specific Nonmarital Birth Rate for White Women Aged 35-44 - County
OutputVariableName	output_CNC90370

 CNC90371 - Non-Marital Birth Rate for Black W 15-17

Type	Numeric (Double)
CNC90371	Age-Specific Nonmarital Birth Rate for Black Women Aged 15-17 - County
OutputVariableName	output_CNC90371

 CNC90372 - Non-Marital Birth Rate for Black W 18-19

Type	Numeric (Double)
CNC90372	Age-Specific Nonmarital Birth Rate for Black Women Aged 18-19 - County
OutputVariableName	output_CNC90372

 CNC90373 - Non-Marital Birth Rate for Black W 15-19

Type	Numeric (Double)
CNC90373	Age-Specific Nonmarital Birth Rate for Black Women Aged 15-19 - County
OutputVariableName	output_CNC90373

 CNC90374 - Non-Marital Birth Rate for Black W 20-24

Type	Numeric (Double)
CNC90374	Age-Specific Nonmarital Birth Rate for Black Women Aged 20-24 - County
OutputVariableName	output_CNC90374



Type	Numeric (Double)
CNC90375	Age-Specific Nonmarital Birth Rate for Black Women Aged 25-34 - County
OutputVariableName	output_CNC90375



Type	Numeric (Double)
CNC90376	Age-Specific Nonmarital Birth Rate for Black Women Aged 35-44 - County
OutputVariableName	output_CNC90376



Type	Numeric (Double)
CNC90377	Age-Specific Nonmarital Birth Rate for Other Women Aged 15-17 - County
OutputVariableName	output_CNC90377



Type	Numeric (Double)
CNC90378	Age-Specific Nonmarital Birth Rate for Other Women Aged 18-19 - County
OutputVariableName	output_CNC90378



Type	Numeric (Double)
CNC90379	Age-Specific Nonmarital Birth Rate for Other Women Aged 15-19 - County
OutputVariableName	output_CNC90379



Type	Numeric (Double)
CNC90380	Age-Specific Nonmarital Birth Rate for Other Women Aged 20-24 - County
OutputVariableName	output_CNC90380



Type	Numeric (Double)
CNC90381	Age-Specific Nonmarital Birth Rate for Other Women Aged 25-34 - County
OutputVariableName	output_CNC90381



Type	Numeric (Double)
CNC90382	Age-Specific Nonmarital Birth Rate for Other Women Aged 35-44 - County
OutputVariableName	output_CNC90382



Type	Numeric (Double)
CNC90383	Total Fertility Rate - All Races - Count
OutputVariableName	output_CNC90383



Type	Numeric (Double)
CNC90384	Total Fertility Rate - Whites - County
OutputVariableName	output_CNC90384



Type	Numeric (Double)
CNC90385	Total Fertility Rate - Blacks - County
OutputVariableName	output_CNC90385



Type	Numeric (Double)
CNC90386	Total Fertility Rate - Others - County
OutputVariableName	output_CNC90386



Type	Numeric (Double)
CNC90387	Total Nonmarital Fertility Rate - All Races - County
OutputVariableName	output_CNC90387



Type	Numeric (Double)
CNC90388	Total Nonmarital Fertility Rate - Whites - County
OutputVariableName	output_CNC90388



Type	Numeric (Double)
CNC90389	Total Nonmarital Fertility Rate - Blacks - County
OutputVariableName	output_CNC90389



Type	Numeric (Double)
CNC90390	Total Nonmarital Fertility Rate - Others - County
OutputVariableName	output_CNC90390



Type	Code
Measurement Unit	numeric
CAG92391	Abortions per 1,000 Women Aged 15-44 - County
OutputVariableName	output_CAG92391
0	0
1	greater than 0, less than 5
2	greater or equal to 5, less than 20
3	greater or equal to 20, less than 40
4	greater or equal to 40
.G	geocode missing



Type	Numeric (Double)
CST90392	Proportion Aged 5 and Over in Same House as in 1985
OutputVariableName	output_CST90392



Type	Numeric (Double)
TST90392	Proportion Aged 5 and Over in Same House as in 1985
OutputVariableName	output_TST90392



Type	Numeric (Double)
BST90392	Proportion Aged 5 and Over in Same House as in 1985
OutputVariableName	output_BST90392

CST90393 - Prop Aged 5+ In Same County as in 1985

Type	Numeric (Double)
CST90393	Proportion Aged 5 and Over in Same County as in 1985
OutputVariableName	output_CST90393

TST90393 - Prop Aged 5+ In Same County as in 1985

Type	Numeric (Double)
TST90393	Proportion Aged 5 and Over in Same County as in 1985
OutputVariableName	output_TST90393

BST90393 - Prop Aged 5+ In Same County as in 1985

Type	Numeric (Double)
BST90393	Proportion Aged 5 and Over in Same County as in 1985
OutputVariableName	output_BST90393

CST90394 - Prop Aged 5+ In Same State as in 1985

Type	Numeric (Double)
CST90394	Proportion Aged 5 and Over in Same State as in 1985
OutputVariableName	output_CST90394

TST90394 - Prop Aged 5+ In Same State as in 1985

Type	Numeric (Double)
TST90394	Proportion Aged 5 and Over in Same State as in 1985
OutputVariableName	output_TST90394

BST90394 - Prop Aged 5+ In Same State as in 1985

Type	Numeric (Double)
BST90394	Proportion Aged 5 and Over in Same State as in 1985
OutputVariableName	output_BST90394

CST90395 - If In Diff House, Prop In Same Cnty, '85

Type	Numeric (Double)
CST90395	Among Those Aged 5 and Over Living in a Different House in 1985, Proportion Living in the Same County in 1985
OutputVariableName	output_CST90395

TST90395 - If In Diff House, Prop In Same Cnty, '85

Type	Numeric (Double)
TST90395	Among Those Aged 5 and Over Living in a Different House in 1985, Proportion Living in the Same County in 1985
OutputVariableName	output_TST90395

BST90395 - If In Diff House, Prop In Same Cnty, '85

Type	Numeric (Double)
BST90395	Among Those Aged 5 and Over Living in a Different House in 1985, Proportion Living in the Same County in 1985
OutputVariableName	output_BST90395

CST90396 - If In Diff Cnty, Prop In Same St, '85

Type	Numeric (Double)
CST90396	Among Those Aged 5 and Over Living in a Different County 1985, Proportion Living in the Same State in 1985
OutputVariableName	output_CST90396

TST90396 - If In Diff Cnty, Prop In Same St, '85

Type	Numeric (Double)
TST90396	Among Those Aged 5 and Over Living in a Different County 1985, Proportion Living in the Same State in 1985
OutputVariableName	output_TST90396

BST90396 - If In Diff Cnty, Prop In Same St, '85

Type	Numeric (Double)
BST90396	Among Those Aged 5 and Over Living in a Different County 1985, Proportion Living in the Same State in 1985
OutputVariableName	output_BST90396

CST90397 - Proportion Foreign Born

Type	Numeric (Double)
CST90397	Proportion Foreign Born
OutputVariableName	output_CST90397

TST90397 - Proportion Foreign Born

Type	Numeric (Double)
TST90397	Proportion Foreign Born
OutputVariableName	output_TST90397

BST90397 - Proportion Foreign Born

Type	Numeric (Double)
BST90397	Proportion Foreign Born
OutputVariableName	output_BST90397

CST90398 - Proportion <18 Yrs Foreign Born

Type	Numeric (Double)
CST90398	Proportion Under 18 Years Foreign Born
OutputVariableName	output_CST90398

TST90398 - Proportion <18 Yrs Foreign Born

Type	Numeric (Double)
TST90398	Proportion Under 18 Years Foreign Born
OutputVariableName	output_TST90398

BST90398 - Proportion <18 Yrs Foreign Born

Type	Numeric (Double)
BST90398	Proportion Under 18 Years Foreign Born
OutputVariableName	output_BST90398

CST90399 - Prop Aged 5+ English Non-speakers

Type	Numeric (Double)
CST90399	Proportion Aged 5 and Over Who Speak English "Not Well" or "Not At All"
OutputVariableName	output_CST90399

TST90399 - Prop Aged 5+ English Non-speakers

Type	Numeric (Double)
TST90399	Proportion Aged 5 and Over Who Speak English "Not Well" or "Not At All"
OutputVariableName	output_TST90399

BST90399 - Prop Aged 5+ English Non-speakers

Type	Numeric (Double)
BST90399	Proportion Aged 5 and Over Who Speak English "Not Well" or "Not At All"
OutputVariableName	output_BST90399

CST90400 - Prop Aged 5-17 English Non-speakers

Type	Numeric (Double)
CST90400	Proportion Aged 5-17 Who Speak English "Not Well" or "Not At All"
OutputVariableName	output_CST90400

TST90400 - Prop Aged 5-17 English Non-speakers

Type	Numeric (Double)
TST90400	Proportion Aged 5-17 Who Speak English "Not Well" or "Not At All"
OutputVariableName	output_TST90400

BST90400 - Prop Aged 5-17 English Non-speakers

Type	Numeric (Double)
BST90400	Proportion Aged 5-17 Who Speak English "Not Well" or "Not At All"
OutputVariableName	output_BST90400

CST90401 - Prop HHs Linguistically Isolated

Type	Numeric (Double)
CST90401	Proportion Households Linguistically Isolated
OutputVariableName	output_CST90401

TST90401 - Prop HHs Linguistically Isolated

Type	Numeric (Double)
TST90401	Proportion Households Linguistically Isolated
OutputVariableName	output_TST90401

BST90401 - Prop HHs Linguistically Isolated

Type	Numeric (Double)
BST90401	Proportion Households Linguistically Isolated
OutputVariableName	output_BST90401

CST90402 - Prop Aged 5+ in Linguist Isolated HHs

Type	Numeric (Double)
CST90402	Proportion Persons Aged 5 and Over Living in Households Linguistically Isolated
OutputVariableName	output_CST90402

TST90402 - Prop Aged 5+ in Linguist Isolated HHs

Type	Numeric (Double)
TST90402	Proportion Persons Aged 5 and Over Living in Households Linguistically Isolated
OutputVariableName	output_TST90402

BST90402 - Prop Aged 5+ in Linguist Isolated HHs

Type	Numeric (Double)
BST90402	Proportion Persons Aged 5 and Over Living in Households Linguistically Isolated
OutputVariableName	output_BST90402

CST90403 - Prop Aged 5-17 in Linguis Isolated HHs

Type	Numeric (Double)
CST90403	Proportion Persons Aged 5-17 Living in Households Linguistically Isolated
OutputVariableName	output_CST90403

TST90403 - Prop Aged 5-17 in Linguis Isolated HHs

Type	Numeric (Double)
TST90403	Proportion Persons Aged 5-17 Living in Households Linguistically Isolated
OutputVariableName	output_TST90403

BST90403 - Prop Aged 5-17 in Linguis Isolated HHs

Type	Numeric (Double)
BST90403	Proportion Persons Aged 5-17 Living in Households Linguistically Isolated

OutputVariableName	output_BST90403
--------------------	-----------------

CAR90404 - Death Rate Per 1,000

Type	Numeric (Double)
CAR90404	Crude Death Rate (per 1,000 Individuals) - County
OutputVariableName	output_CAR90404

CAR90405 - Death Rate - White Males Per 1,000

Type	Numeric (Double)
CAR90405	Death Rate for White Males (per 1,000 Individuals) - County
OutputVariableName	output_CAR90405

CAR90406 - Death Rate - White Females Per 1,000

Type	Numeric (Double)
CAR90406	Death Rate for White Females (per 1,000 Individuals) - County
OutputVariableName	output_CAR90406

CAR90407 - Death Rate - Black Males Per 1,000

Type	Numeric (Double)
CAR90407	Death Rate for Black Males (per 1,000 Individuals) - County
OutputVariableName	output_CAR90407

CAR90408 - Death Rate - Black Females Per 1,000

Type	Numeric (Double)
CAR90408	Death Rate for Black Females (per 1,000 Individuals) - County
OutputVariableName	output_CAR90408

CAR90409 - Death Rate - Other Males Per 1,000

Type	Numeric (Double)
CAR90409	Death Rate for Other Males (per 1,000 Individuals) - County
OutputVariableName	output_CAR90409

CAR90410 - Death Rate - Other Females Per 1,000

Type	Numeric (Double)
CAR90410	Death Rate for Other Females (per 1,000 Individuals) - County

OutputVariableName	output_CAR90410
--------------------	-----------------

CAR90411 - Infant Death Rate Per 1,000

Type	Numeric (Double)
CAR90411	Infant (<1yr) Death Rate for All Races (per 1,000 Individuals <1yr) - County
OutputVariableName	output_CAR90411

CAR90412 - Infant Death Rate - Whites Per 1,000

Type	Numeric (Double)
CAR90412	Infant (<1yr) Death Rate for Whites (per 1,000 Individuals <1yr) - County
OutputVariableName	output_CAR90412

CAR90413 - Infant Death Rate - Blacks Per 1,000

Type	Numeric (Double)
CAR90413	Infant (<1yr) Death Rate for Blacks (per 1,000 Individuals <1yr) - County
OutputVariableName	output_CAR90413

CAR90414 - Infant Death Rate - Others Per 1,000

Type	Numeric (Double)
CAR90414	Infant (<1yr) Death Rate for Others (per 1,000 Individuals <1yr) - County
OutputVariableName	output_CAR90414

CAR90415 - Age-Specific Mortality Rate, 1-4 Years

Type	Numeric (Double)
CAR90415	Age-Specific Mortality Rate for Persons 1-4 Years - County
OutputVariableName	output_CAR90415

CAR90416 - Age-Specific Mortality Rate, 5-14 Years

Type	Numeric (Double)
CAR90416	Age-Specific Mortality Rate for Persons 5-14 Years - County
OutputVariableName	output_CAR90416

CAR90417 - Age-Specific Mortality Rate, 15-24 Years

Type	Numeric (Double)
CAR90417	Age-Specific Mortality Rate for Persons 15-24 Years - County

OutputVariableName	output_CAR90417
--------------------	-----------------

CAR90418 - Infant Mortality Rate Per 1,000

Type	Numeric (Double)
CAR90418	Infant (<1yr) Mortality Rate for All Races (per 1,000 Live Births) - County
OutputVariableName	output_CAR90418

CAR90419 - Infant Mortality Rate - Whites Per 1,000

Type	Numeric (Double)
CAR90419	Infant (<1yr) Mortality Rate - Whites (per 1,000 Live Births) - County
OutputVariableName	output_CAR90419

CAR90420 - Infant Mortality Rate - Blacks Per 1,000

Type	Numeric (Double)
CAR90420	Infant (<1yr) Mortality Rate - Blacks (per 1,000 Live Births) - County
OutputVariableName	output_CAR90420

CAR90421 - Infant Mortality Rate - Others Per 1,000

Type	Numeric (Double)
CAR90421	Infant (<1yr) Mortality Rate - Others (per 1,000 Live Births) - County
OutputVariableName	output_CAR90421

CAR90422 - AIDS Death Rate Per 100,000

Type	Numeric (Double)
CAR90422	AIDS death rate (per 100,000 Individuals) - County
OutputVariableName	output_CAR90422

CAR90423 - Motor Vehicle Death Rate Per 100,000

Type	Numeric (Double)
CAR90423	Motor Vehicle Accident Death Rate (per 100,000 Individuals) - County
OutputVariableName	output_CAR90423

CAR90424 - Low Birth Weight Births Per All Births

Type	Numeric (Double)
CAR90424	Low Birth Weight Births (<2500 grams) as a Proportion of All Births - County

OutputVariableName	output_CAR90424
--------------------	-----------------

CAR90425 - White Low Birth Wgt Births Per Wh Births

Type	Numeric (Double)
CAR90425	White Low Birth Weight Births (<2500 grams) as a Proportion of White Births - County
OutputVariableName	output_CAR90425

CAR90426 - Black Low Birth Wgt Births Per Bl Births

Type	Numeric (Double)
CAR90426	Black Low Birth Weight Births (<2500 grams) as a Proportion of Black Births - County
OutputVariableName	output_CAR90426

CAR90427 - Oth Low Birth Wgt Births Per Oth Births

Type	Numeric (Double)
CAR90427	Other Low Birth Weight Births (<2500 grams) as a Proportion of Other Births - County
OutputVariableName	output_CAR90427

CST90428 - Prop Civ Non-Inst Pop W/ Mobility Limit

Type	Numeric (Double)
CST90428	Proportion Civilian Noninstitutionalized Persons Aged 16-24 with a Mobility Limitation
OutputVariableName	output_CST90428

TST90428 - Prop Civ Non-Inst Pop W/ Mobility Limit

Type	Numeric (Double)
TST90428	Proportion Civilian Noninstitutionalized Persons Aged 16-24 with a Mobility Limitation
OutputVariableName	output_TST90428

BST90428 - Prop Civ Non-Inst Pop W/ Mobility Limit

Type	Numeric (Double)
BST90428	Proportion Civilian Noninstitutionalized Persons Aged 16-24 with a Mobility Limitation

OutputVariableName	output_BST90428
--------------------	-----------------

CST90429 - Prop Civ Non-Inst Pop W/ Slf-Care Limit

Type	Numeric (Double)
CST90429	Proportion Civilian Noninstitutionalized Persons Aged 16-64 with a Self-Care Limitation
OutputVariableName	output_CST90429

TST90429 - Prop Civ Non-Inst Pop W/ Slf-Care Limit

Type	Numeric (Double)
TST90429	Proportion Civilian Noninstitutionalized Persons Aged 16-64 with a Self-Care Limitation
OutputVariableName	output_TST90429

BST90429 - Prop Civ Non-Inst Pop W/ Slf-Care Limit

Type	Numeric (Double)
BST90429	Proportion Civilian Noninstitutionalized Persons Aged 16-64 with a Self-Care Limitation
OutputVariableName	output_BST90429

CST90430 - Prop Civ Non-Inst Pop W/ Mob/S-C Limit

Type	Numeric (Double)
CST90430	Proportion Civilian Noninstitutionalized Persons Aged 16-24 with a Mobility or Safe-Care Limitation
OutputVariableName	output_CST90430

TST90430 - Prop Civ Non-Inst Pop W/ Mob/S-C Limit

Type	Numeric (Double)
TST90430	Proportion Civilian Noninstitutionalized Persons Aged 16-24 with a Mobility or Safe-Care Limitation
OutputVariableName	output_TST90430

BST90430 - Prop Civ Non-Inst Pop W/ Mob/S-C Limit

Type	Numeric (Double)
BST90430	Proportion Civilian Noninstitutionalized Persons Aged 16-24 with a Mobility or Safe-Care Limitation

OutputVariableName	output_BST90430
--------------------	-----------------

CST90431 - Prop in Shelters or Street Locations

Type	Numeric (Double)
CST90431	Proportion Persons that are in Emergency Shelters for Homeless Persons or Visible in Street Locations
OutputVariableName	output_CST90431

TST90431 - Prop in Shelters or Street Locations

Type	Numeric (Double)
TST90431	Proportion Persons that are in Emergency Shelters for Homeless Persons or Visible in Street Locations
OutputVariableName	output_TST90431

BST90431 - Prop in Shelters or Street Locations

Type	Numeric (Double)
BST90431	Proportion Persons that are in Emergency Shelters for Homeless Persons or Visible in Street Locations
OutputVariableName	output_BST90431

CST90432 - Any Persons In Correct'l Institutions

Type	Code
Measurement Unit	numeric
CST90432	Any Persons in Correctional Institutions
OutputVariableName	output_CST90432
0	No
1	Yes
.G	geocode missing

TST90432 - Any Persons In Correct'l Institutions

Type	Code
Measurement Unit	numeric
TST90432	Any Persons in Correctional Institutions
OutputVariableName	output_TST90432
0	No

1	Yes
.G	geocode missing

BST90432 - Any Persons In Correct'l Institutions

Type	Code
Measurement Unit	numeric
BST90432	Any Persons in Correctional Institutions
OutputVariableName	output_BST90432
0	No
1	Yes
.G	geocode missing

CST90433 - Any Persons In Mental Hospitals

Type	Code
Measurement Unit	numeric
CST90433	Any Persons in Mental (Psychiatric) Hospitals
OutputVariableName	output_CST90433
0	No
1	Yes
.G	geocode missing

TST90433 - Any Persons In Mental Hospitals

Type	Code
Measurement Unit	numeric
TST90433	Any Persons in Mental (Psychiatric) Hospitals
OutputVariableName	output_TST90433
0	No
1	Yes
.G	geocode missing

BST90433 - Any Persons In Mental Hospitals

Type	Code
Measurement Unit	numeric

BST90433	Any Persons in Mental (Psychiatric) Hospitals
OutputVariableName	output_BST90433
0	No
1	Yes
.G	geocode missing

Type	Code
Measurement Unit	numeric
CST90434	Any Persons in Juvenile Institutions
OutputVariableName	output_CST90434
0	No
1	Yes
.G	geocode missing

Type	Code
Measurement Unit	numeric
TST90434	Any Persons in Juvenile Institutions
OutputVariableName	output_TST90434
0	No
1	Yes
.G	geocode missing

Type	Code
Measurement Unit	numeric
BST90434	Any Persons in Juvenile Institutions
OutputVariableName	output_BST90434
0	No
1	Yes
.G	geocode missing



Type	Code
Measurement Unit	numeric
CST90435	Any Persons in College Dormitories
OutputVariableName	output_CST90435
0	No
1	Yes
.G	geocode missing



Type	Code
Measurement Unit	numeric
TST90435	Any Persons in College Dormitories
OutputVariableName	output_TST90435
0	No
1	Yes
.G	geocode missing



Type	Code
Measurement Unit	numeric
BST90435	Any Persons in College Dormitories
OutputVariableName	output_BST90435
0	No
1	Yes
.G	geocode missing



Type	Code
Measurement Unit	numeric
CST90436	Any Persons in Military Quarters
OutputVariableName	output_CST90436
0	No

1	Yes
.G	geocode missing

TST90436 - Any Persons In Military Quarters

Type	Code
Measurement Unit	numeric
TST90436	Any Persons in Military Quarters
OutputVariableName	output_TST90436
0	No
1	Yes
.G	geocode missing

BST90436 - Any Persons In Military Quarters

Type	Code
Measurement Unit	numeric
BST90436	Any Persons in Military Quarters
OutputVariableName	output_BST90436
0	No
1	Yes
.G	geocode missing

CST90437 - Households (Abs #)

Type	Numeric (Double)
CST90437	Households (Absolute Number)
OutputVariableName	output_CST90437

TST90437 - Households (Abs #)

Type	Numeric (Double)
TST90437	Households (Absolute Number)
OutputVariableName	output_TST90437

BST90437 - Households (Abs #)

Type	Numeric (Double)
BST90437	Households (Absolute Number)

OutputVariableName	output_BST90437
--------------------	-----------------

CST90438 - White Householder HHs

Type	Numeric (Double)
CST90438	White Householder Households
OutputVariableName	output_CST90438

TST90438 - White Householder HHs

Type	Numeric (Double)
TST90438	White Householder Households
OutputVariableName	output_TST90438

BST90438 - White Householder HHs

Type	Numeric (Double)
BST90438	White Householder Households
OutputVariableName	output_BST90438

CST90439 - Black Householder HHs

Type	Numeric (Double)
CST90439	Black Householder Households
OutputVariableName	output_CST90439

TST90439 - Black Householder HHs

Type	Numeric (Double)
TST90439	Black Householder Households
OutputVariableName	output_TST90439

BST90439 - Black Householder HHs

Type	Numeric (Double)
BST90439	Black Householder Households
OutputVariableName	output_BST90439

CST90440 - Asian/Pac Isl Householder HHs

Type	Numeric (Double)
CST90440	Asian or Pacific Islander Householder Households

OutputVariableName	output_CST90440
--------------------	-----------------

TST90440 - Asian/Pac Isl Householder HHs

Type	Numeric (Double)
TST90440	Asian or Pacific Islander Householder Households
OutputVariableName	output_TST90440

BST90440 - Asian/Pac Isl Householder HHs

Type	Numeric (Double)
BST90440	Asian or Pacific Islander Householder Households
OutputVariableName	output_BST90440

CST90441 - Other Householder HHs

Type	Numeric (Double)
CST90441	Other Householder Households
OutputVariableName	output_CST90441

TST90441 - Other Householder HHs

Type	Numeric (Double)
TST90441	Other Householder Households
OutputVariableName	output_TST90441

BST90441 - Other Householder HHs

Type	Numeric (Double)
BST90441	Other Householder Households
OutputVariableName	output_BST90441

CST90442 - Hispanic Householder HHs

Type	Numeric (Double)
CST90442	Hispanic Householder Households (Absolute Number)
OutputVariableName	output_CST90442

TST90442 - Hispanic Householder HHs

Type	Numeric (Double)
TST90442	Hispanic Householder Households (Absolute Number)

OutputVariableName	output_TST90442
--------------------	-----------------

BST90442 - Hispanic Householder HHs

Type	Numeric (Double)
BST90442	Hispanic Householder Households (Absolute Number)
OutputVariableName	output_BST90442

CST90443 - Prop HHs Non-Family HHs

Type	Numeric (Double)
CST90443	Proportion of Households that are Non-Family Households
OutputVariableName	output_CST90443

TST90443 - Prop HHs Non-Family HHs

Type	Numeric (Double)
TST90443	Proportion of Households that are Non-Family Households
OutputVariableName	output_TST90443

BST90443 - Prop HHs Non-Family HHs

Type	Numeric (Double)
BST90443	Proportion of Households that are Non-Family Households
OutputVariableName	output_BST90443

CST90444 - Prop White HHs Non-Family HHs

Type	Numeric (Double)
CST90444	Proportion White Householder Households that are Non-Family Households
OutputVariableName	output_CST90444

TST90444 - Prop White HHs Non-Family HHs

Type	Numeric (Double)
TST90444	Proportion White Householder Households that are Non-Family Households
OutputVariableName	output_TST90444

BST90444 - Prop White HHs Non-Family HHs

Type	Numeric (Double)
BST90444	Proportion White Householder Households that are Non-Family Households

OutputVariableName	output_BST90444
--------------------	-----------------

CST90445 - Prop Black HHs Non-Family HHs

Type	Numeric (Double)
CST90445	Proportion Black Householder Households that are Non-Family Households
OutputVariableName	output_CST90445

TST90445 - Prop Black HHs Non-Family HHs

Type	Numeric (Double)
TST90445	Proportion Black Householder Households that are Non-Family Households
OutputVariableName	output_TST90445

BST90445 - Prop Black HHs Non-Family HHs

Type	Numeric (Double)
BST90445	Proportion Black Householder Households that are Non-Family Households
OutputVariableName	output_BST90445

CST90446 - Prop Asian/Pac Isl HHs Non-Family HHs

Type	Numeric (Double)
CST90446	Proportion Asian or Pacific Islander Householder Households that are Non-Family Households
OutputVariableName	output_CST90446

TST90446 - Prop Asian/Pac Isl HHs Non-Family HHs

Type	Numeric (Double)
TST90446	Proportion Asian or Pacific Islander Householder Households that are Non-Family Households
OutputVariableName	output_TST90446

BST90446 - Prop Asian/Pac Isl HHs Non-Family HHs

Type	Numeric (Double)
BST90446	Proportion Asian or Pacific Islander Householder Households that are Non-Family Households
OutputVariableName	output_BST90446



Type	Numeric (Double)
CST90447	Proportion Other Householder Households that are Non-Family Households
OutputVariableName	output_CST90447



Type	Numeric (Double)
TST90447	Proportion Other Householder Households that are Non-Family Households
OutputVariableName	output_TST90447



Type	Numeric (Double)
BST90447	Proportion Other Householder Households that are Non-Family Households
OutputVariableName	output_BST90447



Type	Numeric (Double)
CST90448	Proportion Hispanic Householder Households that are Non-Family Households
OutputVariableName	output_CST90448



Type	Numeric (Double)
TST90448	Proportion Hispanic Householder Households that are Non-Family Households
OutputVariableName	output_TST90448



Type	Numeric (Double)
BST90448	Proportion Hispanic Householder Households that are Non-Family Households
OutputVariableName	output_BST90448



Type	Numeric (Double)
CST90449	Proportion Households that are Married-Couple Family Households with Own Children Under 18 Years
OutputVariableName	output_CST90449

TST90449 - Prop HHs - Marr-Cpl Fam W/Chld

Type	Numeric (Double)
TST90449	Proportion Households that are Married-Couple Family Households with Own Children Under 18 Years
OutputVariableName	output_TST90449

BST90449 - Prop HHs - Marr-Cpl Fam W/Chld

Type	Numeric (Double)
BST90449	Proportion Households that are Married-Couple Family Households with Own Children Under 18 Years
OutputVariableName	output_BST90449

CST90450 - Prop White HHs - Marr-Cpl Fam W/Chld

Type	Numeric (Double)
CST90450	Proportion White Householder Households that are Married-Couple Family Households with Own Children Under 18 Years
OutputVariableName	output_CST90450

TST90450 - Prop White HHs - Marr-Cpl Fam W/Chld

Type	Numeric (Double)
TST90450	Proportion White Householder Households that are Married-Couple Family Households with Own Children Under 18 Years
OutputVariableName	output_TST90450

BST90450 - Prop White HHs - Marr-Cpl Fam W/Chld

Type	Numeric (Double)
BST90450	Proportion White Householder Households that are Married-Couple Family Households with Own Children Under 18 Years
OutputVariableName	output_BST90450

CST90451 - Prop Black HHs - Marr-Cpl Fam W/Chld

Type	Numeric (Double)
CST90451	Proportion Black Householder Households that are Married-Couple Family Households with Own Children Under 18 Years
OutputVariableName	output_CST90451

TST90451 - Prop Black HHs - Marr-Cpl Fam W/Chld

Type	Numeric (Double)
TST90451	Proportion Black Householder Households that are Married-Couple Family Households with Own Children Under 18 Years
OutputVariableName	output_TST90451

BST90451 - Prop Black HHs - Marr-Cpl Fam W/Chld

Type	Numeric (Double)
BST90451	Proportion Black Householder Households that are Married-Couple Family Households with Own Children Under 18 Years
OutputVariableName	output_BST90451

CST90452 - Prop Asian/PI HHs - Marr-Cpl Fam W/Chld

Type	Numeric (Double)
CST90452	Proportion Asian or Pacific Islander Householder Households that are Married-Couple Family Households with Own Children Under 18 Years
OutputVariableName	output_CST90452

TST90452 - Prop Asian/PI HHs - Marr-Cpl Fam W/Chld

Type	Numeric (Double)
TST90452	Proportion Asian or Pacific Islander Householder Households that are Married-Couple Family Households with Own Children Under 18 Years
OutputVariableName	output_TST90452

BST90452 - Prop Asian/PI HHs - Marr-Cpl Fam W/Chld

Type	Numeric (Double)
BST90452	Proportion Asian or Pacific Islander Householder Households that are Married-Couple Family Households with Own Children Under 18 Years
OutputVariableName	output_BST90452

CST90453 - Prop Other HHs - Marr-Cpl Fam W/Chld

Type	Numeric (Double)
CST90453	Proportion Other Householder Households that are Married-Couple Family Households with Own Children Under 18 Years
OutputVariableName	output_CST90453

TST90453 - Prop Other HHs - Marr-Cpl Fam W/Chld

Type	Numeric (Double)
TST90453	Proportion Other Householder Households that are Married-Couple Family Households with Own Children Under 18 Years
OutputVariableName	output_TST90453

BST90453 - Prop Other HHs - Marr-Cpl Fam W/Chld

Type	Numeric (Double)
BST90453	Proportion Other Householder Households that are Married-Couple Family Households with Own Children Under 18 Years
OutputVariableName	output_BST90453

CST90454 - Prop Hispanic HHs - Marr-Cpl Fam W/Chld

Type	Numeric (Double)
CST90454	Proportion Hispanic Householder Households that are Married-Couple Family Households with Own Children Under 18 Years
OutputVariableName	output_CST90454

TST90454 - Prop Hispanic HHs - Marr-Cpl Fam W/Chld

Type	Numeric (Double)
TST90454	Proportion Hispanic Householder Households that are Married-Couple Family Households with Own Children Under 18 Years
OutputVariableName	output_TST90454

BST90454 - Prop Hispanic HHs - Marr-Cpl Fam W/Chld

Type	Numeric (Double)
BST90454	Proportion Hispanic Householder Households that are Married-Couple Family Households with Own Children Under 18 Years
OutputVariableName	output_BST90454

CST90455 - Prop HHs - Fem HH W/Chld, no Husb Pres

Type	Numeric (Double)
CST90455	Proportion Households that are Female Householder, No Husband Present, Households with Own Children Under 18 Years
OutputVariableName	output_CST90455

TST90455 - Prop HHs - Fem HH W/Chld, no Husb Pres

Type	Numeric (Double)
TST90455	Proportion Households that are Female Householder, No Husband Present, Households with Own Children Under 18 Years
OutputVariableName	output_TST90455

BST90455 - Prop HHs - Fem HH W/Chld, no Husb Pres

Type	Numeric (Double)
BST90455	Proportion Households that are Female Householder, No Husband Present, Households with Own Children Under 18 Years
OutputVariableName	output_BST90455

CST90456 - Prop Wh HHs - Fem HH W/Chld, no Husb P

Type	Numeric (Double)
CST90456	Proportion White Householder Households that are Female Householder, No Husband Present, Households with Own Children Under 18 Years
OutputVariableName	output_CST90456

TST90456 - Prop Wh HHs - Fem HH W/Chld, no Husb P

Type	Numeric (Double)
TST90456	Proportion White Householder Households that are Female Householder, No Husband Present, Households with Own Children Under 18 Years
OutputVariableName	output_TST90456

BST90456 - Prop Wh HHs - Fem HH W/Chld, no Husb P

Type	Numeric (Double)
BST90456	Proportion White Householder Households that are Female Householder, No Husband Present, Households with Own Children Under 18 Years
OutputVariableName	output_BST90456

CST90457 - Prop Bl HHs - Fem HH W/Chld, no Husb P

Type	Numeric (Double)
CST90457	Proportion Black Householder Households that are Female Householder, No Husband Present, Households with Own Children Under 18 Years
OutputVariableName	output_CST90457

TST90457 - Prop Bl HHs - Fem HH W/Chld, no Husb P

Type	Numeric (Double)
TST90457	Proportion Black Householder Households that are Female Householder, No Husband Present, Households with Own Children Under 18 Years
OutputVariableName	output_TST90457

BST90457 - Prop Bl HHs - Fem HH W/Chld, no Husb P

Type	Numeric (Double)
BST90457	Proportion Black Householder Households that are Female Householder, No Husband Present, Households with Own Children Under 18 Years
OutputVariableName	output_BST90457

CST90458 - Prop A/PI HHs - Fem HH W/Chld, no Husb P

Type	Numeric (Double)
CST90458	Proportion Asian or Pacific Island Householder Households that are Female Householder, No Husband Present, Households with Own Children Under 18 Years
OutputVariableName	output_CST90458

TST90458 - Prop A/PI HHs - Fem HH W/Chld, no Husb P

Type	Numeric (Double)
TST90458	Proportion Asian or Pacific Island Householder Households that are Female Householder, No Husband Present, Households with Own Children Under 18 Years
OutputVariableName	output_TST90458

BST90458 - Prop A/PI HHs - Fem HH W/Chld, no Husb P

Type	Numeric (Double)
BST90458	Proportion Asian or Pacific Island Householder Households that are Female Householder, No Husband Present, Households with Own Children Under 18 Years
OutputVariableName	output_BST90458

 CST90459 - Prop Oth HHs - Fem HH W/Chld, no Husb P

Type	Numeric (Double)
CST90459	Proportion Other Householder Households that are Female Householder, No Husband Present, Households with Own Children Under 18 Years
OutputVariableName	output_CST90459

 TST90459 - Prop Oth HHs - Fem HH W/Chld, no Husb P

Type	Numeric (Double)
TST90459	Proportion Other Householder Households that are Female Householder, No Husband Present, Households with Own Children Under 18 Years
OutputVariableName	output_TST90459

 BST90459 - Prop Oth HHs - Fem HH W/Chld, no Husb P

Type	Numeric (Double)
BST90459	Proportion Other Householder Households that are Female Householder, No Husband Present, Households with Own Children Under 18 Years
OutputVariableName	output_BST90459

 CST90460 - Prop H HHs - Fem HH W/Chld, no Husb P

Type	Numeric (Double)
CST90460	Proportion Hispanic Householder Households that are Female Householder, No Husband Present, Households with Own Children Under 18 Years
OutputVariableName	output_CST90460

 TST90460 - Prop H HHs - Fem HH W/Chld, no Husb P

Type	Numeric (Double)
TST90460	Proportion Hispanic Householder Households that are Female Householder, No Husband Present, Households with Own Children Under 18 Years
OutputVariableName	output_TST90460

 BST90460 - Prop H HHs - Fem HH W/Chld, no Husb P

Type	Numeric (Double)
BST90460	Proportion Hispanic Householder Households that are Female Householder, No Husband Present, Households with Own Children Under 18 Years
OutputVariableName	output_BST90460

 CST90461 - Prop HHs - Other HH W/Chld, no Sp P

Type	Numeric (Double)
CST90461	Proportion Households that are "Other Family" (Male or Female Householder, No Spouse Present) Households with Own Children Under 18 Years
OutputVariableName	output_CST90461

 TST90461 - Prop HHs - Other HH W/Chld, no Sp P

Type	Numeric (Double)
TST90461	Proportion Households that are "Other Family" (Male or Female Householder, No Spouse Present) Households with Own Children Under 18 Years
OutputVariableName	output_TST90461

 BST90461 - Prop HHs - Other HH W/Chld, no Sp P

Type	Numeric (Double)
BST90461	Proportion Households that are "Other Family" (Male or Female Householder, No Spouse Present) Households with Own Children Under 18 Years
OutputVariableName	output_BST90461

 CST90462 - Prop Wh HHs - Oth HH W/Chld, no Sp P

Type	Numeric (Double)
CST90462	Proportion White Householder Households that are "Other Family" (Male or Female Householder, No Spouse Present) Households with Own Children Under 18 Years
OutputVariableName	output_CST90462

 TST90462 - Prop Wh HHs - Oth HH W/Chld, no Sp P

Type	Numeric (Double)
TST90462	Proportion White Householder Households that are "Other Family" (Male or Female Householder, No Spouse Present) Households with Own Children Under 18 Years
OutputVariableName	output_TST90462

 BST90462 - Prop Wh HHs - Oth HH W/Chld, no Sp P

Type	Numeric (Double)
------	------------------

BST90462	Proportion White Householder Households that are "Other Family" (Male or Female Householder, No Spouse Present) Households with Own Children Under 18 Years
OutputVariableName	output_BST90462

CST90463 - Prop Bl HHs - Oth HH W/Chld, no Sp P

Type	Numeric (Double)
CST90463	Proportion Black Householder Households that are "Other Family" (Male or Female Householder, No Spouse Present) Households with Own Children Under 18 Years
OutputVariableName	output_CST90463

TST90463 - Prop Bl HHs - Oth HH W/Chld, no Sp P

Type	Numeric (Double)
TST90463	Proportion Black Householder Households that are "Other Family" (Male or Female Householder, No Spouse Present) Households with Own Children Under 18 Years
OutputVariableName	output_TST90463

BST90463 - Prop Bl HHs - Oth HH W/Chld, no Sp P

Type	Numeric (Double)
BST90463	Proportion Black Householder Households that are "Other Family" (Male or Female Householder, No Spouse Present) Households with Own Children Under 18 Years
OutputVariableName	output_BST90463

CST90464 - Prop A/PI HHs - Oth HH W/Chld, no Sp P

Type	Numeric (Double)
CST90464	Proportion Asian or Pacific Island Householder Households that are "Other Family" (Male or Female Householder, No Spouse Present) Households with Own Children Under 18 Years
OutputVariableName	output_CST90464

TST90464 - Prop A/PI HHs - Oth HH W/Chld, no Sp P

Type	Numeric (Double)
------	------------------

TST90464	Proportion Asian or Pacific Island Householder Households that are "Other Family" (Male or Female Householder, No Spouse Present) Households with Own Children Under 18 Years
OutputVariableName	output_TST90464

BST90464 - Prop A/PI HHs - Oth HH W/Chld, no Sp P

Type	Numeric (Double)
BST90464	Proportion Asian or Pacific Island Householder Households that are "Other Family" (Male or Female Householder, No Spouse Present) Households with Own Children Under 18 Years
OutputVariableName	output_BST90464

CST90465 - Prop Oth HHs - Oth HH W/Chld, no Sp P

Type	Numeric (Double)
CST90465	Proportion Other Householder Households that are "Other Family" (Male or Female Householder, No Spouse Present) Households with Own Children Under 18 Years
OutputVariableName	output_CST90465

TST90465 - Prop Oth HHs - Oth HH W/Chld, no Sp P

Type	Numeric (Double)
TST90465	Proportion Other Householder Households that are "Other Family" (Male or Female Householder, No Spouse Present) Households with Own Children Under 18 Years
OutputVariableName	output_TST90465

BST90465 - Prop Oth HHs - Oth HH W/Chld, no Sp P

Type	Numeric (Double)
BST90465	Proportion Other Householder Households that are "Other Family" (Male or Female Householder, No Spouse Present) Households with Own Children Under 18 Years
OutputVariableName	output_BST90465

CST90466 - Prop H HHs - Oth HH W/Chld, no Sp P

Type	Numeric (Double)
------	------------------

CST90466	Proportion Hispanic Householder Households that are "Other Family" (Male or Female Householder, No Spouse Present) Households with Own Children Under 18 Years
OutputVariableName	output_CST90466

TST90466 - Prop H HHs - Oth HH W/Chld, no Sp P

Type	Numeric (Double)
TST90466	Proportion Hispanic Householder Households that are "Other Family" (Male or Female Householder, No Spouse Present) Households with Own Children Under 18 Years
OutputVariableName	output_TST90466

BST90466 - Prop H HHs - Oth HH W/Chld, no Sp P

Type	Numeric (Double)
BST90466	Proportion Hispanic Householder Households that are "Other Family" (Male or Female Householder, No Spouse Present) Households with Own Children Under 18 Years
OutputVariableName	output_BST90466

CST90467 - Prop Fam HHs - Marr-Cpl Family HHs

Type	Numeric (Double)
CST90467	Proportion Family Households that are Married-Couple Family Households
OutputVariableName	output_CST90467

TST90467 - Prop Fam HHs - Marr-Cpl Family HHs

Type	Numeric (Double)
TST90467	Proportion Family Households that are Married-Couple Family Households
OutputVariableName	output_TST90467

BST90467 - Prop Fam HHs - Marr-Cpl Family HHs

Type	Numeric (Double)
BST90467	Proportion Family Households that are Married-Couple Family Households
OutputVariableName	output_BST90467

CST90468 - Prop Wh Fam HHs - Marr-Cpl Fam HHs

Type	Numeric (Double)
------	------------------

CST90468	Proportion White Householder Family Households that are Married-Couple Family Households
OutputVariableName	output_CST90468

TST90468 - Prop Wh Fam HHs - Marr-Cpl Fam HHs

Type	Numeric (Double)
TST90468	Proportion White Householder Family Households that are Married-Couple Family Households
OutputVariableName	output_TST90468

BST90468 - Prop Wh Fam HHs - Marr-Cpl Fam HHs

Type	Numeric (Double)
BST90468	Proportion White Householder Family Households that are Married-Couple Family Households
OutputVariableName	output_BST90468

CST90469 - Prop Bl Fam HHs - Marr-Cpl Fam HHs

Type	Numeric (Double)
CST90469	Proportion Black Householder Family Households that are Married-Couple Family Households
OutputVariableName	output_CST90469

TST90469 - Prop Bl Fam HHs - Marr-Cpl Fam HHs

Type	Numeric (Double)
TST90469	Proportion Black Householder Family Households that are Married-Couple Family Households
OutputVariableName	output_TST90469

BST90469 - Prop Bl Fam HHs - Marr-Cpl Fam HHs

Type	Numeric (Double)
BST90469	Proportion Black Householder Family Households that are Married-Couple Family Households
OutputVariableName	output_BST90469

CST90470 - Prop A/PI Fam HHs - Marr-Cpl Fam HHs

Type	Numeric (Double)
------	------------------

CST90470	Proportion Asian or Pacific Islander Householder Family Households that are Married-Couple Family Households
OutputVariableName	output_CST90470

TST90470 - Prop A/PI Fam HHs - Marr-Cpl Fam HHs

Type	Numeric (Double)
TST90470	Proportion Asian or Pacific Islander Householder Family Households that are Married-Couple Family Households
OutputVariableName	output_TST90470

BST90470 - Prop A/PI Fam HHs - Marr-Cpl Fam HHs

Type	Numeric (Double)
BST90470	Proportion Asian or Pacific Islander Householder Family Households that are Married-Couple Family Households
OutputVariableName	output_BST90470

CST90471 - Prop Oth Fam HHs - Marr-Cpl Fam HHs

Type	Numeric (Double)
CST90471	Proportion Other Householder Family Households that are Married-Couple Family Households
OutputVariableName	output_CST90471

TST90471 - Prop Oth Fam HHs - Marr-Cpl Fam HHs

Type	Numeric (Double)
TST90471	Proportion Other Householder Family Households that are Married-Couple Family Households
OutputVariableName	output_TST90471

BST90471 - Prop Oth Fam HHs - Marr-Cpl Fam HHs

Type	Numeric (Double)
BST90471	Proportion Other Householder Family Households that are Married-Couple Family Households
OutputVariableName	output_BST90471

CST90472 - Prop H Fam HHs - Marr-Cpl Fam HHs

Type	Numeric (Double)
------	------------------

CST90472	Proportion Hispanic Householder Family Households that are Married-Couple Family Households
OutputVariableName	output_CST90472

TST90472 - Prop H Fam HHs - Marr-Cpl Fam HHs

Type	Numeric (Double)
TST90472	Proportion Hispanic Householder Family Households that are Married-Couple Family Households
OutputVariableName	output_TST90472

BST90472 - Prop H Fam HHs - Marr-Cpl Fam HHs

Type	Numeric (Double)
BST90472	Proportion Hispanic Householder Family Households that are Married-Couple Family Households
OutputVariableName	output_BST90472

CST90473 - Prop Fam HHs - Marr-Cpl Fam W/Chld

Type	Numeric (Double)
CST90473	Proportion Family Households that are Married-Couple Family Households with Own Children Under 18 Years
OutputVariableName	output_CST90473

TST90473 - Prop Fam HHs - Marr-Cpl Fam W/Chld

Type	Numeric (Double)
TST90473	Proportion Family Households that are Married-Couple Family Households with Own Children Under 18 Years
OutputVariableName	output_TST90473

BST90473 - Prop Fam HHs - Marr-Cpl Fam W/Chld

Type	Numeric (Double)
BST90473	Proportion Family Households that are Married-Couple Family Households with Own Children Under 18 Years
OutputVariableName	output_BST90473

CST90474 - Prop Wh Fam HHs - Marr-Cpl Fam W/Chld

Type	Numeric (Double)
------	------------------

CST90474	Proportion White Householder Family Households that are Married-Couple Family Households with Own Children Under 18 Years
OutputVariableName	output_CST90474

TST90474 - Prop Wh Fam HHs - Marr-Cpl Fam W/Chld

Type	Numeric (Double)
TST90474	Proportion White Householder Family Households that are Married-Couple Family Households with Own Children Under 18 Years
OutputVariableName	output_TST90474

BST90474 - Prop Wh Fam HHs - Marr-Cpl Fam W/Chld

Type	Numeric (Double)
BST90474	Proportion White Householder Family Households that are Married-Couple Family Households with Own Children Under 18 Years
OutputVariableName	output_BST90474

CST90475 - Prop Bl Fam HHs - Marr-Cpl Fam W/Chld

Type	Numeric (Double)
CST90475	Proportion Black Householder Family Households that are Married-Couple Family Households with Own Children Under 18 Years
OutputVariableName	output_CST90475

TST90475 - Prop Bl Fam HHs - Marr-Cpl Fam W/Chld

Type	Numeric (Double)
TST90475	Proportion Black Householder Family Households that are Married-Couple Family Households with Own Children Under 18 Years
OutputVariableName	output_TST90475

BST90475 - Prop Bl Fam HHs - Marr-Cpl Fam W/Chld

Type	Numeric (Double)
BST90475	Proportion Black Householder Family Households that are Married-Couple Family Households with Own Children Under 18 Years
OutputVariableName	output_BST90475

CST90476 - Prop A/PI Fam HHs - Marr-Cpl Fam W/Chld

Type	Numeric (Double)
------	------------------

CST90476	Proportion Asian or Pacific Island Householder Family Households that are Married-Couple Family Households with Own Children Under 18 Years
OutputVariableName	output_CST90476

TST90476 - Prop A/PI Fam HHs - Marr-Cpl Fam W/Chld

Type	Numeric (Double)
TST90476	Proportion Asian or Pacific Island Householder Family Households that are Married-Couple Family Households with Own Children Under 18 Years
OutputVariableName	output_TST90476

BST90476 - Prop A/PI Fam HHs - Marr-Cpl Fam W/Chld

Type	Numeric (Double)
BST90476	Proportion Asian or Pacific Island Householder Family Households that are Married-Couple Family Households with Own Children Under 18 Years
OutputVariableName	output_BST90476

CST90477 - Prop Oth Fam HHs - Marr-Cpl Fam W/Chld

Type	Numeric (Double)
CST90477	Proportion Other Householder Family Households that are Married-Couple Family Households with Own Children Under 18 Years
OutputVariableName	output_CST90477

TST90477 - Prop Oth Fam HHs - Marr-Cpl Fam W/Chld

Type	Numeric (Double)
TST90477	Proportion Other Householder Family Households that are Married-Couple Family Households with Own Children Under 18 Years
OutputVariableName	output_TST90477

BST90477 - Prop Oth Fam HHs - Marr-Cpl Fam W/Chld

Type	Numeric (Double)
BST90477	Proportion Other Householder Family Households that are Married-Couple Family Households with Own Children Under 18 Years
OutputVariableName	output_BST90477

CST90478 - Prop H Fam HHs - Marr-Cpl Fam W/Chld

Type	Numeric (Double)
------	------------------

CST90478	Proportion Hispanic Householder Family Households that are Married-Couple Family Households with Own Children Under 18 Years
OutputVariableName	output_CST90478

TST90478 - Prop H Fam HHs - Marr-Cpl Fam W/Chld

Type	Numeric (Double)
TST90478	Proportion Hispanic Householder Family Households that are Married-Couple Family Households with Own Children Under 18 Years
OutputVariableName	output_TST90478

BST90478 - Prop H Fam HHs - Marr-Cpl Fam W/Chld

Type	Numeric (Double)
BST90478	Proportion Hispanic Householder Family Households that are Married-Couple Family Households with Own Children Under 18 Years
OutputVariableName	output_BST90478

CST90479 - Prop Fam HHs - Female HH, no Husb Pres

Type	Numeric (Double)
CST90479	Proportion Family Households that are Female Householder, No Husband Present, Households
OutputVariableName	output_CST90479

TST90479 - Prop Fam HHs - Female HH, no Husb Pres

Type	Numeric (Double)
TST90479	Proportion Family Households that are Female Householder, No Husband Present, Households
OutputVariableName	output_TST90479

BST90479 - Prop Fam HHs - Female HH, no Husb Pres

Type	Numeric (Double)
BST90479	Proportion Family Households that are Female Householder, No Husband Present, Households
OutputVariableName	output_BST90479

CST90480 - Prop Wh Fam HHs - Fem HH, no Husb P

Type	Numeric (Double)
------	------------------

CST90480	Proportion White Householder Family Households that are Female Householder, No Husband Present, Households
OutputVariableName	output_CST90480

TST90480 - Prop Wh Fam HHs - Fem HH, no Hub P

Type	Numeric (Double)
TST90480	Proportion White Householder Family Households that are Female Householder, No Husband Present, Households
OutputVariableName	output_TST90480

BST90480 - Prop Wh Fam HHs - Fem HH, no Hub P

Type	Numeric (Double)
BST90480	Proportion White Householder Family Households that are Female Householder, No Husband Present, Households
OutputVariableName	output_BST90480

CST90481 - Prop Bl Fam HHs - Fem HH, no Hub P

Type	Numeric (Double)
CST90481	Proportion Black Householder Family Households that are Female Householder, No Husband Present, Households
OutputVariableName	output_CST90481

TST90481 - Prop Bl Fam HHs - Fem HH, no Hub P

Type	Numeric (Double)
TST90481	Proportion Black Householder Family Households that are Female Householder, No Husband Present, Households
OutputVariableName	output_TST90481

BST90481 - Prop Bl Fam HHs - Fem HH, no Hub P

Type	Numeric (Double)
BST90481	Proportion Black Householder Family Households that are Female Householder, No Husband Present, Households
OutputVariableName	output_BST90481

CST90482 - Prop A/PI Fam HHs - Fem HH, no Hub P

Type	Numeric (Double)
------	------------------

CST90482	Proportion Asian or Pacific Islander Householder Family Households that are Female Householder, No Husband Present, Households
OutputVariableName	output_CST90482

TST90482 - Prop A/PI Fam HHs - Fem HH, no Hub P

Type	Numeric (Double)
TST90482	Proportion Asian or Pacific Islander Householder Family Households that are Female Householder, No Husband Present, Households
OutputVariableName	output_TST90482

BST90482 - Prop A/PI Fam HHs - Fem HH, no Hub P

Type	Numeric (Double)
BST90482	Proportion Asian or Pacific Islander Householder Family Households that are Female Householder, No Husband Present, Households
OutputVariableName	output_BST90482

CST90483 - Prop Oth Fam HHs - Fem HH, no Hub P

Type	Numeric (Double)
CST90483	Proportion Other Householder Family Households that are Female Householder, No Husband Present, Households
OutputVariableName	output_CST90483

TST90483 - Prop Oth Fam HHs - Fem HH, no Hub P

Type	Numeric (Double)
TST90483	Proportion Other Householder Family Households that are Female Householder, No Husband Present, Households
OutputVariableName	output_TST90483

BST90483 - Prop Oth Fam HHs - Fem HH, no Hub P

Type	Numeric (Double)
BST90483	Proportion Other Householder Family Households that are Female Householder, No Husband Present, Households
OutputVariableName	output_BST90483

CST90484 - Prop H Fam HHs - Fem HH, no Hub P

Type	Numeric (Double)
------	------------------

CST90484	Proportion Hispanic Householder Family Households that are Female Householder, No Husband Present, Households
OutputVariableName	output_CST90484

TST90484 - Prop H Fam HHs - Fem HH, no Husb P

Type	Numeric (Double)
TST90484	Proportion Hispanic Householder Family Households that are Female Householder, No Husband Present, Households
OutputVariableName	output_TST90484

BST90484 - Prop H Fam HHs - Fem HH, no Husb P

Type	Numeric (Double)
BST90484	Proportion Hispanic Householder Family Households that are Female Householder, No Husband Present, Households
OutputVariableName	output_BST90484

CST90485 - Prop Fam HHs - Fem HH W/Chld, no Husb

Type	Numeric (Double)
CST90485	Proportion Family Households that are Female Householder, No Husband Present, Households with Own Children Under 18 Years
OutputVariableName	output_CST90485

TST90485 - Prop Fam HHs - Fem HH W/Chld, no Husb

Type	Numeric (Double)
TST90485	Proportion Family Households that are Female Householder, No Husband Present, Households with Own Children Under 18 Years
OutputVariableName	output_TST90485

BST90485 - Prop Fam HHs - Fem HH W/Chld, no Husb

Type	Numeric (Double)
BST90485	Proportion Family Households that are Female Householder, No Husband Present, Households with Own Children Under 18 Years
OutputVariableName	output_BST90485

CST90486 - Prop Wh Fam HHs - Fem HH W/Chld, no Husb

Type	Numeric (Double)
------	------------------

CST90486	Proportion White Householder Family Households that are Female Householder, No Husband Present, Households with Own Children Under 18 Years
OutputVariableName	output_CST90486

TST90486 - Prop Wh Fam HHs - Fem HH W/Chld, no Hub

Type	Numeric (Double)
TST90486	Proportion White Householder Family Households that are Female Householder, No Husband Present, Households with Own Children Under 18 Years
OutputVariableName	output_TST90486

BST90486 - Prop Wh Fam HHs - Fem HH W/Chld, no Hub

Type	Numeric (Double)
BST90486	Proportion White Householder Family Households that are Female Householder, No Husband Present, Households with Own Children Under 18 Years
OutputVariableName	output_BST90486

CST90487 - Prop Bl Fam HHs - Fem HH W/Chld, no Hub

Type	Numeric (Double)
CST90487	Proportion Black Householder Family Households that are Female Householder, No Husband Present, Households with Own Children Under 18 Years
OutputVariableName	output_CST90487

TST90487 - Prop Bl Fam HHs - Fem HH W/Chld, no Hub

Type	Numeric (Double)
TST90487	Proportion Black Householder Family Households that are Female Householder, No Husband Present, Households with Own Children Under 18 Years
OutputVariableName	output_TST90487

BST90487 - Prop Bl Fam HHs - Fem HH W/Chld, no Hub

Type	Numeric (Double)
------	------------------

BST90487	Proportion Black Householder Family Households that are Female Householder, No Husband Present, Households with Own Children Under 18 Years
OutputVariableName	output_BST90487

CST90488 - Prop A/PI Fam HHs - Fem HH W/Chld, no H

Type	Numeric (Double)
CST90488	Proportion Asian or Pacific Islander Householder Family Households that are Female Householder, No Husband Present, Households with Own Children Under 18 Years
OutputVariableName	output_CST90488

TST90488 - Prop A/PI Fam HHs - Fem HH W/Chld, no H

Type	Numeric (Double)
TST90488	Proportion Asian or Pacific Islander Householder Family Households that are Female Householder, No Husband Present, Households with Own Children Under 18 Years
OutputVariableName	output_TST90488

BST90488 - Prop A/PI Fam HHs - Fem HH W/Chld, no H

Type	Numeric (Double)
BST90488	Proportion Asian or Pacific Islander Householder Family Households that are Female Householder, No Husband Present, Households with Own Children Under 18 Years
OutputVariableName	output_BST90488

CST90489 - Prop Oth Fam HHs - Fem HH W/Chld, no H

Type	Numeric (Double)
CST90489	Proportion Other Householder Family Households that are Female Householder, No Husband Present, Households with Own Children Under 18 Years
OutputVariableName	output_CST90489

TST90489 - Prop Oth Fam HHs - Fem HH W/Chld, no H

Type	Numeric (Double)
------	------------------

TST90489	Proportion Other Householder Family Households that are Female Householder, No Husband Present, Households with Own Children Under 18 Years
OutputVariableName	output_TST90489

BST90489 - Prop Oth Fam HHs - Fem HH W/Chld, no H

Type	Numeric (Double)
BST90489	Proportion Other Householder Family Households that are Female Householder, No Husband Present, Households with Own Children Under 18 Years
OutputVariableName	output_BST90489

CST90490 - Prop H Fam HHs - Fem HH W/Chld, no Hub

Type	Numeric (Double)
CST90490	Proportion Hispanic Householder Family Households that are Female Householder, No Husband Present, Households with Own Children Under 18 Years
OutputVariableName	output_CST90490

TST90490 - Prop H Fam HHs - Fem HH W/Chld, no Hub

Type	Numeric (Double)
TST90490	Proportion Hispanic Householder Family Households that are Female Householder, No Husband Present, Households with Own Children Under 18 Years
OutputVariableName	output_TST90490

BST90490 - Prop H Fam HHs - Fem HH W/Chld, no Hub

Type	Numeric (Double)
BST90490	Proportion Hispanic Householder Family Households that are Female Householder, No Husband Present, Households with Own Children Under 18 Years
OutputVariableName	output_BST90490

CST90491 - Prop Fam HHs - Other HH, no Sp Pres

Type	Numeric (Double)
CST90491	Proportion Family Households that are "Other Family" (Male or Female Householder, No Spouse Present) Households

OutputVariableName	output_CST90491
--------------------	-----------------

TST90491 - Prop Fam HHs - Other HH, no Sp Pres

Type	Numeric (Double)
TST90491	Proportion Family Households that are "Other Family" (Male or Female Householder, No Spouse Present) Households
OutputVariableName	output_TST90491

BST90491 - Prop Fam HHs - Other HH, no Sp Pres

Type	Numeric (Double)
BST90491	Proportion Family Households that are "Other Family" (Male or Female Householder, No Spouse Present) Households
OutputVariableName	output_BST90491

CST90492 - Prop Wh Fam HHs - Other HH, no Sp P

Type	Numeric (Double)
CST90492	Proportion White Householder Family Households that are "Other Family" (Male or Female Householder, No Spouse Present) Households
OutputVariableName	output_CST90492

TST90492 - Prop Wh Fam HHs - Other HH, no Sp P

Type	Numeric (Double)
TST90492	Proportion White Householder Family Households that are "Other Family" (Male or Female Householder, No Spouse Present) Households
OutputVariableName	output_TST90492

BST90492 - Prop Wh Fam HHs - Other HH, no Sp P

Type	Numeric (Double)
BST90492	Proportion White Householder Family Households that are "Other Family" (Male or Female Householder, No Spouse Present) Households
OutputVariableName	output_BST90492

CST90493 - Prop Bl Fam HHs - Other HH, no Sp P

Type	Numeric (Double)
CST90493	Proportion Black Householder Family Households that are "Other Family" (Male or Female Householder, No Spouse Present) Households

OutputVariableName	output_CST90493
--------------------	-----------------

TST90493 - Prop Bl Fam HHs - Other HH, no Sp P

Type	Numeric (Double)
TST90493	Proportion Black Householder Family Households that are "Other Family" (Male or Female Householder, No Spouse Present) Households
OutputVariableName	output_TST90493

BST90493 - Prop Bl Fam HHs - Other HH, no Sp P

Type	Numeric (Double)
BST90493	Proportion Black Householder Family Households that are "Other Family" (Male or Female Householder, No Spouse Present) Households
OutputVariableName	output_BST90493

CST90494 - Prop A/PI Fam HHs - Other HH, no Sp P

Type	Numeric (Double)
CST90494	Proportion Asian or Pacific Islander Householder Family Households that are "Other Family" (Male or Female Householder, No Spouse Present) Households
OutputVariableName	output_CST90494

TST90494 - Prop A/PI Fam HHs - Other HH, no Sp P

Type	Numeric (Double)
TST90494	Proportion Asian or Pacific Islander Householder Family Households that are "Other Family" (Male or Female Householder, No Spouse Present) Households
OutputVariableName	output_TST90494

BST90494 - Prop A/PI Fam HHs - Other HH, no Sp P

Type	Numeric (Double)
BST90494	Proportion Asian or Pacific Islander Householder Family Households that are "Other Family" (Male or Female Householder, No Spouse Present) Households
OutputVariableName	output_BST90494

CST90495 - Prop Oth Fam HHs - Other HH, no Sp P

Type	Numeric (Double)
CST90495	Proportion Other Householder Family Households that are "Other Family" (Male or Female Householder, No Spouse Present) Households
OutputVariableName	output_CST90495

TST90495 - Prop Oth Fam HHs - Other HH, no Sp P

Type	Numeric (Double)
TST90495	Proportion Other Householder Family Households that are "Other Family" (Male or Female Householder, No Spouse Present) Households
OutputVariableName	output_TST90495

BST90495 - Prop Oth Fam HHs - Other HH, no Sp P

Type	Numeric (Double)
BST90495	Proportion Other Householder Family Households that are "Other Family" (Male or Female Householder, No Spouse Present) Households
OutputVariableName	output_BST90495

CST90496 - Prop H Fam HHs - Other HH, no Sp P

Type	Numeric (Double)
CST90496	Proportion Hispanic Householder Family Households that are "Other Family" (Male or Female Householder, No Spouse Present) Households
OutputVariableName	output_CST90496

TST90496 - Prop H Fam HHs - Other HH, no Sp P

Type	Numeric (Double)
TST90496	Proportion Hispanic Householder Family Households that are "Other Family" (Male or Female Householder, No Spouse Present) Households
OutputVariableName	output_TST90496

BST90496 - Prop H Fam HHs - Other HH, no Sp P

Type	Numeric (Double)
BST90496	Proportion Hispanic Householder Family Households that are "Other Family" (Male or Female Householder, No Spouse Present) Households
OutputVariableName	output_BST90496

CST90497 - Prop Fam HHs - Oth HH, W/Chld no Sp P

Type	Numeric (Double)
CST90497	Proportion Family Households that are "Other Family" (Male or Female Householder, No Spouse Present) Households with Own Children Under 18 Years
OutputVariableName	output_CST90497

TST90497 - Prop Fam HHs - Oth HH, W/Chld no Sp P

Type	Numeric (Double)
TST90497	Proportion Family Households that are "Other Family" (Male or Female Householder, No Spouse Present) Households with Own Children Under 18 Years
OutputVariableName	output_TST90497

BST90497 - Prop Fam HHs - Oth HH, W/Chld no Sp P

Type	Numeric (Double)
BST90497	Proportion Family Households that are "Other Family" (Male or Female Householder, No Spouse Present) Households with Own Children Under 18 Years
OutputVariableName	output_BST90497

CST90498 - Prop Wh Fam HHs - Oth HH, W/Chld no Sp P

Type	Numeric (Double)
CST90498	Proportion White Householder Family Households that are "Other Family" (Male or Female Householder, No Spouse Present) Households with Own Children Under 18 Years
OutputVariableName	output_CST90498

TST90498 - Prop Wh Fam HHs - Oth HH, W/Chld no Sp P

Type	Numeric (Double)
TST90498	Proportion White Householder Family Households that are "Other Family" (Male or Female Householder, No Spouse Present) Households with Own Children Under 18 Years
OutputVariableName	output_TST90498

BST90498 - Prop Wh Fam HHs - Oth HH, W/Chld no Sp P

Type	Numeric (Double)
------	------------------

BST90498	Proportion White Householder Family Households that are "Other Family" (Male or Female Householder, No Spouse Present) Households with Own Children Under 18 Years
OutputVariableName	output_BST90498

Type	Numeric (Double)
CST90499	Proportion Black Householder Family Households that are "Other Family" (Male or Female Householder, No Spouse Present) Households with Own Children Under 18 Years
OutputVariableName	output_CST90499

Type	Numeric (Double)
TST90499	Proportion Black Householder Family Households that are "Other Family" (Male or Female Householder, No Spouse Present) Households with Own Children Under 18 Years
OutputVariableName	output_TST90499

Type	Numeric (Double)
BST90499	Proportion Black Householder Family Households that are "Other Family" (Male or Female Householder, No Spouse Present) Households with Own Children Under 18 Years
OutputVariableName	output_BST90499

Type	Numeric (Double)
CST90500	Proportion Asian or Pacific Islander Householder Family Households that are "Other Family" (Male or Female Householder, No Spouse Present) Households with Own Children Under 18 Years
OutputVariableName	output_CST90500

Type	Numeric (Double)
------	------------------

TST90500	Proportion Asian or Pacific Islander Householder Family Households that are "Other Family" (Male or Female Householder, No Spouse Present) Households with Own Children Under 18 Years
OutputVariableName	output_TST90500

BST90500 - Prop A/PI Fam HHs - Oth HH, W/Chld no Sp

Type	Numeric (Double)
BST90500	Proportion Asian or Pacific Islander Householder Family Households that are "Other Family" (Male or Female Householder, No Spouse Present) Households with Own Children Under 18 Years
OutputVariableName	output_BST90500

CST90501 - Prop Oth Fam HHs - Oth HH, W/Chld no Sp

Type	Numeric (Double)
CST90501	Proportion Other Householder Family Households that are "Other Family" (Male or Female Householder, No Spouse Present) Households with Own Children Under 18 Years
OutputVariableName	output_CST90501

TST90501 - Prop Oth Fam HHs - Oth HH, W/Chld no Sp

Type	Numeric (Double)
TST90501	Proportion Other Householder Family Households that are "Other Family" (Male or Female Householder, No Spouse Present) Households with Own Children Under 18 Years
OutputVariableName	output_TST90501

BST90501 - Prop Oth Fam HHs - Oth HH, W/Chld no Sp

Type	Numeric (Double)
BST90501	Proportion Other Householder Family Households that are "Other Family" (Male or Female Householder, No Spouse Present) Households with Own Children Under 18 Years
OutputVariableName	output_BST90501

CST90502 - Prop H Fam HHs - Oth HH, W/Chld no Sp P

Type	Numeric (Double)
------	------------------

CST90502	Proportion Hispanic Householder Family Households that are "Other Family" (Male or Female Householder, No Spouse Present) Households with Own Children Under 18 Years
OutputVariableName	output_CST90502

TST90502 - Prop H Fam HHs - Oth HH, W/Chld no Sp P

Type	Numeric (Double)
TST90502	Proportion Hispanic Householder Family Households that are "Other Family" (Male or Female Householder, No Spouse Present) Households with Own Children Under 18 Years
OutputVariableName	output_TST90502

BST90502 - Prop H Fam HHs - Oth HH, W/Chld no Sp P

Type	Numeric (Double)
BST90502	Proportion Hispanic Householder Family Households that are "Other Family" (Male or Female Householder, No Spouse Present) Households with Own Children Under 18 Years
OutputVariableName	output_BST90502

CST90503 - Prop Fam HHs W/Chld <18 Yrs

Type	Numeric (Double)
CST90503	Proportion Family Households with Own Children Under 18 Years
OutputVariableName	output_CST90503

TST90503 - Prop Fam HHs W/Chld <18 Yrs

Type	Numeric (Double)
TST90503	Proportion Family Households with Own Children Under 18 Years
OutputVariableName	output_TST90503

BST90503 - Prop Fam HHs W/Chld <18 Yrs

Type	Numeric (Double)
BST90503	Proportion Family Households with Own Children Under 18 Years
OutputVariableName	output_BST90503

CST90504 - Prop White Fam HHs W/Chld <18 Yrs

Type	Numeric (Double)
------	------------------

CST90504	Proportion White Householder Family Households with Own Children Under 18 Years
OutputVariableName	output_CST90504

TST90504 - Prop White Fam HHs W/Chld <18 Yrs

Type	Numeric (Double)
TST90504	Proportion White Householder Family Households with Own Children Under 18 Years
OutputVariableName	output_TST90504

BST90504 - Prop White Fam HHs W/Chld <18 Yrs

Type	Numeric (Double)
BST90504	Proportion White Householder Family Households with Own Children Under 18 Years
OutputVariableName	output_BST90504

CST90505 - Prop Black Fam HHs W/Chld <18 Yrs

Type	Numeric (Double)
CST90505	Proportion Black Householder Family Households with Own Children Under 18 Years
OutputVariableName	output_CST90505

TST90505 - Prop Black Fam HHs W/Chld <18 Yrs

Type	Numeric (Double)
TST90505	Proportion Black Householder Family Households with Own Children Under 18 Years
OutputVariableName	output_TST90505

BST90505 - Prop Black Fam HHs W/Chld <18 Yrs

Type	Numeric (Double)
BST90505	Proportion Black Householder Family Households with Own Children Under 18 Years
OutputVariableName	output_BST90505

CST90506 - Prop Asian/Pac Isl Fam HHs W/Chld <18

Type	Numeric (Double)
------	------------------

CST90506	Proportion Asian or Pacific Islander Householder Family Households with Own Children Under 18 Years
OutputVariableName	output_CST90506

TST90506 - Prop Asian/Pac Isl Fam HHs W/Chld <18

Type	Numeric (Double)
TST90506	Proportion Asian or Pacific Islander Householder Family Households with Own Children Under 18 Years
OutputVariableName	output_TST90506

BST90506 - Prop Asian/Pac Isl Fam HHs W/Chld <18

Type	Numeric (Double)
BST90506	Proportion Asian or Pacific Islander Householder Family Households with Own Children Under 18 Years
OutputVariableName	output_BST90506

CST90507 - Prop Other Fam HHs W/Chld <18 Yrs

Type	Numeric (Double)
CST90507	Proportion Other Householder Family Households with Own Children Under 18 Years
OutputVariableName	output_CST90507

TST90507 - Prop Other Fam HHs W/Chld <18 Yrs

Type	Numeric (Double)
TST90507	Proportion Other Householder Family Households with Own Children Under 18 Years
OutputVariableName	output_TST90507

BST90507 - Prop Other Fam HHs W/Chld <18 Yrs

Type	Numeric (Double)
BST90507	Proportion Other Householder Family Households with Own Children Under 18 Years
OutputVariableName	output_BST90507

CST90508 - Prop Hispanic Fam HHs W/Chld <18 Yrs

Type	Numeric (Double)
------	------------------

CST90508	Proportion Hispanic Householder Family Households with Own Children Under 18 Years
OutputVariableName	output_CST90508

TST90508 - Prop Hispanic Fam HHs W/Chld <18 Yrs

Type	Numeric (Double)
TST90508	Proportion Hispanic Householder Family Households with Own Children Under 18 Years
OutputVariableName	output_TST90508

BST90508 - Prop Hispanic Fam HHs W/Chld <18 Yrs

Type	Numeric (Double)
BST90508	Proportion Hispanic Householder Family Households with Own Children Under 18 Years
OutputVariableName	output_BST90508

CST90509 - # Chld <18 Yrs per Fam HH W/Chld <18

Type	Numeric (Double)
CST90509	Number of Own Children Under 18 Years per Family Household with Own Children Under 18 Years
OutputVariableName	output_CST90509

TST90509 - # Chld <18 Yrs per Fam HH W/Chld <18

Type	Numeric (Double)
TST90509	Number of Own Children Under 18 Years per Family Household with Own Children Under 18 Years
OutputVariableName	output_TST90509

BST90509 - # Chld <18 Yrs per Fam HH W/Chld <18

Type	Numeric (Double)
BST90509	Number of Own Children Under 18 Years per Family Household with Own Children Under 18 Years
OutputVariableName	output_BST90509

CST90510 - Prop Fam HHs W/Ch<18 - Fem HH, no H

Type	Numeric (Double)
------	------------------

CST90510	Proportion Family Households with Own Children Under 18 Years that are Female Householder, No Husband Present, Households
OutputVariableName	output_CST90510

TST90510 - Prop Fam HHs W/Ch<18 - Fem HH, no H

Type	Numeric (Double)
TST90510	Proportion Family Households with Own Children Under 18 Years that are Female Householder, No Husband Present, Households
OutputVariableName	output_TST90510

BST90510 - Prop Fam HHs W/Ch<18 - Fem HH, no H

Type	Numeric (Double)
BST90510	Proportion Family Households with Own Children Under 18 Years that are Female Householder, No Husband Present, Households
OutputVariableName	output_BST90510

CST90511 - Prop Wh Fam HHs W/Ch<18 - Fem HH, no H

Type	Numeric (Double)
CST90511	Proportion White Householder Family Households with Own Children Under 18 Years that are Female Householder, No Husband Present, Households
OutputVariableName	output_CST90511

TST90511 - Prop Wh Fam HHs W/Ch<18 - Fem HH, no H

Type	Numeric (Double)
TST90511	Proportion White Householder Family Households with Own Children Under 18 Years that are Female Householder, No Husband Present, Households
OutputVariableName	output_TST90511

BST90511 - Prop Wh Fam HHs W/Ch<18 - Fem HH, no H

Type	Numeric (Double)
BST90511	Proportion White Householder Family Households with Own Children Under 18 Years that are Female Householder, No Husband Present, Households
OutputVariableName	output_BST90511

CST90512 - Prop Bl Fam HHs W/Ch<18 - Fem HH, no H

Type	Numeric (Double)
------	------------------

CST90512	Proportion Black Householder Family Households with Own Children Under 18 Years that are Female Householder, No Husband Present, Households
OutputVariableName	output_CST90512

TST90512 - Prop Bl Fam HHs W/Ch<18 - Fem HH, no H

Type	Numeric (Double)
TST90512	Proportion Black Householder Family Households with Own Children Under 18 Years that are Female Householder, No Husband Present, Households
OutputVariableName	output_TST90512

BST90512 - Prop Bl Fam HHs W/Ch<18 - Fem HH, no H

Type	Numeric (Double)
BST90512	Proportion Black Householder Family Households with Own Children Under 18 Years that are Female Householder, No Husband Present, Households
OutputVariableName	output_BST90512

CST90513 - Prop A/PI Fam HHs W/Ch<18 - Fem HH, no H

Type	Numeric (Double)
CST90513	Proportion Asian or Pacific Islander Householder Family Households with Own Children Under 18 Years that are Female Householder, No Husband Present, Households
OutputVariableName	output_CST90513

TST90513 - Prop A/PI Fam HHs W/Ch<18 - Fem HH, no H

Type	Numeric (Double)
TST90513	Proportion Asian or Pacific Islander Householder Family Households with Own Children Under 18 Years that are Female Householder, No Husband Present, Households
OutputVariableName	output_TST90513

BST90513 - Prop A/PI Fam HHs W/Ch<18 - Fem HH, no H

Type	Numeric (Double)
BST90513	Proportion Asian or Pacific Islander Householder Family Households with Own Children Under 18 Years that are Female Householder, No Husband Present, Households
OutputVariableName	output_BST90513

 CST90514 - Prop Oth Fam HHs W/Ch<18 - Fem HH, no H

Type	Numeric (Double)
CST90514	Proportion Other Householder Family Households with Own Children Under 18 Years that are Female Householder, No Husband Present, Households
OutputVariableName	output_CST90514

 TST90514 - Prop Oth Fam HHs W/Ch<18 - Fem HH, no H

Type	Numeric (Double)
TST90514	Proportion Other Householder Family Households with Own Children Under 18 Years that are Female Householder, No Husband Present, Households
OutputVariableName	output_TST90514

 BST90514 - Prop Oth Fam HHs W/Ch<18 - Fem HH, no H

Type	Numeric (Double)
BST90514	Proportion Other Householder Family Households with Own Children Under 18 Years that are Female Householder, No Husband Present, Households
OutputVariableName	output_BST90514

 CST90515 - Prop H Fam HHs W/Ch<18 - Fem HH, no H

Type	Numeric (Double)
CST90515	Proportion Hispanic Householder Family Households with Own Children Under 18 Years that are Female Householder, No Husband Present, Households
OutputVariableName	output_CST90515

 TST90515 - Prop H Fam HHs W/Ch<18 - Fem HH, no H

Type	Numeric (Double)
TST90515	Proportion Hispanic Householder Family Households with Own Children Under 18 Years that are Female Householder, No Husband Present, Households
OutputVariableName	output_TST90515

 BST90515 - Prop H Fam HHs W/Ch<18 - Fem HH, no H

Type	Numeric (Double)
------	------------------

BST90515	Proportion Hispanic Householder Family Households with Own Children Under 18 Years that are Female Householder, No Husband Present, Households
OutputVariableName	output_BST90515

CST90516 - Prop Fam HHs W/Ch<18 - Oth HH, no Sp

Type	Numeric (Double)
CST90516	Proportion Family Households with Own Children Under 18 Years that are "Other Family" (Male or Female Householder, No Spouse Present) Households
OutputVariableName	output_CST90516

TST90516 - Prop Fam HHs W/Ch<18 - Oth HH, no Sp

Type	Numeric (Double)
TST90516	Proportion Family Households with Own Children Under 18 Years that are "Other Family" (Male or Female Householder, No Spouse Present) Households
OutputVariableName	output_TST90516

BST90516 - Prop Fam HHs W/Ch<18 - Oth HH, no Sp

Type	Numeric (Double)
BST90516	Proportion Family Households with Own Children Under 18 Years that are "Other Family" (Male or Female Householder, No Spouse Present) Households
OutputVariableName	output_BST90516

CST90517 - Prop Wh Fam HHs W/Ch<18 - Oth HH, no Sp

Type	Numeric (Double)
CST90517	Proportion White Householder Family Households with Own Children Under 18 Years that are "Other Family" (Male or Female Householder, No Spouse Present) Households
OutputVariableName	output_CST90517

TST90517 - Prop Wh Fam HHs W/Ch<18 - Oth HH, no Sp

Type	Numeric (Double)
------	------------------

TST90517	Proportion White Householder Family Households with Own Children Under 18 Years that are "Other Family" (Male or Female Householder, No Spouse Present) Households
OutputVariableName	output_TST90517

BST90517 - Prop Wh Fam HHs W/Ch<18 - Oth HH, no Sp

Type	Numeric (Double)
BST90517	Proportion White Householder Family Households with Own Children Under 18 Years that are "Other Family" (Male or Female Householder, No Spouse Present) Households
OutputVariableName	output_BST90517

CST90518 - Prop Bl Fam HHs W/Ch<18 - Oth HH, no Sp

Type	Numeric (Double)
CST90518	Proportion Black Householder Family Households with Own Children Under 18 Years that are "Other Family" (Male or Female Householder, No Spouse Present) Households
OutputVariableName	output_CST90518

TST90518 - Prop Bl Fam HHs W/Ch<18 - Oth HH, no Sp

Type	Numeric (Double)
TST90518	Proportion Black Householder Family Households with Own Children Under 18 Years that are "Other Family" (Male or Female Householder, No Spouse Present) Households
OutputVariableName	output_TST90518

BST90518 - Prop Bl Fam HHs W/Ch<18 - Oth HH, no Sp

Type	Numeric (Double)
BST90518	Proportion Black Householder Family Households with Own Children Under 18 Years that are "Other Family" (Male or Female Householder, No Spouse Present) Households
OutputVariableName	output_BST90518

CST90519 - Prop A/PI Fam HHs W/Ch<18 - Oth HH, no S

Type	Numeric (Double)
------	------------------

CST90519	Proportion Asian or Pacific Islander Householder Family Households with Own Children Under 18 Years that are "Other Family" (Male or Female Householder, No Spouse Present) Households
OutputVariableName	output_CST90519

TST90519 - Prop A/PI Fam HHs W/Ch<18 - Oth HH, no S

Type	Numeric (Double)
TST90519	Proportion Asian or Pacific Islander Householder Family Households with Own Children Under 18 Years that are "Other Family" (Male or Female Householder, No Spouse Present) Households
OutputVariableName	output_TST90519

BST90519 - Prop A/PI Fam HHs W/Ch<18 - Oth HH, no S

Type	Numeric (Double)
BST90519	Proportion Asian or Pacific Islander Householder Family Households with Own Children Under 18 Years that are "Other Family" (Male or Female Householder, No Spouse Present) Households
OutputVariableName	output_BST90519

CST90520 - Prop Oth Fam HHs W/Ch<18 - Oth HH, no Sp

Type	Numeric (Double)
CST90520	Proportion Other Householder Family Households with Own Children Under 18 Years that are "Other Family" (Male or Female Householder, No Spouse Present) Households
OutputVariableName	output_CST90520

TST90520 - Prop Oth Fam HHs W/Ch<18 - Oth HH, no Sp

Type	Numeric (Double)
TST90520	Proportion Other Householder Family Households with Own Children Under 18 Years that are "Other Family" (Male or Female Householder, No Spouse Present) Households
OutputVariableName	output_TST90520

BST90520 - Prop Oth Fam HHs W/Ch<18 - Oth HH, no Sp

Type	Numeric (Double)
------	------------------

BST90520	Proportion Other Householder Family Households with Own Children Under 18 Years that are "Other Family" (Male or Female Householder, No Spouse Present) Households
OutputVariableName	output_BST90520

Type	Numeric (Double)
CST90521	Proportion Hispanic Householder Family Households with Own Children Under 18 Years that are "Other Family" (Male or Female Householder, No Spouse Present) Households
OutputVariableName	output_CST90521

Type	Numeric (Double)
TST90521	Proportion Hispanic Householder Family Households with Own Children Under 18 Years that are "Other Family" (Male or Female Householder, No Spouse Present) Households
OutputVariableName	output_TST90521

Type	Numeric (Double)
BST90521	Proportion Hispanic Householder Family Households with Own Children Under 18 Years that are "Other Family" (Male or Female Householder, No Spouse Present) Households
OutputVariableName	output_BST90521

Type	Numeric (Double)
CST90522	Proportion Married-Couple Family Households with Own Children Under 18 Years
OutputVariableName	output_CST90522

Type	Numeric (Double)
TST90522	Proportion Married-Couple Family Households with Own Children Under 18 Years
OutputVariableName	output_TST90522

 BST90522 - Prop Marr-Cpl Fam HHs W/Chld <18 Yrs


Type	Numeric (Double)
BST90522	Proportion Married-Couple Family Households with Own Children Under 18 Years
OutputVariableName	output_BST90522

 CST90523 - Prop Wh Marr-Cpl Fam HHs W/Chld <18 Yrs

Type	Numeric (Double)
CST90523	Proportion White Householder Married-Couple Family Households with Own Children Under 18 Years
OutputVariableName	output_CST90523

 TST90523 - Prop Wh Marr-Cpl Fam HHs W/Chld <18 Yrs

Type	Numeric (Double)
TST90523	Proportion White Householder Married-Couple Family Households with Own Children Under 18 Years
OutputVariableName	output_TST90523

 BST90523 - Prop Wh Marr-Cpl Fam HHs W/Chld <18 Yrs

Type	Numeric (Double)
BST90523	Proportion White Householder Married-Couple Family Households with Own Children Under 18 Years
OutputVariableName	output_BST90523

 CST90524 - Prop Bl Marr-Cpl Fam HHs W/Chld <18 Yrs


Type	Numeric (Double)
CST90524	Proportion Black Householder Married-Couple Family Households with Own Children Under 18 Years
OutputVariableName	output_CST90524

 TST90524 - Prop Bl Marr-Cpl Fam HHs W/Chld <18 Yrs

Type	Numeric (Double)
TST90524	Proportion Black Householder Married-Couple Family Households with Own Children Under 18 Years
OutputVariableName	output_TST90524

 BST90524 - Prop Bl Marr-Cpl Fam HHs W/Chld <18 Yrs


Type	Numeric (Double)
BST90524	Proportion Black Householder Married-Couple Family Households with Own Children Under 18 Years
OutputVariableName	output_BST90524

 CST90525 - Prop A/PI Marr-Cpl Fam HHs W/Chld <18 Y

Type	Numeric (Double)
CST90525	Proportion Asian or Pacific Islander Householder Married-Couple Family Households with Own Children Under 18 Years
OutputVariableName	output_CST90525

 TST90525 - Prop A/PI Marr-Cpl Fam HHs W/Chld <18 Y

Type	Numeric (Double)
TST90525	Proportion Asian or Pacific Islander Householder Married-Couple Family Households with Own Children Under 18 Years
OutputVariableName	output_TST90525

 BST90525 - Prop A/PI Marr-Cpl Fam HHs W/Chld <18 Y

Type	Numeric (Double)
BST90525	Proportion Asian or Pacific Islander Householder Married-Couple Family Households with Own Children Under 18 Years
OutputVariableName	output_BST90525

 CST90526 - Prop Oth Marr-Cpl Fam HHs W/Chld <18 Yrs

Type	Numeric (Double)
CST90526	Proportion Other Householder Married-Couple Family Households with Own Children Under 18 Years
OutputVariableName	output_CST90526

 TST90526 - Prop Oth Marr-Cpl Fam HHs W/Chld <18 Yrs


Type	Numeric (Double)
TST90526	Proportion Other Householder Married-Couple Family Households with Own Children Under 18 Years
OutputVariableName	output_TST90526

 BST90526 - Prop Oth Marr-Cpl Fam HHs W/Chld <18 Yrs

Type	Numeric (Double)
BST90526	Proportion Other Householder Married-Couple Family Households with Own Children Under 18 Years
OutputVariableName	output_BST90526

 CST90527 - Prop H Marr-Cpl Fam HHs W/Chld <18 Yrs

Type	Numeric (Double)
CST90527	Proportion Hispanic Householder Married-Couple Family Households with Own Children Under 18 Years
OutputVariableName	output_CST90527

 TST90527 - Prop H Marr-Cpl Fam HHs W/Chld <18 Yrs

Type	Numeric (Double)
TST90527	Proportion Hispanic Householder Married-Couple Family Households with Own Children Under 18 Years
OutputVariableName	output_TST90527

 BST90527 - Prop H Marr-Cpl Fam HHs W/Chld <18 Yrs

Type	Numeric (Double)
BST90527	Proportion Hispanic Householder Married-Couple Family Households with Own Children Under 18 Years
OutputVariableName	output_BST90527

 CST90528 - # Chld <18 per Marr-Cpl Fam HH W/Chld

Type	Numeric (Double)
CST90528	Number of Own Children Under 18 Years per Married-Couple Family Household with Own Children Under 18 Years
OutputVariableName	output_CST90528

 TST90528 - # Chld <18 per Marr-Cpl Fam HH W/Chld

Type	Numeric (Double)
TST90528	Number of Own Children Under 18 Years per Married-Couple Family Household with Own Children Under 18 Years
OutputVariableName	output_TST90528

 BST90528 - # Chld <18 per Marr-Cpl Fam HH W/Chld

Type	Numeric (Double)
BST90528	Number of Own Children Under 18 Years per Married-Couple Family Household with Own Children Under 18 Years
OutputVariableName	output_BST90528

 CST90529 - Prop Fem HH no Husb Pres, W/Chld <18

Type	Numeric (Double)
CST90529	Proportion Female Householder, No Husband Present, Households with Own Children Under 18 Years
OutputVariableName	output_CST90529

 TST90529 - Prop Fem HH no Husb Pres, W/Chld <18

Type	Numeric (Double)
TST90529	Proportion Female Householder, No Husband Present, Households with Own Children Under 18 Years
OutputVariableName	output_TST90529

 BST90529 - Prop Fem HH no Husb Pres, W/Chld <18

Type	Numeric (Double)
BST90529	Proportion Female Householder, No Husband Present, Households with Own Children Under 18 Years
OutputVariableName	output_BST90529

 CST90530 - Prop Wh Fem HH no Husb P, W/Chld <18

Type	Numeric (Double)
CST90530	Proportion White Female Householder, No Husband Present, Households with Own Children Under 18 Years
OutputVariableName	output_CST90530

 TST90530 - Prop Wh Fem HH no Husb P, W/Chld <18

Type	Numeric (Double)
TST90530	Proportion White Female Householder, No Husband Present, Households with Own Children Under 18 Years
OutputVariableName	output_TST90530

 BST90530 - Prop Wh Fem HH no Husb P, W/Chld <18

Type	Numeric (Double)
BST90530	Proportion White Female Householder, No Husband Present, Households with Own Children Under 18 Years
OutputVariableName	output_BST90530

 CST90531 - Prop Bl Fem HH no Husb P, W/Chld <18

Type	Numeric (Double)
CST90531	Proportion Black Female Householder, No Husband Present, Households with Own Children Under 18 Years
OutputVariableName	output_CST90531

 TST90531 - Prop Bl Fem HH no Husb P, W/Chld <18

Type	Numeric (Double)
TST90531	Proportion Black Female Householder, No Husband Present, Households with Own Children Under 18 Years
OutputVariableName	output_TST90531

 BST90531 - Prop Bl Fem HH no Husb P, W/Chld <18

Type	Numeric (Double)
BST90531	Proportion Black Female Householder, No Husband Present, Households with Own Children Under 18 Years
OutputVariableName	output_BST90531

 CST90532 - Prop A/PI Fem HH no Husb P, W/Chld <18

Type	Numeric (Double)
CST90532	Proportion Asian or Pacific Islander Female Householder, No Husband Present, Households with Own Children Under 18 Years
OutputVariableName	output_CST90532

 TST90532 - Prop A/PI Fem HH no Husb P, W/Chld <18

Type	Numeric (Double)
TST90532	Proportion Asian or Pacific Islander Female Householder, No Husband Present, Households with Own Children Under 18 Years
OutputVariableName	output_TST90532

 BST90532 - Prop A/PI Fem HH no Hub P, W/Chld <18

Type	Numeric (Double)
BST90532	Proportion Asian or Pacific Islander Female Householder, No Husband Present, Households with Own Children Under 18 Years
OutputVariableName	output_BST90532

 CST90533 - Prop Oth Fem HH no Hub P, W/Chld <18

Type	Numeric (Double)
CST90533	Proportion Other Female Householder, No Husband Present, Households with Own Children Under 18 Years
OutputVariableName	output_CST90533

 TST90533 - Prop Oth Fem HH no Hub P, W/Chld <18

Type	Numeric (Double)
TST90533	Proportion Other Female Householder, No Husband Present, Households with Own Children Under 18 Years
OutputVariableName	output_TST90533

 BST90533 - Prop Oth Fem HH no Hub P, W/Chld <18

Type	Numeric (Double)
BST90533	Proportion Other Female Householder, No Husband Present, Households with Own Children Under 18 Years
OutputVariableName	output_BST90533

 CST90534 - Prop H Fem HH no Hub P, W/Chld <18

Type	Numeric (Double)
CST90534	Proportion Hispanic Female Householder, No Husband Present, Households with Own Children Under 18 Years
OutputVariableName	output_CST90534

 TST90534 - Prop H Fem HH no Hub P, W/Chld <18

Type	Numeric (Double)
TST90534	Proportion Hispanic Female Householder, No Husband Present, Households with Own Children Under 18 Years
OutputVariableName	output_TST90534

 BST90534 - Prop H Fem HH no Husb P, W/Chld <18

Type	Numeric (Double)
BST90534	Proportion Hispanic Female Householder, No Husband Present, Households with Own Children Under 18 Years
OutputVariableName	output_BST90534

 CST90535 - # Chld <18 per Fem HH W/ Chld, no Husb P

Type	Numeric (Double)
CST90535	Number of Own Children Under 18 Years per Female Householder, No Husband Present, Household with Own Children Under 18 Years
OutputVariableName	output_CST90535

 TST90535 - # Chld <18 per Fem HH W/ Chld, no Husb P

Type	Numeric (Double)
TST90535	Number of Own Children Under 18 Years per Female Householder, No Husband Present, Household with Own Children Under 18 Years
OutputVariableName	output_TST90535

 BST90535 - # Chld <18 per Fem HH W/ Chld, no Husb P

Type	Numeric (Double)
BST90535	Number of Own Children Under 18 Years per Female Householder, No Husband Present, Household with Own Children Under 18 Years
OutputVariableName	output_BST90535

 CST90536 - Prop Other HH no Sp Pres, W/Chld <18

Type	Numeric (Double)
CST90536	Proportion "Other Family" (Male or Female Householder, No Spouse Present), Households with Own Children Under 18 Years
OutputVariableName	output_CST90536

 TST90536 - Prop Other HH no Sp Pres, W/Chld <18

Type	Numeric (Double)
TST90536	Proportion "Other Family" (Male or Female Householder, No Spouse Present), Households with Own Children Under 18 Years
OutputVariableName	output_TST90536

 BST90536 - Prop Other HH no Sp Pres, W/Chld <18

Type	Numeric (Double)
BST90536	Proportion "Other Family" (Male or Female Householder, No Spouse Present), Households with Own Children Under 18 Years
OutputVariableName	output_BST90536

 CST90537 - Prop Wh Oth HH no Sp Pres, W/Chld <18

Type	Numeric (Double)
CST90537	Proportion White "Other Family" (Male or Female Householder, No Spouse Present), Households with Own Children Under 18 Years
OutputVariableName	output_CST90537

 TST90537 - Prop Wh Oth HH no Sp Pres, W/Chld <18

Type	Numeric (Double)
TST90537	Proportion White "Other Family" (Male or Female Householder, No Spouse Present), Households with Own Children Under 18 Years
OutputVariableName	output_TST90537

 BST90537 - Prop Wh Oth HH no Sp Pres, W/Chld <18

Type	Numeric (Double)
BST90537	Proportion White "Other Family" (Male or Female Householder, No Spouse Present), Households with Own Children Under 18 Years
OutputVariableName	output_BST90537

 CST90538 - Prop Bl Oth HH no Sp Pres, W/Chld <18


Type	Numeric (Double)
CST90538	Proportion Black "Other Family" (Male or Female Householder, No Spouse Present), Households with Own Children Under 18 Years
OutputVariableName	output_CST90538

 TST90538 - Prop Bl Oth HH no Sp Pres, W/Chld <18

Type	Numeric (Double)
TST90538	Proportion Black "Other Family" (Male or Female Householder, No Spouse Present), Households with Own Children Under 18 Years
OutputVariableName	output_TST90538

 BST90538 - Prop Bl Oth HH no Sp Pres, W/Chld <18

Type	Numeric (Double)
BST90538	Proportion Black "Other Family" (Male or Female Householder, No Spouse Present), Households with Own Children Under 18 Years
OutputVariableName	output_BST90538

 CST90539 - Prop A/PI Oth HH no Sp Pres, W/Chld <18

Type	Numeric (Double)
CST90539	Proportion Asian or Pacific Islander "Other Family" (Male or Female Householder, No Spouse Present), Households with Own Children Under 18 Years
OutputVariableName	output_CST90539

 TST90539 - Prop A/PI Oth HH no Sp Pres, W/Chld <18

Type	Numeric (Double)
TST90539	Proportion Asian or Pacific Islander "Other Family" (Male or Female Householder, No Spouse Present), Households with Own Children Under 18 Years
OutputVariableName	output_TST90539

 BST90539 - Prop A/PI Oth HH no Sp Pres, W/Chld <18

Type	Numeric (Double)
BST90539	Proportion Asian or Pacific Islander "Other Family" (Male or Female Householder, No Spouse Present), Households with Own Children Under 18 Years
OutputVariableName	output_BST90539

 CST90540 - Prop Oth Oth HH no Sp Pres, W/Chld <18

Type	Numeric (Double)
CST90540	Proportion Other "Other Family" (Male or Female Householder, No Spouse Present), Households with Own Children Under 18 Years
OutputVariableName	output_CST90540

 TST90540 - Prop Oth Oth HH no Sp Pres, W/Chld <18

Type	Numeric (Double)
------	------------------

TST90540	Proportion Other "Other Family" (Male or Female Householder, No Spouse Present), Households with Own Children Under 18 Years
OutputVariableName	output_TST90540

BST90540 - Prop Oth Oth HH no Sp Pres, W/Chld <18

Type	Numeric (Double)
BST90540	Proportion Other "Other Family" (Male or Female Householder, No Spouse Present), Households with Own Children Under 18 Years
OutputVariableName	output_BST90540

CST90541 - Prop H Oth HH no Sp Pres, W/Chld <18

Type	Numeric (Double)
CST90541	Proportion Hispanic "Other Family" (Male or Female Householder, No Spouse Present), Households with Own Children Under 18 Years
OutputVariableName	output_CST90541

TST90541 - Prop H Oth HH no Sp Pres, W/Chld <18

Type	Numeric (Double)
TST90541	Proportion Hispanic "Other Family" (Male or Female Householder, No Spouse Present), Households with Own Children Under 18 Years
OutputVariableName	output_TST90541

BST90541 - Prop H Oth HH no Sp Pres, W/Chld <18

Type	Numeric (Double)
BST90541	Proportion Hispanic "Other Family" (Male or Female Householder, No Spouse Present), Households with Own Children Under 18 Years
OutputVariableName	output_BST90541

CST90542 - # Chld <18 per Oth HH W/ Chld, no Sp P

Type	Numeric (Double)
CST90542	Number of Own Children Under 18 Years per "Other Family" (Male or Female Householder, No Spouse Present) Household with Own Children Under 18 Years
OutputVariableName	output_CST90542

TST90542 - # Chld <18 per Oth HH W/ Chld, no Sp P

Type	Numeric (Double)
TST90542	Number of Own Children Under 18 Years per "Other Family" (Male or Female Householder, No Spouse Present) Household with Own Children Under 18 Years
OutputVariableName	output_TST90542

BST90542 - # Chld <18 per Oth HH W/ Chld, no Sp P

Type	Numeric (Double)
BST90542	Number of Own Children Under 18 Years per "Other Family" (Male or Female Householder, No Spouse Present) Household with Own Children Under 18 Years
OutputVariableName	output_BST90542

CST90543 - Prop <18 In Fams Not Liv W/Both Pars

Type	Numeric (Double)
CST90543	Proportion of Own Children Under 18 Years in Families and Subfamilies Who are Not Living with Both Parents
OutputVariableName	output_CST90543

TST90543 - Prop <18 In Fams Not Liv W/Both Pars

Type	Numeric (Double)
TST90543	Proportion of Own Children Under 18 Years in Families and Subfamilies Who are Not Living with Both Parents
OutputVariableName	output_TST90543

BST90543 - Prop <18 In Fams Not Liv W/Both Pars

Type	Numeric (Double)
BST90543	Proportion of Own Children Under 18 Years in Families and Subfamilies Who are Not Living with Both Parents
OutputVariableName	output_BST90543

CST90544 - Median Household Income

Type	Numeric (Double)
CST90544	Median Household Income
OutputVariableName	output_CST90544

 TST90544 - Median Household Income

Type	Numeric (Double)
TST90544	Median Household Income
OutputVariableName	output_TST90544

 BST90544 - Median Household Income

Type	Numeric (Double)
BST90544	Median Household Income
OutputVariableName	output_BST90544

 CST90545 - Median Household Income for Whites

Type	Numeric (Double)
CST90545	Median Household Income for Whites
OutputVariableName	output_CST90545

 TST90545 - Median Household Income for Whites

Type	Numeric (Double)
TST90545	Median Household Income for Whites
OutputVariableName	output_TST90545

 BST90545 - Median Household Income for Whites

Type	Numeric (Double)
BST90545	Median Household Income for Whites
OutputVariableName	output_BST90545

 CST90546 - Median Household Income for Blacks

Type	Numeric (Double)
CST90546	Median Household Income for Blacks
OutputVariableName	output_CST90546

 TST90546 - Median Household Income for Blacks

Type	Numeric (Double)
TST90546	Median Household Income for Blacks
OutputVariableName	output_TST90546

 BST90546 - Median Household Income for Blacks

Type	Numeric (Double)
BST90546	Median Household Income for Blacks
OutputVariableName	output_BST90546

 CST90547 - Median Household Income for Asian/PacIsl

Type	Numeric (Double)
CST90547	Median Household Income for Asians or Pacific Islanders
OutputVariableName	output_CST90547

 TST90547 - Median Household Income for Asian/PacIsl

Type	Numeric (Double)
TST90547	Median Household Income for Asians or Pacific Islanders
OutputVariableName	output_TST90547

 BST90547 - Median Household Income for Asian/PacIsl

Type	Numeric (Double)
BST90547	Median Household Income for Asians or Pacific Islanders
OutputVariableName	output_BST90547

 CST90548 - Median Household Income for Others

Type	Numeric (Double)
CST90548	Median Household Income for Others
OutputVariableName	output_CST90548

 TST90548 - Median Household Income for Others

Type	Numeric (Double)
TST90548	Median Household Income for Others
OutputVariableName	output_TST90548

 BST90548 - Median Household Income for Others

Type	Numeric (Double)
BST90548	Median Household Income for Others
OutputVariableName	output_BST90548



Type	Numeric (Double)
CST90549	Median Household Income for Hispanics
OutputVariableName	output_CST90549



Type	Numeric (Double)
TST90549	Median Household Income for Hispanics
OutputVariableName	output_TST90549



Type	Numeric (Double)
BST90549	Median Household Income for Hispanics
OutputVariableName	output_BST90549



Type	Numeric (Double)
CST90550	Standard Deviation in Household Income Distribution
OutputVariableName	output_CST90550



Type	Numeric (Double)
TST90550	Standard Deviation in Household Income Distribution
OutputVariableName	output_TST90550



Type	Numeric (Double)
BST90550	Standard Deviation in Household Income Distribution
OutputVariableName	output_BST90550



Type	Numeric (Double)
CST90551	Standard Deviation in Household Income Distribution for Whites
OutputVariableName	output_CST90551

 TST90551 - Std Dev in HH Income for Whites

Type	Numeric (Double)
TST90551	Standard Deviation in Household Income Distribution for Whites
OutputVariableName	output_TST90551

 BST90551 - Std Dev in HH Income for Whites

Type	Numeric (Double)
BST90551	Standard Deviation in Household Income Distribution for Whites
OutputVariableName	output_BST90551

 CST90552 - Std Dev in HH Income for Blacks

Type	Numeric (Double)
CST90552	Standard Deviation in Household Income Distribution for Blacks
OutputVariableName	output_CST90552

 TST90552 - Std Dev in HH Income for Blacks

Type	Numeric (Double)
TST90552	Standard Deviation in Household Income Distribution for Blacks
OutputVariableName	output_TST90552

 BST90552 - Std Dev in HH Income for Blacks

Type	Numeric (Double)
BST90552	Standard Deviation in Household Income Distribution for Blacks
OutputVariableName	output_BST90552

 CST90553 - Std Dev in HH Income for Asian/PacIsl

Type	Numeric (Double)
CST90553	Standard Deviation in Household Income Distribution for Asians or Pacific Islanders
OutputVariableName	output_CST90553

 TST90553 - Std Dev in HH Income for Asian/PacIsl

Type	Numeric (Double)
------	------------------

TST90553	Standard Deviation in Household Income Distribution for Asians or Pacific Islanders
OutputVariableName	output_TST90553

BST90553 - Std Dev in HH Income for Asian/PacIsl

Type	Numeric (Double)
BST90553	Standard Deviation in Household Income Distribution for Asians or Pacific Islanders
OutputVariableName	output_BST90553

CST90554 - Std Dev in HH Income for Others

Type	Numeric (Double)
CST90554	Standard Deviation in Household Income Distribution for Others
OutputVariableName	output_CST90554

TST90554 - Std Dev in HH Income for Others

Type	Numeric (Double)
TST90554	Standard Deviation in Household Income Distribution for Others
OutputVariableName	output_TST90554

BST90554 - Std Dev in HH Income for Others

Type	Numeric (Double)
BST90554	Standard Deviation in Household Income Distribution for Others
OutputVariableName	output_BST90554

CST90555 - Std Dev in HH Income for Hispanics

Type	Numeric (Double)
CST90555	Standard Deviation in Household Income Distribution for Hispanics
OutputVariableName	output_CST90555

TST90555 - Std Dev in HH Income for Hispanics

Type	Numeric (Double)
TST90555	Standard Deviation in Household Income Distribution for Hispanics
OutputVariableName	output_TST90555

 BST90555 - Std Dev in HH Income for Hispanics

Type	Numeric (Double)
BST90555	Standard Deviation in Household Income Distribution for Hispanics
OutputVariableName	output_BST90555

 CST90556 - Prop HHs W/ Income < \$15,000

Type	Numeric (Double)
CST90556	Proportion Households with Income Less than \$15,000
OutputVariableName	output_CST90556

 TST90556 - Prop HHs W/ Income < \$15,000

Type	Numeric (Double)
TST90556	Proportion Households with Income Less than \$15,000
OutputVariableName	output_TST90556

 BST90556 - Prop HHs W/ Income < \$15,000

Type	Numeric (Double)
BST90556	Proportion Households with Income Less than \$15,000
OutputVariableName	output_BST90556

 CST90557 - Prop White HHs W/ Income < \$15,000

Type	Numeric (Double)
CST90557	Proportion White Householder Households with Income Less than \$15,000
OutputVariableName	output_CST90557

 TST90557 - Prop White HHs W/ Income < \$15,000

Type	Numeric (Double)
TST90557	Proportion White Householder Households with Income Less than \$15,000
OutputVariableName	output_TST90557

 BST90557 - Prop White HHs W/ Income < \$15,000

Type	Numeric (Double)
BST90557	Proportion White Householder Households with Income Less than \$15,000
OutputVariableName	output_BST90557



Type	Numeric (Double)
CST90558	Proportion Black Householder Households with Income Less than \$15,000
OutputVariableName	output_CST90558



Type	Numeric (Double)
TST90558	Proportion Black Householder Households with Income Less than \$15,000
OutputVariableName	output_TST90558



Type	Numeric (Double)
BST90558	Proportion Black Householder Households with Income Less than \$15,000
OutputVariableName	output_BST90558



Type	Numeric (Double)
CST90559	Proportion Asian or Pacific Islander Householder Households with Income Less than \$15,000
OutputVariableName	output_CST90559



Type	Numeric (Double)
TST90559	Proportion Asian or Pacific Islander Householder Households with Income Less than \$15,000
OutputVariableName	output_TST90559



Type	Numeric (Double)
BST90559	Proportion Asian or Pacific Islander Householder Households with Income Less than \$15,000
OutputVariableName	output_BST90559



Type	Numeric (Double)
CST90560	Proportion Other Householder Households with Income Less than \$15,000
OutputVariableName	output_CST90560

TST90560 - Prop Oth HHs W/ Income < \$15,000

Type	Numeric (Double)
TST90560	Proportion Other Householder Households with Income Less than \$15,000
OutputVariableName	output_TST90560

BST90560 - Prop Oth HHs W/ Income < \$15,000

Type	Numeric (Double)
BST90560	Proportion Other Householder Households with Income Less than \$15,000
OutputVariableName	output_BST90560

CST90561 - Prop Hispanic HHs W/ Income < \$15,000

Type	Numeric (Double)
CST90561	Proportion Hispanic Householder Households with Income Less than \$15,000
OutputVariableName	output_CST90561

TST90561 - Prop Hispanic HHs W/ Income < \$15,000

Type	Numeric (Double)
TST90561	Proportion Hispanic Householder Households with Income Less than \$15,000
OutputVariableName	output_TST90561

BST90561 - Prop Hispanic HHs W/ Income < \$15,000

Type	Numeric (Double)
BST90561	Proportion Hispanic Householder Households with Income Less than \$15,000
OutputVariableName	output_BST90561

CST90562 - Prop HHs W/ Income < \$25,000

Type	Numeric (Double)
CST90562	Proportion Households with Income Less than \$25,000
OutputVariableName	output_CST90562

TST90562 - Prop HHs W/ Income < \$25,000

Type	Numeric (Double)
TST90562	Proportion Households with Income Less than \$25,000
OutputVariableName	output_TST90562

BST90562 - Prop HHs W/ Income < \$25,000

Type	Numeric (Double)
BST90562	Proportion Households with Income Less than \$25,000
OutputVariableName	output_BST90562

CST90563 - Prop White HHs W/ Income < \$25,000

Type	Numeric (Double)
CST90563	Proportion White Householder Households with Income Less than \$25,000
OutputVariableName	output_CST90563

TST90563 - Prop White HHs W/ Income < \$25,000

Type	Numeric (Double)
TST90563	Proportion White Householder Households with Income Less than \$25,000
OutputVariableName	output_TST90563

BST90563 - Prop White HHs W/ Income < \$25,000

Type	Numeric (Double)
BST90563	Proportion White Householder Households with Income Less than \$25,000
OutputVariableName	output_BST90563

CST90564 - Prop Black HHs W/ Income < \$25,000

Type	Numeric (Double)
CST90564	Proportion Black Householder Households with Income Less than \$25,000
OutputVariableName	output_CST90564

TST90564 - Prop Black HHs W/ Income < \$25,000

Type	Numeric (Double)
TST90564	Proportion Black Householder Households with Income Less than \$25,000
OutputVariableName	output_TST90564

BST90564 - Prop Black HHs W/ Income < \$25,000

Type	Numeric (Double)
BST90564	Proportion Black Householder Households with Income Less than \$25,000
OutputVariableName	output_BST90564

CST90565 - Prop Asian/PI HHs W/ Income < \$25,000

Type	Numeric (Double)
CST90565	Proportion Asian or Pacific Islander Householder Households with Income Less than \$25,000
OutputVariableName	output_CST90565

TST90565 - Prop Asian/PI HHs W/ Income < \$25,000

Type	Numeric (Double)
TST90565	Proportion Asian or Pacific Islander Householder Households with Income Less than \$25,000
OutputVariableName	output_TST90565

BST90565 - Prop Asian/PI HHs W/ Income < \$25,000

Type	Numeric (Double)
BST90565	Proportion Asian or Pacific Islander Householder Households with Income Less than \$25,000
OutputVariableName	output_BST90565

CST90566 - Prop Other HHs W/ Income < \$25,000

Type	Numeric (Double)
CST90566	Proportion Other Householder Households with Income Less than \$25,000
OutputVariableName	output_CST90566

TST90566 - Prop Other HHs W/ Income < \$25,000

Type	Numeric (Double)
TST90566	Proportion Other Householder Households with Income Less than \$25,000
OutputVariableName	output_TST90566

BST90566 - Prop Other HHs W/ Income < \$25,000

Type	Numeric (Double)
BST90566	Proportion Other Householder Households with Income Less than \$25,000

OutputVariableName	output_BST90566
--------------------	-----------------

CST90567 - Prop Hispanic HHs W/ Income < \$25,000

Type	Numeric (Double)
CST90567	Proportion Hispanic Householder Households with Income Less than \$25,000
OutputVariableName	output_CST90567

TST90567 - Prop Hispanic HHs W/ Income < \$25,000

Type	Numeric (Double)
TST90567	Proportion Hispanic Householder Households with Income Less than \$25,000
OutputVariableName	output_TST90567

BST90567 - Prop Hispanic HHs W/ Income < \$25,000

Type	Numeric (Double)
BST90567	Proportion Hispanic Householder Households with Income Less than \$25,000
OutputVariableName	output_BST90567

CST90568 - Prop HHs W/ Income \$50,000+

Type	Numeric (Double)
CST90568	Proportion Households with Income \$50,000 or More
OutputVariableName	output_CST90568

TST90568 - Prop HHs W/ Income \$50,000+

Type	Numeric (Double)
TST90568	Proportion Households with Income \$50,000 or More
OutputVariableName	output_TST90568

BST90568 - Prop HHs W/ Income \$50,000+

Type	Numeric (Double)
BST90568	Proportion Households with Income \$50,000 or More
OutputVariableName	output_BST90568

CST90569 - Prop White HHs W/ Income \$50,000+

Type	Numeric (Double)
CST90569	Proportion White Householder Households with Income \$50,000 or More

OutputVariableName	output_CST90569
--------------------	-----------------

TST90569 - Prop White HHs W/ Income \$50,000+

Type	Numeric (Double)
TST90569	Proportion White Householder Households with Income \$50,000 or More
OutputVariableName	output_TST90569

BST90569 - Prop White HHs W/ Income \$50,000+

Type	Numeric (Double)
BST90569	Proportion White Householder Households with Income \$50,000 or More
OutputVariableName	output_BST90569

CST90570 - Prop Black HHs W/ Income \$50,000+

Type	Numeric (Double)
CST90570	Proportion Black Householder Households with Income \$50,000 or More
OutputVariableName	output_CST90570

TST90570 - Prop Black HHs W/ Income \$50,000+

Type	Numeric (Double)
TST90570	Proportion Black Householder Households with Income \$50,000 or More
OutputVariableName	output_TST90570

BST90570 - Prop Black HHs W/ Income \$50,000+

Type	Numeric (Double)
BST90570	Proportion Black Householder Households with Income \$50,000 or More
OutputVariableName	output_BST90570

CST90571 - Prop Asian/PI HHs W/ Income \$50,000+

Type	Numeric (Double)
CST90571	Proportion Asian or Pacific Islander Householder Households with Income \$50,000 or More
OutputVariableName	output_CST90571

TST90571 - Prop Asian/PI HHs W/ Income \$50,000+

Type	Numeric (Double)
------	------------------

TST90571	Proportion Asian or Pacific Islander Householder Households with Income \$50,000 or More
OutputVariableName	output_TST90571

BST90571 - Prop Asian/PI HHs W/ Income \$50,000+

Type	Numeric (Double)
BST90571	Proportion Asian or Pacific Islander Householder Households with Income \$50,000 or More
OutputVariableName	output_BST90571

CST90572 - Prop Other HHs W/ Income \$50,000+

Type	Numeric (Double)
CST90572	Proportion Other Householder Households with Income \$50,000 or More
OutputVariableName	output_CST90572

TST90572 - Prop Other HHs W/ Income \$50,000+

Type	Numeric (Double)
TST90572	Proportion Other Householder Households with Income \$50,000 or More
OutputVariableName	output_TST90572

BST90572 - Prop Other HHs W/ Income \$50,000+

Type	Numeric (Double)
BST90572	Proportion Other Householder Households with Income \$50,000 or More
OutputVariableName	output_BST90572

CST90573 - Prop Hispanic HHs W/ Income \$50,000+

Type	Numeric (Double)
CST90573	Proportion Hispanic Householder Households with Income \$50,000 or More
OutputVariableName	output_CST90573

TST90573 - Prop Hispanic HHs W/ Income \$50,000+

Type	Numeric (Double)
TST90573	Proportion Hispanic Householder Households with Income \$50,000 or More
OutputVariableName	output_TST90573

 BST90573 - Prop Hispanic HHs W/ Income \$50,000+

Type	Numeric (Double)
BST90573	Proportion Hispanic Householder Households with Income \$50,000 or More
OutputVariableName	output_BST90573

 CST90574 - Prop HHs W/ Income \$75,000+

Type	Numeric (Double)
CST90574	Proportion Households with Income \$75,000 or More
OutputVariableName	output_CST90574

 TST90574 - Prop HHs W/ Income \$75,000+

Type	Numeric (Double)
TST90574	Proportion Households with Income \$75,000 or More
OutputVariableName	output_TST90574

 BST90574 - Prop HHs W/ Income \$75,000+

Type	Numeric (Double)
BST90574	Proportion Households with Income \$75,000 or More
OutputVariableName	output_BST90574

 CST90575 - Prop White HHs W/ Income \$75,000+

Type	Numeric (Double)
CST90575	Proportion White Householder Households with Income \$75,000 or More
OutputVariableName	output_CST90575

 TST90575 - Prop White HHs W/ Income \$75,000+

Type	Numeric (Double)
TST90575	Proportion White Householder Households with Income \$75,000 or More
OutputVariableName	output_TST90575

 BST90575 - Prop White HHs W/ Income \$75,000+

Type	Numeric (Double)
BST90575	Proportion White Householder Households with Income \$75,000 or More
OutputVariableName	output_BST90575

 CST90576 - Prop Black HHs W/ Income \$75,000+

Type	Numeric (Double)
CST90576	Proportion Black Householder Households with Income \$75,000 or More
OutputVariableName	output_CST90576

 TST90576 - Prop Black HHs W/ Income \$75,000+

Type	Numeric (Double)
TST90576	Proportion Black Householder Households with Income \$75,000 or More
OutputVariableName	output_TST90576

 BST90576 - Prop Black HHs W/ Income \$75,000+

Type	Numeric (Double)
BST90576	Proportion Black Householder Households with Income \$75,000 or More
OutputVariableName	output_BST90576

 CST90577 - Prop Asian/PI HHs W/ Income \$75,000+

Type	Numeric (Double)
CST90577	Proportion Asian or Pacific Islander Householder Households with Income \$75,000 or More
OutputVariableName	output_CST90577

 TST90577 - Prop Asian/PI HHs W/ Income \$75,000+

Type	Numeric (Double)
TST90577	Proportion Asian or Pacific Islander Householder Households with Income \$75,000 or More
OutputVariableName	output_TST90577

 BST90577 - Prop Asian/PI HHs W/ Income \$75,000+

Type	Numeric (Double)
BST90577	Proportion Asian or Pacific Islander Householder Households with Income \$75,000 or More
OutputVariableName	output_BST90577

 CST90578 - Prop Other HHs W/ Income \$75,000+

Type	Numeric (Double)
CST90578	Proportion Other Householder Households with Income \$75,000 or More
OutputVariableName	output_CST90578

TST90578 - Prop Other HHs W/ Income \$75,000+

Type	Numeric (Double)
TST90578	Proportion Other Householder Households with Income \$75,000 or More
OutputVariableName	output_TST90578

BST90578 - Prop Other HHs W/ Income \$75,000+

Type	Numeric (Double)
BST90578	Proportion Other Householder Households with Income \$75,000 or More
OutputVariableName	output_BST90578

CST90579 - Prop Hispanic HHs W/ Income \$75,000+

Type	Numeric (Double)
CST90579	Proportion Hispanic Householder Households with Income \$75,000 or More
OutputVariableName	output_CST90579

TST90579 - Prop Hispanic HHs W/ Income \$75,000+

Type	Numeric (Double)
TST90579	Proportion Hispanic Householder Households with Income \$75,000 or More
OutputVariableName	output_TST90579

BST90579 - Prop Hispanic HHs W/ Income \$75,000+

Type	Numeric (Double)
BST90579	Proportion Hispanic Householder Households with Income \$75,000 or More
OutputVariableName	output_BST90579

CST90580 - Prop HHs W/ Public Assist Income

Type	Numeric (Double)
CST90580	Proportion Households with Public Assistance Income
OutputVariableName	output_CST90580

TST90580 - Prop HHs W/ Public Assist Income

Type	Numeric (Double)
TST90580	Proportion Households with Public Assistance Income
OutputVariableName	output_TST90580

BST90580 - Prop HHs W/ Public Assist Income

Type	Numeric (Double)
BST90580	Proportion Households with Public Assistance Income
OutputVariableName	output_BST90580

CST90581 - Public Assist Inc per HH W/ Pub Assist

Type	Numeric (Double)
CST90581	Public Assistance Income per Household with Public Assistance Income
OutputVariableName	output_CST90581

TST90581 - Public Assist Inc per HH W/ Pub Assist

Type	Numeric (Double)
TST90581	Public Assistance Income per Household with Public Assistance Income
OutputVariableName	output_TST90581

BST90581 - Public Assist Inc per HH W/ Pub Assist

Type	Numeric (Double)
BST90581	Public Assistance Income per Household with Public Assistance Income
OutputVariableName	output_BST90581

CST90582 - Median Family Income

Type	Numeric (Double)
CST90582	Median Family Income
OutputVariableName	output_CST90582

TST90582 - Median Family Income

Type	Numeric (Double)
TST90582	Median Family Income
OutputVariableName	output_TST90582

BST90582 - Median Family Income

Type	Numeric (Double)
BST90582	Median Family Income
OutputVariableName	output_BST90582

Type	Numeric (Double)
CST90583	Standard Deviation in Family Income Distribution
OutputVariableName	output_CST90583

Type	Numeric (Double)
TST90583	Standard Deviation in Family Income Distribution
OutputVariableName	output_TST90583

Type	Numeric (Double)
BST90583	Standard Deviation in Family Income Distribution
OutputVariableName	output_BST90583

Type	Numeric (Double)
CST90584	Proportion Families with Income Less than \$15,000
OutputVariableName	output_CST90584

Type	Numeric (Double)
TST90584	Proportion Families with Income Less than \$15,000
OutputVariableName	output_TST90584

Type	Numeric (Double)
BST90584	Proportion Families with Income Less than \$15,000
OutputVariableName	output_BST90584

###

Type	Numeric (Double)
CST90585	Proportion Families with Income Less than \$25,000
OutputVariableName	output_CST90585

TST90585 - Prop Families W/ Income < \$25,000

Type	Numeric (Double)
TST90585	Proportion Families with Income Less than \$25,000
OutputVariableName	output_TST90585

BST90585 - Prop Families W/ Income < \$25,000

Type	Numeric (Double)
BST90585	Proportion Families with Income Less than \$25,000
OutputVariableName	output_BST90585

CST90586 - Prop Families W/ Income \$50,000+

Type	Numeric (Double)
CST90586	Proportion Families with Income \$50,000 or More
OutputVariableName	output_CST90586

TST90586 - Prop Families W/ Income \$50,000+

Type	Numeric (Double)
TST90586	Proportion Families with Income \$50,000 or More
OutputVariableName	output_TST90586

BST90586 - Prop Families W/ Income \$50,000+

Type	Numeric (Double)
BST90586	Proportion Families with Income \$50,000 or More
OutputVariableName	output_BST90586

CST90587 - Prop Families W/ Income \$75,000+

Type	Numeric (Double)
CST90587	Proportion Families with Income \$75,000 or More
OutputVariableName	output_CST90587

TST90587 - Prop Families W/ Income \$75,000+

Type	Numeric (Double)
TST90587	Proportion Families with Income \$75,000 or More
OutputVariableName	output_TST90587

BST90587 - Prop Families W/ Income \$75,000+

Type	Numeric (Double)
BST90587	Proportion Families with Income \$75,000 or More
OutputVariableName	output_BST90587

CST90588 - Ave Fam Inc of Marr-Cpl Fams W/Chld<18

Type	Numeric (Double)
CST90588	Average Family Income of Married-Couple Families with Own Children Under 18 Years
OutputVariableName	output_CST90588

TST90588 - Ave Fam Inc of Marr-Cpl Fams W/Chld<18

Type	Numeric (Double)
TST90588	Average Family Income of Married-Couple Families with Own Children Under 18 Years
OutputVariableName	output_TST90588

BST90588 - Ave Fam Inc of Marr-Cpl Fams W/Chld<18

Type	Numeric (Double)
BST90588	Average Family Income of Married-Couple Families with Own Children Under 18 Years
OutputVariableName	output_BST90588

CST90589 - Ave Fam Inc of Female HH W/Chld, no Hub

Type	Numeric (Double)
CST90589	Average Family Income of Female Householder, No Husband Present, Families with Own Children Under 18 Years
OutputVariableName	output_CST90589

TST90589 - Ave Fam Inc of Female HH W/Chld, no Hub

Type	Numeric (Double)
------	------------------

TST90589	Average Family Income of Female Householder, No Husband Present, Families with Own Children Under 18 Years
OutputVariableName	output_TST90589

BST90589 - Ave Fam Inc of Female HH W/Chld, no Husb

Type	Numeric (Double)
BST90589	Average Family Income of Female Householder, No Husband Present, Families with Own Children Under 18 Years
OutputVariableName	output_BST90589

CST90590 - Ave Fam Inc of Other HH W/Chld, no Sp

Type	Numeric (Double)
CST90590	Average Family Income of "Other Family" (Male or Female Householder, No Spouse Present) Families with Own Children Under 18 Years
OutputVariableName	output_CST90590

TST90590 - Ave Fam Inc of Other HH W/Chld, no Sp

Type	Numeric (Double)
TST90590	Average Family Income of "Other Family" (Male or Female Householder, No Spouse Present) Families with Own Children Under 18 Years
OutputVariableName	output_TST90590

BST90590 - Ave Fam Inc of Other HH W/Chld, no Sp

Type	Numeric (Double)
BST90590	Average Family Income of "Other Family" (Male or Female Householder, No Spouse Present) Families with Own Children Under 18 Years
OutputVariableName	output_BST90590

CST90591 - Per Capita Income

Type	Numeric (Double)
CST90591	Per Capita Income in 1989
OutputVariableName	output_CST90591

TST90591 - Per Capita Income

Type	Numeric (Double)
TST90591	Per Capita Income in 1989

OutputVariableName	output_TST90591
--------------------	-----------------

BST90591 - Per Capita Income

Type	Numeric (Double)
BST90591	Per Capita Income in 1989
OutputVariableName	output_BST90591

CST90592 - Per Capita Income, White

Type	Numeric (Double)
CST90592	White Per Capita Income in 1989
OutputVariableName	output_CST90592

TST90592 - Per Capita Income, White

Type	Numeric (Double)
TST90592	White Per Capita Income in 1989
OutputVariableName	output_TST90592

BST90592 - Per Capita Income, White

Type	Numeric (Double)
BST90592	White Per Capita Income in 1989
OutputVariableName	output_BST90592

CST90593 - Per Capita Income, Black

Type	Numeric (Double)
CST90593	Black Per Capita Income in 1989
OutputVariableName	output_CST90593

TST90593 - Per Capita Income, Black

Type	Numeric (Double)
TST90593	Black Per Capita Income in 1989
OutputVariableName	output_TST90593

BST90593 - Per Capita Income, Black

Type	Numeric (Double)
BST90593	Black Per Capita Income in 1989

OutputVariableName	output_BST90593
--------------------	-----------------

Type	Numeric (Double)
CST90594	Asian or Pacific Islander Per Capita Income in 1989
OutputVariableName	output_CST90594

Type	Numeric (Double)
TST90594	Asian or Pacific Islander Per Capita Income in 1989
OutputVariableName	output_TST90594

Type	Numeric (Double)
BST90594	Asian or Pacific Islander Per Capita Income in 1989
OutputVariableName	output_BST90594

Type	Numeric (Double)
CST90595	Other Per Capita Income in 1989
OutputVariableName	output_CST90595

Type	Numeric (Double)
TST90595	Other Per Capita Income in 1989
OutputVariableName	output_TST90595

Type	Numeric (Double)
BST90595	Other Per Capita Income in 1989
OutputVariableName	output_BST90595

Type	Numeric (Double)
CST90596	Hispanic Per Capita Income in 1989

OutputVariableName	output_CST90596
--------------------	-----------------

TST90596 - Per Capita Income, Hispanic

Type	Numeric (Double)
TST90596	Hispanic Per Capita Income in 1989
OutputVariableName	output_TST90596

BST90596 - Per Capita Income, Hispanic

Type	Numeric (Double)
BST90596	Hispanic Per Capita Income in 1989
OutputVariableName	output_BST90596

CST90597 - Per Capita Income (Persons in HHs)

Type	Numeric (Double)
CST90597	Per Capita Income (Persons in Households; Excluding Institutionalized and Other Persons in Group Quarters)
OutputVariableName	output_CST90597

TST90597 - Per Capita Income (Persons in HHs)

Type	Numeric (Double)
TST90597	Per Capita Income (Persons in Households; Excluding Institutionalized and Other Persons in Group Quarters)
OutputVariableName	output_TST90597

BST90597 - Per Capita Income (Persons in HHs)

Type	Numeric (Double)
BST90597	Per Capita Income (Persons in Households; Excluding Institutionalized and Other Persons in Group Quarters)
OutputVariableName	output_BST90597

CST90598 - Prop Persons W/ Inc in 1989 < Pov Lev

Type	Numeric (Double)
CST90598	Proportion Persons with Income in 1989 Below Poverty Level
OutputVariableName	output_CST90598

 TST90598 - Prop Persons W/ Inc in 1989 < Pov Lev

Type	Numeric (Double)
TST90598	Proportion Persons with Income in 1989 Below Poverty Level
OutputVariableName	output_TST90598

 BST90598 - Prop Persons W/ Inc in 1989 < Pov Lev

Type	Numeric (Double)
BST90598	Proportion Persons with Income in 1989 Below Poverty Level
OutputVariableName	output_BST90598

 CST90599 - Prop Whites W/ Inc in 1989 < Pov Lev

Type	Numeric (Double)
CST90599	Proportion Whites with Income in 1989 Below Poverty Level
OutputVariableName	output_CST90599

 TST90599 - Prop Whites W/ Inc in 1989 < Pov Lev

Type	Numeric (Double)
TST90599	Proportion Whites with Income in 1989 Below Poverty Level
OutputVariableName	output_TST90599

 BST90599 - Prop Whites W/ Inc in 1989 < Pov Lev

Type	Numeric (Double)
BST90599	Proportion Whites with Income in 1989 Below Poverty Level
OutputVariableName	output_BST90599

 CST90600 - Prop Blacks W/ Inc in 1989 < Pov Lev

Type	Numeric (Double)
CST90600	Proportion Blacks with Income in 1989 Below Poverty Level
OutputVariableName	output_CST90600

 TST90600 - Prop Blacks W/ Inc in 1989 < Pov Lev

Type	Numeric (Double)
TST90600	Proportion Blacks with Income in 1989 Below Poverty Level
OutputVariableName	output_TST90600

 BST90600 - Prop Blacks W/ Inc in 1989 < Pov Lev

Type	Numeric (Double)
BST90600	Proportion Blacks with Income in 1989 Below Poverty Level
OutputVariableName	output_BST90600

 CST90601 - Prop Asian/PI W/ Inc in 1989 < Pov Lev

Type	Numeric (Double)
CST90601	Proportion Asians or Pacific Islanders with Income in 1989 Below Poverty Level
OutputVariableName	output_CST90601

 TST90601 - Prop Asian/PI W/ Inc in 1989 < Pov Lev

Type	Numeric (Double)
TST90601	Proportion Asians or Pacific Islanders with Income in 1989 Below Poverty Level
OutputVariableName	output_TST90601

 BST90601 - Prop Asian/PI W/ Inc in 1989 < Pov Lev

Type	Numeric (Double)
BST90601	Proportion Asians or Pacific Islanders with Income in 1989 Below Poverty Level
OutputVariableName	output_BST90601

 CST90602 - Prop Others W/ Inc in 1989 < Pov Lev

Type	Numeric (Double)
CST90602	Proportion Others with Income in 1989 Below Poverty Level
OutputVariableName	output_CST90602

 TST90602 - Prop Others W/ Inc in 1989 < Pov Lev

Type	Numeric (Double)
TST90602	Proportion Others with Income in 1989 Below Poverty Level
OutputVariableName	output_TST90602

 BST90602 - Prop Others W/ Inc in 1989 < Pov Lev

Type	Numeric (Double)
BST90602	Proportion Others with Income in 1989 Below Poverty Level
OutputVariableName	output_BST90602

CST90603 - Prop Hispanics W/ Inc in 1989 < Pov Lev

Type	Numeric (Double)
CST90603	Proportion Hispanics with Income in 1989 Below Poverty Level
OutputVariableName	output_CST90603

TST90603 - Prop Hispanics W/ Inc in 1989 < Pov Lev

Type	Numeric (Double)
TST90603	Proportion Hispanics with Income in 1989 Below Poverty Level
OutputVariableName	output_TST90603

BST90603 - Prop Hispanics W/ Inc in 1989 < Pov Lev

Type	Numeric (Double)
BST90603	Proportion Hispanics with Income in 1989 Below Poverty Level
OutputVariableName	output_BST90603

CST90604 - Prop <18 Yrs W/ Income < Pov Lev

Type	Numeric (Double)
CST90604	Proportion Persons Under 18 years with Income Below Poverty Level
OutputVariableName	output_CST90604

TST90604 - Prop <18 Yrs W/ Income < Pov Lev

Type	Numeric (Double)
TST90604	Proportion Persons Under 18 years with Income Below Poverty Level
OutputVariableName	output_TST90604

BST90604 - Prop <18 Yrs W/ Income < Pov Lev

Type	Numeric (Double)
BST90604	Proportion Persons Under 18 years with Income Below Poverty Level
OutputVariableName	output_BST90604

CST90605 - Prop 18-24 Yrs W/ 1989 Inc < Pov Lev

Type	Numeric (Double)
CST90605	Proportion Persons 18-24 Years with 1989 Income Below Poverty Level
OutputVariableName	output_CST90605

TST90605 - Prop 18-24 Yrs W/ 1989 Inc < Pov Lev

Type	Numeric (Double)
TST90605	Proportion Persons 18-24 Years with 1989 Income Below Poverty Level
OutputVariableName	output_TST90605

BST90605 - Prop 18-24 Yrs W/ 1989 Inc < Pov Lev

Type	Numeric (Double)
BST90605	Proportion Persons 18-24 Years with 1989 Income Below Poverty Level
OutputVariableName	output_BST90605

CST90606 - Prop 25-34 Yrs W/ 1989 Inc < Pov Lev

Type	Numeric (Double)
CST90606	Proportion Persons 25-34 Years with 1989 Income Below Poverty Level
OutputVariableName	output_CST90606

TST90606 - Prop 25-34 Yrs W/ 1989 Inc < Pov Lev

Type	Numeric (Double)
TST90606	Proportion Persons 25-34 Years with 1989 Income Below Poverty Level
OutputVariableName	output_TST90606

BST90606 - Prop 25-34 Yrs W/ 1989 Inc < Pov Lev

Type	Numeric (Double)
BST90606	Proportion Persons 25-34 Years with 1989 Income Below Poverty Level
OutputVariableName	output_BST90606

CST90607 - Prop 35-54 Yrs W/ 1989 Inc < Pov Lev

Type	Numeric (Double)
CST90607	Proportion Persons 35-54 Years with 1989 Income Below Poverty Level
OutputVariableName	output_CST90607

TST90607 - Prop 35-54 Yrs W/ 1989 Inc < Pov Lev

Type	Numeric (Double)
TST90607	Proportion Persons 35-54 Years with 1989 Income Below Poverty Level
OutputVariableName	output_TST90607

BST90607 - Prop 35-54 Yrs W/ 1989 Inc < Pov Lev

Type	Numeric (Double)
BST90607	Proportion Persons 35-54 Years with 1989 Income Below Poverty Level
OutputVariableName	output_BST90607

CST90608 - Prop 55-64 Yrs W/ 1989 Inc < Pov Lev

Type	Numeric (Double)
CST90608	Proportion Persons 55-64 Years with 1989 Income Below Poverty Level
OutputVariableName	output_CST90608

TST90608 - Prop 55-64 Yrs W/ 1989 Inc < Pov Lev

Type	Numeric (Double)
TST90608	Proportion Persons 55-64 Years with 1989 Income Below Poverty Level
OutputVariableName	output_TST90608

BST90608 - Prop 55-64 Yrs W/ 1989 Inc < Pov Lev

Type	Numeric (Double)
BST90608	Proportion Persons 55-64 Years with 1989 Income Below Poverty Level
OutputVariableName	output_BST90608

CST90609 - Prop 65+ W/ 1989 Inc < Pov Lev

Type	Numeric (Double)
CST90609	Proportion Persons 65 Years and over with 1989 Income Below Poverty Level
OutputVariableName	output_CST90609

TST90609 - Prop 65+ W/ 1989 Inc < Pov Lev

Type	Numeric (Double)
TST90609	Proportion Persons 65 Years and over with 1989 Income Below Poverty Level
OutputVariableName	output_TST90609

BST90609 - Prop 65+ W/ 1989 Inc < Pov Lev

Type	Numeric (Double)
BST90609	Proportion Persons 65 Years and over with 1989 Income Below Poverty Level
OutputVariableName	output_BST90609

Type	Numeric (Double)
CST90610	Proportion Whites Under 18 years with Income Below Poverty Level
OutputVariableName	output_CST90610

Type	Numeric (Double)
TST90610	Proportion Whites Under 18 years with Income Below Poverty Level
OutputVariableName	output_TST90610

Type	Numeric (Double)
BST90610	Proportion Whites Under 18 years with Income Below Poverty Level
OutputVariableName	output_BST90610

Type	Numeric (Double)
CST90611	Proportion Blacks Under 18 years with Income Below Poverty Level
OutputVariableName	output_CST90611

Type	Numeric (Double)
TST90611	Proportion Blacks Under 18 years with Income Below Poverty Level
OutputVariableName	output_TST90611

Type	Numeric (Double)
BST90611	Proportion Blacks Under 18 years with Income Below Poverty Level
OutputVariableName	output_BST90611

###

Type	Numeric (Double)
CST90612	Proportion Asians or Pacific Islanders Under 18 years with Income Below Poverty Level
OutputVariableName	output_CST90612

TST90612 - Prop As/PI <18 Yrs W/ Income < Pov Lev

Type	Numeric (Double)
TST90612	Proportion Asians or Pacific Islanders Under 18 years with Income Below Poverty Level
OutputVariableName	output_TST90612

BST90612 - Prop As/PI <18 Yrs W/ Income < Pov Lev

Type	Numeric (Double)
BST90612	Proportion Asians or Pacific Islanders Under 18 years with Income Below Poverty Level
OutputVariableName	output_BST90612

CST90613 - Prop Oth <18 Yrs W/ Income < Pov Lev

Type	Numeric (Double)
CST90613	Proportion Other Race Persons Under 18 years with Income Below Poverty Level
OutputVariableName	output_CST90613

TST90613 - Prop Oth <18 Yrs W/ Income < Pov Lev

Type	Numeric (Double)
TST90613	Proportion Other Race Persons Under 18 years with Income Below Poverty Level
OutputVariableName	output_TST90613

BST90613 - Prop Oth <18 Yrs W/ Income < Pov Lev

Type	Numeric (Double)
BST90613	Proportion Other Race Persons Under 18 years with Income Below Poverty Level
OutputVariableName	output_BST90613

CST90614 - Prop Wh 18-64 Yrs W/ Income < Pov Lev

Type	Numeric (Double)
CST90614	Proportion Whites 18-64 Years with Income Below Poverty Level
OutputVariableName	output_CST90614

TST90614 - Prop Wh 18-64 Yrs W/ Income < Pov Lev

Type	Numeric (Double)
TST90614	Proportion Whites 18-64 Years with Income Below Poverty Level
OutputVariableName	output_TST90614

BST90614 - Prop Wh 18-64 Yrs W/ Income < Pov Lev

Type	Numeric (Double)
BST90614	Proportion Whites 18-64 Years with Income Below Poverty Level
OutputVariableName	output_BST90614

CST90615 - Prop Bl 18-64 Yrs W/ Income < Pov Lev

Type	Numeric (Double)
CST90615	Proportion Blacks 18-64 Years with Income Below Poverty Level
OutputVariableName	output_CST90615

TST90615 - Prop Bl 18-64 Yrs W/ Income < Pov Lev

Type	Numeric (Double)
TST90615	Proportion Blacks 18-64 Years with Income Below Poverty Level
OutputVariableName	output_TST90615

BST90615 - Prop Bl 18-64 Yrs W/ Income < Pov Lev

Type	Numeric (Double)
BST90615	Proportion Blacks 18-64 Years with Income Below Poverty Level
OutputVariableName	output_BST90615

CST90616 - Prop Asian/PI 18-64 Yrs W/ Inc < Pov Lev


Type	Numeric (Double)
CST90616	Proportion Asian or Pacific Islander 18-64 Years with Income Below Poverty Level
OutputVariableName	output_CST90616

 TST90616 - Prop Asian/PI 18-64 Yrs W/ Inc < Pov Lev

Type	Numeric (Double)
TST90616	Proportion Asian or Pacific Islander 18-64 Years with Income Below Poverty Level
OutputVariableName	output_TST90616

 BST90616 - Prop Asian/PI 18-64 Yrs W/ Inc < Pov Lev

Type	Numeric (Double)
BST90616	Proportion Asian or Pacific Islander 18-64 Years with Income Below Poverty Level
OutputVariableName	output_BST90616

 CST90617 - Prop Oth 18-64 Yrs W/ Income < Pov Lev


Type	Numeric (Double)
CST90617	Proportion Other Race Persons 18-64 Years with Income Below Poverty Level
OutputVariableName	output_CST90617

 TST90617 - Prop Oth 18-64 Yrs W/ Income < Pov Lev


Type	Numeric (Double)
TST90617	Proportion Other Race Persons 18-64 Years with Income Below Poverty Level
OutputVariableName	output_TST90617

 BST90617 - Prop Oth 18-64 Yrs W/ Income < Pov Lev

Type	Numeric (Double)
BST90617	Proportion Other Race Persons 18-64 Years with Income Below Poverty Level
OutputVariableName	output_BST90617

 CST90618 - Prop Wh 65+ W/ Income < Pov Lev

Type	Numeric (Double)
CST90618	Proportion Whites 65+ Years with Income Below Poverty Level
OutputVariableName	output_CST90618

 TST90618 - Prop Wh 65+ W/ Income < Pov Lev

Type	Numeric (Double)
------	------------------

TST90618	Proportion Whites 65+ Years with Income Below Poverty Level
OutputVariableName	output_TST90618

BST90618 - Prop Wh 65+ W/ Income < Pov Lev

Type	Numeric (Double)
BST90618	Proportion Whites 65+ Years with Income Below Poverty Level
OutputVariableName	output_BST90618

CST90619 - Prop Bl 65+ W/ Income < Pov Lev

Type	Numeric (Double)
CST90619	Proportion Blacks 65+ Years with Income Below Poverty Level
OutputVariableName	output_CST90619

TST90619 - Prop Bl 65+ W/ Income < Pov Lev

Type	Numeric (Double)
TST90619	Proportion Blacks 65+ Years with Income Below Poverty Level
OutputVariableName	output_TST90619

BST90619 - Prop Bl 65+ W/ Income < Pov Lev

Type	Numeric (Double)
BST90619	Proportion Blacks 65+ Years with Income Below Poverty Level
OutputVariableName	output_BST90619

CST90620 - Prop Asian/PI 65+ Yrs W/ Inc < Pov Lev


Type	Numeric (Double)
CST90620	Proportion Asian or Pacific Islander 65+ Years with Income Below Poverty Level
OutputVariableName	output_CST90620

TST90620 - Prop Asian/PI 65+ Yrs W/ Inc < Pov Lev


Type	Numeric (Double)
TST90620	Proportion Asian or Pacific Islander 65+ Years with Income Below Poverty Level
OutputVariableName	output_TST90620

 BST90620 - Prop Asian/PI 65+ Yrs W/ Inc < Pov Lev


Type	Numeric (Double)
BST90620	Proportion Asian or Pacific Islander 65+ Years with Income Below Poverty Level
OutputVariableName	output_BST90620

 CST90621 - Prop Oth 65+ W/ Income < Pov Lev

Type	Numeric (Double)
CST90621	Proportion Other Race Persons 65+ Years with Income Below Poverty Level
OutputVariableName	output_CST90621

 TST90621 - Prop Oth 65+ W/ Income < Pov Lev

Type	Numeric (Double)
TST90621	Proportion Other Race Persons 65+ Years with Income Below Poverty Level
OutputVariableName	output_TST90621

 BST90621 - Prop Oth 65+ W/ Income < Pov Lev

Type	Numeric (Double)
BST90621	Proportion Other Race Persons 65+ Years with Income Below Poverty Level
OutputVariableName	output_BST90621

 CST90622 - Prop Fems <18 Yrs W/ 1989 Inc < Pov Lev

Type	Numeric (Double)
CST90622	Proportion Females Under 18 years with 1989 Income Below Poverty Level
OutputVariableName	output_CST90622

 TST90622 - Prop Fems <18 Yrs W/ 1989 Inc < Pov Lev

Type	Numeric (Double)
TST90622	Proportion Females Under 18 years with 1989 Income Below Poverty Level
OutputVariableName	output_TST90622

 BST90622 - Prop Fems <18 Yrs W/ 1989 Inc < Pov Lev

Type	Numeric (Double)
BST90622	Proportion Females Under 18 years with 1989 Income Below Poverty Level

OutputVariableName	output_BST90622
--------------------	-----------------

CST90623 - Prop Fems 18-64 W/ 1989 Inc < Pov Lev

Type	Numeric (Double)
CST90623	Proportion Females 18-64 Years with 1989 Income Below Poverty Level
OutputVariableName	output_CST90623

TST90623 - Prop Fems 18-64 W/ 1989 Inc < Pov Lev

Type	Numeric (Double)
TST90623	Proportion Females 18-64 Years with 1989 Income Below Poverty Level
OutputVariableName	output_TST90623

BST90623 - Prop Fems 18-64 W/ 1989 Inc < Pov Lev

Type	Numeric (Double)
BST90623	Proportion Females 18-64 Years with 1989 Income Below Poverty Level
OutputVariableName	output_BST90623

CST90624 - Prop Fems 65+ W/ 1989 Inc < Pov Lev

Type	Numeric (Double)
CST90624	Proportion Females 65+Years with 1989 Income Below Poverty Level
OutputVariableName	output_CST90624

TST90624 - Prop Fems 65+ W/ 1989 Inc < Pov Lev

Type	Numeric (Double)
TST90624	Proportion Females 65+Years with 1989 Income Below Poverty Level
OutputVariableName	output_TST90624

BST90624 - Prop Fems 65+ W/ 1989 Inc < Pov Lev

Type	Numeric (Double)
BST90624	Proportion Females 65+Years with 1989 Income Below Poverty Level
OutputVariableName	output_BST90624

CST90625 - Prop 1989 Inc to Pov Lev Ratio < 1.85

Type	Numeric (Double)
------	------------------

CST90625	Proportion Persons with Ratio of Income in 1989 to Poverty Level Less than 1.85
OutputVariableName	output_CST90625

TST90625 - Prop 1989 Inc to Pov Lev Ratio < 1.85

Type	Numeric (Double)
TST90625	Proportion Persons with Ratio of Income in 1989 to Poverty Level Less than 1.85
OutputVariableName	output_TST90625

BST90625 - Prop 1989 Inc to Pov Lev Ratio < 1.85

Type	Numeric (Double)
BST90625	Proportion Persons with Ratio of Income in 1989 to Poverty Level Less than 1.85
OutputVariableName	output_BST90625

CST90626 - Prop Fams W/ Inc in 1989 < Pov Lev

Type	Numeric (Double)
CST90626	Proportion Families with Income in 1989 Below Poverty Level
OutputVariableName	output_CST90626

TST90626 - Prop Fams W/ Inc in 1989 < Pov Lev


Type	Numeric (Double)
TST90626	Proportion Families with Income in 1989 Below Poverty Level
OutputVariableName	output_TST90626

BST90626 - Prop Fams W/ Inc in 1989 < Pov Lev


Type	Numeric (Double)
BST90626	Proportion Families with Income in 1989 Below Poverty Level
OutputVariableName	output_BST90626

CST90627 - Prop Wh Fams W/ Inc in 1989 < Pov Lev

Type	Numeric (Double)
CST90627	Proportion White Householder Families with Income in 1989 Below Poverty Level
OutputVariableName	output_CST90627

 TST90627 - Prop Wh Fams W/ Inc in 1989 < Pov Lev

Type	Numeric (Double)
TST90627	Proportion White Householder Families with Income in 1989 Below Poverty Level
OutputVariableName	output_TST90627

 BST90627 - Prop Wh Fams W/ Inc in 1989 < Pov Lev

Type	Numeric (Double)
BST90627	Proportion White Householder Families with Income in 1989 Below Poverty Level
OutputVariableName	output_BST90627

 CST90628 - Prop Bl Fams W/ Inc in 1989 < Pov Lev

Type	Numeric (Double)
CST90628	Proportion Black Householder Families with Income in 1989 Below Poverty Level
OutputVariableName	output_CST90628

 TST90628 - Prop Bl Fams W/ Inc in 1989 < Pov Lev

Type	Numeric (Double)
TST90628	Proportion Black Householder Families with Income in 1989 Below Poverty Level
OutputVariableName	output_TST90628

 BST90628 - Prop Bl Fams W/ Inc in 1989 < Pov Lev

Type	Numeric (Double)
BST90628	Proportion Black Householder Families with Income in 1989 Below Poverty Level
OutputVariableName	output_BST90628

 CST90629 - Prop Asian/PI Fams W/ Inc 1989 < Pov Lev

Type	Numeric (Double)
CST90629	Proportion Asian or Pacific Islander Householder Families with Income in 1989 Below Poverty Level
OutputVariableName	output_CST90629

 TST90629 - Prop Asian/PI Fams W/ Inc 1989 < Pov Lev


Type	Numeric (Double)
TST90629	Proportion Asian or Pacific Islander Householder Families with Income in 1989 Below Poverty Level
OutputVariableName	output_TST90629

 BST90629 - Prop Asian/PI Fams W/ Inc 1989 < Pov Lev

Type	Numeric (Double)
BST90629	Proportion Asian or Pacific Islander Householder Families with Income in 1989 Below Poverty Level
OutputVariableName	output_BST90629

 CST90630 - Prop Oth Fams W/ Inc in 1989 < Pov Lev

Type	Numeric (Double)
CST90630	Proportion Other Race Householder Families with Income in 1989 Below Poverty Level
OutputVariableName	output_CST90630

 TST90630 - Prop Oth Fams W/ Inc in 1989 < Pov Lev

Type	Numeric (Double)
TST90630	Proportion Other Race Householder Families with Income in 1989 Below Poverty Level
OutputVariableName	output_TST90630

 BST90630 - Prop Oth Fams W/ Inc in 1989 < Pov Lev

Type	Numeric (Double)
BST90630	Proportion Other Race Householder Families with Income in 1989 Below Poverty Level
OutputVariableName	output_BST90630

 CST90631 - Prop H Fams W/ Inc in 1989 < Pov Lev

Type	Numeric (Double)
CST90631	Proportion Hispanic Householder Families with Income in 1989 Below Poverty Level
OutputVariableName	output_CST90631

 TST90631 - Prop H Fams W/ Inc in 1989 < Pov Lev

Type	Numeric (Double)
TST90631	Proportion Hispanic Householder Families with Income in 1989 Below Poverty Level
OutputVariableName	output_TST90631

 BST90631 - Prop H Fams W/ Inc in 1989 < Pov Lev

Type	Numeric (Double)
BST90631	Proportion Hispanic Householder Families with Income in 1989 Below Poverty Level
OutputVariableName	output_BST90631

 CST90632 - Prop Fams W/ Chld <18, < Pov Lev

Type	Numeric (Double)
CST90632	Proportion Families with Related Children Under 18 years with Income in 1989 Below Poverty Level
OutputVariableName	output_CST90632

 TST90632 - Prop Fams W/ Chld <18, < Pov Lev

Type	Numeric (Double)
TST90632	Proportion Families with Related Children Under 18 years with Income in 1989 Below Poverty Level
OutputVariableName	output_TST90632

 BST90632 - Prop Fams W/ Chld <18, < Pov Lev

Type	Numeric (Double)
BST90632	Proportion Families with Related Children Under 18 years with Income in 1989 Below Poverty Level
OutputVariableName	output_BST90632

 CST90633 - Prop White Fams W/ Chld <18, < Pov Lev

Type	Numeric (Double)
CST90633	Proportion White Householder Families with Related Children Under 18 years with Income in 1989 Below Poverty Level
OutputVariableName	output_CST90633

 TST90633 - Prop White Fams W/ Chld <18, < Pov Lev

Type	Numeric (Double)
TST90633	Proportion White Householder Families with Related Children Under 18 years with Income in 1989 Below Poverty Level
OutputVariableName	output_TST90633

 BST90633 - Prop White Fams W/ Chld <18, < Pov Lev

Type	Numeric (Double)
BST90633	Proportion White Householder Families with Related Children Under 18 years with Income in 1989 Below Poverty Level
OutputVariableName	output_BST90633

 CST90634 - Prop Black Fams W/ Chld <18, < Pov Lev

Type	Numeric (Double)
CST90634	Proportion Black Householder Families with Related Children Under 18 years with Income in 1989 Below Poverty Level
OutputVariableName	output_CST90634

 TST90634 - Prop Black Fams W/ Chld <18, < Pov Lev

Type	Numeric (Double)
TST90634	Proportion Black Householder Families with Related Children Under 18 years with Income in 1989 Below Poverty Level
OutputVariableName	output_TST90634

 BST90634 - Prop Black Fams W/ Chld <18, < Pov Lev

Type	Numeric (Double)
BST90634	Proportion Black Householder Families with Related Children Under 18 years with Income in 1989 Below Poverty Level
OutputVariableName	output_BST90634

 CST90635 - Prop Asian/PI Fams W/ Ch <18, < Pov Lev

Type	Numeric (Double)
CST90635	Proportion Asian or Pacific Islander Householder Families with Related Children Under 18 years with Income in 1989 Below Poverty Level
OutputVariableName	output_CST90635

 TST90635 - Prop Asian/PI Fams W/ Ch <18, < Pov Lev


Type	Numeric (Double)
TST90635	Proportion Asian or Pacific Islander Householder Families with Related Children Under 18 years with Income in 1989 Below Poverty Level
OutputVariableName	output_TST90635

 BST90635 - Prop Asian/PI Fams W/ Ch <18, < Pov Lev

Type	Numeric (Double)
BST90635	Proportion Asian or Pacific Islander Householder Families with Related Children Under 18 years with Income in 1989 Below Poverty Level
OutputVariableName	output_BST90635

 CST90636 - Prop Other Fams W/ Chld <18, < Pov Lev

Type	Numeric (Double)
CST90636	Proportion Other Race Householder Families with Related Children Under 18 years with Income in 1989 Below Poverty Level
OutputVariableName	output_CST90636

 TST90636 - Prop Other Fams W/ Chld <18, < Pov Lev

Type	Numeric (Double)
TST90636	Proportion Other Race Householder Families with Related Children Under 18 years with Income in 1989 Below Poverty Level
OutputVariableName	output_TST90636

 BST90636 - Prop Other Fams W/ Chld <18, < Pov Lev

Type	Numeric (Double)
BST90636	Proportion Other Race Householder Families with Related Children Under 18 years with Income in 1989 Below Poverty Level
OutputVariableName	output_BST90636

 CST90637 - Prop Hispanic Fams W/ Ch <18, < Pov Lev

Type	Numeric (Double)
CST90637	Proportion Hispanic Householder Families with Related Children Under 18 years with Income in 1989 Below Poverty Level
OutputVariableName	output_CST90637

 TST90637 - Prop Hispanic Fams W/ Ch <18, < Pov Lev

Type	Numeric (Double)
TST90637	Proportion Hispanic Householder Families with Related Children Under 18 years with Income in 1989 Below Poverty Level
OutputVariableName	output_TST90637

 BST90637 - Prop Hispanic Fams W/ Ch <18, < Pov Lev

Type	Numeric (Double)
BST90637	Proportion Hispanic Householder Families with Related Children Under 18 years with Income in 1989 Below Poverty Level
OutputVariableName	output_BST90637

 CST90638 - Prop Marr-Cple Fams, < Pov Lev

Type	Numeric (Double)
CST90638	Proportion Married-Couple Families with Income in 1989 Below Poverty Level
OutputVariableName	output_CST90638

 TST90638 - Prop Marr-Cple Fams, < Pov Lev

Type	Numeric (Double)
TST90638	Proportion Married-Couple Families with Income in 1989 Below Poverty Level
OutputVariableName	output_TST90638

 BST90638 - Prop Marr-Cple Fams, < Pov Lev

Type	Numeric (Double)
BST90638	Proportion Married-Couple Families with Income in 1989 Below Poverty Level
OutputVariableName	output_BST90638

 CST90639 - Prop White Marr-Cple Fams, < Pov Lev

Type	Numeric (Double)
CST90639	Proportion White Householder Married-Couple Families with Income in 1989 Below Poverty Level
OutputVariableName	output_CST90639

 TST90639 - Prop White Marr-Cple Fams, < Pov Lev

Type	Numeric (Double)
TST90639	Proportion White Householder Married-Couple Families with Income in 1989 Below Poverty Level
OutputVariableName	output_TST90639

BST90639 - Prop White Marr-Cple Fams, < Pov Lev

Type	Numeric (Double)
BST90639	Proportion White Householder Married-Couple Families with Income in 1989 Below Poverty Level
OutputVariableName	output_BST90639

CST90640 - Prop Black Marr-Cple Fams, < Pov Lev

Type	Numeric (Double)
CST90640	Proportion Black Householder Married-Couple Families with Income in 1989 Below Poverty Level
OutputVariableName	output_CST90640

TST90640 - Prop Black Marr-Cple Fams, < Pov Lev

Type	Numeric (Double)
TST90640	Proportion Black Householder Married-Couple Families with Income in 1989 Below Poverty Level
OutputVariableName	output_TST90640

BST90640 - Prop Black Marr-Cple Fams, < Pov Lev

Type	Numeric (Double)
BST90640	Proportion Black Householder Married-Couple Families with Income in 1989 Below Poverty Level
OutputVariableName	output_BST90640

CST90641 - Prop Asian/PI Marr-Cple Fams, < Pov Lev

Type	Numeric (Double)
CST90641	Proportion Asian or Pacific Islander Householder Married-Couple Families with Income in 1989 Below Poverty Level
OutputVariableName	output_CST90641

TST90641 - Prop Asian/PI Marr-Cple Fams, < Pov Lev

Type	Numeric (Double)
TST90641	Proportion Asian or Pacific Islander Householder Married-Couple Families with Income in 1989 Below Poverty Level
OutputVariableName	output_TST90641

BST90641 - Prop Asian/PI Marr-Cple Fams, < Pov Lev

Type	Numeric (Double)
BST90641	Proportion Asian or Pacific Islander Householder Married-Couple Families with Income in 1989 Below Poverty Level
OutputVariableName	output_BST90641

CST90642 - Prop Other Marr-Cple Fams, < Pov Lev

Type	Numeric (Double)
CST90642	Proportion Other Race Householder Married-Couple Families with Income in 1989 Below Poverty Level
OutputVariableName	output_CST90642

TST90642 - Prop Other Marr-Cple Fams, < Pov Lev

Type	Numeric (Double)
TST90642	Proportion Other Race Householder Married-Couple Families with Income in 1989 Below Poverty Level
OutputVariableName	output_TST90642

BST90642 - Prop Other Marr-Cple Fams, < Pov Lev

Type	Numeric (Double)
BST90642	Proportion Other Race Householder Married-Couple Families with Income in 1989 Below Poverty Level
OutputVariableName	output_BST90642

CST90643 - Prop Hispanic Marr-Cple Fams, < Pov Lev

Type	Numeric (Double)
CST90643	Proportion Hispanic Householder Married-Couple Families with Income in 1989 Below Poverty Level
OutputVariableName	output_CST90643

TST90643 - Prop Hispanic Marr-Cple Fams, < Pov Lev

Type	Numeric (Double)
TST90643	Proportion Hispanic Householder Married-Couple Families with Income in 1989 Below Poverty Level
OutputVariableName	output_TST90643

BST90643 - Prop Hispanic Marr-Cple Fams, < Pov Lev

Type	Numeric (Double)
BST90643	Proportion Hispanic Householder Married-Couple Families with Income in 1989 Below Poverty Level
OutputVariableName	output_BST90643

CST90644 - Prop Marr-Cple Fams W/Ch, < Pov Lev

Type	Numeric (Double)
CST90644	Proportion Married-Couple Families with Related Children Under 18 years with Income in 1989 Below Poverty Level
OutputVariableName	output_CST90644

TST90644 - Prop Marr-Cple Fams W/Ch, < Pov Lev

Type	Numeric (Double)
TST90644	Proportion Married-Couple Families with Related Children Under 18 years with Income in 1989 Below Poverty Level
OutputVariableName	output_TST90644

BST90644 - Prop Marr-Cple Fams W/Ch, < Pov Lev

Type	Numeric (Double)
BST90644	Proportion Married-Couple Families with Related Children Under 18 years with Income in 1989 Below Poverty Level
OutputVariableName	output_BST90644

CST90645 - Prop Wh Marr-Cple Fams W/Ch, < Pov Lev

Type	Numeric (Double)
CST90645	Proportion White Householder Married-Couple Families with Related Children Under 18 years with Income in 1989 Below Poverty Level
OutputVariableName	output_CST90645

TST90645 - Prop Wh Marr-Cple Fams W/Ch, < Pov Lev

Type	Numeric (Double)
TST90645	Proportion White Householder Married-Couple Families with Related Children Under 18 years with Income in 1989 Below Poverty Level
OutputVariableName	output_TST90645

BST90645 - Prop Wh Marr-Cple Fams W/Ch, < Pov Lev

Type	Numeric (Double)
BST90645	Proportion White Householder Married-Couple Families with Related Children Under 18 years with Income in 1989 Below Poverty Level
OutputVariableName	output_BST90645

CST90646 - Prop Bl Marr-Cple Fams W/Ch, < Pov Lev

Type	Numeric (Double)
CST90646	Proportion Black Householder Married-Couple Families with Related Children Under 18 years with Income in 1989 Below Poverty Level
OutputVariableName	output_CST90646

TST90646 - Prop Bl Marr-Cple Fams W/Ch, < Pov Lev


Type	Numeric (Double)
TST90646	Proportion Black Householder Married-Couple Families with Related Children Under 18 years with Income in 1989 Below Poverty Level
OutputVariableName	output_TST90646

BST90646 - Prop Bl Marr-Cple Fams W/Ch, < Pov Lev


Type	Numeric (Double)
BST90646	Proportion Black Householder Married-Couple Families with Related Children Under 18 years with Income in 1989 Below Poverty Level
OutputVariableName	output_BST90646

CST90647 - Prop A/PI Marr-Cple Fams W/Ch, < Pov Lev

Type	Numeric (Double)
CST90647	Proportion Asian or Pacific Islander Householder Married-Couple Families with Related Children Under 18 years with Income in 1989 Below Poverty Level
OutputVariableName	output_CST90647

 TST90647 - Prop A/PI Marr-Cple Fams W/Ch, < Pov Lev


Type	Numeric (Double)
TST90647	Proportion Asian or Pacific Islander Householder Married-Couple Families with Related Children Under 18 years with Income in 1989 Below Poverty Level
OutputVariableName	output_TST90647

 BST90647 - Prop A/PI Marr-Cple Fams W/Ch, < Pov Lev

Type	Numeric (Double)
BST90647	Proportion Asian or Pacific Islander Householder Married-Couple Families with Related Children Under 18 years with Income in 1989 Below Poverty Level
OutputVariableName	output_BST90647

 CST90648 - Prop Oth Marr-Cple Fams W/Ch, < Pov Lev


Type	Numeric (Double)
CST90648	Proportion Other Race Householder Married-Couple Families with Related Children Under 18 years with Income in 1989 Below Poverty Level
OutputVariableName	output_CST90648

 TST90648 - Prop Oth Marr-Cple Fams W/Ch, < Pov Lev

Type	Numeric (Double)
TST90648	Proportion Other Race Householder Married-Couple Families with Related Children Under 18 years with Income in 1989 Below Poverty Level
OutputVariableName	output_TST90648

 BST90648 - Prop Oth Marr-Cple Fams W/Ch, < Pov Lev

Type	Numeric (Double)
BST90648	Proportion Other Race Householder Married-Couple Families with Related Children Under 18 years with Income in 1989 Below Poverty Level
OutputVariableName	output_BST90648

 CST90649 - Prop H Marr-Cple Fams W/Ch, < Pov Lev

Type	Numeric (Double)
------	------------------

CST90649	Proportion Hispanic Householder Married-Couple Families with Related Children Under 18 years with Income in 1989 Below Poverty Level
OutputVariableName	output_CST90649

TST90649 - Prop H Marr-Cple Fams W/Ch, < Pov Lev

Type	Numeric (Double)
TST90649	Proportion Hispanic Householder Married-Couple Families with Related Children Under 18 years with Income in 1989 Below Poverty Level
OutputVariableName	output_TST90649

BST90649 - Prop H Marr-Cple Fams W/Ch, < Pov Lev

Type	Numeric (Double)
BST90649	Proportion Hispanic Householder Married-Couple Families with Related Children Under 18 years with Income in 1989 Below Poverty Level
OutputVariableName	output_BST90649

CST90650 - Prop Fem Fams, no Husb P, < Pov Lev

Type	Numeric (Double)
CST90650	Proportion Female Householder, No Husband Present, Families with Income in 1989 Below Poverty Level
OutputVariableName	output_CST90650

TST90650 - Prop Fem Fams, no Husb P, < Pov Lev

Type	Numeric (Double)
TST90650	Proportion Female Householder, No Husband Present, Families with Income in 1989 Below Poverty Level
OutputVariableName	output_TST90650

BST90650 - Prop Fem Fams, no Husb P, < Pov Lev

Type	Numeric (Double)
BST90650	Proportion Female Householder, No Husband Present, Families with Income in 1989 Below Poverty Level
OutputVariableName	output_BST90650

CST90651 - Prop Wh Fem Fams, no Husb P, < Pov Lev

Type	Numeric (Double)
------	------------------

CST90651	Proportion White Female Householder, No Husband Present, Families with Income in 1989 Below Poverty Level
OutputVariableName	output_CST90651

TST90651 - Prop Wh Fem Fams, no Hub P, < Pov Lev

Type	Numeric (Double)
TST90651	Proportion White Female Householder, No Husband Present, Families with Income in 1989 Below Poverty Level
OutputVariableName	output_TST90651

BST90651 - Prop Wh Fem Fams, no Hub P, < Pov Lev

Type	Numeric (Double)
BST90651	Proportion White Female Householder, No Husband Present, Families with Income in 1989 Below Poverty Level
OutputVariableName	output_BST90651

CST90652 - Prop Bl Fem Fams, no Hub P, < Pov Lev

Type	Numeric (Double)
CST90652	Proportion Black Female Householder, No Husband Present, Families with Income in 1989 Below Poverty Level
OutputVariableName	output_CST90652

TST90652 - Prop Bl Fem Fams, no Hub P, < Pov Lev

Type	Numeric (Double)
TST90652	Proportion Black Female Householder, No Husband Present, Families with Income in 1989 Below Poverty Level
OutputVariableName	output_TST90652

BST90652 - Prop Bl Fem Fams, no Hub P, < Pov Lev

Type	Numeric (Double)
BST90652	Proportion Black Female Householder, No Husband Present, Families with Income in 1989 Below Poverty Level
OutputVariableName	output_BST90652

CST90653 - Prop A/PI Fem Fm, no Hub P, < Pov Lev

Type	Numeric (Double)
------	------------------

CST90653	Proportion Asian or Pacific Islander Female Householder, No Husband Present, Families with Income in 1989 Below Poverty Level
OutputVariableName	output_CST90653

TST90653 - Prop A/PI Fem Fm, no Hub P, < Pov Lev

Type	Numeric (Double)
TST90653	Proportion Asian or Pacific Islander Female Householder, No Husband Present, Families with Income in 1989 Below Poverty Level
OutputVariableName	output_TST90653

BST90653 - Prop A/PI Fem Fm, no Hub P, < Pov Lev

Type	Numeric (Double)
BST90653	Proportion Asian or Pacific Islander Female Householder, No Husband Present, Families with Income in 1989 Below Poverty Level
OutputVariableName	output_BST90653

CST90654 - Prop Oth Fem Fams, no Hub P, < Pov Lev

Type	Numeric (Double)
CST90654	Proportion Other Race Female Householder, No Husband Present, Families with Income in 1989 Below Poverty Level
OutputVariableName	output_CST90654

TST90654 - Prop Oth Fem Fams, no Hub P, < Pov Lev

Type	Numeric (Double)
TST90654	Proportion Other Race Female Householder, No Husband Present, Families with Income in 1989 Below Poverty Level
OutputVariableName	output_TST90654

BST90654 - Prop Oth Fem Fams, no Hub P, < Pov Lev

Type	Numeric (Double)
BST90654	Proportion Other Race Female Householder, No Husband Present, Families with Income in 1989 Below Poverty Level
OutputVariableName	output_BST90654

CST90655 - Prop H Fem Fams, no Hub P, < Pov Lev

Type	Numeric (Double)
------	------------------

CST90655	Proportion Hispanic Female Householder, No Husband Present, Families with Income in 1989 Below Poverty Level
OutputVariableName	output_CST90655

TST90655 - Prop H Fem Fams, no Hub P, < Pov Lev

Type	Numeric (Double)
TST90655	Proportion Hispanic Female Householder, No Husband Present, Families with Income in 1989 Below Poverty Level
OutputVariableName	output_TST90655

BST90655 - Prop H Fem Fams, no Hub P, < Pov Lev

Type	Numeric (Double)
BST90655	Proportion Hispanic Female Householder, No Husband Present, Families with Income in 1989 Below Poverty Level
OutputVariableName	output_BST90655

CST90656 - Prop Fem Fams W/Chld, no Hub, < Pov Lev

Type	Numeric (Double)
CST90656	Proportion Female Householder, No Husband Present, Families with Related Children Under 18 years with Income in 1989 Below Poverty Level
OutputVariableName	output_CST90656

TST90656 - Prop Fem Fams W/Chld, no Hub, < Pov Lev

Type	Numeric (Double)
TST90656	Proportion Female Householder, No Husband Present, Families with Related Children Under 18 years with Income in 1989 Below Poverty Level
OutputVariableName	output_TST90656

BST90656 - Prop Fem Fams W/Chld, no Hub, < Pov Lev

Type	Numeric (Double)
BST90656	Proportion Female Householder, No Husband Present, Families with Related Children Under 18 years with Income in 1989 Below Poverty Level
OutputVariableName	output_BST90656

CST90657 - Prop Wh Fem Fam W/Ch, no Hub, < Pov Lev

Type	Numeric (Double)
------	------------------

CST90657	Proportion White Female Householder, No Husband Present, Families with Related Children Under 18 years with Income in 1989 Below Poverty Level
OutputVariableName	output_CST90657

TST90657 - Prop Wh Fem Fam W/Ch, no Hub, < Pov Lev

Type	Numeric (Double)
TST90657	Proportion White Female Householder, No Husband Present, Families with Related Children Under 18 years with Income in 1989 Below Poverty Level
OutputVariableName	output_TST90657

BST90657 - Prop Wh Fem Fam W/Ch, no Hub, < Pov Lev

Type	Numeric (Double)
BST90657	Proportion White Female Householder, No Husband Present, Families with Related Children Under 18 years with Income in 1989 Below Poverty Level
OutputVariableName	output_BST90657

CST90658 - Prop Bl Fem Fam W/Ch, no Hub, < Pov Lev

Type	Numeric (Double)
CST90658	Proportion Black Female Householder, No Husband Present, Families with Related Children Under 18 years with Income in 1989 Below Poverty Level
OutputVariableName	output_CST90658

TST90658 - Prop Bl Fem Fam W/Ch, no Hub, < Pov Lev

Type	Numeric (Double)
TST90658	Proportion Black Female Householder, No Husband Present, Families with Related Children Under 18 years with Income in 1989 Below Poverty Level
OutputVariableName	output_TST90658

BST90658 - Prop Bl Fem Fam W/Ch, no Hub, < Pov Lev

Type	Numeric (Double)
BST90658	Proportion Black Female Householder, No Husband Present, Families with Related Children Under 18 years with Income in 1989 Below Poverty Level
OutputVariableName	output_BST90658

CST90659 - Prop A/PI Fem Fams W/Ch, no H, < Pov Lev

Type	Numeric (Double)
------	------------------

CST90659	Proportion Asian and Pacific Islander Female Householder, No Husband Present, Families with Related Children Under 18 years with Income in 1989 Below Poverty Level
OutputVariableName	output_CST90659

TST90659 - Prop A/PI Fem Fams W/Ch, no H, < Pov Lev

Type	Numeric (Double)
TST90659	Proportion Asian and Pacific Islander Female Householder, No Husband Present, Families with Related Children Under 18 years with Income in 1989 Below Poverty Level
OutputVariableName	output_TST90659

BST90659 - Prop A/PI Fem Fams W/Ch, no H, < Pov Lev

Type	Numeric (Double)
BST90659	Proportion Asian and Pacific Islander Female Householder, No Husband Present, Families with Related Children Under 18 years with Income in 1989 Below Poverty Level
OutputVariableName	output_BST90659

CST90660 - Prop Oth Fem Fm W/Ch, no Husb, < Pov Lev

Type	Numeric (Double)
CST90660	Proportion Other Race Female Householder, No Husband Present, Families with Related Children Under 18 years with Income in 1989 Below Poverty Level
OutputVariableName	output_CST90660

TST90660 - Prop Oth Fem Fm W/Ch, no Husb, < Pov Lev

Type	Numeric (Double)
TST90660	Proportion Other Race Female Householder, No Husband Present, Families with Related Children Under 18 years with Income in 1989 Below Poverty Level
OutputVariableName	output_TST90660

BST90660 - Prop Oth Fem Fm W/Ch, no Husb, < Pov Lev

Type	Numeric (Double)
------	------------------

BST90660	Proportion Other Race Female Householder, No Husband Present, Families with Related Children Under 18 years with Income in 1989 Below Poverty Level
OutputVariableName	output_BST90660

CST90661 - Prop H Fem Fams W/Ch, no Hub, < Pov Lev

Type	Numeric (Double)
CST90661	Proportion Hispanic Female Householder, No Husband Present, Families with Related Children Under 18 years with Income in 1989 Below Poverty Level
OutputVariableName	output_CST90661

TST90661 - Prop H Fem Fams W/Ch, no Hub, < Pov Lev

Type	Numeric (Double)
TST90661	Proportion Hispanic Female Householder, No Husband Present, Families with Related Children Under 18 years with Income in 1989 Below Poverty Level
OutputVariableName	output_TST90661

BST90661 - Prop H Fem Fams W/Ch, no Hub, < Pov Lev

Type	Numeric (Double)
BST90661	Proportion Hispanic Female Householder, No Husband Present, Families with Related Children Under 18 years with Income in 1989 Below Poverty Level
OutputVariableName	output_BST90661

CST90662 - Prop Other Fams, no Sp, < Pov Lev

Type	Numeric (Double)
CST90662	Proportion "Other Family" (Male or Female Householder, No Spouse Present) Families with Income in 1989 Below Poverty Level
OutputVariableName	output_CST90662

TST90662 - Prop Other Fams, no Sp, < Pov Lev

Type	Numeric (Double)
TST90662	Proportion "Other Family" (Male or Female Householder, No Spouse Present) Families with Income in 1989 Below Poverty Level
OutputVariableName	output_TST90662

BST90662 - Prop Other Fams, no Sp, < Pov Lev

Type	Numeric (Double)
BST90662	Proportion "Other Family" (Male or Female Householder, No Spouse Present) Families with Income in 1989 Below Poverty Level
OutputVariableName	output_BST90662

CST90663 - Prop White Other Fams, no Sp, < Pov Lev

Type	Numeric (Double)
CST90663	Proportion White Householder "Other Family" (Male or Female Householder, No Spouse Present) Families with Income in 1989 Below Poverty Level
OutputVariableName	output_CST90663

TST90663 - Prop White Other Fams, no Sp, < Pov Lev

Type	Numeric (Double)
TST90663	Proportion White Householder "Other Family" (Male or Female Householder, No Spouse Present) Families with Income in 1989 Below Poverty Level
OutputVariableName	output_TST90663

BST90663 - Prop White Other Fams, no Sp, < Pov Lev

Type	Numeric (Double)
BST90663	Proportion White Householder "Other Family" (Male or Female Householder, No Spouse Present) Families with Income in 1989 Below Poverty Level
OutputVariableName	output_BST90663

CST90664 - Prop Black Other Fams, no Sp, < Pov Lev

Type	Numeric (Double)
CST90664	Proportion Black Householder "Other Family" (Male or Female Householder, No Spouse Present) Families with Income in 1989 Below Poverty Level
OutputVariableName	output_CST90664

TST90664 - Prop Black Other Fams, no Sp, < Pov Lev

Type	Numeric (Double)
TST90664	Proportion Black Householder "Other Family" (Male or Female Householder, No Spouse Present) Families with Income in 1989 Below Poverty Level
OutputVariableName	output_TST90664

BST90664 - Prop Black Other Fams, no Sp, < Pov Lev

Type	Numeric (Double)
BST90664	Proportion Black Householder "Other Family" (Male or Female Householder, No Spouse Present) Families with Income in 1989 Below Poverty Level
OutputVariableName	output_BST90664

Type	Numeric (Double)
CST90665	Proportion Asian or Pacific Islander Householder "Other Family" (Male or Female Householder, No Spouse Present) Families with Income in 1989 Below Poverty Level
OutputVariableName	output_CST90665

Type	Numeric (Double)
TST90665	Proportion Asian or Pacific Islander Householder "Other Family" (Male or Female Householder, No Spouse Present) Families with Income in 1989 Below Poverty Level
OutputVariableName	output_TST90665

Type	Numeric (Double)
BST90665	Proportion Asian or Pacific Islander Householder "Other Family" (Male or Female Householder, No Spouse Present) Families with Income in 1989 Below Poverty Level
OutputVariableName	output_BST90665

Type	Numeric (Double)
CST90666	Proportion Other Race Householder "Other Family" (Male or Female Householder, No Spouse Present) Families with Income in 1989 Below Poverty Level
OutputVariableName	output_CST90666

Type	Numeric (Double)
------	------------------

TST90666	Proportion Other Race Householder "Other Family" (Male or Female Householder, No Spouse Present) Families with Income in 1989 Below Poverty Level
OutputVariableName	output_TST90666

BST90666 - Prop Oth Race Other Fm, no Sp, < Pov Lev

Type	Numeric (Double)
BST90666	Proportion Other Race Householder "Other Family" (Male or Female Householder, No Spouse Present) Families with Income in 1989 Below Poverty Level
OutputVariableName	output_BST90666

CST90667 - Prop Hispanic Other Fm, no Sp, < Pov Lev

Type	Numeric (Double)
CST90667	Proportion Hispanic Householder "Other Family" (Male or Female Householder, No Spouse Present) Families with Income in 1989 Below Poverty Level
OutputVariableName	output_CST90667

TST90667 - Prop Hispanic Other Fm, no Sp, < Pov Lev

Type	Numeric (Double)
TST90667	Proportion Hispanic Householder "Other Family" (Male or Female Householder, No Spouse Present) Families with Income in 1989 Below Poverty Level
OutputVariableName	output_TST90667

BST90667 - Prop Hispanic Other Fm, no Sp, < Pov Lev

Type	Numeric (Double)
BST90667	Proportion Hispanic Householder "Other Family" (Male or Female Householder, No Spouse Present) Families with Income in 1989 Below Poverty Level
OutputVariableName	output_BST90667

CST90668 - Prop Other Fams W/Chld, no Sp, < Pov Lev

Type	Numeric (Double)
------	------------------

CST90668	Proportion "Other Family" (Male or Female Householder, No Spouse Present) Families with Related Children Under 18 years with Income in 1989 Below Poverty Level
OutputVariableName	output_CST90668

TST90668 - Prop Other Fams W/Chld, no Sp, < Pov Lev

Type	Numeric (Double)
TST90668	Proportion "Other Family" (Male or Female Householder, No Spouse Present) Families with Related Children Under 18 years with Income in 1989 Below Poverty Level
OutputVariableName	output_TST90668

BST90668 - Prop Other Fams W/Chld, no Sp, < Pov Lev

Type	Numeric (Double)
BST90668	Proportion "Other Family" (Male or Female Householder, No Spouse Present) Families with Related Children Under 18 years with Income in 1989 Below Poverty Level
OutputVariableName	output_BST90668

CST90669 - Prop Wh Oth Fam W/Chld, no Sp, < Pov Lev

Type	Numeric (Double)
CST90669	Proportion White Householder "Other Family" (Male or Female Householder, No Spouse Present) Families with Related Children Under 18 years with Income in 1989 Below Poverty Level
OutputVariableName	output_CST90669

TST90669 - Prop Wh Oth Fam W/Chld, no Sp, < Pov Lev

Type	Numeric (Double)
TST90669	Proportion White Householder "Other Family" (Male or Female Householder, No Spouse Present) Families with Related Children Under 18 years with Income in 1989 Below Poverty Level
OutputVariableName	output_TST90669

BST90669 - Prop Wh Oth Fam W/Chld, no Sp, < Pov Lev

Type	Numeric (Double)
------	------------------

BST90669	Proportion White Householder "Other Family" (Male or Female Householder, No Spouse Present) Families with Related Children Under 18 years with Income in 1989 Below Poverty Level
OutputVariableName	output_BST90669

Type	Numeric (Double)
CST90670	Proportion Black Householder "Other Family" (Male or Female Householder, No Spouse Present) Families with Related Children Under 18 years with Income in 1989 Below Poverty Level
OutputVariableName	output_CST90670

Type	Numeric (Double)
TST90670	Proportion Black Householder "Other Family" (Male or Female Householder, No Spouse Present) Families with Related Children Under 18 years with Income in 1989 Below Poverty Level
OutputVariableName	output_TST90670

Type	Numeric (Double)
BST90670	Proportion Black Householder "Other Family" (Male or Female Householder, No Spouse Present) Families with Related Children Under 18 years with Income in 1989 Below Poverty Level
OutputVariableName	output_BST90670

Type	Numeric (Double)
CST90671	Proportion Asian or Pacific Islander Householder "Other Family" (Male or Female Householder, No Spouse Present) Families with Related Children Under 18 years with Income in 1989 Below Poverty Level
OutputVariableName	output_CST90671

Type	Numeric (Double)
------	------------------

TST90671	Proportion Asian or Pacific Islander Householder "Other Family" (Male or Female Householder, No Spouse Present) Families with Related Children Under 18 years with Income in 1989 Below Poverty Level
OutputVariableName	output_TST90671

BST90671 - Prop A/PI Oth Fm W/Chld, no S, < Pov Lev

Type	Numeric (Double)
BST90671	Proportion Asian or Pacific Islander Householder "Other Family" (Male or Female Householder, No Spouse Present) Families with Related Children Under 18 years with Income in 1989 Below Poverty Level
OutputVariableName	output_BST90671

CST90672 - Prop Oth Oth Fm W/Chld, no Sp, < Pov Lev

Type	Numeric (Double)
CST90672	Proportion Other Race Householder "Other Family" (Male or Female Householder, No Spouse Present) Families with Related Children Under 18 years with Income in 1989 Below Poverty Level
OutputVariableName	output_CST90672

TST90672 - Prop Oth Oth Fm W/Chld, no Sp, < Pov Lev

Type	Numeric (Double)
TST90672	Proportion Other Race Householder "Other Family" (Male or Female Householder, No Spouse Present) Families with Related Children Under 18 years with Income in 1989 Below Poverty Level
OutputVariableName	output_TST90672

BST90672 - Prop Oth Oth Fm W/Chld, no Sp, < Pov Lev

Type	Numeric (Double)
BST90672	Proportion Other Race Householder "Other Family" (Male or Female Householder, No Spouse Present) Families with Related Children Under 18 years with Income in 1989 Below Poverty Level
OutputVariableName	output_BST90672

CST90673 - Prop H Oth Fams W/Chld, no Sp, < Pov Lev

Type	Numeric (Double)
------	------------------

CST90673	Proportion Hispanic Householder "Other Family" (Male or Female Householder, No Spouse Present) Families with Children Under 18 years with Income in 1989 Below Poverty Level
OutputVariableName	output_CST90673

TST90673 - Prop H Oth Fams W/Chld, no Sp, < Pov Lev

Type	Numeric (Double)
TST90673	Proportion Hispanic Householder "Other Family" (Male or Female Householder, No Spouse Present) Families with Children Under 18 years with Income in 1989 Below Poverty Level
OutputVariableName	output_TST90673

BST90673 - Prop H Oth Fams W/Chld, no Sp, < Pov Lev

Type	Numeric (Double)
BST90673	Proportion Hispanic Householder "Other Family" (Male or Female Householder, No Spouse Present) Families with Children Under 18 years with Income in 1989 Below Poverty Level
OutputVariableName	output_BST90673

CST90674 - Prop Rltd Ch < 18 in Fams < Pov Lev


Type	Numeric (Double)
CST90674	Proportion Related Children Under 18 years in Families with Income in 1989 Below Poverty Level
OutputVariableName	output_CST90674

TST90674 - Prop Rltd Ch < 18 in Fams < Pov Lev

Type	Numeric (Double)
TST90674	Proportion Related Children Under 18 years in Families with Income in 1989 Below Poverty Level
OutputVariableName	output_TST90674

BST90674 - Prop Rltd Ch < 18 in Fams < Pov Lev

Type	Numeric (Double)
BST90674	Proportion Related Children Under 18 years in Families with Income in 1989 Below Poverty Level
OutputVariableName	output_BST90674

 CST90675 - Prop Rltd Ch < 18 in Marr-Cple < Pov Lev


Type	Numeric (Double)
CST90675	Proportion Related Children Under 18 years in Married-Couple Families with Income in 1989 Below Poverty Level
OutputVariableName	output_CST90675

 TST90675 - Prop Rltd Ch < 18 in Marr-Cple < Pov Lev


Type	Numeric (Double)
TST90675	Proportion Related Children Under 18 years in Married-Couple Families with Income in 1989 Below Poverty Level
OutputVariableName	output_TST90675

 BST90675 - Prop Rltd Ch < 18 in Marr-Cple < Pov Lev

Type	Numeric (Double)
BST90675	Proportion Related Children Under 18 years in Married-Couple Families with Income in 1989 Below Poverty Level
OutputVariableName	output_BST90675

 CST90676 - Prop Rltd Ch < 18 in Fem, no H < Pov Lev

Type	Numeric (Double)
CST90676	Proportion Related Children Under 18 years in Female Householder, No Husband Present, Families with Income in 1989 Below Poverty Level
OutputVariableName	output_CST90676

 TST90676 - Prop Rltd Ch < 18 in Fem, no H < Pov Lev

Type	Numeric (Double)
TST90676	Proportion Related Children Under 18 years in Female Householder, No Husband Present, Families with Income in 1989 Below Poverty Level
OutputVariableName	output_TST90676

 BST90676 - Prop Rltd Ch < 18 in Fem, no H < Pov Lev

Type	Numeric (Double)
BST90676	Proportion Related Children Under 18 years in Female Householder, No Husband Present, Families with Income in 1989 Below Poverty Level
OutputVariableName	output_BST90676

 CST90677 - Prop Rltd Ch < 18 in Oth, no S < Pov Lev

Type	Numeric (Double)
CST90677	Proportion Related Children Under 18 years in "Other Family" (Male or Female Householder, No Spouse Present) Families with Income in 1989 Below Poverty Level
OutputVariableName	output_CST90677

 TST90677 - Prop Rltd Ch < 18 in Oth, no S < Pov Lev

Type	Numeric (Double)
TST90677	Proportion Related Children Under 18 years in "Other Family" (Male or Female Householder, No Spouse Present) Families with Income in 1989 Below Poverty Level
OutputVariableName	output_TST90677

 BST90677 - Prop Rltd Ch < 18 in Oth, no S < Pov Lev

Type	Numeric (Double)
BST90677	Proportion Related Children Under 18 years in "Other Family" (Male or Female Householder, No Spouse Present) Families with Income in 1989 Below Poverty Level
OutputVariableName	output_BST90677

 CST90678 - Prop 3+ Yrs in Preprimary - Private

Type	Numeric (Double)
CST90678	Proportion Aged 3 Years and Over in Preprimary School that are Enrolled in Private School
OutputVariableName	output_CST90678

 TST90678 - Prop 3+ Yrs in Preprimary - Private

Type	Numeric (Double)
TST90678	Proportion Aged 3 Years and Over in Preprimary School that are Enrolled in Private School
OutputVariableName	output_TST90678

 BST90678 - Prop 3+ Yrs in Preprimary - Private

Type	Numeric (Double)
------	------------------

BST90678	Proportion Aged 3 Years and Over in Preprimary School that are Enrolled in Private School
OutputVariableName	output_BST90678

CST90679 - Prop 3+ Yrs in Elem or HS - Private

Type	Numeric (Double)
CST90679	Proportion Aged 3 Years and Over in Elementary or High School that are Enrolled in Private School
OutputVariableName	output_CST90679

TST90679 - Prop 3+ Yrs in Elem or HS - Private

Type	Numeric (Double)
TST90679	Proportion Aged 3 Years and Over in Elementary or High School that are Enrolled in Private School
OutputVariableName	output_TST90679

BST90679 - Prop 3+ Yrs in Elem or HS - Private

Type	Numeric (Double)
BST90679	Proportion Aged 3 Years and Over in Elementary or High School that are Enrolled in Private School
OutputVariableName	output_BST90679

CST90680 - Prop Aged 25+ W/O HS Diploma or Equiv

Type	Numeric (Double)
CST90680	Proportion Aged 25+ with No High School Diploma or Equivalency
OutputVariableName	output_CST90680

TST90680 - Prop Aged 25+ W/O HS Diploma or Equiv

Type	Numeric (Double)
TST90680	Proportion Aged 25+ with No High School Diploma or Equivalency
OutputVariableName	output_TST90680

BST90680 - Prop Aged 25+ W/O HS Diploma or Equiv

Type	Numeric (Double)
BST90680	Proportion Aged 25+ with No High School Diploma or Equivalency
OutputVariableName	output_BST90680

 CST90681 - Prop Whites 25+ W/O HS Dip or Equiv

Type	Numeric (Double)
CST90681	Proportion Whites Aged 25+ with No High School Diploma or Equivalency
OutputVariableName	output_CST90681

 TST90681 - Prop Whites 25+ W/O HS Dip or Equiv

Type	Numeric (Double)
TST90681	Proportion Whites Aged 25+ with No High School Diploma or Equivalency
OutputVariableName	output_TST90681

 BST90681 - Prop Whites 25+ W/O HS Dip or Equiv

Type	Numeric (Double)
BST90681	Proportion Whites Aged 25+ with No High School Diploma or Equivalency
OutputVariableName	output_BST90681

 CST90682 - Prop Blacks 25+ W/O HS Dip or Equiv

Type	Numeric (Double)
CST90682	Proportion Blacks Aged 25+ with No High School Diploma or Equivalency
OutputVariableName	output_CST90682

 TST90682 - Prop Blacks 25+ W/O HS Dip or Equiv

Type	Numeric (Double)
TST90682	Proportion Blacks Aged 25+ with No High School Diploma or Equivalency
OutputVariableName	output_TST90682

 BST90682 - Prop Blacks 25+ W/O HS Dip or Equiv

Type	Numeric (Double)
BST90682	Proportion Blacks Aged 25+ with No High School Diploma or Equivalency
OutputVariableName	output_BST90682

 CST90683 - Prop Asian/Pac Isl 25+ W/O HS Dip/Equiv

Type	Numeric (Double)
CST90683	Proportion Asian or Pacific Islanders Aged 25+ with No High School Diploma or Equivalency

OutputVariableName	output_CST90683
--------------------	-----------------

TST90683 - Prop Asian/Pac Isl 25+ W/O HS Dip/Equiv

Type	Numeric (Double)
TST90683	Proportion Asian or Pacific Islanders Aged 25+ with No High School Diploma or Equivalency
OutputVariableName	output_TST90683

BST90683 - Prop Asian/Pac Isl 25+ W/O HS Dip/Equiv

Type	Numeric (Double)
BST90683	Proportion Asian or Pacific Islanders Aged 25+ with No High School Diploma or Equivalency
OutputVariableName	output_BST90683

CST90684 - Prop Others 25+ W/O HS Dip or Equiv

Type	Numeric (Double)
CST90684	Proportion Others Aged 25+ with No High School Diploma or Equivalency
OutputVariableName	output_CST90684

TST90684 - Prop Others 25+ W/O HS Dip or Equiv

Type	Numeric (Double)
TST90684	Proportion Others Aged 25+ with No High School Diploma or Equivalency
OutputVariableName	output_TST90684

BST90684 - Prop Others 25+ W/O HS Dip or Equiv

Type	Numeric (Double)
BST90684	Proportion Others Aged 25+ with No High School Diploma or Equivalency
OutputVariableName	output_BST90684

CST90685 - Prop Hispanics 25+ W/O HS Dip or Equiv

Type	Numeric (Double)
CST90685	Proportion Hispanics Aged 25+ with No High School Diploma or Equivalency
OutputVariableName	output_CST90685

TST90685 - Prop Hispanics 25+ W/O HS Dip or Equiv

Type	Numeric (Double)
TST90685	Proportion Hispanics Aged 25+ with No High School Diploma or Equivalency
OutputVariableName	output_TST90685

BST90685 - Prop Hispanics 25+ W/O HS Dip or Equiv

Type	Numeric (Double)
BST90685	Proportion Hispanics Aged 25+ with No High School Diploma or Equivalency
OutputVariableName	output_BST90685

CST90686 - Prop Aged 25+ W/ College Degree +

Type	Numeric (Double)
CST90686	Proportion Aged 25+ with College Degree or More
OutputVariableName	output_CST90686

TST90686 - Prop Aged 25+ W/ College Degree +

Type	Numeric (Double)
TST90686	Proportion Aged 25+ with College Degree or More
OutputVariableName	output_TST90686

BST90686 - Prop Aged 25+ W/ College Degree +

Type	Numeric (Double)
BST90686	Proportion Aged 25+ with College Degree or More
OutputVariableName	output_BST90686

CST90687 - Prop Whites 25+ W/ College Degree +

Type	Numeric (Double)
CST90687	Proportion Whites Aged 25+ with College Degree or More
OutputVariableName	output_CST90687

TST90687 - Prop Whites 25+ W/ College Degree +

Type	Numeric (Double)
TST90687	Proportion Whites Aged 25+ with College Degree or More
OutputVariableName	output_TST90687

BST90687 - Prop Whites 25+ W/ College Degree +

Type	Numeric (Double)
BST90687	Proportion Whites Aged 25+ with College Degree or More
OutputVariableName	output_BST90687

CST90688 - Prop Blacks 25+ W/ College Degree +

Type	Numeric (Double)
CST90688	Proportion Blacks Aged 25+ with College Degree or More
OutputVariableName	output_CST90688

TST90688 - Prop Blacks 25+ W/ College Degree +

Type	Numeric (Double)
TST90688	Proportion Blacks Aged 25+ with College Degree or More
OutputVariableName	output_TST90688

BST90688 - Prop Blacks 25+ W/ College Degree +

Type	Numeric (Double)
BST90688	Proportion Blacks Aged 25+ with College Degree or More
OutputVariableName	output_BST90688

CST90689 - Prop Asian/Pac Isl 25+ W/ Coll Deg +

Type	Numeric (Double)
CST90689	Proportion Asians or Pacific Islanders Aged 25+ with College Degree or More
OutputVariableName	output_CST90689

TST90689 - Prop Asian/Pac Isl 25+ W/ Coll Deg +

Type	Numeric (Double)
TST90689	Proportion Asians or Pacific Islanders Aged 25+ with College Degree or More
OutputVariableName	output_TST90689

BST90689 - Prop Asian/Pac Isl 25+ W/ Coll Deg +

Type	Numeric (Double)
BST90689	Proportion Asians or Pacific Islanders Aged 25+ with College Degree or More
OutputVariableName	output_BST90689

CST90690 - Prop Others 25+ W/ College Degree +

Type	Numeric (Double)
CST90690	Proportion Others Aged 25+ with College Degree or More
OutputVariableName	output_CST90690

TST90690 - Prop Others 25+ W/ College Degree +

Type	Numeric (Double)
TST90690	Proportion Others Aged 25+ with College Degree or More
OutputVariableName	output_TST90690

BST90690 - Prop Others 25+ W/ College Degree +

Type	Numeric (Double)
BST90690	Proportion Others Aged 25+ with College Degree or More
OutputVariableName	output_BST90690

CST90691 - Prop Hispanics 25+ W/ College Degree +

Type	Numeric (Double)
CST90691	Proportion Hispanics Aged 25+ with College Degree or More
OutputVariableName	output_CST90691

TST90691 - Prop Hispanics 25+ W/ College Degree +

Type	Numeric (Double)
TST90691	Proportion Hispanics Aged 25+ with College Degree or More
OutputVariableName	output_TST90691

BST90691 - Prop Hispanics 25+ W/ College Degree +

Type	Numeric (Double)
BST90691	Proportion Hispanics Aged 25+ with College Degree or More
OutputVariableName	output_BST90691

CST90692 - Prop Aged 18+ W/O HS Diploma or Equiv

Type	Numeric (Double)
CST90692	Proportion Aged 18 Years and Over with No High School Diploma or Equivalency
OutputVariableName	output_CST90692

 TST90692 - Prop Aged 18+ W/O HS Diploma or Equiv

Type	Numeric (Double)
TST90692	Proportion Aged 18 Years and Over with No High School Diploma or Equivalency
OutputVariableName	output_TST90692

 BST90692 - Prop Aged 18+ W/O HS Diploma or Equiv

Type	Numeric (Double)
BST90692	Proportion Aged 18 Years and Over with No High School Diploma or Equivalency
OutputVariableName	output_BST90692

 CST90693 - Prop Aged 18+ W/ College Degree +

Type	Numeric (Double)
CST90693	Proportion Aged 18 Years and Over with College Degree or More
OutputVariableName	output_CST90693

 TST90693 - Prop Aged 18+ W/ College Degree +

Type	Numeric (Double)
TST90693	Proportion Aged 18 Years and Over with College Degree or More
OutputVariableName	output_TST90693

 BST90693 - Prop Aged 18+ W/ College Degree +

Type	Numeric (Double)
BST90693	Proportion Aged 18 Years and Over with College Degree or More
OutputVariableName	output_BST90693

 CST90694 - Prop Aged 18-24 W/O HS Dip or Equiv

Type	Numeric (Double)
CST90694	Proportion Aged 18-24 with No High School Diploma or Equivalency
OutputVariableName	output_CST90694

 TST90694 - Prop Aged 18-24 W/O HS Dip or Equiv

Type	Numeric (Double)
------	------------------

TST90694	Proportion Aged 18-24 with No High School Diploma or Equivalency
OutputVariableName	output_TST90694

BST90694 - Prop Aged 18-24 W/O HS Dip or Equiv

Type	Numeric (Double)
BST90694	Proportion Aged 18-24 with No High School Diploma or Equivalency
OutputVariableName	output_BST90694

CST90695 - Prop Aged 18-24 W/ College Degree +

Type	Numeric (Double)
CST90695	Proportion Aged 18-24 with College Degree or More
OutputVariableName	output_CST90695

TST90695 - Prop Aged 18-24 W/ College Degree +

Type	Numeric (Double)
TST90695	Proportion Aged 18-24 with College Degree or More
OutputVariableName	output_TST90695

BST90695 - Prop Aged 18-24 W/ College Degree +

Type	Numeric (Double)
BST90695	Proportion Aged 18-24 with College Degree or More
OutputVariableName	output_BST90695

CST90696 - Prop Civ Pop 16-19 In School, Total

Type	Numeric (Double)
CST90696	Proportion Civilian Population Aged 16-19 Enrolled in School
OutputVariableName	output_CST90696

TST90696 - Prop Civ Pop 16-19 In School, Total

Type	Numeric (Double)
TST90696	Proportion Civilian Population Aged 16-19 Enrolled in School
OutputVariableName	output_TST90696

BST90696 - Prop Civ Pop 16-19 In School, Total

Type	Numeric (Double)
------	------------------

BST90696	Proportion Civilian Population Aged 16-19 Enrolled in School
OutputVariableName	output_BST90696

CST90697 - Prop White Civ Pop 16-19 In School

Type	Numeric (Double)
CST90697	Proportion White Civilian Population Aged 16-19 Enrolled in School
OutputVariableName	output_CST90697

TST90697 - Prop White Civ Pop 16-19 In School

Type	Numeric (Double)
TST90697	Proportion White Civilian Population Aged 16-19 Enrolled in School
OutputVariableName	output_TST90697

BST90697 - Prop White Civ Pop 16-19 In School

Type	Numeric (Double)
BST90697	Proportion White Civilian Population Aged 16-19 Enrolled in School
OutputVariableName	output_BST90697

CST90698 - Prop Black Civ Pop 16-19 In School

Type	Numeric (Double)
CST90698	Proportion Black Civilian Population Aged 16-19 Enrolled in School
OutputVariableName	output_CST90698

TST90698 - Prop Black Civ Pop 16-19 In School

Type	Numeric (Double)
TST90698	Proportion Black Civilian Population Aged 16-19 Enrolled in School
OutputVariableName	output_TST90698

BST90698 - Prop Black Civ Pop 16-19 In School

Type	Numeric (Double)
BST90698	Proportion Black Civilian Population Aged 16-19 Enrolled in School
OutputVariableName	output_BST90698

CST90699 - Prop Asian/PI Civ Pop 16-19 In School

Type	Numeric (Double)
------	------------------

CST90699	Proportion Asian or Pacific Islander Civilian Population Aged 16-19 Enrolled in School
OutputVariableName	output_CST90699

TST90699 - Prop Asian/PI Civ Pop 16-19 In School

Type	Numeric (Double)
TST90699	Proportion Asian or Pacific Islander Civilian Population Aged 16-19 Enrolled in School
OutputVariableName	output_TST90699

BST90699 - Prop Asian/PI Civ Pop 16-19 In School

Type	Numeric (Double)
BST90699	Proportion Asian or Pacific Islander Civilian Population Aged 16-19 Enrolled in School
OutputVariableName	output_BST90699

CST90700 - Prop Other Civ Pop 16-19 In School

Type	Numeric (Double)
CST90700	Proportion Other Race Civilian Population Aged 16-19 Enrolled in School
OutputVariableName	output_CST90700

TST90700 - Prop Other Civ Pop 16-19 In School

Type	Numeric (Double)
TST90700	Proportion Other Race Civilian Population Aged 16-19 Enrolled in School
OutputVariableName	output_TST90700

BST90700 - Prop Other Civ Pop 16-19 In School

Type	Numeric (Double)
BST90700	Proportion Other Race Civilian Population Aged 16-19 Enrolled in School
OutputVariableName	output_BST90700

CST90701 - Prop Hispanic Civ Pop 16-19 In School


Type	Numeric (Double)
CST90701	Proportion Hispanic Civilian Population Aged 16-19 Enrolled in School
OutputVariableName	output_CST90701

 TST90701 - Prop Hispanic Civ Pop 16-19 In School


Type	Numeric (Double)
TST90701	Proportion Hispanic Civilian Population Aged 16-19 Enrolled in School
OutputVariableName	output_TST90701

 BST90701 - Prop Hispanic Civ Pop 16-19 In School


Type	Numeric (Double)
BST90701	Proportion Hispanic Civilian Population Aged 16-19 Enrolled in School
OutputVariableName	output_BST90701

 CST90702 - Prop 16-19, not in Schl/ArmForc-NoGrad


Type	Numeric (Double)
CST90702	Proportion Aged 16-19 Not in School or Armed Forces and Not High School Graduate
OutputVariableName	output_CST90702

 TST90702 - Prop 16-19, not in Schl/ArmForc-NoGrad

Type	Numeric (Double)
TST90702	Proportion Aged 16-19 Not in School or Armed Forces and Not High School Graduate
OutputVariableName	output_TST90702

 BST90702 - Prop 16-19, not in Schl/ArmForc-NoGrad

Type	Numeric (Double)
BST90702	Proportion Aged 16-19 Not in School or Armed Forces and Not High School Graduate
OutputVariableName	output_BST90702

 CST90703 - Prop Wh 16-19, not in Schl/ArmForc-NoG

Type	Numeric (Double)
CST90703	Proportion Whites Aged 16-19 Not in School or Armed Forces and Not High School Graduate
OutputVariableName	output_CST90703

 TST90703 - Prop Wh 16-19, not in Schl/ArmForc-NoG

Type	Numeric (Double)
TST90703	Proportion Whites Aged 16-19 Not in School or Armed Forces and Not High School Graduate
OutputVariableName	output_TST90703

 BST90703 - Prop Wh 16-19, not in Schl/ArmForc-NoG

Type	Numeric (Double)
BST90703	Proportion Whites Aged 16-19 Not in School or Armed Forces and Not High School Graduate
OutputVariableName	output_BST90703

 CST90704 - Prop Bl 16-19, not in Schl/ArmForc-NoG


Type	Numeric (Double)
CST90704	Proportion Blacks Aged 16-19 Not in School or Armed Forces and Not High School Graduate
OutputVariableName	output_CST90704

 TST90704 - Prop Bl 16-19, not in Schl/ArmForc-NoG

Type	Numeric (Double)
TST90704	Proportion Blacks Aged 16-19 Not in School or Armed Forces and Not High School Graduate
OutputVariableName	output_TST90704

 BST90704 - Prop Bl 16-19, not in Schl/ArmForc-NoG

Type	Numeric (Double)
BST90704	Proportion Blacks Aged 16-19 Not in School or Armed Forces and Not High School Graduate
OutputVariableName	output_BST90704

 CST90705 - Prop A/PI 16-19, not in Schl/ArmForc-NoG


Type	Numeric (Double)
CST90705	Proportion Asians or Pacific Islanders Aged 16-19 Not in School or Armed Forces and Not High School Graduate
OutputVariableName	output_CST90705

 TST90705 - Prop A/PI 16-19, not in Schl/ArmForc-NoG


Type	Numeric (Double)
TST90705	Proportion Asians or Pacific Islanders Aged 16-19 Not in School or Armed Forces and Not High School Graduate
OutputVariableName	output_TST90705

 BST90705 - Prop A/PI 16-19, not in Schl/ArmForc-NoG


Type	Numeric (Double)
BST90705	Proportion Asians or Pacific Islanders Aged 16-19 Not in School or Armed Forces and Not High School Graduate
OutputVariableName	output_BST90705

 CST90706 - Prop Oth 16-19, not in Schl/ArmForc-NoG

Type	Numeric (Double)
CST90706	Proportion Others Aged 16-19 Not in School or Armed Forces and Not High School Graduate
OutputVariableName	output_CST90706

 TST90706 - Prop Oth 16-19, not in Schl/ArmForc-NoG


Type	Numeric (Double)
TST90706	Proportion Others Aged 16-19 Not in School or Armed Forces and Not High School Graduate
OutputVariableName	output_TST90706

 BST90706 - Prop Oth 16-19, not in Schl/ArmForc-NoG


Type	Numeric (Double)
BST90706	Proportion Others Aged 16-19 Not in School or Armed Forces and Not High School Graduate
OutputVariableName	output_BST90706

 CST90707 - Prop H 16-19, not in Schl/ArmForc-NoGrad

Type	Numeric (Double)
CST90707	Proportion Hispanics Aged 16-19 Not in School or Armed Forces and Not High School Graduate
OutputVariableName	output_CST90707

 TST90707 - Prop H 16-19, not in Schl/ArmForc-NoGrad


Type	Numeric (Double)
TST90707	Proportion Hispanics Aged 16-19 Not in School or Armed Forces and Not High School Graduate
OutputVariableName	output_TST90707

 BST90707 - Prop H 16-19, not in Schl/ArmForc-NoGrad


Type	Numeric (Double)
BST90707	Proportion Hispanics Aged 16-19 Not in School or Armed Forces and Not High School Graduate
OutputVariableName	output_BST90707

 CST90708 - Prop 16-19, not in Schl/LaborForc-NoGrad

Type	Numeric (Double)
CST90708	Proportion Aged 16-19 Not in School or Armed Forces, Not High School Graduate and Not in Labor Force
OutputVariableName	output_CST90708

 TST90708 - Prop 16-19, not in Schl/LaborForc-NoGrad

Type	Numeric (Double)
TST90708	Proportion Aged 16-19 Not in School or Armed Forces, Not High School Graduate and Not in Labor Force
OutputVariableName	output_TST90708

 BST90708 - Prop 16-19, not in Schl/LaborForc-NoGrad

Type	Numeric (Double)
BST90708	Proportion Aged 16-19 Not in School or Armed Forces, Not High School Graduate and Not in Labor Force
OutputVariableName	output_BST90708

 CST90709 - Prop Wh 16-19, not in Schl/LabForc-NoG

Type	Numeric (Double)
CST90709	Proportion Whites Aged 16-19 Not in School or Armed Forces, Not High School Graduate and Not in Labor Force
OutputVariableName	output_CST90709

 TST90709 - Prop Wh 16-19, not in Schl/LabForc-NoG

Type	Numeric (Double)
TST90709	Proportion Whites Aged 16-19 Not in School or Armed Forces, Not High School Graduate and Not in Labor Force
OutputVariableName	output_TST90709

 BST90709 - Prop Wh 16-19, not in Schl/LabForc-NoG

Type	Numeric (Double)
BST90709	Proportion Whites Aged 16-19 Not in School or Armed Forces, Not High School Graduate and Not in Labor Force
OutputVariableName	output_BST90709

 CST90710 - Prop Bl 16-19, not in Schl/LabForc-NoG


Type	Numeric (Double)
CST90710	Proportion Blacks Aged 16-19 Not in School or Armed Forces, Not High School Graduate and Not in Labor Force
OutputVariableName	output_CST90710

 TST90710 - Prop Bl 16-19, not in Schl/LabForc-NoG

Type	Numeric (Double)
TST90710	Proportion Blacks Aged 16-19 Not in School or Armed Forces, Not High School Graduate and Not in Labor Force
OutputVariableName	output_TST90710

 BST90710 - Prop Bl 16-19, not in Schl/LabForc-NoG

Type	Numeric (Double)
BST90710	Proportion Blacks Aged 16-19 Not in School or Armed Forces, Not High School Graduate and Not in Labor Force
OutputVariableName	output_BST90710

 CST90711 - Prop A/PI 16-19, not in Schl/LabForc-NoG


Type	Numeric (Double)
CST90711	Proportion Asians or Pacific Islanders Aged 16-19 Not in School or Armed Forces, Not High School Graduate and Not in Labor Force
OutputVariableName	output_CST90711

 TST90711 - Prop A/PI 16-19, not in Schl/LabForc-NoG


Type	Numeric (Double)
TST90711	Proportion Asians or Pacific Islanders Aged 16-19 Not in School or Armed Forces, Not High School Graduate and Not in Labor Force
OutputVariableName	output_TST90711

 BST90711 - Prop A/PI 16-19, not in Schl/LabForc-NoG


Type	Numeric (Double)
BST90711	Proportion Asians or Pacific Islanders Aged 16-19 Not in School or Armed Forces, Not High School Graduate and Not in Labor Force
OutputVariableName	output_BST90711

 CST90712 - Prop Oth 16-19, not in Schl/LabForc-NoG

Type	Numeric (Double)
CST90712	Proportion Others Aged 16-19 Not in School or Armed Forces, Not High School Graduate and Not in Labor Force
OutputVariableName	output_CST90712

 TST90712 - Prop Oth 16-19, not in Schl/LabForc-NoG


Type	Numeric (Double)
TST90712	Proportion Others Aged 16-19 Not in School or Armed Forces, Not High School Graduate and Not in Labor Force
OutputVariableName	output_TST90712

 BST90712 - Prop Oth 16-19, not in Schl/LabForc-NoG


Type	Numeric (Double)
BST90712	Proportion Others Aged 16-19 Not in School or Armed Forces, Not High School Graduate and Not in Labor Force
OutputVariableName	output_BST90712

 CST90713 - Prop H 16-19, not in Schl/LabForc-NoGrad

Type	Numeric (Double)
CST90713	Proportion Hispanics Aged 16-19 Not in School or Armed Forces, Not High School Graduate and Not in Labor Force
OutputVariableName	output_CST90713

 TST90713 - Prop H 16-19, not in Schl/LabForc-NoGrad

Type	Numeric (Double)
TST90713	Proportion Hispanics Aged 16-19 Not in School or Armed Forces, Not High School Graduate and Not in Labor Force
OutputVariableName	output_TST90713

 BST90713 - Prop H 16-19, not in Schl/LabForc-NoGrad

Type	Numeric (Double)
BST90713	Proportion Hispanics Aged 16-19 Not in School or Armed Forces, Not High School Graduate and Not in Labor Force
OutputVariableName	output_BST90713

 CST90714 - Prop Civ Labor Force that is Female

Type	Numeric (Double)
CST90714	Proportion of Civilian Labor Force that is Female
OutputVariableName	output_CST90714

 TST90714 - Prop Civ Labor Force that is Female

Type	Numeric (Double)
TST90714	Proportion of Civilian Labor Force that is Female
OutputVariableName	output_TST90714

 BST90714 - Prop Civ Labor Force that is Female

Type	Numeric (Double)
BST90714	Proportion of Civilian Labor Force that is Female
OutputVariableName	output_BST90714

 CST90715 - Prop Fems 16+ in Civ Labor Force

Type	Numeric (Double)
CST90715	Proportion Females (Not in the Armed Forces) Aged 16 Years and Over in the Civilian Labor Force
OutputVariableName	output_CST90715

 TST90715 - Prop Fems 16+ in Civ Labor Force

Type	Numeric (Double)
TST90715	Proportion Females (Not in the Armed Forces) Aged 16 Years and Over in the Civilian Labor Force
OutputVariableName	output_TST90715

BST90715 - Prop Fems 16+ in Civ Labor Force

Type	Numeric (Double)
BST90715	Proportion Females (Not in the Armed Forces) Aged 16 Years and Over in the Civilian Labor Force
OutputVariableName	output_BST90715

CST90716 - Prop White Fems 16+ in Civ Labor Force

Type	Numeric (Double)
CST90716	Proportion White Females (Not in the Armed Forces) Aged 16+ Years in the Civilian Labor Force
OutputVariableName	output_CST90716

TST90716 - Prop White Fems 16+ in Civ Labor Force

Type	Numeric (Double)
TST90716	Proportion White Females (Not in the Armed Forces) Aged 16+ Years in the Civilian Labor Force
OutputVariableName	output_TST90716

BST90716 - Prop White Fems 16+ in Civ Labor Force

Type	Numeric (Double)
BST90716	Proportion White Females (Not in the Armed Forces) Aged 16+ Years in the Civilian Labor Force
OutputVariableName	output_BST90716

CST90717 - Prop Black Fems 16+ in Civ Labor Force

Type	Numeric (Double)
CST90717	Proportion Black Females (Not in the Armed Forces) Aged 16+ Years in the Civilian Labor Force
OutputVariableName	output_CST90717

TST90717 - Prop Black Fems 16+ in Civ Labor Force

Type	Numeric (Double)
TST90717	Proportion Black Females (Not in the Armed Forces) Aged 16+ Years in the Civilian Labor Force
OutputVariableName	output_TST90717

BST90717 - Prop Black Fems 16+ in Civ Labor Force

Type	Numeric (Double)
BST90717	Proportion Black Females (Not in the Armed Forces) Aged 16+ Years in the Civilian Labor Force
OutputVariableName	output_BST90717

CST90718 - Prop A/PI Fems 16+ in Civ Labor Force

Type	Numeric (Double)
CST90718	Proportion Asian or Pacific Islander Females (Not in the Armed Forces) Aged 16+ Years in the Civilian Labor Force
OutputVariableName	output_CST90718

TST90718 - Prop A/PI Fems 16+ in Civ Labor Force

Type	Numeric (Double)
TST90718	Proportion Asian or Pacific Islander Females (Not in the Armed Forces) Aged 16+ Years in the Civilian Labor Force
OutputVariableName	output_TST90718

BST90718 - Prop A/PI Fems 16+ in Civ Labor Force

Type	Numeric (Double)
BST90718	Proportion Asian or Pacific Islander Females (Not in the Armed Forces) Aged 16+ Years in the Civilian Labor Force
OutputVariableName	output_BST90718

CST90719 - Prop Other Fems 16+ in Civ Labor Force

Type	Numeric (Double)
CST90719	Proportion Other Females (Not in the Armed Forces) Aged 16+ Years in the Civilian Labor Force
OutputVariableName	output_CST90719

TST90719 - Prop Other Fems 16+ in Civ Labor Force

Type	Numeric (Double)
TST90719	Proportion Other Females (Not in the Armed Forces) Aged 16+ Years in the Civilian Labor Force
OutputVariableName	output_TST90719

BST90719 - Prop Other Fems 16+ in Civ Labor Force

Type	Numeric (Double)
BST90719	Proportion Other Females (Not in the Armed Forces) Aged 16+ Years in the Civilian Labor Force
OutputVariableName	output_BST90719

CST90720 - Prop Hisp Fems 16+ in Civ Labor Force

Type	Numeric (Double)
CST90720	Proportion Hispanic Females (Not in the Armed Forces) Aged 16+ Years in the Civilian Labor Force
OutputVariableName	output_CST90720

TST90720 - Prop Hisp Fems 16+ in Civ Labor Force

Type	Numeric (Double)
TST90720	Proportion Hispanic Females (Not in the Armed Forces) Aged 16+ Years in the Civilian Labor Force
OutputVariableName	output_TST90720

BST90720 - Prop Hisp Fems 16+ in Civ Labor Force

Type	Numeric (Double)
BST90720	Proportion Hispanic Females (Not in the Armed Forces) Aged 16+ Years in the Civilian Labor Force
OutputVariableName	output_BST90720

CST90721 - Prop Fems 16+, Wrkd in 1989

Type	Numeric (Double)
CST90721	Proportion Females Aged 16 Years and Over Who Worked in 1989
OutputVariableName	output_CST90721

TST90721 - Prop Fems 16+, Wrkd in 1989

Type	Numeric (Double)
------	------------------

TST90721	Proportion Females Aged 16 Years and Over Who Worked in 1989
OutputVariableName	output_TST90721

BST90721 - Prop Fems 16+, Wrkd in 1989

Type	Numeric (Double)
BST90721	Proportion Females Aged 16 Years and Over Who Worked in 1989
OutputVariableName	output_BST90721

CST90722 - Prop Fems 16+, Wrkd 48Wks - 35+ Hrs/Wk

Type	Numeric (Double)
CST90722	Proportion Females Aged 16 Years and Over Who Usually Worked 35 or More Hours per Week for 48 Weeks or More in 1989
OutputVariableName	output_CST90722

TST90722 - Prop Fems 16+, Wrkd 48Wks - 35+ Hrs/Wk

Type	Numeric (Double)
TST90722	Proportion Females Aged 16 Years and Over Who Usually Worked 35 or More Hours per Week for 48 Weeks or More in 1989
OutputVariableName	output_TST90722

BST90722 - Prop Fems 16+, Wrkd 48Wks - 35+ Hrs/Wk

Type	Numeric (Double)
BST90722	Proportion Females Aged 16 Years and Over Who Usually Worked 35 or More Hours per Week for 48 Weeks or More in 1989
OutputVariableName	output_BST90722

CST90723 - Prop Fems 16+, Wrkd 48Wks - 15-34 Hrs/Wk

Type	Numeric (Double)
CST90723	Proportion Females Aged 16 Years and Over Who Usually Worked 15-34 or More Hours per Week for 48 Weeks or More in 1989
OutputVariableName	output_CST90723

TST90723 - Prop Fems 16+, Wrkd 48Wks - 15-34 Hrs/Wk

Type	Numeric (Double)
TST90723	Proportion Females Aged 16 Years and Over Who Usually Worked 15-34 or More Hours per Week for 48 Weeks or More in 1989

OutputVariableName	output_TST90723
--------------------	-----------------

BST90723 - Prop Fems 16+, Wrkd 48Wks - 15-34 Hrs/Wk

Type	Numeric (Double)
BST90723	Proportion Females Aged 16 Years and Over Who Usually Worked 15-34 or More Hours per Week for 48 Weeks or More in 1989
OutputVariableName	output_BST90723

CST90724 - Wrk Fems, Prop Wrkd 48Wks 35+ Hrs/Wk

Type	Numeric (Double)
CST90724	Among Females Aged 16 Years and Over Who Worked in 1989, Proportion Who Usually Worked 35 or More Hours per Week for 48 Weeks or More
OutputVariableName	output_CST90724

TST90724 - Wrk Fems, Prop Wrkd 48Wks 35+ Hrs/Wk

Type	Numeric (Double)
TST90724	Among Females Aged 16 Years and Over Who Worked in 1989, Proportion Who Usually Worked 35 or More Hours per Week for 48 Weeks or More
OutputVariableName	output_TST90724

BST90724 - Wrk Fems, Prop Wrkd 48Wks 35+ Hrs/Wk

Type	Numeric (Double)
BST90724	Among Females Aged 16 Years and Over Who Worked in 1989, Proportion Who Usually Worked 35 or More Hours per Week for 48 Weeks or More
OutputVariableName	output_BST90724

CST90725 - Wrk Fems, Prop Wrkd 48Wks 15-34 Hrs/Wk

Type	Numeric (Double)
CST90725	Among Females Aged 16 Years and Over Who Worked in 1989, Proportion Who Usually Worked 15-34 Hours per Week for 48 Weeks or More
OutputVariableName	output_CST90725

TST90725 - Wrk Fems, Prop Wrkd 48Wks 15-34 Hrs/Wk

Type	Numeric (Double)
TST90725	Among Females Aged 16 Years and Over Who Worked in 1989, Proportion Who Usually Worked 15-34 Hours per Week for 48 Weeks or More

OutputVariableName	output_TST90725
--------------------	-----------------

BST90725 - Wrk Fems, Prop Wrked 48Wks 15-34 Hrs/Wk

Type	Numeric (Double)
BST90725	Among Females Aged 16 Years and Over Who Worked in 1989, Proportion Who Usually Worked 15-34 Hours per Week for 48 Weeks or More
OutputVariableName	output_BST90725

CST90726 - Prop Fems W/Chld <6 in Labor Force

Type	Numeric (Double)
CST90726	Proportion Females Aged 16 Years and Over with Own Children Under 6 Years Only in the Labor Force
OutputVariableName	output_CST90726

TST90726 - Prop Fems W/Chld <6 in Labor Force

Type	Numeric (Double)
TST90726	Proportion Females Aged 16 Years and Over with Own Children Under 6 Years Only in the Labor Force
OutputVariableName	output_TST90726

BST90726 - Prop Fems W/Chld <6 in Labor Force

Type	Numeric (Double)
BST90726	Proportion Females Aged 16 Years and Over with Own Children Under 6 Years Only in the Labor Force
OutputVariableName	output_BST90726

CST90727 - Prop Fems W/Chld 6-17 in Labor Force

Type	Numeric (Double)
CST90727	Proportion Females Aged 16 Years and Over with Own Children Aged 6-17 Years Only in the Labor Force
OutputVariableName	output_CST90727

TST90727 - Prop Fems W/Chld 6-17 in Labor Force

Type	Numeric (Double)
TST90727	Proportion Females Aged 16 Years and Over with Own Children Aged 6-17 Years Only in the Labor Force

OutputVariableName	output_TST90727
--------------------	-----------------

BST90727 - Prop Fems W/Chld 6-17 in Labor Force

Type	Numeric (Double)
BST90727	Proportion Females Aged 16 Years and Over with Own Children Aged 6-17 Years Only in the Labor Force
OutputVariableName	output_BST90727

CST90728 - Prop Fems W/Chld <6 & 6-17 in Labor Forc

Type	Numeric (Double)
CST90728	Proportion Females Aged 16 Years and Over with Own Children Under 6 Years and Aged 6-17 Years in the Labor Force
OutputVariableName	output_CST90728

TST90728 - Prop Fems W/Chld <6 & 6-17 in Labor Forc

Type	Numeric (Double)
TST90728	Proportion Females Aged 16 Years and Over with Own Children Under 6 Years and Aged 6-17 Years in the Labor Force
OutputVariableName	output_TST90728

BST90728 - Prop Fems W/Chld <6 & 6-17 in Labor Forc

Type	Numeric (Double)
BST90728	Proportion Females Aged 16 Years and Over with Own Children Under 6 Years and Aged 6-17 Years in the Labor Force
OutputVariableName	output_BST90728

CST90729 - Prop Fems W/Chld <18 in Labor Force

Type	Numeric (Double)
CST90729	Proportion Females Aged 16 Years and Over with Own Children Under 18 Years in the Labor Force
OutputVariableName	output_CST90729

TST90729 - Prop Fems W/Chld <18 in Labor Force

Type	Numeric (Double)
TST90729	Proportion Females Aged 16 Years and Over with Own Children Under 18 Years in the Labor Force

OutputVariableName	output_TST90729
--------------------	-----------------

BST90729 - Prop Fems W/Chld <18 in Labor Force

Type	Numeric (Double)
BST90729	Proportion Females Aged 16 Years and Over with Own Children Under 18 Years in the Labor Force
OutputVariableName	output_BST90729

CST90730 - Prop Fems W/O Chld <18 in Labor Force

Type	Numeric (Double)
CST90730	Proportion Females Aged 16 Years and Over with No Children Under 18 Years in the Labor Force
OutputVariableName	output_CST90730

TST90730 - Prop Fems W/O Chld <18 in Labor Force

Type	Numeric (Double)
TST90730	Proportion Females Aged 16 Years and Over with No Children Under 18 Years in the Labor Force
OutputVariableName	output_TST90730

BST90730 - Prop Fems W/O Chld <18 in Labor Force

Type	Numeric (Double)
BST90730	Proportion Females Aged 16 Years and Over with No Children Under 18 Years in the Labor Force
OutputVariableName	output_BST90730

CST90731 - Female Labor Force Opportunity Index

Type	Numeric (Double)
CST90731	Females Labor Force Opportunity Index - County
OutputVariableName	output_CST90731

CST90732 - Prop Males 16+ in Civilian Labor Force

Type	Numeric (Double)
CST90732	Proportion Males (Not in the Armed Forces) Aged 16 Years and Over in the Civilian Labor Force
OutputVariableName	output_CST90732

 TST90732 - Prop Males 16+ in Civilian Labor Force

Type	Numeric (Double)
TST90732	Proportion Males (Not in the Armed Forces) Aged 16 Years and Over in the Civilian Labor Force
OutputVariableName	output_TST90732

 BST90732 - Prop Males 16+ in Civilian Labor Force

Type	Numeric (Double)
BST90732	Proportion Males (Not in the Armed Forces) Aged 16 Years and Over in the Civilian Labor Force
OutputVariableName	output_BST90732

 CST90733 - Prop White Males 16+ in Civ Labor Force

Type	Numeric (Double)
CST90733	Proportion White Males (Not in the Armed Forces) Aged 16+ Years in the Civilian Labor Force
OutputVariableName	output_CST90733

 TST90733 - Prop White Males 16+ in Civ Labor Force

Type	Numeric (Double)
TST90733	Proportion White Males (Not in the Armed Forces) Aged 16+ Years in the Civilian Labor Force
OutputVariableName	output_TST90733

 BST90733 - Prop White Males 16+ in Civ Labor Force

Type	Numeric (Double)
BST90733	Proportion White Males (Not in the Armed Forces) Aged 16+ Years in the Civilian Labor Force
OutputVariableName	output_BST90733

 CST90734 - Prop Black Males 16+ in Civ Labor Force

Type	Numeric (Double)
CST90734	Proportion Black Males (Not in the Armed Forces) Aged 16+ Years in the Civilian Labor Force
OutputVariableName	output_CST90734

 TST90734 - Prop Black Males 16+ in Civ Labor Force

Type	Numeric (Double)
TST90734	Proportion Black Males (Not in the Armed Forces) Aged 16+ Years in the Civilian Labor Force
OutputVariableName	output_TST90734

 BST90734 - Prop Black Males 16+ in Civ Labor Force

Type	Numeric (Double)
BST90734	Proportion Black Males (Not in the Armed Forces) Aged 16+ Years in the Civilian Labor Force
OutputVariableName	output_BST90734

 CST90735 - Prop As/PI Males 16+ in Civ Labor Force

Type	Numeric (Double)
CST90735	Proportion Asian or Pacific Islander Males (Not in the Armed Forces) Aged 16+ Years in the Civilian Labor Force
OutputVariableName	output_CST90735

 TST90735 - Prop As/PI Males 16+ in Civ Labor Force

Type	Numeric (Double)
TST90735	Proportion Asian or Pacific Islander Males (Not in the Armed Forces) Aged 16+ Years in the Civilian Labor Force
OutputVariableName	output_TST90735

 BST90735 - Prop As/PI Males 16+ in Civ Labor Force

Type	Numeric (Double)
BST90735	Proportion Asian or Pacific Islander Males (Not in the Armed Forces) Aged 16+ Years in the Civilian Labor Force
OutputVariableName	output_BST90735

 CST90736 - Prop Other Males 16+ in Civ Labor Force

Type	Numeric (Double)
CST90736	Proportion Other Males (Not in the Armed Forces) Aged 16+ Years in the Civilian Labor Force
OutputVariableName	output_CST90736

 TST90736 - Prop Other Males 16+ in Civ Labor Force

Type	Numeric (Double)
TST90736	Proportion Other Males (Not in the Armed Forces) Aged 16+ Years in the Civilian Labor Force
OutputVariableName	output_TST90736

 BST90736 - Prop Other Males 16+ in Civ Labor Force

Type	Numeric (Double)
BST90736	Proportion Other Males (Not in the Armed Forces) Aged 16+ Years in the Civilian Labor Force
OutputVariableName	output_BST90736

 CST90737 - Prop Hisp Males 16+ in Civ Labor Force

Type	Numeric (Double)
CST90737	Proportion Hispanic Males (Not in the Armed Forces) Aged 16+ Years in the Civilian Labor Force
OutputVariableName	output_CST90737

 TST90737 - Prop Hisp Males 16+ in Civ Labor Force

Type	Numeric (Double)
TST90737	Proportion Hispanic Males (Not in the Armed Forces) Aged 16+ Years in the Civilian Labor Force
OutputVariableName	output_TST90737

 BST90737 - Prop Hisp Males 16+ in Civ Labor Force

Type	Numeric (Double)
BST90737	Proportion Hispanic Males (Not in the Armed Forces) Aged 16+ Years in the Civilian Labor Force
OutputVariableName	output_BST90737

 CST90738 - Prop Males 16+, Wrkd in 1989


Type	Numeric (Double)
CST90738	Proportion Males Aged 16 Years and Over Who Worked in 1989
OutputVariableName	output_CST90738

 TST90738 - Prop Males 16+, Wrkd in 1989

Type	Numeric (Double)
TST90738	Proportion Males Aged 16 Years and Over Who Worked in 1989
OutputVariableName	output_TST90738

 BST90738 - Prop Males 16+, Wrkd in 1989

Type	Numeric (Double)
BST90738	Proportion Males Aged 16 Years and Over Who Worked in 1989
OutputVariableName	output_BST90738

 CST90739 - Prop Males 16+, Wrkd 48Wks 35 + Hrs/Wk

Type	Numeric (Double)
CST90739	Proportion Males Aged 16 Years and Over Who Usually Worked 35 or More Hours per Week for 48 Weeks or More in 1989
OutputVariableName	output_CST90739

 TST90739 - Prop Males 16+, Wrkd 48Wks 35 + Hrs/Wk

Type	Numeric (Double)
TST90739	Proportion Males Aged 16 Years and Over Who Usually Worked 35 or More Hours per Week for 48 Weeks or More in 1989
OutputVariableName	output_TST90739

 BST90739 - Prop Males 16+, Wrkd 48Wks 35 + Hrs/Wk

Type	Numeric (Double)
BST90739	Proportion Males Aged 16 Years and Over Who Usually Worked 35 or More Hours per Week for 48 Weeks or More in 1989
OutputVariableName	output_BST90739

 CST90740 - Wrk Males, Prop Wrkd 48Wks 35 + Hrs/Wk

Type	Numeric (Double)
CST90740	Among Males Aged 16 Years and Over Who Worked in 1989, Proportion Who Usually Worked 35 or More Hours per Week for 48 Weeks or More
OutputVariableName	output_CST90740

 TST90740 - Wrk Males, Prop Wrkd 48Wks 35 + Hrs/Wk


Type	Numeric (Double)
TST90740	Among Males Aged 16 Years and Over Who Worked in 1989, Proportion Who Usually Worked 35 or More Hours per Week for 48 Weeks or More
OutputVariableName	output_TST90740

 BST90740 - Wrk Males, Prop Wrkd 48Wks 35 + Hrs/Wk

Type	Numeric (Double)
BST90740	Among Males Aged 16 Years and Over Who Worked in 1989, Proportion Who Usually Worked 35 or More Hours per Week for 48 Weeks or More
OutputVariableName	output_BST90740

 CST90741 - Prop of Labor Force in Armed Forces

Type	Numeric (Double)
CST90741	Proportion Persons Aged 16 Years and Over in the Labor Force Who are in the Armed Forces
OutputVariableName	output_CST90741

 TST90741 - Prop of Labor Force in Armed Forces

Type	Numeric (Double)
TST90741	Proportion Persons Aged 16 Years and Over in the Labor Force Who are in the Armed Forces
OutputVariableName	output_TST90741

 BST90741 - Prop of Labor Force in Armed Forces

Type	Numeric (Double)
BST90741	Proportion Persons Aged 16 Years and Over in the Labor Force Who are in the Armed Forces
OutputVariableName	output_BST90741

 CST90742 - Prop Males in Labor Force in ArmForces

Type	Numeric (Double)
CST90742	Proportion Males Aged 16 Years and Over in the Labor Force Who are in the Armed Forces
OutputVariableName	output_CST90742

 TST90742 - Prop Males in Labor Force in ArmForces

Type	Numeric (Double)
TST90742	Proportion Males Aged 16 Years and Over in the Labor Force Who are in the Armed Forces
OutputVariableName	output_TST90742

 BST90742 - Prop Males in Labor Force in ArmForces

Type	Numeric (Double)
BST90742	Proportion Males Aged 16 Years and Over in the Labor Force Who are in the Armed Forces
OutputVariableName	output_BST90742

 CST90743 - Prop Fems in Labor Force in ArmForces

Type	Numeric (Double)
CST90743	Proportion Females Aged 16 Years and Over in the Labor Force Who are in the Armed Forces
OutputVariableName	output_CST90743

 TST90743 - Prop Fems in Labor Force in ArmForces

Type	Numeric (Double)
TST90743	Proportion Females Aged 16 Years and Over in the Labor Force Who are in the Armed Forces
OutputVariableName	output_TST90743

 BST90743 - Prop Fems in Labor Force in ArmForces

Type	Numeric (Double)
BST90743	Proportion Females Aged 16 Years and Over in the Labor Force Who are in the Armed Forces
OutputVariableName	output_BST90743

 CST90744 - Prop Wh Males in LabForce in ArmForces

Type	Numeric (Double)
CST90744	Proportion White Males Aged 16 Years and Over in the Labor Force Who are in the Armed Forces
OutputVariableName	output_CST90744

 TST90744 - Prop Wh Males in LabForce in ArmForces

Type	Numeric (Double)
TST90744	Proportion White Males Aged 16 Years and Over in the Labor Force Who are in the Armed Forces
OutputVariableName	output_TST90744

 BST90744 - Prop Wh Males in LabForce in ArmForces

Type	Numeric (Double)
BST90744	Proportion White Males Aged 16 Years and Over in the Labor Force Who are in the Armed Forces
OutputVariableName	output_BST90744

 CST90745 - Prop Wh Fems in LabForce in ArmForces

Type	Numeric (Double)
CST90745	Proportion White Females Aged 16 Years and Over in the Labor Force Who are in the Armed Forces
OutputVariableName	output_CST90745

 TST90745 - Prop Wh Fems in LabForce in ArmForces

Type	Numeric (Double)
TST90745	Proportion White Females Aged 16 Years and Over in the Labor Force Who are in the Armed Forces
OutputVariableName	output_TST90745

 BST90745 - Prop Wh Fems in LabForce in ArmForces

Type	Numeric (Double)
BST90745	Proportion White Females Aged 16 Years and Over in the Labor Force Who are in the Armed Forces
OutputVariableName	output_BST90745

 CST90746 - Prop Bl Males in LabForce in ArmForces

Type	Numeric (Double)
CST90746	Proportion Black Males Aged 16 Years and Over in the Labor Force Who are in the Armed Forces
OutputVariableName	output_CST90746

 TST90746 - Prop BI Males in LabForce in ArmForces

Type	Numeric (Double)
TST90746	Proportion Black Males Aged 16 Years and Over in the Labor Force Who are in the Armed Forces
OutputVariableName	output_TST90746

 BST90746 - Prop BI Males in LabForce in ArmForces

Type	Numeric (Double)
BST90746	Proportion Black Males Aged 16 Years and Over in the Labor Force Who are in the Armed Forces
OutputVariableName	output_BST90746

 CST90747 - Prop BI Fems in LabForce in ArmForces

Type	Numeric (Double)
CST90747	Proportion Black Females Aged 16 Years and Over in the Labor Force Who are in the Armed Forces
OutputVariableName	output_CST90747

 TST90747 - Prop BI Fems in LabForce in ArmForces

Type	Numeric (Double)
TST90747	Proportion Black Females Aged 16 Years and Over in the Labor Force Who are in the Armed Forces
OutputVariableName	output_TST90747

 BST90747 - Prop BI Fems in LabForce in ArmForces

Type	Numeric (Double)
BST90747	Proportion Black Females Aged 16 Years and Over in the Labor Force Who are in the Armed Forces
OutputVariableName	output_BST90747

 CST90748 - Prop A/PI Males in LabForce in ArmForces

Type	Numeric (Double)
CST90748	Proportion Asian or Pacific Islander Males Aged 16 Years and Over in the Labor Force Who are in the Armed Forces
OutputVariableName	output_CST90748

 TST90748 - Prop A/PI Males in LabForce in ArmForces

Type	Numeric (Double)
TST90748	Proportion Asian or Pacific Islander Males Aged 16 Years and Over in the Labor Force Who are in the Armed Forces
OutputVariableName	output_TST90748

 BST90748 - Prop A/PI Males in LabForce in ArmForces

Type	Numeric (Double)
BST90748	Proportion Asian or Pacific Islander Males Aged 16 Years and Over in the Labor Force Who are in the Armed Forces
OutputVariableName	output_BST90748

 CST90749 - Prop A/PI Fems in LabForce in ArmForces

Type	Numeric (Double)
CST90749	Proportion Asian or Pacific Islander Females Aged 16 Years and Over in the Labor Force Who are in the Armed Forces
OutputVariableName	output_CST90749

 TST90749 - Prop A/PI Fems in LabForce in ArmForces

Type	Numeric (Double)
TST90749	Proportion Asian or Pacific Islander Females Aged 16 Years and Over in the Labor Force Who are in the Armed Forces
OutputVariableName	output_TST90749

 BST90749 - Prop A/PI Fems in LabForce in ArmForces

Type	Numeric (Double)
BST90749	Proportion Asian or Pacific Islander Females Aged 16 Years and Over in the Labor Force Who are in the Armed Forces
OutputVariableName	output_BST90749

 CST90750 - Prop Oth Males in LabForce in ArmForces

Type	Numeric (Double)
CST90750	Proportion Other Race Males Aged 16 Years and Over in the Labor Force Who are in the Armed Forces
OutputVariableName	output_CST90750

 TST90750 - Prop Oth Males in LabForce in ArmForces

Type	Numeric (Double)
TST90750	Proportion Other Race Males Aged 16 Years and Over in the Labor Force Who are in the Armed Forces
OutputVariableName	output_TST90750

 BST90750 - Prop Oth Males in LabForce in ArmForces

Type	Numeric (Double)
BST90750	Proportion Other Race Males Aged 16 Years and Over in the Labor Force Who are in the Armed Forces
OutputVariableName	output_BST90750

 CST90751 - Prop Oth Fems in LabForce in ArmForces

Type	Numeric (Double)
CST90751	Proportion Other Race Females Aged 16 Years and Over in the Labor Force Who are in the Armed Forces
OutputVariableName	output_CST90751

 TST90751 - Prop Oth Fems in LabForce in ArmForces

Type	Numeric (Double)
TST90751	Proportion Other Race Females Aged 16 Years and Over in the Labor Force Who are in the Armed Forces
OutputVariableName	output_TST90751

 BST90751 - Prop Oth Fems in LabForce in ArmForces

Type	Numeric (Double)
BST90751	Proportion Other Race Females Aged 16 Years and Over in the Labor Force Who are in the Armed Forces
OutputVariableName	output_BST90751

 CST90752 - Prop H Males in LabForce in ArmForces

Type	Numeric (Double)
CST90752	Proportion Hispanic Males Aged 16 Years and Over in the Labor Force Who are in the Armed Forces
OutputVariableName	output_CST90752

 TST90752 - Prop H Males in LabForce in ArmForces

Type	Numeric (Double)
TST90752	Proportion Hispanic Males Aged 16 Years and Over in the Labor Force Who are in the Armed Forces
OutputVariableName	output_TST90752

 BST90752 - Prop H Males in LabForce in ArmForces

Type	Numeric (Double)
BST90752	Proportion Hispanic Males Aged 16 Years and Over in the Labor Force Who are in the Armed Forces
OutputVariableName	output_BST90752

 CST90753 - Prop H Fems in LabForce in ArmForces

Type	Numeric (Double)
CST90753	Proportion Hispanic Females Aged 16 Years and Over in the Labor Force Who are in the Armed Forces
OutputVariableName	output_CST90753

 TST90753 - Prop H Fems in LabForce in ArmForces

Type	Numeric (Double)
TST90753	Proportion Hispanic Females Aged 16 Years and Over in the Labor Force Who are in the Armed Forces
OutputVariableName	output_TST90753

 BST90753 - Prop H Fems in LabForce in ArmForces

Type	Numeric (Double)
BST90753	Proportion Hispanic Females Aged 16 Years and Over in the Labor Force Who are in the Armed Forces
OutputVariableName	output_BST90753

 CST90754 - Unemployment Rate - Total

Type	Numeric (Double)
CST90754	Unemployment Rate
OutputVariableName	output_CST90754

 TST90754 - Unemployment Rate - Total

Type	Numeric (Double)
TST90754	Unemployment Rate
OutputVariableName	output_TST90754

 BST90754 - Unemployment Rate - Total

Type	Numeric (Double)
BST90754	Unemployment Rate
OutputVariableName	output_BST90754

 CST90755 - Unemployment Rate - Males

Type	Numeric (Double)
CST90755	Unemployment Rate for Males
OutputVariableName	output_CST90755

 TST90755 - Unemployment Rate - Males

Type	Numeric (Double)
TST90755	Unemployment Rate for Males
OutputVariableName	output_TST90755

 BST90755 - Unemployment Rate - Males

Type	Numeric (Double)
BST90755	Unemployment Rate for Males
OutputVariableName	output_BST90755

 CST90756 - Unemployment Rate - Females

Type	Numeric (Double)
CST90756	Unemployment Rate for Females
OutputVariableName	output_CST90756

 TST90756 - Unemployment Rate - Females

Type	Numeric (Double)
TST90756	Unemployment Rate for Females
OutputVariableName	output_TST90756

 BST90756 - Unemployment Rate - Females

Type	Numeric (Double)
BST90756	Unemployment Rate for Females
OutputVariableName	output_BST90756

 CST90757 - Unemployment Rate - Whites

Type	Numeric (Double)
CST90757	Unemployment Rate for Whites
OutputVariableName	output_CST90757

 TST90757 - Unemployment Rate - Whites

Type	Numeric (Double)
TST90757	Unemployment Rate for Whites
OutputVariableName	output_TST90757

 BST90757 - Unemployment Rate - Whites

Type	Numeric (Double)
BST90757	Unemployment Rate for Whites
OutputVariableName	output_BST90757

 CST90758 - Unemployment Rate - Blacks

Type	Numeric (Double)
CST90758	Unemployment Rate for Blacks
OutputVariableName	output_CST90758

 TST90758 - Unemployment Rate - Blacks

Type	Numeric (Double)
TST90758	Unemployment Rate for Blacks
OutputVariableName	output_TST90758

 BST90758 - Unemployment Rate - Blacks

Type	Numeric (Double)
BST90758	Unemployment Rate for Blacks
OutputVariableName	output_BST90758



Type	Numeric (Double)
CST90759	Unemployment Rate for Asians or Pacific Islanders
OutputVariableName	output_CST90759



Type	Numeric (Double)
TST90759	Unemployment Rate for Asians or Pacific Islanders
OutputVariableName	output_TST90759



Type	Numeric (Double)
BST90759	Unemployment Rate for Asians or Pacific Islanders
OutputVariableName	output_BST90759



Type	Numeric (Double)
CST90760	Unemployment Rate for Others
OutputVariableName	output_CST90760



Type	Numeric (Double)
TST90760	Unemployment Rate for Others
OutputVariableName	output_TST90760



Type	Numeric (Double)
BST90760	Unemployment Rate for Others
OutputVariableName	output_BST90760



Type	Numeric (Double)
CST90761	Unemployment Rate for White Males
OutputVariableName	output_CST90761

 TST90761 - Unemployment Rate - White Males

Type	Numeric (Double)
TST90761	Unemployment Rate for White Males
OutputVariableName	output_TST90761

 BST90761 - Unemployment Rate - White Males

Type	Numeric (Double)
BST90761	Unemployment Rate for White Males
OutputVariableName	output_BST90761

 CST90762 - Unemployment Rate - White Females

Type	Numeric (Double)
CST90762	Unemployment Rate for White Females
OutputVariableName	output_CST90762

 TST90762 - Unemployment Rate - White Females

Type	Numeric (Double)
TST90762	Unemployment Rate for White Females
OutputVariableName	output_TST90762

 BST90762 - Unemployment Rate - White Females


Type	Numeric (Double)
BST90762	Unemployment Rate for White Females
OutputVariableName	output_BST90762

 CST90763 - Unemployment Rate - Black Males

Type	Numeric (Double)
CST90763	Unemployment Rate for Black Males
OutputVariableName	output_CST90763

 TST90763 - Unemployment Rate - Black Males

Type	Numeric (Double)
TST90763	Unemployment Rate for Black Males
OutputVariableName	output_TST90763

 BST90763 - Unemployment Rate - Black Males

Type	Numeric (Double)
BST90763	Unemployment Rate for Black Males
OutputVariableName	output_BST90763

 CST90764 - Unemployment Rate - Black Females

Type	Numeric (Double)
CST90764	Unemployment Rate for Black Females
OutputVariableName	output_CST90764

 TST90764 - Unemployment Rate - Black Females

Type	Numeric (Double)
TST90764	Unemployment Rate for Black Females
OutputVariableName	output_TST90764

 BST90764 - Unemployment Rate - Black Females

Type	Numeric (Double)
BST90764	Unemployment Rate for Black Females
OutputVariableName	output_BST90764

 CST90765 - Unemployment Rate - Asian/Pac Isl Males

Type	Numeric (Double)
CST90765	Unemployment Rate for Asians or Pacific Islander Males
OutputVariableName	output_CST90765

 TST90765 - Unemployment Rate - Asian/Pac Isl Males

Type	Numeric (Double)
TST90765	Unemployment Rate for Asians or Pacific Islander Males
OutputVariableName	output_TST90765

 BST90765 - Unemployment Rate - Asian/Pac Isl Males

Type	Numeric (Double)
BST90765	Unemployment Rate for Asians or Pacific Islander Males
OutputVariableName	output_BST90765

 CST90766 - Unemployment Rate - Asian/Pac Isl Fems

Type	Numeric (Double)
CST90766	Unemployment Rate for Asians or Pacific Islander Females
OutputVariableName	output_CST90766

 TST90766 - Unemployment Rate - Asian/Pac Isl Fems

Type	Numeric (Double)
TST90766	Unemployment Rate for Asians or Pacific Islander Females
OutputVariableName	output_TST90766

 BST90766 - Unemployment Rate - Asian/Pac Isl Fems

Type	Numeric (Double)
BST90766	Unemployment Rate for Asians or Pacific Islander Females
OutputVariableName	output_BST90766

 CST90767 - Unemployment Rate - Other Males

Type	Numeric (Double)
CST90767	Unemployment Rate for Other Males
OutputVariableName	output_CST90767

 TST90767 - Unemployment Rate - Other Males

Type	Numeric (Double)
TST90767	Unemployment Rate for Other Males
OutputVariableName	output_TST90767

 BST90767 - Unemployment Rate - Other Males

Type	Numeric (Double)
BST90767	Unemployment Rate for Other Males
OutputVariableName	output_BST90767

 CST90768 - Unemployment Rate - Other Females

Type	Numeric (Double)
CST90768	Unemployment Rate for Other Females
OutputVariableName	output_CST90768

 TST90768 - Unemployment Rate - Other Females

Type	Numeric (Double)
TST90768	Unemployment Rate for Other Females
OutputVariableName	output_TST90768

 BST90768 - Unemployment Rate - Other Females

Type	Numeric (Double)
BST90768	Unemployment Rate for Other Females
OutputVariableName	output_BST90768

 CST90769 - Unemployment Rate - Hispanics

Type	Numeric (Double)
CST90769	Unemployment Rate for Hispanics
OutputVariableName	output_CST90769

 TST90769 - Unemployment Rate - Hispanics

Type	Numeric (Double)
TST90769	Unemployment Rate for Hispanics
OutputVariableName	output_TST90769

 BST90769 - Unemployment Rate - Hispanics

Type	Numeric (Double)
BST90769	Unemployment Rate for Hispanics
OutputVariableName	output_BST90769

 CST90770 - Unemployment Rate - Hispanic Males

Type	Numeric (Double)
CST90770	Unemployment Rate for Hispanic Males
OutputVariableName	output_CST90770

 TST90770 - Unemployment Rate - Hispanic Males

Type	Numeric (Double)
TST90770	Unemployment Rate for Hispanic Males
OutputVariableName	output_TST90770

 BST90770 - Unemployment Rate - Hispanic Males

Type	Numeric (Double)
BST90770	Unemployment Rate for Hispanic Males
OutputVariableName	output_BST90770

 CST90771 - Unemployment Rate - Hispanic Females

Type	Numeric (Double)
CST90771	Unemployment Rate for Hispanic Females
OutputVariableName	output_CST90771

 TST90771 - Unemployment Rate - Hispanic Females

Type	Numeric (Double)
TST90771	Unemployment Rate for Hispanic Females
OutputVariableName	output_TST90771

 BST90771 - Unemployment Rate - Hispanic Females

Type	Numeric (Double)
BST90771	Unemployment Rate for Hispanic Females
OutputVariableName	output_BST90771

 CST90772 - Unempl Rate 16-19 Yrs - Total

Type	Numeric (Double)
CST90772	Unemployment Rate for Those Aged 16-19
OutputVariableName	output_CST90772

 TST90772 - Unempl Rate 16-19 Yrs - Total

Type	Numeric (Double)
TST90772	Unemployment Rate for Those Aged 16-19
OutputVariableName	output_TST90772

 BST90772 - Unempl Rate 16-19 Yrs - Total

Type	Numeric (Double)
BST90772	Unemployment Rate for Those Aged 16-19
OutputVariableName	output_BST90772

 CST90773 - Unempl Rate 16-19 Yrs - Whites

Type	Numeric (Double)
CST90773	Unemployment Rate for Whites Aged 16-19
OutputVariableName	output_CST90773

 TST90773 - Unempl Rate 16-19 Yrs - Whites

Type	Numeric (Double)
TST90773	Unemployment Rate for Whites Aged 16-19
OutputVariableName	output_TST90773

 BST90773 - Unempl Rate 16-19 Yrs - Whites

Type	Numeric (Double)
BST90773	Unemployment Rate for Whites Aged 16-19
OutputVariableName	output_BST90773

 CST90774 - Unempl Rate 16-19 Yrs - Blacks

Type	Numeric (Double)
CST90774	Unemployment Rate for Blacks Aged 16-19
OutputVariableName	output_CST90774

 TST90774 - Unempl Rate 16-19 Yrs - Blacks

Type	Numeric (Double)
TST90774	Unemployment Rate for Blacks Aged 16-19
OutputVariableName	output_TST90774

 BST90774 - Unempl Rate 16-19 Yrs - Blacks

Type	Numeric (Double)
BST90774	Unemployment Rate for Blacks Aged 16-19
OutputVariableName	output_BST90774

 CST90775 - Unempl Rate 16-19 Yrs - Asian/Pac Isl

Type	Numeric (Double)
CST90775	Unemployment Rate for Asians or Pacific Islanders Aged 16-19
OutputVariableName	output_CST90775

 TST90775 - Unempl Rate 16-19 Yrs - Asian/Pac Isl

Type	Numeric (Double)
TST90775	Unemployment Rate for Asians or Pacific Islanders Aged 16-19
OutputVariableName	output_TST90775

 BST90775 - Unempl Rate 16-19 Yrs - Asian/Pac Isl

Type	Numeric (Double)
BST90775	Unemployment Rate for Asians or Pacific Islanders Aged 16-19
OutputVariableName	output_BST90775

 CST90776 - Unempl Rate 16-19 Yrs - Other

Type	Numeric (Double)
CST90776	Unemployment Rate for Others Aged 16-19
OutputVariableName	output_CST90776

 TST90776 - Unempl Rate 16-19 Yrs - Other

Type	Numeric (Double)
TST90776	Unemployment Rate for Others Aged 16-19
OutputVariableName	output_TST90776

 BST90776 - Unempl Rate 16-19 Yrs - Other

Type	Numeric (Double)
BST90776	Unemployment Rate for Others Aged 16-19
OutputVariableName	output_BST90776

 CST90777 - Unempl Rate 16-19 Yrs - Hispanic

Type	Numeric (Double)
CST90777	Unemployment Rate for Hispanics Aged 16-19
OutputVariableName	output_CST90777

 TST90777 - Unempl Rate 16-19 Yrs - Hispanic

Type	Numeric (Double)
TST90777	Unemployment Rate for Hispanics Aged 16-19
OutputVariableName	output_TST90777

 BST90777 - Unempl Rate 16-19 Yrs - Hispanic

Type	Numeric (Double)
BST90777	Unemployment Rate for Hispanics Aged 16-19
OutputVariableName	output_BST90777

 CST90778 - Unempl Rate 16-19 Yrs, NoGrad - Total

Type	Numeric (Double)
CST90778	Unemployment Rate for Those Aged 16-19 Who are Not High School Graduates and are Not Enrolled in School
OutputVariableName	output_CST90778

 TST90778 - Unempl Rate 16-19 Yrs, NoGrad - Total

Type	Numeric (Double)
TST90778	Unemployment Rate for Those Aged 16-19 Who are Not High School Graduates and are Not Enrolled in School
OutputVariableName	output_TST90778

 BST90778 - Unempl Rate 16-19 Yrs, NoGrad - Total

Type	Numeric (Double)
BST90778	Unemployment Rate for Those Aged 16-19 Who are Not High School Graduates and are Not Enrolled in School
OutputVariableName	output_BST90778

 CST90779 - Unempl Rate 16-19 Yrs, NoGrad - Whites

Type	Numeric (Double)
CST90779	Unemployment Rate for Whites Aged 16-19 Who are Not High School Graduates and are Not Enrolled in School
OutputVariableName	output_CST90779

 TST90779 - Unempl Rate 16-19 Yrs, NoGrad - Whites

Type	Numeric (Double)
TST90779	Unemployment Rate for Whites Aged 16-19 Who are Not High School Graduates and are Not Enrolled in School
OutputVariableName	output_TST90779

 BST90779 - Unempl Rate 16-19 Yrs, NoGrad - Whites

Type	Numeric (Double)
BST90779	Unemployment Rate for Whites Aged 16-19 Who are Not High School Graduates and are Not Enrolled in School
OutputVariableName	output_BST90779

 CST90780 - Unempl Rate 16-19 Yrs, NoGrad - Blacks

Type	Numeric (Double)
CST90780	Unemployment Rate for Blacks Aged 16-19 Who are Not High School Graduates and are Not Enrolled in School
OutputVariableName	output_CST90780

 TST90780 - Unempl Rate 16-19 Yrs, NoGrad - Blacks

Type	Numeric (Double)
TST90780	Unemployment Rate for Blacks Aged 16-19 Who are Not High School Graduates and are Not Enrolled in School
OutputVariableName	output_TST90780

 BST90780 - Unempl Rate 16-19 Yrs, NoGrad - Blacks

Type	Numeric (Double)
BST90780	Unemployment Rate for Blacks Aged 16-19 Who are Not High School Graduates and are Not Enrolled in School
OutputVariableName	output_BST90780

 CST90781 - Unempl Rate 16-19 Yrs, NoGrad - As/PI

Type	Numeric (Double)
CST90781	Unemployment Rate for Asians or Pacific Islanders Aged 16-19 Who are Not High School Graduates and are Not Enrolled in School
OutputVariableName	output_CST90781

 TST90781 - Unempl Rate 16-19 Yrs, NoGrad - As/PI

Type	Numeric (Double)
TST90781	Unemployment Rate for Asians or Pacific Islanders Aged 16-19 Who are Not High School Graduates and are Not Enrolled in School
OutputVariableName	output_TST90781

 BST90781 - Unempl Rate 16-19 Yrs, NoGrad - As/PI

Type	Numeric (Double)
BST90781	Unemployment Rate for Asians or Pacific Islanders Aged 16-19 Who are Not High School Graduates and are Not Enrolled in School
OutputVariableName	output_BST90781

 CST90782 - Unempl Rate 16-19 Yrs, NoGrad - Other

Type	Numeric (Double)
CST90782	Unemployment Rate for Others Aged 16-19 Who are Not High School Graduates and are Not Enrolled in School
OutputVariableName	output_CST90782

 TST90782 - Unempl Rate 16-19 Yrs, NoGrad - Other

Type	Numeric (Double)
TST90782	Unemployment Rate for Others Aged 16-19 Who are Not High School Graduates and are Not Enrolled in School
OutputVariableName	output_TST90782

 BST90782 - Unempl Rate 16-19 Yrs, NoGrad - Other

Type	Numeric (Double)
BST90782	Unemployment Rate for Others Aged 16-19 Who are Not High School Graduates and are Not Enrolled in School
OutputVariableName	output_BST90782

 CST90783 - Unempl Rate 16-19 Yrs, NoGrad - Hispanic

Type	Numeric (Double)
CST90783	Unemployment Rate for Hispanics Aged 16-19 Who are Not High School Graduates and are Not Enrolled in School
OutputVariableName	output_CST90783

 TST90783 - Unempl Rate 16-19 Yrs, NoGrad - Hispanic

Type	Numeric (Double)
TST90783	Unemployment Rate for Hispanics Aged 16-19 Who are Not High School Graduates and are Not Enrolled in School
OutputVariableName	output_TST90783

 BST90783 - Unempl Rate 16-19 Yrs, NoGrad - Hispanic

Type	Numeric (Double)
BST90783	Unemployment Rate for Hispanics Aged 16-19 Who are Not High School Graduates and are Not Enrolled in School
OutputVariableName	output_BST90783

 CST90784 - Prop Empl in Ag/Forstry/Fisheries/Mining

Type	Numeric (Double)
CST90784	Proportion Employed in Agriculture, Forestry, Fisheries and Mining
OutputVariableName	output_CST90784

 TST90784 - Prop Empl in Ag/Forstry/Fisheries/Mining

Type	Numeric (Double)
TST90784	Proportion Employed in Agriculture, Forestry, Fisheries and Mining
OutputVariableName	output_TST90784

 BST90784 - Prop Empl in Ag/Forstry/Fisheries/Mining

Type	Numeric (Double)
BST90784	Proportion Employed in Agriculture, Forestry, Fisheries and Mining
OutputVariableName	output_BST90784

 CST90785 - Prop Empl in Construction

Type	Numeric (Double)
CST90785	Proportion Employed in Construction
OutputVariableName	output_CST90785

 TST90785 - Prop Empl in Construction

Type	Numeric (Double)
TST90785	Proportion Employed in Construction
OutputVariableName	output_TST90785

 BST90785 - Prop Empl in Construction

Type	Numeric (Double)
BST90785	Proportion Employed in Construction

OutputVariableName	output_BST90785
--------------------	-----------------

CST90786 - Prop Empl in Manufacturing

Type	Numeric (Double)
CST90786	Proportion Employed in Manufacturing
OutputVariableName	output_CST90786

TST90786 - Prop Empl in Manufacturing

Type	Numeric (Double)
TST90786	Proportion Employed in Manufacturing
OutputVariableName	output_TST90786

BST90786 - Prop Empl in Manufacturing

Type	Numeric (Double)
BST90786	Proportion Employed in Manufacturing
OutputVariableName	output_BST90786

CST90787 - Prop Empl in Trans/Comm/Utilities

Type	Numeric (Double)
CST90787	Proportion Employed in Transportation, Communication, Utilities
OutputVariableName	output_CST90787

TST90787 - Prop Empl in Trans/Comm/Utilities

Type	Numeric (Double)
TST90787	Proportion Employed in Transportation, Communication, Utilities
OutputVariableName	output_TST90787

BST90787 - Prop Empl in Trans/Comm/Utilities

Type	Numeric (Double)
BST90787	Proportion Employed in Transportation, Communication, Utilities
OutputVariableName	output_BST90787

CST90788 - Prop Empl in Wholesale Trade

Type	Numeric (Double)
CST90788	Proportion Employed in Wholesale Trade

OutputVariableName	output_CST90788
--------------------	-----------------

TST90788 - Prop Empl in Wholesale Trade

Type	Numeric (Double)
TST90788	Proportion Employed in Wholesale Trade
OutputVariableName	output_TST90788

BST90788 - Prop Empl in Wholesale Trade

Type	Numeric (Double)
BST90788	Proportion Employed in Wholesale Trade
OutputVariableName	output_BST90788

CST90789 - Prop Empl in Retail Trade

Type	Numeric (Double)
CST90789	Proportion Employed in Retail Trade
OutputVariableName	output_CST90789

TST90789 - Prop Empl in Retail Trade

Type	Numeric (Double)
TST90789	Proportion Employed in Retail Trade
OutputVariableName	output_TST90789

BST90789 - Prop Empl in Retail Trade

Type	Numeric (Double)
BST90789	Proportion Employed in Retail Trade
OutputVariableName	output_BST90789

CST90790 - Prop Empl in Finance/Insur/Real Estate

Type	Numeric (Double)
CST90790	Proportion Employed in Finance, Insurance, and Real Estate
OutputVariableName	output_CST90790

TST90790 - Prop Empl in Finance/Insur/Real Estate

Type	Numeric (Double)
TST90790	Proportion Employed in Finance, Insurance, and Real Estate

OutputVariableName	output_TST90790
--------------------	-----------------

BST90790 - Prop Empl in Finance/Insur/Real Estate

Type	Numeric (Double)
BST90790	Proportion Employed in Finance, Insurance, and Real Estate
OutputVariableName	output_BST90790

CST90791 - Prop Empl in Business & Repair Services

Type	Numeric (Double)
CST90791	Proportion Employed in Business and Repair Services
OutputVariableName	output_CST90791

TST90791 - Prop Empl in Business & Repair Services

Type	Numeric (Double)
TST90791	Proportion Employed in Business and Repair Services
OutputVariableName	output_TST90791

BST90791 - Prop Empl in Business & Repair Services

Type	Numeric (Double)
BST90791	Proportion Employed in Business and Repair Services
OutputVariableName	output_BST90791

CST90792 - Prop Empl in Pers/Entertn/Rec Services

Type	Numeric (Double)
CST90792	Proportion Employed in Personal, Entertainment, and Recreation Services
OutputVariableName	output_CST90792

TST90792 - Prop Empl in Pers/Entertn/Rec Services

Type	Numeric (Double)
TST90792	Proportion Employed in Personal, Entertainment, and Recreation Services
OutputVariableName	output_TST90792

BST90792 - Prop Empl in Pers/Entertn/Rec Services

Type	Numeric (Double)
BST90792	Proportion Employed in Personal, Entertainment, and Recreation Services

OutputVariableName	output_BST90792
--------------------	-----------------

CST90793 - Prop Empl in Prof & Related Services

Type	Numeric (Double)
CST90793	Proportion Employed in Professional and Related Services
OutputVariableName	output_CST90793

TST90793 - Prop Empl in Prof & Related Services

Type	Numeric (Double)
TST90793	Proportion Employed in Professional and Related Services
OutputVariableName	output_TST90793

BST90793 - Prop Empl in Prof & Related Services

Type	Numeric (Double)
BST90793	Proportion Employed in Professional and Related Services
OutputVariableName	output_BST90793

CST90794 - Prop Empl in Public Admin

Type	Numeric (Double)
CST90794	Proportion Employed in Public Administration
OutputVariableName	output_CST90794

TST90794 - Prop Empl in Public Admin

Type	Numeric (Double)
TST90794	Proportion Employed in Public Administration
OutputVariableName	output_TST90794

BST90794 - Prop Empl in Public Admin

Type	Numeric (Double)
BST90794	Proportion Employed in Public Administration
OutputVariableName	output_BST90794

CST90795 - Prop Empl in Managerial & Prof Spec Occs

Type	Numeric (Double)
CST90795	Proportion Employed in Managerial and Professional Specialty Occupations

OutputVariableName	output_CST90795
--------------------	-----------------

TST90795 - Prop Empl in Managerial & Prof Spec Occs

Type	Numeric (Double)
TST90795	Proportion Employed in Managerial and Professional Specialty Occupations
OutputVariableName	output_TST90795

BST90795 - Prop Empl in Managerial & Prof Spec Occs

Type	Numeric (Double)
BST90795	Proportion Employed in Managerial and Professional Specialty Occupations
OutputVariableName	output_BST90795

CST90796 - Prop Empl in Tech/Sales/AdminSup Occs

Type	Numeric (Double)
CST90796	Proportion Employed in Technical, Sales and Administrative Support Occupations
OutputVariableName	output_CST90796

TST90796 - Prop Empl in Tech/Sales/AdminSup Occs

Type	Numeric (Double)
TST90796	Proportion Employed in Technical, Sales and Administrative Support Occupations
OutputVariableName	output_TST90796

BST90796 - Prop Empl in Tech/Sales/AdminSup Occs


Type	Numeric (Double)
BST90796	Proportion Employed in Technical, Sales and Administrative Support Occupations
OutputVariableName	output_BST90796

CST90797 - Prop Empl in Service Occs

Type	Numeric (Double)
CST90797	Proportion Employed in Service Occupations
OutputVariableName	output_CST90797

 TST90797 - Prop Empl in Service Occs

Type	Numeric (Double)
TST90797	Proportion Employed in Service Occupations
OutputVariableName	output_TST90797

 BST90797 - Prop Empl in Service Occs

Type	Numeric (Double)
BST90797	Proportion Employed in Service Occupations
OutputVariableName	output_BST90797

 CST90798 - Prop Empl in Farm/Forstry/Fishing Occs

Type	Numeric (Double)
CST90798	Proportion Employed in Farming, Forestry, and Fishing Occupations
OutputVariableName	output_CST90798

 TST90798 - Prop Empl in Farm/Forstry/Fishing Occs

Type	Numeric (Double)
TST90798	Proportion Employed in Farming, Forestry, and Fishing Occupations
OutputVariableName	output_TST90798

 BST90798 - Prop Empl in Farm/Forstry/Fishing Occs

Type	Numeric (Double)
BST90798	Proportion Employed in Farming, Forestry, and Fishing Occupations
OutputVariableName	output_BST90798

 CST90799 - Prop Empl in Prec Prod/Craft/Repair Occs

Type	Numeric (Double)
CST90799	Proportion Employed in Precision Production, Craft, and Repair Occupations
OutputVariableName	output_CST90799

 TST90799 - Prop Empl in Prec Prod/Craft/Repair Occs

Type	Numeric (Double)
TST90799	Proportion Employed in Precision Production, Craft, and Repair Occupations
OutputVariableName	output_TST90799

 BST90799 - Prop Empl in Prec Prod/Craft/Repair Occs

Type	Numeric (Double)
BST90799	Proportion Employed in Precision Production, Craft, and Repair Occupations
OutputVariableName	output_BST90799

 CST90800 - Prop Empl in Oper/Fab/Laborer Occs

Type	Numeric (Double)
CST90800	Proportion Employed as Operators, Fabricators, and Laborers
OutputVariableName	output_CST90800

 TST90800 - Prop Empl in Oper/Fab/Laborer Occs

Type	Numeric (Double)
TST90800	Proportion Employed as Operators, Fabricators, and Laborers
OutputVariableName	output_TST90800

 BST90800 - Prop Empl in Oper/Fab/Laborer Occs

Type	Numeric (Double)
BST90800	Proportion Employed as Operators, Fabricators, and Laborers
OutputVariableName	output_BST90800

 CST90801 - Housing Units, Total (Abs #)

Type	Numeric (Double)
CST90801	Housing Units, Total (Absolute Number)
OutputVariableName	output_CST90801

 TST90801 - Housing Units, Total (Abs #)

Type	Numeric (Double)
TST90801	Housing Units, Total (Absolute Number)
OutputVariableName	output_TST90801

 BST90801 - Housing Units, Total (Abs #)

Type	Numeric (Double)
BST90801	Housing Units, Total (Absolute Number)
OutputVariableName	output_BST90801



Type	Numeric (Double)
CST90802	Proportion Housing Units Vacant
OutputVariableName	output_CST90802



Type	Numeric (Double)
TST90802	Proportion Housing Units Vacant
OutputVariableName	output_TST90802



Type	Numeric (Double)
BST90802	Proportion Housing Units Vacant
OutputVariableName	output_BST90802



Type	Numeric (Double)
CST90803	Proportion Occupied Housing Units that are Owner-Occupied
OutputVariableName	output_CST90803



Type	Numeric (Double)
TST90803	Proportion Occupied Housing Units that are Owner-Occupied
OutputVariableName	output_TST90803



Type	Numeric (Double)
BST90803	Proportion Occupied Housing Units that are Owner-Occupied
OutputVariableName	output_BST90803



Type	Numeric (Double)
CST90804	Proportion White Householder Occupied Housing Units that are Owner-Occupied

OutputVariableName	output_CST90804
--------------------	-----------------

TST90804 - Prop Wh Occ H Units that are Owner-Occ

Type	Numeric (Double)
TST90804	Proportion White Householder Occupied Housing Units that are Owner-Occupied
OutputVariableName	output_TST90804

BST90804 - Prop Wh Occ H Units that are Owner-Occ

Type	Numeric (Double)
BST90804	Proportion White Householder Occupied Housing Units that are Owner-Occupied
OutputVariableName	output_BST90804

CST90805 - Prop Bl Occ H Units that are Owner-Occ

Type	Numeric (Double)
CST90805	Proportion Black Householder Occupied Housing Units that are Owner-Occupied
OutputVariableName	output_CST90805

TST90805 - Prop Bl Occ H Units that are Owner-Occ

Type	Numeric (Double)
TST90805	Proportion Black Householder Occupied Housing Units that are Owner-Occupied
OutputVariableName	output_TST90805

BST90805 - Prop Bl Occ H Units that are Owner-Occ

Type	Numeric (Double)
BST90805	Proportion Black Householder Occupied Housing Units that are Owner-Occupied
OutputVariableName	output_BST90805

CST90806 - Prop A/PI Occ H Units that are Owner-Occ

Type	Numeric (Double)
CST90806	Proportion Asian or Pacific Islander Householder Occupied Housing Units that are Owner-Occupied

OutputVariableName	output_CST90806
--------------------	-----------------

TST90806 - Prop A/PI Occ H Units that are Owner-Occ

Type	Numeric (Double)
TST90806	Proportion Asian or Pacific Islander Householder Occupied Housing Units that are Owner-Occupied
OutputVariableName	output_TST90806

BST90806 - Prop A/PI Occ H Units that are Owner-Occ

Type	Numeric (Double)
BST90806	Proportion Asian or Pacific Islander Householder Occupied Housing Units that are Owner-Occupied
OutputVariableName	output_BST90806

CST90807 - Prop Oth Occ H Units that are Owner-Occ

Type	Numeric (Double)
CST90807	Proportion Other Race Householder Occupied Housing Units that are Owner-Occupied
OutputVariableName	output_CST90807

TST90807 - Prop Oth Occ H Units that are Owner-Occ

Type	Numeric (Double)
TST90807	Proportion Other Race Householder Occupied Housing Units that are Owner-Occupied
OutputVariableName	output_TST90807

BST90807 - Prop Oth Occ H Units that are Owner-Occ

Type	Numeric (Double)
BST90807	Proportion Other Race Householder Occupied Housing Units that are Owner-Occupied
OutputVariableName	output_BST90807

CST90808 - Prop H Occ H Units that are Owner-Occ

Type	Numeric (Double)
CST90808	Proportion Hispanic Householder Occupied Housing Units that are Owner-Occupied

OutputVariableName	output_CST90808
--------------------	-----------------

TST90808 - Prop H Occ H Units that are Owner-Occ

Type	Numeric (Double)
TST90808	Proportion Hispanic Householder Occupied Housing Units that are Owner-Occupied
OutputVariableName	output_TST90808

BST90808 - Prop H Occ H Units that are Owner-Occ

Type	Numeric (Double)
BST90808	Proportion Hispanic Householder Occupied Housing Units that are Owner-Occupied
OutputVariableName	output_BST90808

CST90809 - Prop H Units Built 1985-March 1990

Type	Numeric (Double)
CST90809	Proportion Housing Units Built Between 1985 and March 1990
OutputVariableName	output_CST90809

TST90809 - Prop H Units Built 1985-March 1990

Type	Numeric (Double)
TST90809	Proportion Housing Units Built Between 1985 and March 1990
OutputVariableName	output_TST90809

BST90809 - Prop H Units Built 1985-March 1990


Type	Numeric (Double)
BST90809	Proportion Housing Units Built Between 1985 and March 1990
OutputVariableName	output_BST90809

CST90810 - Prop Own-Occ H Units Built 1985-1990

Type	Numeric (Double)
CST90810	Proportion Owner-Occupied Housing Units Built Between 1985 and March 1990
OutputVariableName	output_CST90810

 TST90810 - Prop Own-Occ H Units Built 1985-1990

Type	Numeric (Double)
TST90810	Proportion Owner-Occupied Housing Units Built Between 1985 and March 1990
OutputVariableName	output_TST90810

 BST90810 - Prop Own-Occ H Units Built 1985-1990

Type	Numeric (Double)
BST90810	Proportion Owner-Occupied Housing Units Built Between 1985 and March 1990
OutputVariableName	output_BST90810

 CST90811 - Prop Rnt-Occ H Units Built 1985-1990

Type	Numeric (Double)
CST90811	Proportion Renter-Occupied Housing Units Built Between 1985 and March 1990
OutputVariableName	output_CST90811

 TST90811 - Prop Rnt-Occ H Units Built 1985-1990

Type	Numeric (Double)
TST90811	Proportion Renter-Occupied Housing Units Built Between 1985 and March 1990
OutputVariableName	output_TST90811

 BST90811 - Prop Rnt-Occ H Units Built 1985-1990

Type	Numeric (Double)
BST90811	Proportion Renter-Occupied Housing Units Built Between 1985 and March 1990
OutputVariableName	output_BST90811

 CST90812 - Median Year Housing Units Built

Type	Numeric (Double)
CST90812	Median Year Housing Units Built
OutputVariableName	output_CST90812

 TST90812 - Median Year Housing Units Built

Type	Numeric (Double)
TST90812	Median Year Housing Units Built
OutputVariableName	output_TST90812

 BST90812 - Median Year Housing Units Built

Type	Numeric (Double)
BST90812	Median Year Housing Units Built
OutputVariableName	output_BST90812

 CST90813 - Prop Occ H Units Moved Into 1985-1990


Type	Numeric (Double)
CST90813	Proportion Occupied Housing Units Moved into Between 1985 and March 1990
OutputVariableName	output_CST90813

 TST90813 - Prop Occ H Units Moved Into 1985-1990


Type	Numeric (Double)
TST90813	Proportion Occupied Housing Units Moved into Between 1985 and March 1990
OutputVariableName	output_TST90813

 BST90813 - Prop Occ H Units Moved Into 1985-1990


Type	Numeric (Double)
BST90813	Proportion Occupied Housing Units Moved into Between 1985 and March 1990
OutputVariableName	output_BST90813

 CST90814 - Prop Owner-Occ H Units Moved Into 85-90

Type	Numeric (Double)
CST90814	Proportion Owner-Occupied Housing Units Moved into Between 1985 and March 1990
OutputVariableName	output_CST90814

 TST90814 - Prop Owner-Occ H Units Moved Into 85-90

Type	Numeric (Double)
TST90814	Proportion Owner-Occupied Housing Units Moved into Between 1985 and March 1990
OutputVariableName	output_TST90814

 BST90814 - Prop Owner-Occ H Units Moved Into 85-90

Type	Numeric (Double)
BST90814	Proportion Owner-Occupied Housing Units Moved into Between 1985 and March 1990
OutputVariableName	output_BST90814

 CST90815 - Prop Rntr-Occ H Units Moved Into 85-90

Type	Numeric (Double)
CST90815	Proportion Renter-Occupied Housing Units Moved into Between 1985 and March 1990
OutputVariableName	output_CST90815

 TST90815 - Prop Rntr-Occ H Units Moved Into 85-90

Type	Numeric (Double)
TST90815	Proportion Renter-Occupied Housing Units Moved into Between 1985 and March 1990
OutputVariableName	output_TST90815

 BST90815 - Prop Rntr-Occ H Units Moved Into 85-90

Type	Numeric (Double)
BST90815	Proportion Renter-Occupied Housing Units Moved into Between 1985 and March 1990
OutputVariableName	output_BST90815

 CST90816 - Median Gross Rent of Renter-Occ H Units

Type	Numeric (Double)
CST90816	Median Gross Rent of Specified Renter-Occupied Housing Units Paying Cash Rent
OutputVariableName	output_CST90816

 TST90816 - Median Gross Rent of Renter-Occ H Units

Type	Numeric (Double)
TST90816	Median Gross Rent of Specified Renter-Occupied Housing Units Paying Cash Rent
OutputVariableName	output_TST90816

 BST90816 - Median Gross Rent of Renter-Occ H Units

Type	Numeric (Double)
BST90816	Median Gross Rent of Specified Renter-Occupied Housing Units Paying Cash Rent
OutputVariableName	output_BST90816

 CST90817 - Med Gross Rent of White Rntr-Occ H Units

Type	Numeric (Double)
CST90817	Median Gross Rent of White Householder Specified Renter-Occupied Housing Units Paying Cash Rent
OutputVariableName	output_CST90817

 TST90817 - Med Gross Rent of White Rntr-Occ H Units

Type	Numeric (Double)
TST90817	Median Gross Rent of White Householder Specified Renter-Occupied Housing Units Paying Cash Rent
OutputVariableName	output_TST90817

 BST90817 - Med Gross Rent of White Rntr-Occ H Units

Type	Numeric (Double)
BST90817	Median Gross Rent of White Householder Specified Renter-Occupied Housing Units Paying Cash Rent
OutputVariableName	output_BST90817

 CST90818 - Med Gross Rent of Black Rntr-Occ H Units

Type	Numeric (Double)
CST90818	Median Gross Rent of Black Householder Specified Renter-Occupied Housing Units Paying Cash Rent
OutputVariableName	output_CST90818

 TST90818 - Med Gross Rent of Black Rntr-Occ H Units

Type	Numeric (Double)
TST90818	Median Gross Rent of Black Householder Specified Renter-Occupied Housing Units Paying Cash Rent
OutputVariableName	output_TST90818

 BST90818 - Med Gross Rent of Black Rntr-Occ H Units

Type	Numeric (Double)
BST90818	Median Gross Rent of Black Householder Specified Renter-Occupied Housing Units Paying Cash Rent
OutputVariableName	output_BST90818

 CST90819 - Med Gross Rent of As/PI Rntr-Occ H Units

Type	Numeric (Double)
CST90819	Median Gross Rent of Asian or Pacific Islander Householder Specified Renter-Occupied Housing Units Paying Cash Rent
OutputVariableName	output_CST90819

 TST90819 - Med Gross Rent of As/PI Rntr-Occ H Units

Type	Numeric (Double)
TST90819	Median Gross Rent of Asian or Pacific Islander Householder Specified Renter-Occupied Housing Units Paying Cash Rent
OutputVariableName	output_TST90819

 BST90819 - Med Gross Rent of As/PI Rntr-Occ H Units

Type	Numeric (Double)
BST90819	Median Gross Rent of Asian or Pacific Islander Householder Specified Renter-Occupied Housing Units Paying Cash Rent
OutputVariableName	output_BST90819

 CST90820 - Med Gross Rent of Other Rntr-Occ H Units

Type	Numeric (Double)
CST90820	Median Gross Rent of Other Race Householder Specified Renter-Occupied Housing Units Paying Cash Rent
OutputVariableName	output_CST90820

 TST90820 - Med Gross Rent of Other Rntr-Occ H Units

Type	Numeric (Double)
TST90820	Median Gross Rent of Other Race Householder Specified Renter-Occupied Housing Units Paying Cash Rent
OutputVariableName	output_TST90820

 BST90820 - Med Gross Rent of Other Rntr-Occ H Units

Type	Numeric (Double)
BST90820	Median Gross Rent of Other Race Householder Specified Renter-Occupied Housing Units Paying Cash Rent
OutputVariableName	output_BST90820

 CST90821 - Med Gross Rent of Hisp Rntr-Occ H Units

Type	Numeric (Double)
CST90821	Median Gross Rent of Hispanic Householder Specified Renter-Occupied Housing Units Paying Cash Rent
OutputVariableName	output_CST90821

 TST90821 - Med Gross Rent of Hisp Rntr-Occ H Units

Type	Numeric (Double)
TST90821	Median Gross Rent of Hispanic Householder Specified Renter-Occupied Housing Units Paying Cash Rent
OutputVariableName	output_TST90821

 BST90821 - Med Gross Rent of Hisp Rntr-Occ H Units

Type	Numeric (Double)
BST90821	Median Gross Rent of Hispanic Householder Specified Renter-Occupied Housing Units Paying Cash Rent
OutputVariableName	output_BST90821

 CST90822 - Std Dev in Gross Rent

Type	Numeric (Double)
CST90822	Standard Deviation in Gross Rent of Specified Renter-Occupied Housing Units Paying Cash Rent
OutputVariableName	output_CST90822

 TST90822 - Std Dev in Gross Rent

Type	Numeric (Double)
TST90822	Standard Deviation in Gross Rent of Specified Renter-Occupied Housing Units Paying Cash Rent
OutputVariableName	output_TST90822

 BST90822 - Std Dev in Gross Rent

Type	Numeric (Double)
BST90822	Standard Deviation in Gross Rent of Specified Renter-Occupied Housing Units Paying Cash Rent
OutputVariableName	output_BST90822

 CST90823 - Std Dev in Gross Rent for Whites

Type	Numeric (Double)
CST90823	Standard Deviation in Gross Rent of White Householder Specified Renter-Occupied Housing Units Paying Cash Rent
OutputVariableName	output_CST90823

 TST90823 - Std Dev in Gross Rent for Whites

Type	Numeric (Double)
TST90823	Standard Deviation in Gross Rent of White Householder Specified Renter-Occupied Housing Units Paying Cash Rent
OutputVariableName	output_TST90823

 BST90823 - Std Dev in Gross Rent for Whites

Type	Numeric (Double)
BST90823	Standard Deviation in Gross Rent of White Householder Specified Renter-Occupied Housing Units Paying Cash Rent
OutputVariableName	output_BST90823

 CST90824 - Std Dev in Gross Rent for Blacks

Type	Numeric (Double)
CST90824	Standard Deviation in Gross Rent of Black Householder Specified Renter-Occupied Housing Units Paying Cash Rent
OutputVariableName	output_CST90824

 TST90824 - Std Dev in Gross Rent for Blacks

Type	Numeric (Double)
TST90824	Standard Deviation in Gross Rent of Black Householder Specified Renter-Occupied Housing Units Paying Cash Rent
OutputVariableName	output_TST90824

 BST90824 - Std Dev in Gross Rent for Blacks

Type	Numeric (Double)
BST90824	Standard Deviation in Gross Rent of Black Householder Specified Renter-Occupied Housing Units Paying Cash Rent
OutputVariableName	output_BST90824

 CST90825 - Std Dev in Gross Rent for Asian/PI

Type	Numeric (Double)
CST90825	Standard Deviation in Gross Rent of Asian or Pacific Islander Householder Specified Renter-Occupied Housing Units Paying Cash Rent
OutputVariableName	output_CST90825

 TST90825 - Std Dev in Gross Rent for Asian/PI


Type	Numeric (Double)
TST90825	Standard Deviation in Gross Rent of Asian or Pacific Islander Householder Specified Renter-Occupied Housing Units Paying Cash Rent
OutputVariableName	output_TST90825

 BST90825 - Std Dev in Gross Rent for Asian/PI

Type	Numeric (Double)
BST90825	Standard Deviation in Gross Rent of Asian or Pacific Islander Householder Specified Renter-Occupied Housing Units Paying Cash Rent
OutputVariableName	output_BST90825

 CST90826 - Std Dev in Gross Rent for Others

Type	Numeric (Double)
CST90826	Standard Deviation in Gross Rent of Other Race Householder Specified Renter-Occupied Housing Units Paying Cash Rent
OutputVariableName	output_CST90826

 TST90826 - Std Dev in Gross Rent for Others

Type	Numeric (Double)
TST90826	Standard Deviation in Gross Rent of Other Race Householder Specified Renter-Occupied Housing Units Paying Cash Rent
OutputVariableName	output_TST90826

 BST90826 - Std Dev in Gross Rent for Others

Type	Numeric (Double)
BST90826	Standard Deviation in Gross Rent of Other Race Householder Specified Renter-Occupied Housing Units Paying Cash Rent
OutputVariableName	output_BST90826

 CST90827 - Std Dev in Gross Rent for Hispanics

Type	Numeric (Double)
CST90827	Standard Deviation in Gross Rent of Hispanic Householder Specified Renter-Occupied Housing Units Paying Cash Rent
OutputVariableName	output_CST90827

 TST90827 - Std Dev in Gross Rent for Hispanics

Type	Numeric (Double)
TST90827	Standard Deviation in Gross Rent of Hispanic Householder Specified Renter-Occupied Housing Units Paying Cash Rent
OutputVariableName	output_TST90827

 BST90827 - Std Dev in Gross Rent for Hispanics

Type	Numeric (Double)
BST90827	Standard Deviation in Gross Rent of Hispanic Householder Specified Renter-Occupied Housing Units Paying Cash Rent
OutputVariableName	output_BST90827

 CST90828 - Median G Rent of Rnt-Occ HU as % HH Inc

Type	Numeric (Double)
CST90828	Median Gross Rent of Renter Occupied Housing Units Paying Cash Rent, as a Percentage of Household Income in 1989
OutputVariableName	output_CST90828

 TST90828 - Median G Rent of Rnt-Occ HU as % HH Inc

Type	Numeric (Double)
TST90828	Median Gross Rent of Renter Occupied Housing Units Paying Cash Rent, as a Percentage of Household Income in 1989
OutputVariableName	output_TST90828

 BST90828 - Median G Rent of Rnt-Occ HU as % HH Inc

Type	Numeric (Double)
BST90828	Median Gross Rent of Renter Occupied Housing Units Paying Cash Rent, as a Percentage of Household Income in 1989
OutputVariableName	output_BST90828

 CST90829 - Median Value of Owner-Occ Housing Units

Type	Numeric (Double)
CST90829	Median Value of Specified Owner-Occupied Housing Units
OutputVariableName	output_CST90829

 TST90829 - Median Value of Owner-Occ Housing Units

Type	Numeric (Double)
TST90829	Median Value of Specified Owner-Occupied Housing Units
OutputVariableName	output_TST90829

 BST90829 - Median Value of Owner-Occ Housing Units

Type	Numeric (Double)
BST90829	Median Value of Specified Owner-Occupied Housing Units
OutputVariableName	output_BST90829

 CST90830 - Std Dev in Housing Value

Type	Numeric (Double)
CST90830	Standard Deviation in Value of Specified Owner-Occupied Housing Units
OutputVariableName	output_CST90830

 TST90830 - Std Dev in Housing Value

Type	Numeric (Double)
------	------------------

TST90830	Standard Deviation in Value of Specified Owner-Occupied Housing Units
OutputVariableName	output_TST90830

BST90830 - Std Dev in Housing Value

Type	Numeric (Double)
BST90830	Standard Deviation in Value of Specified Owner-Occupied Housing Units
OutputVariableName	output_BST90830

CST90831 - Median Mo Owner Occ Cost, W/ Mortgage

Type	Numeric (Double)
CST90831	Median Monthly Owner Costs of Specified Owner-Occupied
OutputVariableName	output_CST90831

TST90831 - Median Mo Owner Occ Cost, W/ Mortgage

Type	Numeric (Double)
TST90831	Median Monthly Owner Costs of Specified Owner-Occupied
OutputVariableName	output_TST90831

BST90831 - Median Mo Owner Occ Cost, W/ Mortgage

Type	Numeric (Double)
BST90831	Median Monthly Owner Costs of Specified Owner-Occupied
OutputVariableName	output_BST90831

CST90832 - Med Mo White Owner Occ Cost, W/ Mortgage

Type	Numeric (Double)
CST90832	Median Monthly Owner Costs of White Householder Specified Owner-Occupied Housing Units with Mortgage
OutputVariableName	output_CST90832

TST90832 - Med Mo White Owner Occ Cost, W/ Mortgage

Type	Numeric (Double)
TST90832	Median Monthly Owner Costs of White Householder Specified Owner-Occupied Housing Units with Mortgage
OutputVariableName	output_TST90832

 BST90832 - Med Mo White Owner Occ Cost, W/ Mortgage

Type	Numeric (Double)
BST90832	Median Monthly Owner Costs of White Householder Specified Owner-Occupied Housing Units with Mortgage
OutputVariableName	output_BST90832

 CST90833 - Med Mo Black Owner Occ Cost, W/ Mortgage

Type	Numeric (Double)
CST90833	Median Monthly Owner Costs of Black Householder Specified Owner-Occupied Housing Units with Mortgage
OutputVariableName	output_CST90833

 TST90833 - Med Mo Black Owner Occ Cost, W/ Mortgage

Type	Numeric (Double)
TST90833	Median Monthly Owner Costs of Black Householder Specified Owner-Occupied Housing Units with Mortgage
OutputVariableName	output_TST90833

 BST90833 - Med Mo Black Owner Occ Cost, W/ Mortgage

Type	Numeric (Double)
BST90833	Median Monthly Owner Costs of Black Householder Specified Owner-Occupied Housing Units with Mortgage
OutputVariableName	output_BST90833

 CST90834 - Med Mo As/PI Owner Occ Cost, W/ Mortgage

Type	Numeric (Double)
CST90834	Median Monthly Owner Costs of Asian or Pacific Islander Householder Specified Owner-Occupied Housing Units with Mortgage
OutputVariableName	output_CST90834

 TST90834 - Med Mo As/PI Owner Occ Cost, W/ Mortgage

Type	Numeric (Double)
TST90834	Median Monthly Owner Costs of Asian or Pacific Islander Householder Specified Owner-Occupied Housing Units with Mortgage
OutputVariableName	output_TST90834

 BST90834 - Med Mo As/PI Owner Occ Cost, W/ Mortgage

Type	Numeric (Double)
BST90834	Median Monthly Owner Costs of Asian or Pacific Islander Householder Specified Owner-Occupied Housing Units with Mortgage
OutputVariableName	output_BST90834

 CST90835 - Med Mo Other Owner Occ Cost, W/ Mortgage

Type	Numeric (Double)
CST90835	Median Monthly Owner Costs of Other Race Householder Specified Owner-Occupied Housing Units with Mortgage
OutputVariableName	output_CST90835

 TST90835 - Med Mo Other Owner Occ Cost, W/ Mortgage

Type	Numeric (Double)
TST90835	Median Monthly Owner Costs of Other Race Householder Specified Owner-Occupied Housing Units with Mortgage
OutputVariableName	output_TST90835

 BST90835 - Med Mo Other Owner Occ Cost, W/ Mortgage

Type	Numeric (Double)
BST90835	Median Monthly Owner Costs of Other Race Householder Specified Owner-Occupied Housing Units with Mortgage
OutputVariableName	output_BST90835

 CST90836 - Med Mo Hisp Owner Occ Cost, W/ Mortgage

Type	Numeric (Double)
CST90836	Median Monthly Owner Costs of Hispanic Householder Specified Owner-Occupied Housing Units with Mortgage
OutputVariableName	output_CST90836

 TST90836 - Med Mo Hisp Owner Occ Cost, W/ Mortgage

Type	Numeric (Double)
TST90836	Median Monthly Owner Costs of Hispanic Householder Specified Owner-Occupied Housing Units with Mortgage
OutputVariableName	output_TST90836

 BST90836 - Med Mo Hisp Owner Occ Cost, W/ Mortgage

Type	Numeric (Double)
BST90836	Median Monthly Owner Costs of Hispanic Householder Specified Owner-Occupied Housing Units with Mortgage
OutputVariableName	output_BST90836

 CST90837 - Median Mo Owner Occ Cost, Not-Mortg

Type	Numeric (Double)
CST90837	Median Monthly Owner Costs of Specified Owner-Occupied Housing Units, Not Mortgaged
OutputVariableName	output_CST90837

 TST90837 - Median Mo Owner Occ Cost, Not-Mortg

Type	Numeric (Double)
TST90837	Median Monthly Owner Costs of Specified Owner-Occupied Housing Units, Not Mortgaged
OutputVariableName	output_TST90837

 BST90837 - Median Mo Owner Occ Cost, Not-Mortg

Type	Numeric (Double)
BST90837	Median Monthly Owner Costs of Specified Owner-Occupied Housing Units, Not Mortgaged
OutputVariableName	output_BST90837

 CST90838 - Med Mo White Owner Occ Cost, Not-Mortg

Type	Numeric (Double)
CST90838	Median Monthly Owner Costs of White Householder Specified Owner-Occupied Housing Units, Not Mortgaged
OutputVariableName	output_CST90838

 TST90838 - Med Mo White Owner Occ Cost, Not-Mortg

Type	Numeric (Double)
TST90838	Median Monthly Owner Costs of White Householder Specified Owner-Occupied Housing Units, Not Mortgaged
OutputVariableName	output_TST90838

 BST90838 - Med Mo White Owner Occ Cost, Not-Mortg

Type	Numeric (Double)
BST90838	Median Monthly Owner Costs of White Householder Specified Owner-Occupied Housing Units, Not Mortgaged
OutputVariableName	output_BST90838

 CST90839 - Med Mo Black Owner Occ Cost, Not-Mortg

Type	Numeric (Double)
CST90839	Median Monthly Owner Costs of Black Householder Specified Owner-Occupied Housing Units, Not Mortgaged
OutputVariableName	output_CST90839

 TST90839 - Med Mo Black Owner Occ Cost, Not-Mortg

Type	Numeric (Double)
TST90839	Median Monthly Owner Costs of Black Householder Specified Owner-Occupied Housing Units, Not Mortgaged
OutputVariableName	output_TST90839

 BST90839 - Med Mo Black Owner Occ Cost, Not-Mortg

Type	Numeric (Double)
BST90839	Median Monthly Owner Costs of Black Householder Specified Owner-Occupied Housing Units, Not Mortgaged
OutputVariableName	output_BST90839

 CST90840 - Med Mo As/PI Owner Occ Cost, Not-Mortg

Type	Numeric (Double)
CST90840	Median Monthly Owner Costs of Asian or Pacific Islander Householder Specified Owner-Occupied Housing Units, Not Mortgaged
OutputVariableName	output_CST90840

 TST90840 - Med Mo As/PI Owner Occ Cost, Not-Mortg

Type	Numeric (Double)
TST90840	Median Monthly Owner Costs of Asian or Pacific Islander Householder Specified Owner-Occupied Housing Units, Not Mortgaged
OutputVariableName	output_TST90840

 BST90840 - Med Mo As/PI Owner Occ Cost, Not-Mortg

Type	Numeric (Double)
BST90840	Median Monthly Owner Costs of Asian or Pacific Islander Householder Specified Owner-Occupied Housing Units, Not Mortgaged
OutputVariableName	output_BST90840

 CST90841 - Med Mo Other Owner Occ Cost, Not-Mortg

Type	Numeric (Double)
CST90841	Median Monthly Owner Costs of Other Race Householder Specified Owner-Occupied Housing Units, Not Mortgaged
OutputVariableName	output_CST90841

 TST90841 - Med Mo Other Owner Occ Cost, Not-Mortg

Type	Numeric (Double)
TST90841	Median Monthly Owner Costs of Other Race Householder Specified Owner-Occupied Housing Units, Not Mortgaged
OutputVariableName	output_TST90841

 BST90841 - Med Mo Other Owner Occ Cost, Not-Mortg

Type	Numeric (Double)
BST90841	Median Monthly Owner Costs of Other Race Householder Specified Owner-Occupied Housing Units, Not Mortgaged
OutputVariableName	output_BST90841

 CST90842 - Med Mo Hisp Owner Occ Cost, Not-Mortg

Type	Numeric (Double)
CST90842	Median Monthly Owner Costs of Hispanic Householder Specified Owner-Occupied Housing Units, Not Mortgaged
OutputVariableName	output_CST90842

 TST90842 - Med Mo Hisp Owner Occ Cost, Not-Mortg

Type	Numeric (Double)
TST90842	Median Monthly Owner Costs of Hispanic Householder Specified Owner-Occupied Housing Units, Not Mortgaged
OutputVariableName	output_TST90842

 BST90842 - Med Mo Hisp Owner Occ Cost, Not-Mortg

Type	Numeric (Double)
BST90842	Median Monthly Owner Costs of Hispanic Householder Specified Owner-Occupied Housing Units, Not Mortgaged
OutputVariableName	output_BST90842

 CST90843 - Std Dev in Mo Owner Cost, W/ Mortg

Type	Numeric (Double)
CST90843	Standard Deviation in Monthly Owner Costs of Specified Owner-Occupied Housing Units with Mortgage
OutputVariableName	output_CST90843

 TST90843 - Std Dev in Mo Owner Cost, W/ Mortg

Type	Numeric (Double)
TST90843	Standard Deviation in Monthly Owner Costs of Specified Owner-Occupied Housing Units with Mortgage
OutputVariableName	output_TST90843

 BST90843 - Std Dev in Mo Owner Cost, W/ Mortg

Type	Numeric (Double)
BST90843	Standard Deviation in Monthly Owner Costs of Specified Owner-Occupied Housing Units with Mortgage
OutputVariableName	output_BST90843

 CST90844 - Std Dev in Mo Wh Owner Cost, W/ Mortg

Type	Numeric (Double)
CST90844	Standard Deviation in Monthly Owner Costs of White Householder Specified Owner-Occupied Housing Units with Mortgage
OutputVariableName	output_CST90844

 TST90844 - Std Dev in Mo Wh Owner Cost, W/ Mortg

Type	Numeric (Double)
TST90844	Standard Deviation in Monthly Owner Costs of White Householder Specified Owner-Occupied Housing Units with Mortgage
OutputVariableName	output_TST90844

 BST90844 - Std Dev in Mo Wh Owner Cost, W/ Mortg

Type	Numeric (Double)
BST90844	Standard Deviation in Monthly Owner Costs of White Householder Specified Owner-Occupied Housing Units with Mortgage
OutputVariableName	output_BST90844

 CST90845 - Std Dev in Mo BI Owner Cost, W/ Mortg

Type	Numeric (Double)
CST90845	Standard Deviation in Monthly Owner Costs of Black Householder Specified Owner-Occupied Housing Units with Mortgage
OutputVariableName	output_CST90845

 TST90845 - Std Dev in Mo BI Owner Cost, W/ Mortg

Type	Numeric (Double)
TST90845	Standard Deviation in Monthly Owner Costs of Black Householder Specified Owner-Occupied Housing Units with Mortgage
OutputVariableName	output_TST90845

 BST90845 - Std Dev in Mo BI Owner Cost, W/ Mortg

Type	Numeric (Double)
BST90845	Standard Deviation in Monthly Owner Costs of Black Householder Specified Owner-Occupied Housing Units with Mortgage
OutputVariableName	output_BST90845

 CST90846 - Std Dev in Mo A/PI Owner Cost, W/ Mortg

Type	Numeric (Double)
CST90846	Standard Deviation in Monthly Owner Costs of Asian or Pacific Islander Householder Specified Owner-Occupied Housing Units with Mortgage
OutputVariableName	output_CST90846

 TST90846 - Std Dev in Mo A/PI Owner Cost, W/ Mortg

Type	Numeric (Double)
TST90846	Standard Deviation in Monthly Owner Costs of Asian or Pacific Islander Householder Specified Owner-Occupied Housing Units with Mortgage
OutputVariableName	output_TST90846

 BST90846 - Std Dev in Mo A/PI Owner Cost, W/ Mortg

Type	Numeric (Double)
BST90846	Standard Deviation in Monthly Owner Costs of Asian or Pacific Islander Householder Specified Owner-Occupied Housing Units with Mortgage
OutputVariableName	output_BST90846

 CST90847 - Std Dev in Mo Oth Owner Cost, W/ Mortg

Type	Numeric (Double)
CST90847	Standard Deviation in Monthly Owner Costs of Other Race Householder Specified Owner-Occupied Housing Units with Mortgage
OutputVariableName	output_CST90847

 TST90847 - Std Dev in Mo Oth Owner Cost, W/ Mortg

Type	Numeric (Double)
TST90847	Standard Deviation in Monthly Owner Costs of Other Race Householder Specified Owner-Occupied Housing Units with Mortgage
OutputVariableName	output_TST90847

 BST90847 - Std Dev in Mo Oth Owner Cost, W/ Mortg

Type	Numeric (Double)
BST90847	Standard Deviation in Monthly Owner Costs of Other Race Householder Specified Owner-Occupied Housing Units with Mortgage
OutputVariableName	output_BST90847

 CST90848 - Std Dev in Mo H Owner Cost, W/ Mortg

Type	Numeric (Double)
CST90848	Standard Deviation in Monthly Owner Costs of Hispanic Householder Specified Owner-Occupied Housing Units with Mortgage
OutputVariableName	output_CST90848

 TST90848 - Std Dev in Mo H Owner Cost, W/ Mortg

Type	Numeric (Double)
TST90848	Standard Deviation in Monthly Owner Costs of Hispanic Householder Specified Owner-Occupied Housing Units with Mortgage
OutputVariableName	output_TST90848

 BST90848 - Std Dev in Mo H Owner Cost, W/ Mortg

Type	Numeric (Double)
BST90848	Standard Deviation in Monthly Owner Costs of Hispanic Householder Specified Owner-Occupied Housing Units with Mortgage
OutputVariableName	output_BST90848

 CST90849 - Std Dev in Mo Owner Cost, Not-Mortg

Type	Numeric (Double)
CST90849	Standard Deviation in Monthly Owner Costs of Specified Owner-Occupied Housing Units, Not Mortgage
OutputVariableName	output_CST90849

 TST90849 - Std Dev in Mo Owner Cost, Not-Mortg

Type	Numeric (Double)
TST90849	Standard Deviation in Monthly Owner Costs of Specified Owner-Occupied Housing Units, Not Mortgage
OutputVariableName	output_TST90849

 BST90849 - Std Dev in Mo Owner Cost, Not-Mortg

Type	Numeric (Double)
BST90849	Standard Deviation in Monthly Owner Costs of Specified Owner-Occupied Housing Units, Not Mortgage
OutputVariableName	output_BST90849

 CST90850 - Std Dev in Mo Wh Owner Cost, Not-Mortg

Type	Numeric (Double)
CST90850	Standard Deviation in Monthly Owner Costs of White Householder Specified Owner-Occupied Housing Units, Not Mortgaged
OutputVariableName	output_CST90850

 TST90850 - Std Dev in Mo Wh Owner Cost, Not-Mortg

Type	Numeric (Double)
TST90850	Standard Deviation in Monthly Owner Costs of White Householder Specified Owner-Occupied Housing Units, Not Mortgaged
OutputVariableName	output_TST90850

 BST90850 - Std Dev in Mo Wh Owner Cost, Not-Mortg

Type	Numeric (Double)
BST90850	Standard Deviation in Monthly Owner Costs of White Householder Specified Owner-Occupied Housing Units, Not Mortgaged
OutputVariableName	output_BST90850

 CST90851 - Std Dev in Mo BI Owner Cost, Not-Mortg

Type	Numeric (Double)
CST90851	Standard Deviation in Monthly Owner Costs of Black Householder Specified Owner-Occupied Housing Units, Not Mortgaged
OutputVariableName	output_CST90851

 TST90851 - Std Dev in Mo BI Owner Cost, Not-Mortg

Type	Numeric (Double)
TST90851	Standard Deviation in Monthly Owner Costs of Black Householder Specified Owner-Occupied Housing Units, Not Mortgaged
OutputVariableName	output_TST90851

 BST90851 - Std Dev in Mo BI Owner Cost, Not-Mortg

Type	Numeric (Double)
BST90851	Standard Deviation in Monthly Owner Costs of Black Householder Specified Owner-Occupied Housing Units, Not Mortgaged
OutputVariableName	output_BST90851

 CST90852 - Std Dev in Mo A/PI Owner Cost, Not-Mortg

Type	Numeric (Double)
CST90852	Standard Deviation in Monthly Owner Costs of Asian or Pacific Islander Householder Specified Owner-Occupied Housing Units, Not Mortgaged
OutputVariableName	output_CST90852

 TST90852 - Std Dev in Mo A/PI Owner Cost, Not-Mortg

Type	Numeric (Double)
TST90852	Standard Deviation in Monthly Owner Costs of Asian or Pacific Islander Householder Specified Owner-Occupied Housing Units, Not Mortgaged
OutputVariableName	output_TST90852

 BST90852 - Std Dev in Mo A/PI Owner Cost, Not-Mortg

Type	Numeric (Double)
BST90852	Standard Deviation in Monthly Owner Costs of Asian or Pacific Islander Householder Specified Owner-Occupied Housing Units, Not Mortgaged
OutputVariableName	output_BST90852

 CST90853 - Std Dev in Mo Oth Owner Cost, Not-Mortg

Type	Numeric (Double)
CST90853	Standard Deviation in Monthly Owner Costs of Other Race Householder Specified Owner-Occupied Housing Units, Not Mortgaged
OutputVariableName	output_CST90853

 TST90853 - Std Dev in Mo Oth Owner Cost, Not-Mortg

Type	Numeric (Double)
TST90853	Standard Deviation in Monthly Owner Costs of Other Race Householder Specified Owner-Occupied Housing Units, Not Mortgaged
OutputVariableName	output_TST90853

 BST90853 - Std Dev in Mo Oth Owner Cost, Not-Mortg

Type	Numeric (Double)
BST90853	Standard Deviation in Monthly Owner Costs of Other Race Householder Specified Owner-Occupied Housing Units, Not Mortgaged
OutputVariableName	output_BST90853

 CST90854 - Std Dev in Mo H Owner Cost, Not-Mortg

Type	Numeric (Double)
CST90854	Standard Deviation in Monthly Owner Costs of Hispanic Householder Specified Owner-Occupied Housing Units, Not Mortgaged
OutputVariableName	output_CST90854

 TST90854 - Std Dev in Mo H Owner Cost, Not-Mortg

Type	Numeric (Double)
TST90854	Standard Deviation in Monthly Owner Costs of Hispanic Householder Specified Owner-Occupied Housing Units, Not Mortgaged
OutputVariableName	output_TST90854

 BST90854 - Std Dev in Mo H Owner Cost, Not-Mortg

Type	Numeric (Double)
BST90854	Standard Deviation in Monthly Owner Costs of Hispanic Householder Specified Owner-Occupied Housing Units, Not Mortgaged
OutputVariableName	output_BST90854

 CST90855 - Med Mortgaged Mo Owner Cost Per HH Inc

Type	Numeric (Double)
CST90855	Median Monthly Owner Costs of Specified Owner-Occupied Mortgaged Housing Units as a Percentage of Household Income in 1989
OutputVariableName	output_CST90855

 TST90855 - Med Mortgaged Mo Owner Cost Per HH Inc

Type	Numeric (Double)
TST90855	Median Monthly Owner Costs of Specified Owner-Occupied Mortgaged Housing Units as a Percentage of Household Income in 1989
OutputVariableName	output_TST90855

 BST90855 - Med Mortgaged Mo Owner Cost Per HH Inc

Type	Numeric (Double)
BST90855	Median Monthly Owner Costs of Specified Owner-Occupied Mortgaged Housing Units as a Percentage of Household Income in 1989
OutputVariableName	output_BST90855

 CST90856 - Med Non-Mortg Mo Owner Cost Per HH Inc

Type	Numeric (Double)
CST90856	Median Monthly Owner Costs of Specified Owner-Occupied Not Mortgaged Housing Units as a Percentage of Household Income in 1989
OutputVariableName	output_CST90856

 TST90856 - Med Non-Mortg Mo Owner Cost Per HH Inc

Type	Numeric (Double)
TST90856	Median Monthly Owner Costs of Specified Owner-Occupied Not Mortgaged Housing Units as a Percentage of Household Income in 1989
OutputVariableName	output_TST90856

 BST90856 - Med Non-Mortg Mo Owner Cost Per HH Inc

Type	Numeric (Double)
BST90856	Median Monthly Owner Costs of Specified Owner-Occupied Not Mortgaged Housing Units as a Percentage of Household Income in 1989
OutputVariableName	output_BST90856

 CST90857 - Prop Occ H Units W/O Complete Plumbing

Type	Numeric (Double)
CST90857	Proportion Occupied Housing Units Lacking Complete Plumbing Facilities
OutputVariableName	output_CST90857

 TST90857 - Prop Occ H Units W/O Complete Plumbing

Type	Numeric (Double)
TST90857	Proportion Occupied Housing Units Lacking Complete Plumbing Facilities
OutputVariableName	output_TST90857

 BST90857 - Prop Occ H Units W/O Complete Plumbing

Type	Numeric (Double)
BST90857	Proportion Occupied Housing Units Lacking Complete Plumbing Facilities
OutputVariableName	output_BST90857

 CST90858 - Prop Wh Occ H Units W/O Compl Plumbing

Type	Numeric (Double)
CST90858	Proportion White Householder Occupied Housing Units Lacking Complete Plumbing Facilities
OutputVariableName	output_CST90858

 TST90858 - Prop Wh Occ H Units W/O Compl Plumbing

Type	Numeric (Double)
TST90858	Proportion White Householder Occupied Housing Units Lacking Complete Plumbing Facilities
OutputVariableName	output_TST90858

 BST90858 - Prop Wh Occ H Units W/O Compl Plumbing

Type	Numeric (Double)
BST90858	Proportion White Householder Occupied Housing Units Lacking Complete Plumbing Facilities
OutputVariableName	output_BST90858

CST90859 - Prop Bl Occ H Units W/O Compl Plumbing

Type	Numeric (Double)
CST90859	Proportion Black Householder Occupied Housing Units Lacking Complete Plumbing Facilities
OutputVariableName	output_CST90859

TST90859 - Prop Bl Occ H Units W/O Compl Plumbing

Type	Numeric (Double)
TST90859	Proportion Black Householder Occupied Housing Units Lacking Complete Plumbing Facilities
OutputVariableName	output_TST90859

BST90859 - Prop Bl Occ H Units W/O Compl Plumbing

Type	Numeric (Double)
BST90859	Proportion Black Householder Occupied Housing Units Lacking Complete Plumbing Facilities
OutputVariableName	output_BST90859

CST90860 - Prop As/PI Occ H Units W/O Compl Plumbng

Type	Numeric (Double)
CST90860	Proportion Asian or Pacific Islander Householder Occupied Housing Units Lacking Complete Plumbing Facilities
OutputVariableName	output_CST90860

TST90860 - Prop As/PI Occ H Units W/O Compl Plumbng

Type	Numeric (Double)
TST90860	Proportion Asian or Pacific Islander Householder Occupied Housing Units Lacking Complete Plumbing Facilities
OutputVariableName	output_TST90860

BST90860 - Prop As/PI Occ H Units W/O Compl Plumbng

Type	Numeric (Double)
BST90860	Proportion Asian or Pacific Islander Householder Occupied Housing Units Lacking Complete Plumbing Facilities
OutputVariableName	output_BST90860

CST90861 - Prop Oth Occ H Units W/O Compl Plumbing

Type	Numeric (Double)
CST90861	Proportion Other Race Householder Occupied Housing Units Lacking Complete Plumbing Facilities
OutputVariableName	output_CST90861

TST90861 - Prop Oth Occ H Units W/O Compl Plumbing

Type	Numeric (Double)
TST90861	Proportion Other Race Householder Occupied Housing Units Lacking Complete Plumbing Facilities
OutputVariableName	output_TST90861

BST90861 - Prop Oth Occ H Units W/O Compl Plumbing

Type	Numeric (Double)
BST90861	Proportion Other Race Householder Occupied Housing Units Lacking Complete Plumbing Facilities
OutputVariableName	output_BST90861

CST90862 - Prop H Occ H Units W/O Complete Plumbing

Type	Numeric (Double)
CST90862	Proportion Hispanic Householder Occupied Housing Units
OutputVariableName	output_CST90862

TST90862 - Prop H Occ H Units W/O Complete Plumbing

Type	Numeric (Double)
TST90862	Proportion Hispanic Householder Occupied Housing Units
OutputVariableName	output_TST90862

BST90862 - Prop H Occ H Units W/O Complete Plumbing

Type	Numeric (Double)
BST90862	Proportion Hispanic Householder Occupied Housing Units

OutputVariableName	output_BST90862
--------------------	-----------------

CST90863 - Prop Owner-Occ H Units W/O All Plumbing

Type	Numeric (Double)
CST90863	Proportion Owner-Occupied Housing Units Lacking Complete Plumbing Facilities and with 1.01 or More Persons per Room
OutputVariableName	output_CST90863

TST90863 - Prop Owner-Occ H Units W/O All Plumbing

Type	Numeric (Double)
TST90863	Proportion Owner-Occupied Housing Units Lacking Complete Plumbing Facilities and with 1.01 or More Persons per Room
OutputVariableName	output_TST90863

BST90863 - Prop Owner-Occ H Units W/O All Plumbing

Type	Numeric (Double)
BST90863	Proportion Owner-Occupied Housing Units Lacking Complete Plumbing Facilities and with 1.01 or More Persons per Room
OutputVariableName	output_BST90863

CST90864 - Prop Rntr-Occ H Units W/O All Plumbing

Type	Numeric (Double)
CST90864	Proportion Renter-Occupied Housing Units Lacking Complete Plumbing Facilities and with 1.01 or More Persons per Room
OutputVariableName	output_CST90864

TST90864 - Prop Rntr-Occ H Units W/O All Plumbing

Type	Numeric (Double)
TST90864	Proportion Renter-Occupied Housing Units Lacking Complete Plumbing Facilities and with 1.01 or More Persons per Room
OutputVariableName	output_TST90864

BST90864 - Prop Rntr-Occ H Units W/O All Plumbing

Type	Numeric (Double)
BST90864	Proportion Renter-Occupied Housing Units Lacking Complete Plumbing Facilities and with 1.01 or More Persons per Room

OutputVariableName	output_BST90864
--------------------	-----------------

CST90865 - Prop H Units W/O Complete Kitchen Facil

Type	Numeric (Double)
CST90865	Proportion Housing Units Lacking Complete Kitchen Facilities
OutputVariableName	output_CST90865

TST90865 - Prop H Units W/O Complete Kitchen Facil

Type	Numeric (Double)
TST90865	Proportion Housing Units Lacking Complete Kitchen Facilities
OutputVariableName	output_TST90865

BST90865 - Prop H Units W/O Complete Kitchen Facil

Type	Numeric (Double)
BST90865	Proportion Housing Units Lacking Complete Kitchen Facilities
OutputVariableName	output_BST90865

CST90866 - Prop Owner-Occ H Units W/ Telephone

Type	Numeric (Double)
CST90866	Proportion Owner-Occupied Housing Units with Telephone
OutputVariableName	output_CST90866

TST90866 - Prop Owner-Occ H Units W/ Telephone

Type	Numeric (Double)
TST90866	Proportion Owner-Occupied Housing Units with Telephone
OutputVariableName	output_TST90866

BST90866 - Prop Owner-Occ H Units W/ Telephone

Type	Numeric (Double)
BST90866	Proportion Owner-Occupied Housing Units with Telephone
OutputVariableName	output_BST90866

CST90867 - Prop Rntr-Occ H Units W/ Telephone

Type	Numeric (Double)
CST90867	Proportion Renter-Occupied Housing Units with Telephone

OutputVariableName	output_CST90867
--------------------	-----------------

TST90867 - Prop Rntr-Occ H Units W/ Telephone

Type	Numeric (Double)
TST90867	Proportion Renter-Occupied Housing Units with Telephone
OutputVariableName	output_TST90867

BST90867 - Prop Rntr-Occ H Units W/ Telephone

Type	Numeric (Double)
BST90867	Proportion Renter-Occupied Housing Units with Telephone
OutputVariableName	output_BST90867

CSD90868 - Prop School Aged Chldrn At-Risk

Type	Numeric (Double)
CSD90868	Proportion School Age Children (6-19 Years) Who are "At Risk" School Age Children - County
OutputVariableName	output_CSD90868

CSD90869 - Prop Pre-School Aged Chldrn At-Risk

Type	Numeric (Double)
CSD90869	Proportion Pre-school Age Children (4-5 Years) Who are "At Risk" Pre-school Age Children - County
OutputVariableName	output_CSD90869

CAR93870 - Total Phys-PC Per 100,000

Type	Numeric (Double)
CAR93870	Total Physicians (non-Federal) Providing Patient Care per 100,000 Population - County
OutputVariableName	output_CAR93870

CAR90870 - Total Phys-PC Per 100,000

Type	Numeric (Double)
CAR90870	Total Physicians (non-Federal) Providing Patient Care per 100,000 Population - County
OutputVariableName	output_CAR90870



Type	Numeric (Double)
CAR93871	Office-Based Physicians (non-Federal) Providing Patient Care per 100,000 Population - County
OutputVariableName	output_CAR93871



Type	Numeric (Double)
CAR90871	Office-Based Physicians (non-Federal) Providing Patient Care per 100,000 Population - County
OutputVariableName	output_CAR90871



Type	Numeric (Double)
CAR93872	General and Family Practice Physicians (non-Federal) Providing Patient Care per 100,000 Population - County
OutputVariableName	output_CAR93872



Type	Numeric (Double)
CAR90872	General and Family Practice Physicians (non-Federal) Providing Patient Care per 100,000 Population - County
OutputVariableName	output_CAR90872



Type	Numeric (Double)
CAR93873	Office-Based General and Family Practice Physicians (non-Federal) Providing Patient Care per 100,000 Population - County
OutputVariableName	output_CAR93873



Type	Numeric (Double)
CAR90873	Office-Based General and Family Practice Physicians (non-Federal) Providing Patient Care per 100,000 Population - County
OutputVariableName	output_CAR90873

 CAR93874 - Med Spec Phys-PC Per 100,000

Type	Numeric (Double)
CAR93874	Medical Specialist (Total) Physicians (non-Federal) Providing Patient Care per 100,000 Population - County
OutputVariableName	output_CAR93874

 CAR90874 - Med Spec Phys-PC Per 100,000

Type	Numeric (Double)
CAR90874	Medical Specialist (Total) Physicians (non-Federal) Providing Patient Care per 100,000 Population - County
OutputVariableName	output_CAR90874

 CAR93875 - OB Med Spec Phys-PC Per 100,000

Type	Numeric (Double)
CAR93875	Office-Based Medical Specialist (Total) Physicians (non-Federal) Providing Patient Care per 100,000 Population - County
OutputVariableName	output_CAR93875

 CAR90875 - OB Med Spec Phys-PC Per 100,000

Type	Numeric (Double)
CAR90875	Office-Based Medical Specialist (Total) Physicians (non-Federal) Providing Patient Care per 100,000 Population - County
OutputVariableName	output_CAR90875

 CAR93876 - Pediatric Spec Phys-PC Per 100,000

Type	Numeric (Double)
CAR93876	Pediatric Specialist Physicians (non-Federal) Providing Patient Care per 100,000 Population - County
OutputVariableName	output_CAR93876

 CAR90876 - Pediatric Spec Phys-PC Per 100,000

Type	Numeric (Double)
CAR90876	Pediatric Specialist Physicians (non-Federal) Providing Patient Care per 100,000 Population - County
OutputVariableName	output_CAR90876

 CAR93877 - OB Pediatric Spec Phys-PC Per 100,000

Type	Numeric (Double)
CAR93877	Office-Based Pediatric Specialist Physicians (non-Federal) Providing Patient Care per 100,000 Population - County
OutputVariableName	output_CAR93877

 CAR90877 - OB Pediatric Spec Phys-PC Per 100,000

Type	Numeric (Double)
CAR90877	Office-Based Pediatric Specialist Physicians (non-Federal) Providing Patient Care per 100,000 Population - County
OutputVariableName	output_CAR90877

 CAR90878 - Pediatric Spec Phys-PC Per 100,000 <17

Type	Numeric (Double)
CAR90878	Pediatric Specialist Physicians (non-Federal) Providing Patient Care per 100,000 Population Aged 17 and Younger - County
OutputVariableName	output_CAR90878

 CAR90879 - OB Ped Spec Phys-PC Per 100,000 <17

Type	Numeric (Double)
CAR90879	Office-Based Pediatric Specialist Physicians (non-Federal) Providing Patient Care per 100,000 Population Aged 17 and Younger - County
OutputVariableName	output_CAR90879

 CAR93880 - Ob-Gyn Spec Phys-PC Per 100,000

Type	Numeric (Double)
CAR93880	Ob-Gyn Specialist Physicians (non-Federal) Providing Patient Care per 100,000 Population - County
OutputVariableName	output_CAR93880

 CAR90880 - Ob-Gyn Spec Phys-PC Per 100,000

Type	Numeric (Double)
CAR90880	Ob-Gyn Specialist Physicians (non-Federal) Providing Patient Care per 100,000 Population - County
OutputVariableName	output_CAR90880

 CAR93881 - OB Ob-Gyn Spec Phys-PC Per 100,000

Type	Numeric (Double)
CAR93881	Office-Based Ob-Gyn Specialist Physicians (non-Federal) Providing Patient Care per 100,000 Population - County
OutputVariableName	output_CAR93881

 CAR90881 - OB Ob-Gyn Spec Phys-PC Per 100,000

Type	Numeric (Double)
CAR90881	Office-Based Ob-Gyn Specialist Physicians (non-Federal) Providing Patient Care per 100,000 Population - County
OutputVariableName	output_CAR90881

 CAR93882 - Ob-Gyn Spec Phys-PC Per 100,000 W 15-44

Type	Numeric (Double)
CAR93882	Ob-Gyn Specialist Physicians (non-Federal) Providing Patient Care per 100,000 Women Age 15-44 - County
OutputVariableName	output_CAR93882

 CAR90882 - Ob-Gyn Spec Phys-PC Per 100,000 W 15-44

Type	Numeric (Double)
CAR90882	Ob-Gyn Specialist Physicians (non-Federal) Providing Patient Care per 100,000 Women Age 15-44 - County
OutputVariableName	output_CAR90882

 CAR93883 - OB Ob-Gyn Sp Phys-PC Per 100,000 W 15-44

Type	Numeric (Double)
CAR93883	Office-Based Ob-Gyn Specialist Physicians (non-Federal) Providing Patient Care per 100,000 Women Age 15-44 - County
OutputVariableName	output_CAR93883

 CAR90883 - OB Ob-Gyn Sp Phys-PC Per 100,000 W 15-44

Type	Numeric (Double)
CAR90883	Office-Based Ob-Gyn Specialist Physicians (non-Federal) Providing Patient Care per 100,000 Women Age 15-44 - County
OutputVariableName	output_CAR90883



Type	Numeric (Double)
CAR93884	Orthopedic Specialist Physicians (non-Federal) Providing Patient Care per 100,000 Population - County
OutputVariableName	output_CAR93884



Type	Numeric (Double)
CAR90884	Orthopedic Specialist Physicians (non-Federal) Providing Patient Care per 100,000 Population - County
OutputVariableName	output_CAR90884



Type	Numeric (Double)
CAR93885	Office-Based Orthopedic Specialist Physicians (non-Federal) Providing Patient Care per 100,000 Population - County
OutputVariableName	output_CAR93885



Type	Numeric (Double)
CAR90885	Office-Based Orthopedic Specialist Physicians (non-Federal) Providing Patient Care per 100,000 Population - County
OutputVariableName	output_CAR90885



Type	Numeric (Double)
CAR93886	Child Psychology Specialist Physicians (non-Federal) Providing Patient Care per 100,000 Population - County
OutputVariableName	output_CAR93886



Type	Numeric (Double)
CAR90886	Child Psychology Specialist Physicians (non-Federal) Providing Patient Care per 100,000 Population - County
OutputVariableName	output_CAR90886

 CAR93887 - OB Child Psych Spec Phys-PC Per 100,000

Type	Numeric (Double)
CAR93887	Office-Based Child Psychology Specialist Physicians (non-Federal) Providing Patient Care per 100,000 Population - County
OutputVariableName	output_CAR93887

 CAR90887 - OB Child Psych Spec Phys-PC Per 100,000

Type	Numeric (Double)
CAR90887	Office-Based Child Psychology Specialist Physicians (non-Federal) Providing Patient Care per 100,000 Population - County
OutputVariableName	output_CAR90887

 CAR90888 - Child Psych Spec Phys-PC Per 100,000 <17

Type	Numeric (Double)
CAR90888	Child Psychology Specialist Physicians (non-Federal) Providing Patient Care per 100,000 Population Aged 17 and Younger - County
OutputVariableName	output_CAR90888

 CAR90889 - OB Chld Psych Sp Phys-PC Per 100,000 <17

Type	Numeric (Double)
CAR90889	Office-Based Child Psychology Specialist Physicians (non-Federal) Providing Patient Care per 100,000 Population Aged 17 and Younger - County
OutputVariableName	output_CAR90889

 CAR93890 - Psychiatry Spec Phys-PC Per 100,000

Type	Numeric (Double)
CAR93890	Psychiatry Specialist Physicians (non-Federal) Providing Patient Care per 100,000 Population - County
OutputVariableName	output_CAR93890

 CAR90890 - Psychiatry Spec Phys-PC Per 100,000

Type	Numeric (Double)
CAR90890	Psychiatry Specialist Physicians (non-Federal) Providing Patient Care per 100,000 Population - County
OutputVariableName	output_CAR90890

 CAR93891 - OB Psychiatry Spec Phys-PC Per 100,000

Type	Numeric (Double)
CAR93891	Office-Based Psychiatry Specialist Physicians (non-Federal) Providing Patient Care per 100,000 Population - County
OutputVariableName	output_CAR93891

 CAR90891 - OB Psychiatry Spec Phys-PC Per 100,000

Type	Numeric (Double)
CAR90891	Office-Based Psychiatry Specialist Physicians (non-Federal) Providing Patient Care per 100,000 Population - County
OutputVariableName	output_CAR90891

 CAR93892 - Emergency Med Spec Phys-PC Per 100,000

Type	Numeric (Double)
CAR93892	Emergency Medical Specialist Physicians (non-Federal) Providing Patient Care per 100,000 Population - County
OutputVariableName	output_CAR93892

 CAR90892 - Emergency Med Spec Phys-PC Per 100,000

Type	Numeric (Double)
CAR90892	Emergency Medical Specialist Physicians (non-Federal) Providing Patient Care per 100,000 Population - County
OutputVariableName	output_CAR90892

 CAR93893 - OB Emerg Med Spec Phys-PC Per 100,000


Type	Numeric (Double)
CAR93893	Office-Based Emergency Medical Specialist Physicians (non-Federal) Providing Patient Care per 100,000 Population - County
OutputVariableName	output_CAR93893

 CAR90893 - OB Emerg Med Spec Phys-PC Per 100,000

Type	Numeric (Double)
CAR90893	Office-Based Emergency Medical Specialist Physicians (non-Federal) Providing Patient Care per 100,000 Population - County
OutputVariableName	output_CAR90893

 CAR93894 - Phys Med/Rehab Spec Phys-PC Per 100,000

Type	Numeric (Double)
CAR93894	Physical Medicine/Rehabilitation Specialist Physicians (non-Federal) Providing Patient Care per 100,000 Population - County
OutputVariableName	output_CAR93894

 CAR90894 - Phys Med/Rehab Spec Phys-PC Per 100,000

Type	Numeric (Double)
CAR90894	Physical Medicine/Rehabilitation Specialist Physicians (non-Federal) Providing Patient Care per 100,000 Population - County
OutputVariableName	output_CAR90894

 CAR93895 - OB Phys Med/Rehab Sp Phys-PC Per 100,000

Type	Numeric (Double)
CAR93895	Office-Based Physical Medicine/Rehabilitation Specialist Physicians (non-Federal) Providing Patient Care per 100,000 Population - County
OutputVariableName	output_CAR93895

 CAR90895 - OB Phys Med/Rehab Sp Phys-PC Per 100,000

Type	Numeric (Double)
CAR90895	Office-Based Physical Medicine/Rehabilitation Specialist Physicians (non-Federal) Providing Patient Care per 100,000 Population - County
OutputVariableName	output_CAR90895

 CAR93896 - Gen Prev Med Spec Phys-PC Per 100,000

Type	Numeric (Double)
CAR93896	General Preventive Medicine Specialist Physicians (non-Federal) Providing Patient Care per 100,000 Population - County
OutputVariableName	output_CAR93896

 CAR90896 - Gen Prev Med Spec Phys-PC Per 100,000

Type	Numeric (Double)
CAR90896	General Preventive Medicine Specialist Physicians (non-Federal) Providing Patient Care per 100,000 Population - County
OutputVariableName	output_CAR90896

 CAR93897 - OB Gen Prev Med Spec Phys-PC Per 100,000

Type	Numeric (Double)
CAR93897	Office-Based General Preventive Medicine Specialist Physicians (non-Federal) Providing Patient Care per 100,000 Population - County
OutputVariableName	output_CAR93897

 CAR90897 - OB Gen Prev Med Spec Phys-PC Per 100,000

Type	Numeric (Double)
CAR90897	Office-Based General Preventive Medicine Specialist Physicians (non-Federal) Providing Patient Care per 100,000 Population - County
OutputVariableName	output_CAR90897

 CAR93898 - Gen Pub Health Spec Phys-PC Per 100,000

Type	Numeric (Double)
CAR93898	General Public Health Specialist Physicians (non-Federal) Providing Patient Care per 100,000 Population - County
OutputVariableName	output_CAR93898

 CAR90898 - Gen Pub Health Spec Phys-PC Per 100,000

Type	Numeric (Double)
CAR90898	General Public Health Specialist Physicians (non-Federal) Providing Patient Care per 100,000 Population - County
OutputVariableName	output_CAR90898

 CAR93899 - OB Pub Health Spec Phys-PC Per 100,000

Type	Numeric (Double)
CAR93899	Office-Based Public Health Specialist Physicians (non-Federal) Providing Patient Care per 100,000 Population - County
OutputVariableName	output_CAR93899

 CAR90899 - OB Pub Health Spec Phys-PC Per 100,000

Type	Numeric (Double)
CAR90899	Office-Based Public Health Specialist Physicians (non-Federal) Providing Patient Care per 100,000 Population - County
OutputVariableName	output_CAR90899

 CAR89900 - D.O.'s Active Per 100,000

Type	Numeric (Double)
CAR89900	D.O.'s Active (non-Federal) per 100,000 Population - County
OutputVariableName	output_CAR89900

 CAR89901 - Gen Practice D.O.'s Active Per 100,000

Type	Numeric (Double)
CAR89901	D.O.'s Active (non-Federal) in General Practice per 100,000 Population - County
OutputVariableName	output_CAR89901

 CAR89902 - Pediatric D.O.'s Active Per 100,000

Type	Numeric (Double)
CAR89902	D.O.'s Active (non-Federal) in Pediatrics per 100,000 Population - County
OutputVariableName	output_CAR89902

 CAR89903 - Pediatric D.O.'s Active Per 100,000 <17

Type	Numeric (Double)
CAR89903	D.O.'s Active (non-Federal) in Pediatrics per 100,000 Population Aged 17 and Younger - County
OutputVariableName	output_CAR89903

 CAR89904 - Ob-Gyn D.O.'s Active Per 100,000

Type	Numeric (Double)
CAR89904	D.O.'s Active (non-Federal) in Ob-Gyn per 100,000 Population - County
OutputVariableName	output_CAR89904

 CAR89905 - Ob-Gyn D.O.'s Active Per 100,000 W 15-44

Type	Numeric (Double)
CAR89905	D.O.'s Active (non-Federal) in Ob-Gyn per 100,000 Women Aged 15-44 - County
OutputVariableName	output_CAR89905

 CAR90906 - Dentists Per 100,000

Type	Numeric (Double)
CAR90906	Dentists per 100,000 Population - County
OutputVariableName	output_CAR90906

CAR90907 - Dental Hygienists Per 100,000

Type	Numeric (Double)
CAR90907	Dental Hygienists per 100,000 Population - County
OutputVariableName	output_CAR90907

CAR90908 - Dental Assistants Per 100,000

Type	Numeric (Double)
CAR90908	Dental Assistants per 100,000 Population - County
OutputVariableName	output_CAR90908

CAR90909 - Registered Nurses Per 100,000

Type	Numeric (Double)
CAR90909	Registered Nurses per 100,000 Population - County
OutputVariableName	output_CAR90909

CAR90910 - Licensed Practical Nurses Per 100,000

Type	Numeric (Double)
CAR90910	Licensed Practical Nurses per 100,000 Population - County
OutputVariableName	output_CAR90910

CAR90911 - Physicians Assistants Per 100,000

Type	Numeric (Double)
CAR90911	Physicians Assistants per 100,000 Population - County
OutputVariableName	output_CAR90911

CAR90912 - Health Aides Per 100,000

Type	Numeric (Double)
CAR90912	Health Aides, Except Nursing, per 100,000 Population - County
OutputVariableName	output_CAR90912

CAR90913 - Health Diagnostic Pract Per 100,000

Type	Numeric (Double)
CAR90913	Health Diagnostic Practitioners per 100,000 Population - County
OutputVariableName	output_CAR90913

CAR90914 - Physical Therapists Per 100,000

Type	Numeric (Double)
CAR90914	Physical Therapists per 100,000 Population - County
OutputVariableName	output_CAR90914

CAR90915 - Pharmacists Per 100,000

Type	Numeric (Double)
CAR90915	Pharmacists per 100,000 Population - County
OutputVariableName	output_CAR90915

CAR95916 - HPSA Code-PC (1=Whole, 2=Part County)

Type	Code
Measurement Unit	numeric
CAR95916	HPSA (Health Professions Shortage Area) Code - Primary Care - County
OutputVariableName	output_CAR95916
0	none of the county designated as shortage area
1	the whole county designated as shortage area
2	one or more parts of the county designated as shortage area
.G	geocode missing

CAR93916 - HPSA Code-PC (1=Whole, 2=Part County)

Type	Code
Measurement Unit	numeric
CAR93916	HPSA (Health Professions Shortage Area) Code - Primary Care - County
OutputVariableName	output_CAR93916
0	none of the county designated as shortage area
1	the whole county designated as shortage area
2	one or more parts of the county designated as shortage area

.G	geocode missing
----	-----------------

CAR91916 - HPSA Code-PC (1=Whole, 2=Part County)

Type	Code
Measurement Unit	numeric
CAR91916	HPSA (Health Professions Shortage Area) Code - Primary Care - County
OutputVariableName	output_CAR91916
0	none of the county designated as shortage area
1	the whole county designated as shortage area
2	one or more parts of the county designated as shortage area
.G	geocode missing

CAR89917 - HMSA Code-PC (1=Whole, 2=Part County)

Type	Code
Measurement Unit	numeric
CAR89917	HMSA (Health Manpower Shortage Area) Code - Primary Care - County
OutputVariableName	output_CAR89917
0	none of the county designated as shortage area
1	the whole county designated as shortage area
2	one or more parts of the county designated as shortage area
.G	geocode missing

CAR92918 - Hospitals Per 100,000

Type	Numeric (Double)
CAR92918	Hospitals per 100,000 Population - County
OutputVariableName	output_CAR92918

CAR90918 - Hospitals Per 100,000

Type	Numeric (Double)
CAR90918	Hospitals per 100,000 Population - County
OutputVariableName	output_CAR90918

 CAR92919 - Short Term Gen Hospitals Per 100,000

Type	Numeric (Double)
CAR92919	Short Term General Hospitals per 100,000 Population - County
OutputVariableName	output_CAR92919

 CAR90919 - Short Term Gen Hospitals Per 100,000

Type	Numeric (Double)
CAR90919	Short Term General Hospitals per 100,000 Population - County
OutputVariableName	output_CAR90919

 CAR92920 - Hospital Beds Per 100,000

Type	Numeric (Double)
CAR92920	Hospital (All Hospitals) Beds per 100,000 Population - County
OutputVariableName	output_CAR92920

 CAR90920 - Hospital Beds Per 100,000

Type	Numeric (Double)
CAR90920	Hospital (All Hospitals) Beds per 100,000 Population - County
OutputVariableName	output_CAR90920

 CAR92921 - ST Gen Hospital Beds Per 100,000

Type	Numeric (Double)
CAR92921	Short Term General Hospital Beds per 100,000 Population - County
OutputVariableName	output_CAR92921

 CAR90921 - ST Gen Hospital Beds Per 100,000

Type	Numeric (Double)
CAR90921	Short Term General Hospital Beds per 100,000 Population - County
OutputVariableName	output_CAR90921

 CAR92922 - # Hosp W/Alc/Drug Abuse OP Per 100,000

Type	Numeric (Double)
CAR92922	Short Term General Hospitals Offering Alcohol/Drug Abuse Outpatient Service per 100,000 Population - County

OutputVariableName	output_CAR92922
--------------------	-----------------

CAR92923 - # Hosp W/AIDS/ARC OP Per 100,000

Type	Numeric (Double)
CAR92923	Short Term General Hospitals Offering AIDS/ARC Outpatient Program per 100,000 Population - County
OutputVariableName	output_CAR92923

CAR92924 - # Hosp W/AIDS/ARC Unit Per 100,000

Type	Numeric (Double)
CAR92924	Short Term General Hospitals with AIDS/ARC Unit per 100,000 Population - County
OutputVariableName	output_CAR92924

CAR92925 - # H W/Comm Hlth Promtn Per 100,000

Type	Numeric (Double)
CAR92925	Short Term General Hospitals Offering Community Health Promotion Program per 100,000 Population - County
OutputVariableName	output_CAR92925

CAR92926 - # Hosp W/Fertl Counsel Per 100,000

Type	Numeric (Double)
CAR92926	Short Term General Hospitals Offering Fertility Counseling per 100,000 Population - County
OutputVariableName	output_CAR92926

CAR92927 - # Hosp W/Fert Cnsl Per 100,000 W 15-44

Type	Numeric (Double)
CAR92927	Short Term General Hospitals Offering Fertility Counseling per 100,000 Women Aged 15-44 - County
OutputVariableName	output_CAR92927

CAR92928 - # Hosp W/Repr Serv Per 100,000

Type	Numeric (Double)
CAR92928	Short Term General Hospitals Offering Reproductive Services per 100,000 Population - County

OutputVariableName	output_CAR92928
--------------------	-----------------

CAR92929 - # Hosp W/Repr Serv Per 100,000 W 15-44

Type	Numeric (Double)
CAR92929	Short Term General Hospitals Offering Reproductive Services per 100,000 Population Women Aged 15-44 - County
OutputVariableName	output_CAR92929

CAR92930 - # Hosp W/Sterilization Per 100,000

Type	Numeric (Double)
CAR92930	Short Term General Hospitals Offering Sterilization Service per 100,000 Population - County
OutputVariableName	output_CAR92930

CAR92931 - # Hosp W/Steril Per 100,000 15-44

Type	Numeric (Double)
CAR92931	Short Term General Hospitals Offering Sterilization Service per 100,000 Population Adults Aged 15-44 - County
OutputVariableName	output_CAR92931

CAR92932 - # Hosp W/Fitness Center Per 100,000

Type	Numeric (Double)
CAR92932	Short Term General Hospitals with Fitness Center per 100,000 Population - County
OutputVariableName	output_CAR92932

CAR92933 - # Hosp W/Women Hlth Ctr Per 100,000

Type	Numeric (Double)
CAR92933	Short Term General Hospitals with Women's Health Center/Service per 100,000 Population - County
OutputVariableName	output_CAR92933

CAR92934 - # Hosp W/Wom Hlth Ctr Per 100,000 W 15+

Type	Numeric (Double)
CAR92934	Short Term General Hospitals with Women's Health Center/Service per 100,000 Women Aged 15 and Older - County

OutputVariableName	output_CAR92934
--------------------	-----------------

CAR92935 - # Hosp W/Recr Therapy Per 100,000

Type	Numeric (Double)
CAR92935	Short Term General Hospitals Offering Recreational Therapy per 100,000 Population - County
OutputVariableName	output_CAR92935

CAR92936 - # Hosp W/Cert Trauma Cntr Per 100,000

Type	Numeric (Double)
CAR92936	Short Term General Hospitals with Certified Trauma Center per 100,000 Population - County
OutputVariableName	output_CAR92936

CAR92937 - # Hosp W/Emergency Dept Per 100,000

Type	Numeric (Double)
CAR92937	Short Term General Hospitals with Emergency Department per 100,000 Population - County
OutputVariableName	output_CAR92937

CAR92938 - # Hosp W/Emerg Soc Wrk Serv Per 100,000

Type	Numeric (Double)
CAR92938	Short Term General Hospitals Offering Emergency Department Social Work Service per 100,000 Population - County
OutputVariableName	output_CAR92938

CAR92939 - # Hosp W/Outpat Soc Wrk Serv Per 100,000

Type	Numeric (Double)
CAR92939	Short Term General Hospitals Offering Outpatient Social Work Service per 100,000 Population - County
OutputVariableName	output_CAR92939

CAR92940 - # Hosp W/Patient Education Per 100,000

Type	Numeric (Double)
CAR92940	Short Term General Hospitals Offering Patient Education per 100,000 Population - County

OutputVariableName	output_CAR92940
--------------------	-----------------

CAR92941 - # Hosp W/Home Health Serv Per 100,000

Type	Numeric (Double)
CAR92941	Short Term General Hospitals Offering Home Health Services per 100,000 Population - County
OutputVariableName	output_CAR92941

CAR92942 - # Hosp W/Physical Therapy Per 100,000

Type	Numeric (Double)
CAR92942	Short Term General Hospitals Offering Physical Therapy per 100,000 Population - County
OutputVariableName	output_CAR92942

CAR92943 - # Hosp W/Psych Ch/Adol Serv Per 100,000

Type	Numeric (Double)
CAR92943	Short Term General Hospitals Offering Psychiatric Child/Adolescent Service per 100,000 Population - County
OutputVariableName	output_CAR92943

CAR92944 - # Hosp W/Psych Outpat Serv Per 100,000

Type	Numeric (Double)
CAR92944	Short Term General Hospitals Offering Psychiatric Outpatient Service per 100,000 Population - County
OutputVariableName	output_CAR92944

CAR92945 - # Hosp W/Psych Ed Serv Per 100,000

Type	Numeric (Double)
CAR92945	Short Term General Hospitals Offering Psychiatric Education Service per 100,000 Population - County
OutputVariableName	output_CAR92945

CAR93946 - Number of HMOs Per 100,000

Type	Numeric (Double)
CAR93946	Number of HMOs per 100,000 Population - County
OutputVariableName	output_CAR93946

 CAR90946 - Number of HMOs Per 100,000

Type	Numeric (Double)
CAR90946	Number of HMOs per 100,000 Population - County
OutputVariableName	output_CAR90946

 CAR93947 - Ratio of HMO Membership to Population

Type	Numeric (Double)
CAR93947	Proportion of Population Who Are HMO Members - County
OutputVariableName	output_CAR93947

 CAR90947 - Ratio of HMO Membership to Population

Type	Numeric (Double)
CAR90947	Proportion of Population Who Are HMO Members - County
OutputVariableName	output_CAR90947

 CAR92948 - Inpt Days in ST Gen Hosp Per Capita

Type	Numeric (Double)
CAR92948	Inpatient Days in Short Term General Hospitals Per Capita - County
OutputVariableName	output_CAR92948

 CAR90948 - Inpt Days in ST Gen Hosp Per Capita

Type	Numeric (Double)
CAR90948	Inpatient Days in Short Term General Hospitals Per Capita - County
OutputVariableName	output_CAR90948

 CAR92949 - ST Gen Hosp Admissions Per Capita

Type	Numeric (Double)
CAR92949	Short Term General Hospital Admissions Per Capita - County
OutputVariableName	output_CAR92949

 CAR90949 - ST Gen Hosp Admissions Per Capita

Type	Numeric (Double)
CAR90949	Short Term General Hospital Admissions Per Capita - County
OutputVariableName	output_CAR90949



Type	Numeric (Double)
CAR92950	Short Term General Hospital Occupancy Rate per 100 Beds - County
OutputVariableName	output_CAR92950



Type	Numeric (Double)
CAR90950	Short Term General Hospital Occupancy Rate per 100 Beds - County
OutputVariableName	output_CAR90950



Type	Numeric (Double)
CAR92951	Outpatient Visits in Short Term General Hospitals per Capita - County
OutputVariableName	output_CAR92951



Type	Numeric (Double)
CAR90951	Outpatient Visits in Short Term General Hospitals per Capita - County
OutputVariableName	output_CAR90951



Type	Numeric (Double)
CAR90952	Medicaid Inpatient Days in Short Term General Hospitals per Population Below Poverty Level - County
OutputVariableName	output_CAR90952



Type	Numeric (Double)
CAR92953	Medicaid Short Term General Hospital Occupancy Rate per 100 Beds - County
OutputVariableName	output_CAR92953



Type	Numeric (Double)
CAR90953	Medicaid Short Term General Hospital Occupancy Rate per 100 Beds - County

OutputVariableName	output_CAR90953
--------------------	-----------------

Type	Numeric (Double)
CAR92954	Medicaid Inpatient Days as a Proportion of All Inpatient Days in Short Term General Hospitals - County
OutputVariableName	output_CAR92954

Type	Numeric (Double)
CAR90954	Medicaid Inpatient Days as a Proportion of All Inpatient Days in Short Term General Hospitals - County
OutputVariableName	output_CAR90954

Type	Code
Measurement Unit	numeric
CAG92955	Presence/Absence of Hospital Abortion Provider - County
OutputVariableName	output_CAG92955
0	no
1	yes
.G	geocode missing

Type	Code
Measurement Unit	numeric
CAG92956	Presence/Absence of Clinic Abortion Provider - County
OutputVariableName	output_CAG92956
0	no
1	yes
.G	geocode missing

Type	Code
------	------

Measurement Unit	numeric	
CAG92957	Presence/Absence of Other Physician Abortion Provider - County	
OutputVariableName	output_CAG92957	
0	no	
1	yes	
.G	geocode missing	

Type	Code	
Measurement Unit	numeric	
CAG92958	Presence/Absence of Any Type of Abortion Provider - County	
OutputVariableName	output_CAG92958	
0	no	
1	yes	
.G	geocode missing	

Type	Code	
Measurement Unit	numeric	
CAG92959	Presence/Absence of Facility Providing 400 or More Abortions - County	
OutputVariableName	output_CAG92959	
0	no	
1	yes	
.G	geocode missing	

Type	Numeric (Double)	
CAG94960	Family Planning Service Providers per 10,000 Population - County	
OutputVariableName	output_CAG94960	

Type	Numeric (Double)	
CAG94961	Family Planning Service Providers per 10,000 Women Aged 15-44 - County	
OutputVariableName	output_CAG94961	

 CAG94962 - Fam Plan Prov Per W Need Fam Plan Svcs

Type	Numeric (Double)
CAG94962	Family Planning Service Providers per 10,000 Women in Need of Family Planning Services - County
OutputVariableName	output_CAG94962

 CAG94963 - Fam Plan Clients 15-19 Per Women 15-19

Type	Numeric (Double)
CAG94963	Family Planning Clients Aged 15-19 per Women Aged 15-19 - County
OutputVariableName	output_CAG94963

 CAG94964 - Fam Plan Clients 20-44 Per Women 20-44

Type	Numeric (Double)
CAG94964	Family Planning Clients Aged 20-44 per Women Aged 20-44 - County
OutputVariableName	output_CAG94964

 CAG94965 - Fam Plan Clients 15-44 Per Women 15-44

Type	Numeric (Double)
CAG94965	Family Planning Clients Aged 15-44 per Women Aged 15-44 - County
OutputVariableName	output_CAG94965

 CAG94966 - Fam Plan Clients Per W Need Svcs, 15-19

Type	Numeric (Double)
CAG94966	Family Planning Clients Aged 15-19 per Women Aged 15-19 in Need of Family Planning Services - County
OutputVariableName	output_CAG94966

 CAG94967 - Fam Plan Clients Per W Need Svcs, 20-44

Type	Numeric (Double)
CAG94967	Family Planning Clients Aged 20-44 per Women Aged 20-44 in Need of Family Planning Services - County
OutputVariableName	output_CAG94967

 CAG94968 - Fam Plan Clients Per W Need Svcs, 15-44

Type	Numeric (Double)
CAG94968	Family Planning Clients Aged 15-44 per Women Aged 15-44 in Need of Family Planning Services - County
OutputVariableName	output_CAG94968

CAG94969 - Prop Family Planning Clients < 20

Type	Numeric (Double)
CAG94969	Proportion Family Planning Clients Under Age 20 - County
OutputVariableName	output_CAG94969

CAG94970 - Women 15-44 Per Family Planning Provider

Type	Numeric (Double)
CAG94970	Women Aged 15-44 per Family Planning Service Provider - County
OutputVariableName	output_CAG94970

CAG94971 - W Needing Svcs 15-44 Per Fam Plan Prov

Type	Numeric (Double)
CAG94971	Women in Need of Family Planning Services Aged 15-44 per Family Planning Service Provider - County
OutputVariableName	output_CAG94971

CAG94972 - Family Planning Clients Per Provider


Type	Numeric (Double)
CAG94972	Family Planning Clients per Service Provider - County
OutputVariableName	output_CAG94972

CAG94973 - Family Planning Clients<20 Per Provider


Type	Numeric (Double)
CAG94973	Family Planning Clients Under Age 20 per Service Provider - County
OutputVariableName	output_CAG94973

SCD95974 - Chlamydia Per 100,000 Total

Type	Numeric (Double)
SCD95974	Chlamydia Cases per 100,000 Population - State
OutputVariableName	output_SCD95974

 SCD93974 - Chlamydia Per 100,000 Total

Type	Numeric (Double)
SCD93974	Chlamydia Cases per 100,000 Population - State
OutputVariableName	output_SCD93974

 SCD91974 - Chlamydia Per 100,000 Total

Type	Numeric (Double)
SCD91974	Chlamydia Cases per 100,000 Population - State
OutputVariableName	output_SCD91974

 SCD95975 - Chlamydia Per 100,000 Males

Type	Numeric (Double)
SCD95975	Chlamydia Cases per 100,000 Male Population - State
OutputVariableName	output_SCD95975

 SCD93975 - Chlamydia Per 100,000 Males

Type	Numeric (Double)
SCD93975	Chlamydia Cases per 100,000 Male Population - State
OutputVariableName	output_SCD93975

 SCD91975 - Chlamydia Per 100,000 Males

Type	Numeric (Double)
SCD91975	Chlamydia Cases per 100,000 Male Population - State
OutputVariableName	output_SCD91975

 SCD95976 - Chlamydia Per 100,000 Females

Type	Numeric (Double)
SCD95976	Chlamydia Cases per 100,000 Female Population - State
OutputVariableName	output_SCD95976

 SCD93976 - Chlamydia Per 100,000 Females

Type	Numeric (Double)
SCD93976	Chlamydia Cases per 100,000 Female Population - State
OutputVariableName	output_SCD93976

 SCD91976 - Chlamydia Per 100,000 Females

Type	Numeric (Double)
SCD91976	Chlamydia Cases per 100,000 Female Population - State
OutputVariableName	output_SCD91976

 SCD95977 - Gonorrhea Per 100,000 Total

Type	Numeric (Double)
SCD95977	Gonorrhea Cases per 100,000 Population - State
OutputVariableName	output_SCD95977

 SCD93977 - Gonorrhea Per 100,000 Total

Type	Numeric (Double)
SCD93977	Gonorrhea Cases per 100,000 Population - State
OutputVariableName	output_SCD93977

 SCD91977 - Gonorrhea Per 100,000 Total

Type	Numeric (Double)
SCD91977	Gonorrhea Cases per 100,000 Population - State
OutputVariableName	output_SCD91977

 SCD95978 - Gonorrhea Per 100,000 Males

Type	Numeric (Double)
SCD95978	Gonorrhea Cases per 100,000 Male Population - State
OutputVariableName	output_SCD95978

 SCD93978 - Gonorrhea Per 100,000 Males

Type	Numeric (Double)
SCD93978	Gonorrhea Cases per 100,000 Male Population - State
OutputVariableName	output_SCD93978

 SCD91978 - Gonorrhea Per 100,000 Males

Type	Numeric (Double)
SCD91978	Gonorrhea Cases per 100,000 Male Population - State
OutputVariableName	output_SCD91978

 SCD95979 - Gonorrhea Per 100,000 Females

Type	Numeric (Double)
SCD95979	Gonorrhea Cases per 100,000 Female Population - State
OutputVariableName	output_SCD95979

 SCD93979 - Gonorrhea Per 100,000 Females

Type	Numeric (Double)
SCD93979	Gonorrhea Cases per 100,000 Female Population - State
OutputVariableName	output_SCD93979

 SCD91979 - Gonorrhea Per 100,000 Females

Type	Numeric (Double)
SCD91979	Gonorrhea Cases per 100,000 Female Population - State
OutputVariableName	output_SCD91979

 SCD95980 - Syphilis Per 100,000 Population

Type	Numeric (Double)
SCD95980	Syphilis Cases (Primary and Secondary Stages) per 100,000 Population - State
OutputVariableName	output_SCD95980

 SCD93980 - Syphilis Per 100,000 Population

Type	Numeric (Double)
SCD93980	Syphilis Cases (Primary and Secondary Stages) per 100,000 Population - State
OutputVariableName	output_SCD93980

 SCD91980 - Syphilis Per 100,000 Population

Type	Numeric (Double)
SCD91980	Syphilis Cases (Primary and Secondary Stages) per 100,000 Population - State
OutputVariableName	output_SCD91980

 CCD95981 - Syphilis Per 100,000 Population

Type	Numeric (Double)
CCD95981	Syphilis Cases (Primary and Secondary Stages) per 100,000 Population - County

OutputVariableName	output_CCD95981
--------------------	-----------------

CCD93981 - Syphilis Per 100,000 Population

Type	Numeric (Double)
CCD93981	Syphilis Cases (Primary and Secondary Stages) per 100,000 Population - County
OutputVariableName	output_CCD93981

CCD90981 - Syphilis Per 100,000 Population

Type	Numeric (Double)
CCD90981	Syphilis Cases (Primary and Secondary Stages) per 100,000 Population - County
OutputVariableName	output_CCD90981

CUC93982 - Total Serious Crimes Per 100,000

Type	Numeric (Double)
CUC93982	Total Crime Rate per 100,000 Population in Reporting Area - County
OutputVariableName	output_CUC93982

CUC93983 - Violent Crimes Per 100,000

Type	Numeric (Double)
CUC93983	Violent Crimes per 100,000 Population in Reporting Area - County
OutputVariableName	output_CUC93983

CUC93984 - Robberies Per 100,000

Type	Numeric (Double)
CUC93984	Robberies per 100,000 Population in Reporting Area - County
OutputVariableName	output_CUC93984

CUC93985 - Aggravated Assaults Per 100,000

Type	Numeric (Double)
CUC93985	Aggravated Assaults per 100,000 Population in Reporting Area - County
OutputVariableName	output_CUC93985

CUC93986 - Property Crimes Per 100,000

Type	Numeric (Double)
CUC93986	Property Crimes per 100,000 Population in Reporting Area - County
OutputVariableName	output_CUC93986

CUC93987 - Burglaries Per 100,000

Type	Numeric (Double)
CUC93987	Burglaries per 100,000 Population in Reporting Area - County
OutputVariableName	output_CUC93987

CUC93988 - Larceny-Thefts Per 100,000

Type	Numeric (Double)
CUC93988	Larceny-Thefts per 100,000 Population in Reporting Area - County
OutputVariableName	output_CUC93988

CUC93989 - Motor Vehicle Thefts Per 100,000

Type	Numeric (Double)
CUC93989	Motor Vehicle Thefts per 100,000 Population in Reporting Area - County
OutputVariableName	output_CUC93989

CUC93990 - Juv Tot Ser Crime Arrests Per 100,000

Type	Numeric (Double)
CUC93990	Total Juvenile Arrests per 100,000 Population in Reporting Area - County
OutputVariableName	output_CUC93990

CUC93991 - Juv Violent Crime Arrests Per 100,000

Type	Numeric (Double)
CUC93991	Juvenile Violent Crime Arrests per 100,000 Population in Reporting Area - County
OutputVariableName	output_CUC93991

CUC93992 - Juv Robbery Arrests Per 100,000

Type	Numeric (Double)
CUC93992	Juvenile Robbery Arrests per 100,000 Population in Reporting Area - County
OutputVariableName	output_CUC93992



Type	Numeric (Double)
CUC93993	Juvenile Aggravated Assault Arrests per 100,000 Population in Reporting Area - County
OutputVariableName	output_CUC93993



Type	Numeric (Double)
CUC93994	Juvenile Property Crime Arrests per 100,000 Population in Reporting Area - County
OutputVariableName	output_CUC93994



Type	Numeric (Double)
CUC93995	Juvenile Burglary Arrests per 100,000 Population in Reporting Area - County
OutputVariableName	output_CUC93995



Type	Numeric (Double)
CUC93996	Juvenile Larceny-Theft Arrests per 100,000 Population in Reporting Area - County
OutputVariableName	output_CUC93996



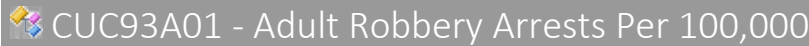
Type	Numeric (Double)
CUC93997	Juvenile Motor Vehicle Theft Arrests per 100,000 Population in Reporting Area - County
OutputVariableName	output_CUC93997



Type	Numeric (Double)
CUC93998	Total Adult Arrests per 100,000 Population in Reporting Area - County
OutputVariableName	output_CUC93998



Type	Numeric (Double)
CUC93999	Adult Violent Crime Arrests per 100,000 Population in Reporting Area - County
OutputVariableName	output_CUC93999



Type	Numeric (Double)
CUC93A01	Adult Robbery Arrests per 100,000 Population in Reporting Area - County
OutputVariableName	output_CUC93A01



Type	Numeric (Double)
CUC93A02	Adult Aggravated Assault Arrests per 100,000 Population in Reporting Area - County
OutputVariableName	output_CUC93A02



Type	Numeric (Double)
CUC93A03	Adult Property Crime Arrests per 100,000 Population in Reporting Area - County
OutputVariableName	output_CUC93A03



Type	Numeric (Double)
CUC93A04	Adult Burglary Arrests per 100,000 Population in Reporting Area - County
OutputVariableName	output_CUC93A04



Type	Numeric (Double)
CUC93A05	Adult Larceny-Theft Arrests per 100,000 Population in Reporting Area - County
OutputVariableName	output_CUC93A05

 CUC93A06 - Adult Mot Veh Theft Arrests Per 100,000

Type	Numeric (Double)
CUC93A06	Adult Motor Vehicle Theft Arrests per 100,000 Population in Reporting Area - County
OutputVariableName	output_CUC93A06

 CCM90A07 - Proportion of Pop: Adherents

Type	Numeric (Double)
CCM90A07	Church Adherents Per Capita - County
OutputVariableName	output_CCM90A07

 CCM90A08 - Proportion of Pop: Jewish

Type	Numeric (Double)
CCM90A08	Jewish Adherents Per Capita - County
OutputVariableName	output_CCM90A08

 CCM90A09 - Proportion of Pop: Catholic

Type	Numeric (Double)
CCM90A09	Catholic Adherents Per Capita - County
OutputVariableName	output_CCM90A09

 CCM90A10 - Proportion of Pop: Black Baptist

Type	Numeric (Double)
CCM90A10	Black Baptist Adherents Per Capita - County
OutputVariableName	output_CCM90A10

 CCM90A11 - Proportion of Pop: Other Conservative

Type	Numeric (Double)
CCM90A11	"Other" Conservative Denomination Adherents Per Capita - County
OutputVariableName	output_CCM90A11

 CCM90A12 - Proportion of Pop: Other Moderate

Type	Numeric (Double)
CCM90A12	Other" Moderate Denomination Adherents Per Capita - County

OutputVariableName	output_CCM90A12
--------------------	-----------------

CCM90A13 - Proportion of Pop: Other Liberal

Type	Numeric (Double)
CCM90A13	"Other" Liberal Denomination Adherents Per Capita - County
OutputVariableName	output_CCM90A13

CCM90A14 - Dispersion in Religious Composition

Type	Numeric (Double)
CCM90A14	Dispersion in Religious Composition (Jewish, Catholic, Black Baptist, "Other" Conservative, "Other" Moderate, "Other" Liberal) - County
OutputVariableName	output_CCM90A14

CCM90A15 - Proportion of Pop: Conservative

Type	Numeric (Double)
CCM90A15	Conservative Denomination Adherents Per Capita - County
OutputVariableName	output_CCM90A15

CCM90A16 - Proportion of Pop: Moderate

Type	Numeric (Double)
CCM90A16	Moderate Denomination Adherents Per Capita - County
OutputVariableName	output_CCM90A16

CCM90A17 - Proportion of Pop: Liberal

Type	Numeric (Double)
CCM90A17	Liberal Denomination Adherents Per Capita - County
OutputVariableName	output_CCM90A17

CCM90A18 - Proportion of Adherents: Jewish

Type	Numeric (Double)
CCM90A18	Proportion Adherents Jewish - County
OutputVariableName	output_CCM90A18

CCM90A19 - Proportion of Adherents: Catholic

Type	Numeric (Double)
------	------------------

CCM90A19	Proportion Adherents Catholic - County
OutputVariableName	output_CCM90A19

Type	Numeric (Double)
CCM90A20	Proportion Adherents Black Baptist - County
OutputVariableName	output_CCM90A20

Type	Numeric (Double)
CCM90A21	Proportion Adherents "Other" Conservative - County
OutputVariableName	output_CCM90A21

Type	Numeric (Double)
CCM90A22	Proportion Adherents "Other" Moderate - County
OutputVariableName	output_CCM90A22

Type	Numeric (Double)
CCM90A23	Proportion Adherents "Other" Liberal - County
OutputVariableName	output_CCM90A23

Type	Numeric (Double)
CCM90A24	Proportion Adherents in Conservative Denominations - County
OutputVariableName	output_CCM90A24

Type	Numeric (Double)
CCM90A25	Proportion Adherents in Moderate Denominations - County
OutputVariableName	output_CCM90A25

Type	Numeric (Double)
------	------------------

CCM90A26	Proportion Adherents in Liberal Denominations - County
OutputVariableName	output_CCM90A26

CCU92A27 - Prop Voting Democratic, 1992

Type	Numeric (Double)
CCU92A27	Proportion Voting Democratic in 1992 Presidential Election - County
OutputVariableName	output_CCU92A27

CCU92A28 - Prop Voting Republican, 1992

Type	Numeric (Double)
CCU92A28	Proportion Voting Republican in 1992 Presidential Election - County
OutputVariableName	output_CCU92A28

CCU92A29 - Prop Voting for Perot, 1992

Type	Numeric (Double)
CCU92A29	Proportion Voting for Perot in 1992 Presidential Election - County
OutputVariableName	output_CCU92A29

SHC95A30 - Medicaid Payment Per Recipient

Type	Numeric (Double)
SHC95A30	Medicaid Payment per Recipient - State
OutputVariableName	output_SHC95A30

SHC95A31 - Prop Adult Medicaid Pop Receiving AFDC

Type	Numeric (Double)
SHC95A31	Proportion Adult Medicaid Population Receiving AFDC - State
OutputVariableName	output_SHC95A31

SHC95A32 - Medicaid Payment Per Blind or Disabled

Type	Numeric (Double)
SHC95A32	Average Medicaid Payment to Blind and Disabled Persons - State
OutputVariableName	output_SHC95A32

SHC95A33 - Medicaid Payment Per Persons Aged 65+

Type	Numeric (Double)
------	------------------

SHC95A33	Average Medicaid Payment to Persons Aged 65 and Over - State
OutputVariableName	output_SHC95A33

SHC95A34 - Medicaid Payment Per Person Under 21

Type	Numeric (Double)
SHC95A34	Average Medicaid Payment to Children Under 21 - State
OutputVariableName	output_SHC95A34

SHC95A35 - Medicaid Payment Per Adult AFDC Recip

Type	Numeric (Double)
SHC95A35	Average Medicaid Payment to Adult AFDC Recipient - State
OutputVariableName	output_SHC95A35

SGB95A36 - AFDC Payment Per Recipient

Type	Numeric (Double)
SGB95A36	AFDC Monthly Payment per Recipient - State
OutputVariableName	output_SGB95A36

SGB93A36 - AFDC Payment Per Recipient

Type	Numeric (Double)
SGB93A36	AFDC Monthly Payment per Recipient - State
OutputVariableName	output_SGB93A36

SGB91A36 - AFDC Payment Per Recipient

Type	Numeric (Double)
SGB91A36	AFDC Monthly Payment per Recipient - State
OutputVariableName	output_SGB91A36

SGB95A37 - AFDC Payment Per Family

Type	Numeric (Double)
SGB95A37	AFDC Monthly Payment per Family - State
OutputVariableName	output_SGB95A37

SGB93A37 - AFDC Payment Per Family

Type	Numeric (Double)
------	------------------

SGB93A37	AFDC Monthly Payment per Family - State
OutputVariableName	output_SGB93A37

SGB91A37 - AFDC Payment Per Family

Type	Numeric (Double)
SGB91A37	AFDC Monthly Payment per Family - State
OutputVariableName	output_SGB91A37

SGB95A38 - Maximum State AFDC Payment (3 Pers Fam)

Type	Numeric (Double)
SGB95A38	Maximum State AFDC Monthly Payment (for Standard Family Size of 3) - State
OutputVariableName	output_SGB95A38

SGB93A38 - Maximum State AFDC Payment (3 Pers Fam)

Type	Numeric (Double)
SGB93A38	Maximum State AFDC Monthly Payment (for Standard Family Size of 3) - State
OutputVariableName	output_SGB93A38

SGB90A38 - Maximum State AFDC Payment (3 Pers Fam)

Type	Numeric (Double)
SGB90A38	Maximum State AFDC Monthly Payment (for Standard Family Size of 3) - State
OutputVariableName	output_SGB90A38

SGB96A39 - Income Cutoff for End of AFDC Ben

Type	Numeric (Double)
SGB96A39	Income Cutoff for No Longer Receiving AFDC Benefits - State
OutputVariableName	output_SGB96A39

SGB94A39 - Income Cutoff for End of AFDC Ben

Type	Numeric (Double)
SGB94A39	Income Cutoff for No Longer Receiving AFDC Benefits - State
OutputVariableName	output_SGB94A39

SGB90A39 - Income Cutoff for End of AFDC Ben

Type	Numeric (Double)
------	------------------

SGB90A39	Income Cutoff for No Longer Receiving AFDC Benefits - State
OutputVariableName	output_SGB90A39

SDL95A40 - Insured Unemployment Rate

Type	Numeric (Double)
SDL95A40	Insured Unemployment Rate - State
OutputVariableName	output_SDL95A40

SDL93A40 - Insured Unemployment Rate

Type	Numeric (Double)
SDL93A40	Insured Unemployment Rate - State
OutputVariableName	output_SDL93A40

SDL90A40 - Insured Unemployment Rate

Type	Numeric (Double)
SDL90A40	Insured Unemployment Rate - State
OutputVariableName	output_SDL90A40

SGB95A41 - Average Weekly Unemployment Benefits

Type	Numeric (Double)
SGB95A41	Average Weekly Unemployment Benefits - State
OutputVariableName	output_SGB95A41

SGB93A41 - Average Weekly Unemployment Benefits

Type	Numeric (Double)
SGB93A41	Average Weekly Unemployment Benefits - State
OutputVariableName	output_SGB93A41

SGB91A41 - Average Weekly Unemployment Benefits

Type	Numeric (Double)
SGB91A41	Average Weekly Unemployment Benefits - State
OutputVariableName	output_SGB91A41

SSG93A42 - Prop State Gov Dir Exp - Education

Type	Numeric (Double)
------	------------------

SSG93A42	Proportion of State Government Direct General Expenditures for Education - State
OutputVariableName	output_SSG93A42

SSG93A43 - Prop State Gov Dir Exp - Public Welfare

Type	Numeric (Double)
SSG93A43	Proportion of State Government Direct General Expenditures for Public Welfare - State
OutputVariableName	output_SSG93A43

SSG93A44 - Prop State Gov Dir Exp - Health & Hosp

Type	Numeric (Double)
SSG93A44	Proportion of State Government Direct General Expenditures for Health and Hospitals - State
OutputVariableName	output_SSG93A44

SSG93A45 - Prop State Gov Dir Exp - Police Protect

Type	Numeric (Double)
SSG93A45	Proportion of State Government Direct General Expenditures for Police Protection - State
OutputVariableName	output_SSG93A45

SSG93A46 - Prop State Gov Dir Exp - Envir & Housing

Type	Numeric (Double)
SSG93A46	Proportion of State Government Direct General Expenditures for Environment and Housing - State
OutputVariableName	output_SSG93A46

SSG93A47 - Prop State Gov Dir Exp - Other Type

Type	Numeric (Double)
SSG93A47	Proportion of State Government Direct General Expenditures, Other Type - State
OutputVariableName	output_SSG93A47

SSG93A48 - Per Cap State Gov Dir Exp - Education

Type	Numeric (Double)
------	------------------

SSG93A48	Per Capita State Government Direct General Expenditures on Education - State
OutputVariableName	output_SSG93A48

SSG93A49 - Per Cap St Gov Dir Exp - Public Welfare

Type	Numeric (Double)
SSG93A49	Per Capita State Government Direct General Expenditures on Public Welfare - State
OutputVariableName	output_SSG93A49

SSG93A50 - Per Cap St Gov Dir Exp - Health & Hosp

Type	Numeric (Double)
SSG93A50	Per Capita State Government Direct General Expenditures on Health and Hospitals - State
OutputVariableName	output_SSG93A50

SSG93A51 - Per Cap St Gov Dir Exp - Police Protect

Type	Numeric (Double)
SSG93A51	Per Capita State Government Direct General Expenditures on Police Protection - State
OutputVariableName	output_SSG93A51

SSG93A52 - Per Cap St Gov Dir Exp - Envir & Housing

Type	Numeric (Double)
SSG93A52	Per Capita State Government Direct General Expenditures on Environment and Housing - State
OutputVariableName	output_SSG93A52

SSG93A53 - Per Cap State Gov Dir Exp - Other Type

Type	Numeric (Double)
SSG93A53	Per Capita State Government Direct General Expenditures, Other Type - State
OutputVariableName	output_SSG93A53

CCU87A54 - Prop Loc Gov Dir Exp - Education

Type	Numeric (Double)
------	------------------

CCU87A54	Proportion of Local Government Direct General Expenditures for Education - County
OutputVariableName	output_CCU87A54

Type	Numeric (Double)
CCU87A55	Proportion of Local Government Direct General Expenditures for Health and Hospitals - County
OutputVariableName	output_CCU87A55

Type	Numeric (Double)
CCU87A56	Proportion of Local Government Direct General Expenditures for Public Welfare - County
OutputVariableName	output_CCU87A56

Type	Numeric (Double)
CCU87A57	Proportion of Local Government Direct General Expenditures for Police Protection - County
OutputVariableName	output_CCU87A57

Type	Numeric (Double)
CCU87A58	Proportion of Local Government Direct General Expenditures, Other Type - County
OutputVariableName	output_CCU87A58

Type	Numeric (Double)
CCU87A59	Per Capita Local Government Direct General Expenditures on Education - County
OutputVariableName	output_CCU87A59

Type	Numeric (Double)
------	------------------

CCU87A60	Per Capita Local Government Direct General Expenditures on Health and Hospitals - County
OutputVariableName	output_CCU87A60

Type	Numeric (Double)
CCU87A61	Per Capita Local Government Direct General Expenditures on Public Welfare - County
OutputVariableName	output_CCU87A61

Type	Numeric (Double)
CCU87A62	Per Capita Local Government Direct General Expenditures on Police Protection - County
OutputVariableName	output_CCU87A62

Type	Numeric (Double)
CCU87A63	Per Capita Local Government Direct General Expenditures, Other Type - County
OutputVariableName	output_CCU87A63

Type	Code
Measurement Unit	numeric
SNA95A64	State Laws Protect Medical Personnel and Women Seeking Health Care Against Blockages and Violence - State
OutputVariableName	output_SNA95A64
0	no
1	yes

Type	Code
Measurement Unit	numeric

SNA95A65	Informed Consent Law, such as Requirement that Women Receive Lectures and State-Prepared Materials on Fetal Development, Prenatal Care and Adoption, and Mandatory Waiting Period after such Information is Received - State
OutputVariableName	output_SNA95A65
1	no informed consent law in place
2	informed consent law in place, no mandatory waiting period
3	informed consent law in place, mandatory waiting period not enforced
4	informed consent law in place, mandatory waiting period enforced
.G	geocode missing

SNA95A66 - Minors' Access to Abortions

Type	Code
Measurement Unit	numeric
SNA95A66	Law to Prevent Abortions by Minors Without Parental consent or Notice - State
OutputVariableName	output_SNA95A66
1	no parental consent law
2	parental consent laws in place, not enforced
3	parental consent required and enforced
.G	geocode missing

SNA95A67 - Public Funding of Abortion

Type	Code
Measurement Unit	numeric
SNA95A67	Public Funding of Abortion - State
OutputVariableName	output_SNA95A67
1	public funding only in cases of life endangerment
2	public funding only in cases of life endangerment, rape or incest

3	public funding only in cases of life endangerment, rape, incest, and under limited health circumstances
4	public funding in all or most circumstances
.G	geocode missing

SCT93A68 - % Adults 18+ Smoking

Type	Numeric (Double)
SCT93A68	Percent of Population 18 and Older Smoking - State
OutputVariableName	output_SCT93A68

SCT93A69 - % Persons 18+ Using Smokeless Tobacco

Type	Numeric (Double)
SCT93A69	Percent of Population 18 and Older Using Smokeless Tobacco - State
OutputVariableName	output_SCT93A69

SGT93A70 - % Pop in Grades 9-12 Smoking Freq

Type	Numeric (Double)
SGT93A70	Percent of Population in Grades 9-12 Smoking Frequently - State
OutputVariableName	output_SGT93A70

SCT90A71 - Death Rate Due to Smoking Per 100,000

Type	Numeric (Double)
SCT90A71	Death Rate Due to Smoking per 100,000 Population - State
OutputVariableName	output_SCT90A71

SCT95A72 - State Tax Per Cigarette Pack

Type	Numeric (Double)
SCT95A72	Excise Tax on Cigarettes per Cigarette Pack (in Cents) - State
OutputVariableName	output_SCT95A72

SGT94A73 - Vending Machine Restrictions: None

Type	Code
Measurement Unit	numeric
SGT94A73	No State Restrictions for Vending Machines - State

OutputVariableName	output_SGT94A73	
0	no	
1	yes	
.G	geocode missing	

SGT94A74 - Vend Machine Restrict: Youth Locations


Type	Code	
Measurement Unit	numeric	
SGT94A74	Vending Machines are Banned from Locations Accessible to Youth; Only Allowed in Businesses Holding Liquor Licenses - State	
OutputVariableName	output_SGT94A74	
0	no	
1	yes	
.G	geocode missing	

SGT94A75 - Vend Machine Restrict: Licence Needed

Type	Code	
Measurement Unit	numeric	
SGT94A75	Limited Placement of Vending Machines, Requiring that Licensee Ensure Minors Do Not Have Access - State	
OutputVariableName	output_SGT94A75	
0	no	
1	yes	
.G	geocode missing	

SGT94A76 - Vend Machine Restrict: Signs Required

Type	Code	
Measurement Unit	numeric	
SGT94A76	Vending Machines Locking Device, Signs Required - State	
OutputVariableName	output_SGT94A76	
0	no	
1	yes	
.G	geocode missing	

 SGT94A77 - Vend Machine Restrict: Enforced

Type	Code
Measurement Unit	numeric
SGT94A77	Enforcement Authority - State
OutputVariableName	output_SGT94A77
0	no
1	yes
.G	geocode missing

 SGT94A78 - Tob Marketing Restrict: None

Type	Code
Measurement Unit	numeric
SGT94A78	No Marketing Restrictions for Tobacco - State
OutputVariableName	output_SGT94A78
0	no
1	yes
.G	geocode missing

 SGT94A79 - Tob Marketing Restrict: Proh By Schools

Type	Code
Measurement Unit	numeric
SGT94A79	Tobacco Marketing Prohibited on Billboards Within 500 Feet of Schools and/or Churches, Advertising for Smokeless Must Contain Warning, No Advertising on Lottery Tickets or Video Games - State
OutputVariableName	output_SGT94A79
0	no
1	yes
.G	geocode missing

 SGT94A80 - Tob Marketing Restrict: Free Samples

Type	Code
Measurement Unit	numeric

SGT94A80	Tobacco Marketing Restricted: Free Samples are Prohibited Through Mail; Free Samples Restricted; Prohibition on Free Samples; Prohibition on Free Samples to Those Under 18; No Free Samples Within 500 Feet of Schools or Other Facilities Used by Those Under 18: or Prohibition on Single Sales - State
OutputVariableName	output_SGT94A80
0	no
1	yes
.G	geocode missing

Type	Code
Measurement Unit	numeric
SGT94A81	Restrictions for Tobacco Marketing on Public Transportation or State Property - State
OutputVariableName	output_SGT94A81
0	no
1	yes
.G	geocode missing

Type	Code
Measurement Unit	numeric
SGT96A82	No Tobacco Law Enforcement Programs - State
OutputVariableName	output_SGT96A82
0	no
1	yes
.G	geocode missing

Type	Code
Measurement Unit	numeric
SGT96A83	Program for Dissemination of Information - State
OutputVariableName	output_SGT96A83
0	no

1	yes
.G	geocode missing

SGT96A84 - State Tob Enforc Prog: Stings/Inspect

Type	Code
Measurement Unit	numeric
SGT96A84	Program for Enforcement in Response to Complaints, Sting/Inspections for Enforcement, or Warnings - State
OutputVariableName	output_SGT96A84
0	no
1	yes
.G	geocode missing

SGT96A85 - State Tob Enforc Prog: Citations/Fines

Type	Code
Measurement Unit	numeric
SGT96A85	Program for Enforcing Citations or Fines - State
OutputVariableName	output_SGT96A85
0	no
1	yes
.G	geocode missing

SGT96A86 - State Tob Enforc Prog: Adm/Civ/CrimArr

Type	Code
Measurement Unit	numeric
SGT96A86	Program for Administrative Cases, Civil Suits Brought, or Criminal Arrests - State
OutputVariableName	output_SGT96A86
0	no
1	yes
.G	geocode missing

SGT96A87 - State Tob Enforc Prog: Ed Meas Complianc

Type	Code
------	------

Measurement Unit	numeric
SGT96A87	Program to Conduct Education Measurement for Compliance - State
OutputVariableName	output_SGT96A87
0	no
1	yes
.G	geocode missing

Type	Code
Measurement Unit	numeric
SGT94A88	Localities Can Enforce Youth Access, Respond to Complaints - State
OutputVariableName	output_SGT94A88
0	no
1	yes
.S	unavailable source data
.G	geocode missing

Type	Code
Measurement Unit	numeric
SGT94A89	Localities Actively Enforce Youth Access - State
OutputVariableName	output_SGT94A89
0	no
1	yes
.S	unavailable source data
.G	geocode missing

Type	Code
Measurement Unit	numeric
SGT94A90	Localities Can Only Enforce When Delegated or with Permission - State
OutputVariableName	output_SGT94A90
0	no

1	yes
.S	unavailable source data
.G	geocode missing

SGT94A91 - Local Tob Enforc Prog: Preempted


Type	Code
Measurement Unit	numeric
SGT94A91	Localities Are Preempted from Enforcement by State Law - State
OutputVariableName	output_SGT94A91
0	no
1	yes
.S	unavailable source data
.G	geocode missing

SGT94A92 - Local Tob Enforc Prog: Enforce, No Law

Type	Code
Measurement Unit	numeric
SGT94A92	Localities Can Enforce, but May Not Pass Stricter Laws - State
OutputVariableName	output_SGT94A92
0	no
1	yes
.S	unavailable source data
.G	geocode missing

SGT94A93 - Vend Machine Restrict Enforcement

Type	Code
Measurement Unit	numeric
SGT94A93	Enforcement of Vending Machine Restrictions - State
OutputVariableName	output_SGT94A93
1	N/A (no vending machine restrictions)
2	active enforcement
3	no active enforcement
.G	geocode missing

 SGT94A94 - FTE on TC Per 100,000 Pop

Type	Numeric (Double)
SGT94A94	Full Time Equivalent (FTE) Staff on Tobacco Control per 1,000,000 Population - State
OutputVariableName	output_SGT94A94

 SGT94A95 - FTE on TC (No NP) Per 100,000 Pop

Type	Numeric (Double)
SGT94A95	Full Time Equivalent (FTE) Staff on Tobacco Control per 1,000,000 Population, Excluding Non-Profit Organization - State
OutputVariableName	output_SGT94A95

 SGT94A96 - Percent FTE on Youth Access

Type	Numeric (Double)
SGT94A96	Percent of Staff Time on Youth Access - State
OutputVariableName	output_SGT94A96

 SGT94A97 - Percent FTE on Youth Access (Exc NP)

Type	Numeric (Double)
SGT94A97	Percent of Staff Time on Youth Access, Excluding Non-Profit Organizations - State
OutputVariableName	output_SGT94A97

 SGT94A98 - State TC Funds (No NP) Per 100,000 Pop

Type	Numeric (Double)
SGT94A98	State Funds (Excluding Non-Profit Organizations) for Tobacco Control per 100,000 Population - State
OutputVariableName	output_SGT94A98

 SGT94A99 - State TC Funds (No NP) Per 100,000 Youth

Type	Numeric (Double)
SGT94A99	State Funds (Excluding Non-Profit Organizations) for Tobacco Control per 100,000 Youth Aged 17 and Younger - State
OutputVariableName	output_SGT94A99

 SGT94B01 - Total TC Funds Per 100,000 Pop

Type	Numeric (Double)
SGT94B01	Total Funds for Tobacco Control per 100,000 Population - State
OutputVariableName	output_SGT94B01

 SGT94B02 - Total TC Funds Per 100,000 Youth

Type	Numeric (Double)
SGT94B02	Total Funds for Tobacco Control per 100,000 Youth Aged 17 and Younger - State
OutputVariableName	output_SGT94B02

 SSH94B03 - Offer Hlth Ed: Required

Type	Code
Measurement Unit	numeric
SSH94B03	Health Education Required - State
OutputVariableName	output_SSH94B03
0	no
1	yes
.G	geocode missing

 SSH94B04 - Offer Hlth Ed: Separate Course

Type	Code
Measurement Unit	numeric
SSH94B04	Health Education Required as Separate Course Devoted Almost Entirely to Health Topics - State
OutputVariableName	output_SSH94B04
0	no
1	yes
.G	geocode missing

 SSH94B05 - HE Req: Alcohol & Drug Use Prevention

Type	Code
Measurement Unit	numeric

SSH94B05	Schools are Required to Offer "Alcohol and Drug Use Prevention" - State
OutputVariableName	output_SSH94B05
0	no
1	yes
.S	unavailable source data
.G	geocode missing

SSH94B06 - HE Req: Community Health

Type	Code
Measurement Unit	numeric
SSH94B06	Schools are Required to Offer "Community Health" - State
OutputVariableName	output_SSH94B06
0	no
1	yes
.S	unavailable source data
.G	geocode missing

SSH94B07 - HE Req: Conflict Res/Violence Prev

Type	Code
Measurement Unit	numeric
SSH94B07	Schools are Required to Offer "Conflict Resolution/ Violence Prevention" - State
OutputVariableName	output_SSH94B07
0	no
1	yes
.S	unavailable source data
.G	geocode missing

SSH94B08 - HE Req: Consumer Health

Type	Code
Measurement Unit	numeric
SSH94B08	Schools are Required to Offer "Consumer Health" - State
OutputVariableName	output_SSH94B08

0	no
1	yes
.S	unavailable source data
.G	geocode missing

SSH94B09 - HE Req: C.P.R

Type	Code
Measurement Unit	numeric
SSH94B09	Schools are Required to Offer "C.P.R." - State
OutputVariableName	output_SSH94B09
0	no
1	yes
.S	unavailable source data
.G	geocode missing

SSH94B10 - HE Req: Death & Dying

Type	Code
Measurement Unit	numeric
SSH94B10	Schools are Required to Offer "Death and Dying" - State
OutputVariableName	output_SSH94B10
0	no
1	yes
.S	unavailable source data
.G	geocode missing

SSH94B11 - HE Req: Dental & Oral Health

Type	Code
Measurement Unit	numeric
SSH94B11	Schools are Required to Offer "Dental and Oral Health" - State
OutputVariableName	output_SSH94B11
0	no
1	yes
.S	unavailable source data

.G geocode missing

SSH94B12 - HE Req: Dietary Behaviors & Nutrition

Type	Code
Measurement Unit	numeric
SSH94B12	Schools are Required to Offer "Dietary Behaviors and Nutrition" - State
OutputVariableName	output_SSH94B12
0	no
1	yes
.S	unavailable source data
.G	geocode missing

SSH94B13 - HE Req: Disease Prevention & Control

Type	Code
Measurement Unit	numeric
SSH94B13	Schools are Required to Offer "Disease Prevention and Control" - State
OutputVariableName	output_SSH94B13
0	no
1	yes
.S	unavailable source data
.G	geocode missing

SSH94B14 - HE Req: Emotional & Mental Health

Type	Code
Measurement Unit	numeric
SSH94B14	Schools are Required to Offer "Emotional and Mental Health" - State
OutputVariableName	output_SSH94B14
0	no
1	yes
.S	unavailable source data
.G	geocode missing

SSH94B15 - HE Req: Environmental Health

Type	Code	
Measurement Unit	numeric	
SSH94B15	Schools are Required to Offer "Environmental Health" - State	
OutputVariableName	output_SSH94B15	
0	no	
1	yes	
.S	unavailable source data	
.G	geocode missing	

SSH94B16 - HE Req: First Aid

Type	Code	
Measurement Unit	numeric	
SSH94B16	Schools are Required to Offer "First Aid" - State	
OutputVariableName	output_SSH94B16	
0	no	
1	yes	
.S	unavailable source data	
.G	geocode missing	

SSH94B17 - HE Req: Growth & Development

Type	Code	
Measurement Unit	numeric	
SSH94B17	Schools are Required to Offer "Growth and Development" - State	
OutputVariableName	output_SSH94B17	
0	no	
1	yes	
.S	unavailable source data	
.G	geocode missing	

SSH94B18 - HE Req: HIV Prevention

Type	Code	
Measurement Unit	numeric	
SSH94B18	Schools are Required to Offer "HIV Prevention" - State	

OutputVariableName	output_SSH94B18	
0	no	
1	yes	
.S	unavailable source data	
.G	geocode missing	

SSH94B19 - HE Req: Human Sexuality

Type	Code	
Measurement Unit	numeric	
SSH94B19	Schools are Required to Offer "Human Sexuality" - State	
OutputVariableName	output_SSH94B19	
0	no	
1	yes	
.S	unavailable source data	
.G	geocode missing	

SSH94B20 - HE Req: Injury Prevention & Safety

Type	Code	
Measurement Unit	numeric	
SSH94B20	Schools are Required to Offer "Injury Prevention and Safety" - State	
OutputVariableName	output_SSH94B20	
0	no	
1	yes	
.S	unavailable source data	
.G	geocode missing	

SSH94B21 - HE Req: Personal Health

Type	Code	
Measurement Unit	numeric	
SSH94B21	Schools are Required to Offer "Personal Health" - State	
OutputVariableName	output_SSH94B21	
0	no	
1	yes	

.S	unavailable source data
.G	geocode missing

SSH94B22 - HE Req: Physical Activity & Fitness

Type	Code
Measurement Unit	numeric
SSH94B22	Schools are Required to Offer "Physical Activity and Fitness" - State
OutputVariableName	output_SSH94B22
0	no
1	yes
.S	unavailable source data
.G	geocode missing

SSH94B23 - HE Req: Pregnancy Prevention

Type	Code
Measurement Unit	numeric
SSH94B23	Schools are Required to Offer "Pregnancy Prevention" - State
OutputVariableName	output_SSH94B23
0	no
1	yes
.S	unavailable source data
.G	geocode missing

SSH94B24 - HE Req: STD Disease Prevention

Type	Code
Measurement Unit	numeric
SSH94B24	Schools are Required to Offer "Sexually Transmitted Disease Prevention" - State
OutputVariableName	output_SSH94B24
0	no
1	yes
.S	unavailable source data
.G	geocode missing

 SSH94B25 - HE Req: Suicide Prevention

Type	Code
Measurement Unit	numeric
SSH94B25	Schools are Required to Offer "Suicide Prevention" - State
OutputVariableName	output_SSH94B25
0	no
1	yes
.S	unavailable source data
.G	geocode missing

 SSH94B26 - HE Req: Tobacco Use Prevention

Type	Code
Measurement Unit	numeric
SSH94B26	Schools are Required to Offer "Tobacco Use Prevention" - State
OutputVariableName	output_SSH94B26
0	no
1	yes
.S	unavailable source data
.G	geocode missing

 SSH94B27 - State Funds School-Based Clinics

Type	Code
Measurement Unit	numeric
SSH94B27	State Funds School-Based Health Clinics - State
OutputVariableName	output_SSH94B27
0	no
1	yes
.S	unavailable source data
.G	geocode missing

 SSH94B28 - State Funds Both Sch-B Or Sch-L Clinics

Type	Code
------	------

Measurement Unit	numeric	
SSH94B28	State Funds School-Based or School-Linked Health Clinics - State	
OutputVariableName	output_SSH94B28	
0	no	
1	yes	
.S	unavailable source data	
.G	geocode missing	

SSH94B29 - HS Req: Health Nurse Services

Type	Code	
Measurement Unit	numeric	
SSH94B29	State Requires Schools to Offer School Health Nurse Services - State	
OutputVariableName	output_SSH94B29	
0	no	
1	yes	
.G	geocode missing	

SSH94B30 - Students Cant Attend W/O Proper Immun

Type	Code	
Measurement Unit	numeric	
SSH94B30	State's School Attendance Policy Does Not Allow Students to Attend School Until They Get Necessary Immunizations - State	
OutputVariableName	output_SSH94B30	
0	no	
1	yes	
.G	geocode missing	

SSH94B31 - State Requires Sexual Abuse Prev

Type	Code	
Measurement Unit	numeric	
SSH94B31	State has Requirement Intended to Increase the Likelihood that Cases of Physical and Sexual Abuse will be Detected and Reported - State	
OutputVariableName	output_SSH94B31	
0	no	

1	yes
.G	geocode missing

SSH94B32 - In-Service Training Offered

Type	Code
Measurement Unit	numeric
SSH94B32	State Offers In-Service Training to School Health Service Staff - State
OutputVariableName	output_SSH94B32
0	no
1	yes
.G	geocode missing

SSH94B33 - In-Serv Training: Alc/Drug Prevention

Type	Code
Measurement Unit	numeric
SSH94B33	State Offers In-Service Training on Alcohol and Other Drug Use Prevention to School Health Service Staff - State
OutputVariableName	output_SSH94B33
0	no
1	yes
.G	geocode missing

SSH94B34 - In-Serv Training: HIV Prevention

Type	Code
Measurement Unit	numeric
SSH94B34	State Offers In-Service Training on HIV Prevention to School Health Service Staff - State
OutputVariableName	output_SSH94B34
0	no
1	yes
.G	geocode missing

SSH94B35 - In-Serv Training: Pregnancy Prevention

Type	Code
------	------

Measurement Unit	numeric	
SSH94B35	State Offers In-Service Training on Pregnancy Prevention/Family Planning to School Health Service Staff - State	
OutputVariableName	output_SSH94B35	
0	no	
1	yes	
.G	geocode missing	

Type	Code	
Measurement Unit	numeric	
SSH94B36	State Offers In-Service Training on Suicide Prevention to School Health Service Staff - State	
OutputVariableName	output_SSH94B36	
0	no	
1	yes	
.G	geocode missing	

Type	Code	
Measurement Unit	numeric	
SSH94B37	State Offers In-Service Training on Tobacco Use Prevention to School Health Service Staff - State	
OutputVariableName	output_SSH94B37	
0	no	
1	yes	
.G	geocode missing	

Type	Code	
Measurement Unit	numeric	
SSH94B38	State Offers In-Service Training on Violence Prevention to School Health Service Staff - State	
OutputVariableName	output_SSH94B38	
0	no	

1	yes
.G	geocode missing

SSH94B39 - Tob Plcy: Any Rec in Place

Type	Code
Measurement Unit	numeric
SSH94B39	Any State Recommendations Concerning Tobacco Use Policies - State
OutputVariableName	output_SSH94B39
0	no
1	yes
.G	geocode missing

SSH94B40 - Tob Plcy: Rules Against Student Use

Type	Code
Measurement Unit	numeric
SSH94B40	State Recommends that Schools or School Districts Include Rules Against Tobacco Use by Students in Their Tobacco Use Policies - State
OutputVariableName	output_SSH94B40
0	no
1	yes
.G	geocode missing

SSH94B41 - Tob Plcy: Rules Against Staff Use

Type	Code
Measurement Unit	numeric
SSH94B41	State Recommends that Schools or School Districts Include Rules Against Tobacco Use by School Staff in Their Tobacco Use Policies - State
OutputVariableName	output_SSH94B41
0	no
1	yes
.G	geocode missing

SSH94B42 - Tob Plcy: Proced For Comm Policy

Type	Code
------	------

Measurement Unit	numeric	
SSH94B42	State Recommends that Schools or School Districts Include Procedures for Communicating Tobacco Use Policy to Students, School Staff, and Parents/Guardians - State	
OutputVariableName	output_SSH94B42	
	0	no
	1	yes
	.G	geocode missing

SSH94B43 - Alc/Dr Plcy: Any Rec in Place

Type	Code	
Measurement Unit	numeric	
SSH94B43	Any State Recommendations Concerning Alcohol and Drug Use Policies - State	
OutputVariableName	output_SSH94B43	
	0	no
	1	yes
	.G	geocode missing

SSH94B44 - Alc/Dr Plcy: Rules Against Student Use

Type	Code	
Measurement Unit	numeric	
SSH94B44	State Recommends that Schools or School Districts Include Rules Against Alcohol and Drug Use by Students in Their Alcohol and Drug Use Policies - State	
OutputVariableName	output_SSH94B44	
	0	no
	1	yes
	.G	geocode missing

SSH94B45 - Alc/Dr Plcy: Rules Against Staff Use

Type	Code	
Measurement Unit	numeric	
SSH94B45	State Recommends that Schools or School Districts Include Rules Against Alcohol and Drug Use by School Staff in Their Alcohol and Drug Use Policies - State	

OutputVariableName	output_SSH94B45	
0	no	
1	yes	
.G	geocode missing	

SSH94B46 - Alc/Dr Plcy: Procd for Comm Policy

Type	Code	
Measurement Unit	numeric	
SSH94B46	State Recommends that Schools or School Districts Include Procedures for Communicating Alcohol and Drug Use Policy to Students, School Staff, and Parents/Guardians - State	
OutputVariableName	output_SSH94B46	
0	no	
1	yes	
.G	geocode missing	

SSH94B47 - Fight Plcy: Any Rec in Place

Type	Code	
Measurement Unit	numeric	
SSH94B47	Any State Recommendations Concerning Policies on Students' Physical Fighting - State	
OutputVariableName	output_SSH94B47	
0	no	
1	yes	
.S	unavailable source data	
.G	geocode missing	

SSH94B48 - Fight Plcy: Rules for Student Fighting

Type	Code	
Measurement Unit	numeric	
SSH94B48	State Recommends that Schools or School Districts Include Rules Against Fighting by Students in Their Policies on Students' Physical Fighting - State	
OutputVariableName	output_SSH94B48	
0	no	

1	yes
.S	unavailable source data
.G	geocode missing

SSH94B49 - Fight Plcy: Proced for Comm Policy

Type	Code
Measurement Unit	numeric
SSH94B49	State Recommends that Schools or School Districts Include Procedures for Communicating Policies on Students' Physical Fighting to Students, School Staff, and Parents/Guardians - State
OutputVariableName	output_SSH94B49
0	no
1	yes
.S	unavailable source data
.G	geocode missing

SSH94B50 - Weapons Plcy: Any Rec in Place

Type	Code
Measurement Unit	numeric
SSH94B50	Any State Recommendations Concerning Weapons Policy - State
OutputVariableName	output_SSH94B50
0	no
1	yes
.S	unavailable source data
.G	geocode missing

SSH94B51 - Weapons Plcy: Rules Against Student Use

Type	Code
Measurement Unit	numeric
SSH94B51	State Recommends that Schools or School Districts Include Rules Against Weapon Possession and Use by Students in Their Weapons Policy - State
OutputVariableName	output_SSH94B51
0	no
1	yes

.S	unavailable source data
.G	geocode missing

SSH94B52 - Weapons Plcy: Rules Against Staff Use

Type	Code
Measurement Unit	numeric
SSH94B52	State Recommends that Schools or School Districts Include Rules Against Weapon Possession and Use by School Staff Their Weapons Policy - State
OutputVariableName	output_SSH94B52
0	no
1	yes
.S	unavailable source data
.G	geocode missing

SSH94B53 - Weapons Plcy: Proced For Comm Policy

Type	Code
Measurement Unit	numeric
SSH94B53	State Recommends that Schools or School Districts Include Procedures for Communicating Weapons Policy to Students, School Staff, and Parents/Guardians - State
OutputVariableName	output_SSH94B53
0	no
1	yes
.S	unavailable source data
.G	geocode missing

SSH94B54 - HP Req: Sexual Harassment Policy

Type	Code
Measurement Unit	numeric
SSH94B54	State Requires that School Districts or Schools have a Policy to Protect Students from Sexual Harassment - State
OutputVariableName	output_SSH94B54
0	no
1	yes

.S	unavailable source data
.G	geocode missing