

## Wave III Add Health Picture Vocabulary Test

### Title

Wave III Add Health Picture Vocabulary Test

### Abstract

Variables: 8

Observations: 20,722

### Variables

#### Wave III Add Health Picture Vocabulary Test

- [AH\\_RAW - RAW AH\\_PVT SCORE](#)
- [PVTPTCT3 - CROSS-SECT/LONG PVT PERCENTILE RANK-W3](#)
- [PVTSTD3C - CROSS-SECTIONAL STANDARDIZED SCORE-W3](#)
- [PVTSTD3L - LONGITUDINAL STANDARDIZED SCORE-W3](#)
- [PVTPTCT1C - CROSS-SECTIONAL PVT PERCENTILE RANK-W1](#)
- [PVTPTCT1L - LONGITUDINAL PVT PERCENTILE RANK-W1](#)
- [PVTSTD1 - CROSS-SECT/LONG PVT STANDRDIZED SCORE-W1](#)

#### AH\_RAW - RAW AH\_PVT SCORE

Type	Numeric (Double)
Description	Of these 5,604 cases with missing scores, 29 are Wave III respondents and 5,575 are Wave I respondents not interviewed at Wave III.
AH_RAW	Raw AHPVT Score

#### PVTPTCT3 - CROSS-SECT/LONG PVT PERCENTILE RANK-W3

Type	Numeric (Double)
Description	Of these 5,604 cases with missing scores, 29 are Wave III respondents and 5,575 are Wave I respondents not interviewed at Wave III.
PVTPTCT3	Cross-sectional or Longitudinal PVT Percentile Rank - Wave III

#### PVTSTD3C - CROSS-SECTIONAL STANDARDIZED SCORE-W3

Type	Numeric (Double)
------	------------------

Description	Of these 5,604 cases with missing scores, 29 are Wave III respondents and 5,575 are Wave I respondents not interviewed at Wave III.
PVTSTD3C	Cross-sectional Standardized Score - Wave II

#### 

Type	Numeric (Double)
Description	Of these 5,604 cases with missing scores, 29 are Wave III respondents and 5,575 are Wave I respondents not interviewed at Wave III.
PVTSTD3L	Longitudinal Standardized Score - Wave III

#### 

Type	Numeric (Double)
PVTPTC1C	Cross-sectional PVT Percentile Rank - Wave I

#### 

Type	Numeric (Double)
PVTPTC1L	Longitudinal PVT Percentile Rank - Wave I

#### 

Type	Numeric (Double)
PVTSTD1	Cross-sectional or Longitudinal PVT Standardized Score - Wave I

## Logical Products

### 


## Data Layouts


### 


## Wave III Add Health Picture Vocabulary Test


#### 


Type	Numeric (Double)
Description	Of these 5,604 cases with missing scores, 29 are Wave III respondents and 5,575 are Wave I respondents not interviewed at Wave III.
AH_RAW	Raw AHPVT Score


 PVT PCT3 - CROSS-SECT/LONG PVT PERCENTILE RANK-W3	
Type	Numeric (Double)
Description	Of these 5,604 cases with missing scores, 29 are Wave III respondents and 5,575 are Wave I respondents not interviewed at Wave III.
PVT PCT3	Cross-sectional or Longitudinal PVT Percentile Rank - Wave III

 PVT STD3C - CROSS-SECTIONAL STANDARDIZED SCORE-W3	
Type	Numeric (Double)
Description	Of these 5,604 cases with missing scores, 29 are Wave III respondents and 5,575 are Wave I respondents not interviewed at Wave III.
PVT STD3C	Cross-sectional Standardized Score - Wave II


 PVT STD3L - LONGITUDINAL STANDARDIZED SCORE-W3	
Type	Numeric (Double)
Description	Of these 5,604 cases with missing scores, 29 are Wave III respondents and 5,575 are Wave I respondents not interviewed at Wave III.
PVT STD3L	Longitudinal Standardized Score - Wave III

 PVT PCT1C - CROSS-SECTIONAL PVT PERCENTILE RANK-W1	
Type	Numeric (Double)
PVT PCT1C	Cross-sectional PVT Percentile Rank - Wave I


 PVT PCT1L - LONGITUDINAL PVT PERCENTILE RANK-W1	
Type	Numeric (Double)
PVT PCT1L	Longitudinal PVT Percentile Rank - Wave I

 PVT STD1 - CROSS-SECT/LONG PVT STANDRDIZED SCORE-W1	
Type	Numeric (Double)
PVT STD1	Cross-sectional or Longitudinal PVT Standardized Score - Wave I

## Physical Instances

 Wave III Add Health Picture Vocabulary Test	
Title	Wave III Add Health Picture Vocabulary Test
File Name	ahpvt3.sas7bdat
Case Quantity	20772

Variable Count	7
----------------	---

 AH\_RAW - RAW AH\_PVT SCORE

Type	Numeric (Double)
Description	Of these 5,604 cases with missing scores, 29 are Wave III respondents and 5,575 are Wave I respondents not interviewed at Wave III.
AH_RAW	Raw AHPVT Score

			Frequency	% of total	% of valid
Missing	.	missing	5604	26.98%	
	996	refused	516	2.48%	
		Total	6,120	29.46%	

Valid	Invalid	Minimum	Maximum	Mean	StdDev
14652	6120	0	87	69.518837...	12.949716...

 PVTPTCT3 - CROSS-SECT/LONG PVT PERCENTILE RANK-W3

Type	Numeric (Double)
Description	Of these 5,604 cases with missing scores, 29 are Wave III respondents and 5,575 are Wave I respondents not interviewed at Wave III.
PVTPTCT3	Cross-sectional or Longitudinal PVT Percentile Rank - Wave III

			Frequency	% of total	% of valid
Missing	.	missing	5604	26.98%	
	996	refused	516	2.48%	
		Total	6,120	29.46%	

Valid	Invalid	Minimum	Maximum	Mean	StdDev
14652	6120	0	100	49.483005...	29.665526...

 PVTSTD3C - CROSS-SECTIONAL STANDARDIZED SCORE-W3

Type	Numeric (Double)
Description	Of these 5,604 cases with missing scores, 29 are Wave III respondents and 5,575 are Wave I respondents not interviewed at Wave III.
PVTSTD3C	Cross-sectional Standardized Score - Wave II

			Frequency	% of total	% of valid
Missing	.	missing	5604	26.98%	
	996	refused	516	2.48%	
		Total	6,120	29.46%	

Valid	Invalid	Minimum	Maximum	Mean	StdDev
14652	6120	7	122	98.478432...	17.085131...

 PVTSTD3L - LONGITUDINAL STANDARDIZED SCORE-W3

Type	Numeric (Double)
Description	Of these 5,604 cases with missing scores, 29 are Wave III respondents and 5,575 are Wave I respondents not interviewed at Wave III.
PVTSTD3L	Longitudinal Standardized Score - Wave III

			Frequency	% of total	% of valid
Missing	.	missing	5604	26.98%	
	996	refused	516	2.48%	
Total			6,120	29.46%	

Valid	Invalid	Minimum	Maximum	Mean	StdDev
14652	6120	9	123	100.36998...	16.747489...

 PVTPTCT1C - CROSS-SECTIONAL PVT PERCENTILE RANK-W1

Type	Numeric (Double)
PVTPTCT1C	Cross-sectional PVT Percentile Rank - Wave I

			Frequency	% of total	% of valid
Missing	.	missing	1032	4.97%	
	995	not interviewed at Wave I	27	0.13%	
Total			1,059	5.1%	

Valid	Invalid	Minimum	Maximum	Mean	StdDev
19713	1059	0	100	48.476436...	29.447018...

 PVTPTCT1L - LONGITUDINAL PVT PERCENTILE RANK-W1

Type	Numeric (Double)
PVTPTCT1L	Longitudinal PVT Percentile Rank - Wave I

			Frequency	% of total	% of valid
Missing	.	missing	6802	32.75%	
	995	not interviewed at Wave I	27	0.13%	
Total			6,829	32.88%	

Valid	Invalid	Minimum	Maximum	Mean	StdDev
13943	6829	0	100	48.948002...	29.251175...

 PVTSTD1 - CROSS-SECT/LONG PVT STANDRDIZED SCORE-W1

Type	Numeric (Double)
------	------------------

PVTSTD1	Cross-sectional or Longitudinal PVT Standardized Score - Wave I
---------	---

			Frequency	% of total	% of valid
Missing	.	missing	1032	4.97%	
	995	not interviewed at Wave I	27	0.13%	
		Total	1,059	5.1%	

Valid	Invalid	Minimum	Maximum	Mean	StdDev
19713	1059	9	141	98.562877...	15.546674...