

 Contextual Wave IV Database**Title**

Contextual Wave IV Database

**Abstract**

The data provide an important update to the contextual variables already available in Wave IV by including information at the state- and county-levels. Additionally, there are a few new variables in the present database that are absent from other waves.

Variables: 270

Observations: 15,701

**Variables** Contextual Wave IV Database

- CAC09001 - POPULATION, TOTAL
- CAC09002 - DENSITY (PERSONS/SQ.KM.)
- CAC09003 - PROPORTION WHITE
- CAC09004 - PROPORTION BLACK
- CAC09005 - PROPORTION AMERICAN INDIAN/ALASKA NATIVE
- CAC09006 - PROPORTION ASIAN, PACIFIC ISLANDER ALONE
- CAC09007 - PROPORTION OTHER
- CAC09008 - PROPORTION 2 OR MORE RACES
- CAC09009 - PROPORTION HISPANIC ORIGIN
- CAC09010 - PROPORTION HISPANIC, WHITE
- CAC09011 - PROPORTION HISPANIC, BLACK
- CAC09012 - PROPORTION HISPANIC, AMERICAN INDIAN
- CAC09013 - PROPORTION HISPANIC, ASIAN/PACISL
- CAC09014 - PROPORTION HISPANIC, OTHER RACE
- CAC09015 - PROPORTION HISPANIC, 2 OR MORE RACES
- CAC09016 - PROPORTION 0-4 YRS
- CAC09017 - PROPORTION 5-9 YRS
- CAC09018 - PROPORTION 10-14 YRS
- CAC09019 - PROPORTION 15-17 YRS
- CAC09020 - PROPORTION 18-24 YRS
- CAC09021 - PROPORTION 65-74 YRS
- CAC09022 - PROPORTION 75+ YRS
- CAC09023 - PROPORTION MALES, 18-24 YRS
- CAC09024 - PROPORTION FEMALES, 18-24 YRS

- CAC09025 - PROP WHITE MALES, 18-24 YRS
- CAC09026 - PROP WHITE FEMALES, 18-24 YRS
- CAC09027 - PROP BLACK MALES, 18-24 YRS
- CAC09028 - PROP BLACK FEMALES, 18-24 YRS
- CAC09029 - PROP AMERICAN INDIAN MALES, 18-24 YRS
- CAC09030 - PROP AMERICAN INDIAN FEMALES, 18-24 YRS
- CAC09031 - PROP ASIAN/PACISL MALES, 18-24 YRSA
- CAC09032 - PROP ASIAN/PACISL FEMALES, 18-24 YRS
- CAC09033 - PROP OTHER MALES, 18-24 YRS
- CAC09034 - PROP OTHER FEMALES, 18-24 YRS
- CAC09035 - PROP 2-MORE RACES MALES, 18-24 YRS
- CAC09036 - PROP 2-MORE RACES FEMALES, 18-24 YRS
- CAC09037 - PROP HISPANIC MALES, 18-24 YRS
- CAC09038 - PROP HISPANIC FEMALES, 18-24 YRS
- CAC09039 - PROP NOT HISPANIC WHITE MALES 18-24
- CAC09040 - PROP NOT HISPANIC WHITE FEMALES 18-24
- CAC09041 - PROP HHS - MARR-CPL FAM W/CHLD
- CAC09042 - PROP HH, FEM HOUSEHOLDER W/ CHILD
- CAC09043 - PROP HH, MALE HOUSEHOLDER W/ CHILD
- CAC09044 - PROP HHS NON-FAMILY HHS
- CAC09045 - PROP FAMILIES, W/ CHILD FEM HH NO HUSB
- CAC09046 - PROP FAMILIES, W/ CHILD MALE HH NO WIFE
- CAC09047 - PROP SEP OR DIV'D
- CAC09048 - PROP HHS LINGUISTICALLY ISOLATED
- CAC09049 - PROP FOREIGN BORN
- CAC09050 - PROP AGED 25+ W/O HS DIPLOMA
- CAC09051 - PROP AGED 25+ W/ COLLEGE DEGREE +
- CAC09052 - UNEMPLOYMENT RATE-TOTAL
- CAC09053 - UNEMPLOYMENT RATE-MALES
- CAC09054 - UNEMPLOYMENT RATE-FEMALES
- CAC09055 - LABOR FORCE PART RATE MALES
- CAC09056 - LABOR FORCE PART RATE FEMALES
- CAC09057 - PROP 0-5 W/ PARENTS IN LABOR FORCE
- CAC09058 - PROP 6-17 W/ PARENTS IN LABOR FORCE
- CAC09059 - UNEMPLOYMENT RATE-WHITE MALES
- CAC09060 - UNEMPLOYMENT RATE-WHITE FEMALES
- CAC09061 - UNEMPLOYMENT RATE-BLACK MALES
- CAC09062 - UNEMPLOYMENT RATE-BLACK FEMALES
- CAC09063 - UNEMPLOYMENT RATE-AM INDIAN MALES
- CAC09064 - UNEMPLOYMENT RATE-AM INDIAN FEMALES
- CAC09065 - UNEMPLOYMENT RATE-ASIAN/PAC ISL MALES
- CAC09066 - UNEMPLOYMENT RATE-ASIAN/PAC ISL FEMALES
- CAC09067 - UNEMPLOYMENT RATE-OTHER MALES
- CAC09068 - UNEMPLOYMENT RATE-OTHER FEMALES

- 
- CAC09069 - UNEMPLOYMENT RATE-2-MORE RACES MALES
  - CAC09070 - UNEMPLOYMENT RATE-2-MORE RACES FEMALES
  - CAC09071 - UNEMPLOYMENT RATE-HISPANIC MALES
  - CAC09072 - UNEMPLOYMENT RATE-HISPANIC FEMALES
  - CAC09073 - UNEMPLOYMENT RATE-WHITE MALES NOT HISP
  - CAC09074 - UNEMPLOYMENT RATE-WHITE FEMALES NOT HISP
  - CAC09075 - PROP EMPL IN AG/FORESTRY/HUNTING/MINING
  - CAC09076 - PROP EMPL IN CONSTRUCTION
  - CAC09077 - PROP EMPL IN MANUFACTURING
  - CAC09078 - PROP EMPL IN WHOLESALE TRADE
  - CAC09079 - PROP EMPL IN RETAIL TRADE
  - CAC09080 - PROP TRANSPORT, WAREHOUSING, UTLTS
  - CAC09081 - PROP INFORMATION
  - CAC09082 - PROP EMPL IN FINANCE/INSUR/REAL ESTATE
  - CAC09083 - PROP PROF, SCI, MGMT, ADMIN, WASTE
  - CAC09084 - PROP EDUCATIONAL, HEALTH & SOCIAL SVCS
  - CAC09085 - PROP ARTS, ENTERTAINMENT, FOOD SVCS
  - CAC09086 - PROP OTHER SERVICES
  - CAC09087 - PROP EMPL IN PUBLIC ADMIN
  - CAC09088 - PROP IN MANAGEMENT, PROF, & RELATED OCCS
  - CAC09089 - PROP EMPL IN SERVICE OCCS
  - CAC09090 - PROP SALES AND OFFICE
  - CAC09091 - PROP EMPL IN FARM/FORSTRY/FISHING OCCS
  - CAC09092 - PROP CONSTRUCTION, EXTRACT, MAINT
  - CAC09093 - PROP PRODUCTION, TRANSPORTATION
  - CAC09094 - MEDIAN HOUSEHOLD INCOME
  - CAC09095 - PROP HHS W/ PUBLIC ASSIST INCOME
  - CAC09096 - MEDIAN FAMILY INCOME
  - CAC09097 - PROP FAMILIES W/ INCOME < \$15,000
  - CAC09098 - PROP FAMILIES W/ INCOME < \$25,000
  - CAC09099 - PROP FAMILIES W/ INCOME \$50,000+
  - CAC09100 - PROP FAMILIES W/ INCOME \$75,000+
  - CAC09101 - PER CAPITA INCOME
  - CAC09102 - MEDIAN EARNINGS 16+
  - CAC09103 - MEDIAN EARNINGS MALES 16+
  - CAC09104 - MEDIAN EARNINGS FEMALES 16+
  - CAC09105 - PROP PERSONS < POV LEVEL
  - CAC09106 - PROP FAMILIES < POV LEVEL
  - CAC09107 - PROP HOUSEHOLDS < POV LEVEL
  - CAC09108 - PROP SAME SEX UNMARRIED PARTNERS
  - CAC09109 - PROP OPPOSITE SEX UNMARRIED PARTNERS
  - CAC09110 - PROP MALES AGED 18-19 NEV MARRIED
  - CAC09111 - PROP MALES AGED 20-24 NEV MARRIED
  - CAC09112 - PROP FEMALES AGED 18-19 NEV MARRIED

- 
- CAC09113 - PROP FEMALES AGED 20-24 NEV MARRIED
  - CAC09114 - PROP HOUSING UNITS VACANT
  - CAC09115 - PROP OCC H UNITS THAT ARE OWNER-OCC
  - CAC09116 - AVERAGE HOUSEHOLD SIZE OF UNITS
  - CAC09117 - MEDIAN YEAR HOUSING UNITS BUILT
  - CAC09118 - MEDIAN YEAR MOVED INTO UNITS
  - CAC09119 - PROP OCC H UNITS W/O TELEPHONE
  - CAC09120 - PROP UNITS WITH NO VEHICLES
  - CAC09121 - PROP OCC H UNITS W/O COMPLETE PLUMBING
  - CAC09122 - PROP H UNITS W/O COMPLETE KITCHEN FACIL
  - CAC09123 - MEDIAN CONTRACT RENT RENTER-OCC H UNITS
  - CAC09124 - MEDIAN VALUE OF OWNER-OCC HOUSING UNITS
  - CAC09125 - PROP 3+ ENROLLED IN PRE-ELEM AND ELEM
  - CAC09126 - PROP 3+ ENROLLED IN MID OR HIGH SCHOOL
  - CAC09127 - PROP 3+ IN COLLEGE, GRAD, OR PROF ED
  - CAC09128 - PROP WORKERS 16+ USE CAR, TRUCK, OR VAN
  - CAC09129 - PROP WORKERS 16+ USE PUBLIC TRANSPORT
  - CAC09130 - PROP WORKERS 16+ USING BICYCLE
  - CAC09131 - PROP WORKERS 16+ WALKING
  - CAC09132 - PROP WORKERS 16+ USE TAXICAB, MOTORCYCLE
  - SAC09002 - DENSITY (PERSONS/SQ.KM.)
  - SAC09003 - PROPORTION WHITE
  - SAC09004 - PROPORTION BLACK
  - SAC09005 - PROPORTION AMERICAN INDIAN/ALASKA NATIVE
  - SAC09006 - PROPORTION ASIAN, PACIFIC ISLANDER ALONE
  - SAC09007 - PROPORTION OTHER
  - SAC09008 - PROPORTION 2 OR MORE RACES
  - SAC09009 - PROPORTION HISPANIC ORIGIN
  - SAC09010 - PROPORTION HISPANIC, WHITE
  - SAC09011 - PROPORTION HISPANIC, BLACK
  - SAC09012 - PROPORTION HISPANIC, AMERICAN INDIAN
  - SAC09013 - PROPORTION HISPANIC, ASIAN/PACISL
  - SAC09014 - PROPORTION HISPANIC, OTHER RACE
  - SAC09015 - PROPORTION HISPANIC, 2 OR MORE RACES
  - SAC09016 - PROPORTION 0-4 YRS
  - SAC09017 - PROPORTION 5-9 YRS
  - SAC09018 - PROPORTION 10-14 YRS
  - SAC09019 - PROPORTION 15-17 YRS
  - SAC09020 - PROPORTION 18-24 YRS
  - SAC09021 - PROPORTION 65-74 YRS
  - SAC09022 - PROPORTION 75+ YRS
  - SAC09023 - PROPORTION MALES, 18-24 YRS
  - SAC09024 - PROPORTION FEMALES, 18-24 YRS
  - SAC09025 - PROP WHITE MALES, 18-24 YRS

- SAC09026 - PROP WHITE FEMALES, 18-24 YRS
- SAC09027 - PROP BLACK MALES, 18-24 YRS
- SAC09028 - PROP BLACK FEMALES, 18-24 YRS
- SAC09029 - PROP AMERICAN INDIAN MALES, 18-24 YRS
- SAC09030 - PROP AMERICAN INDIAN FEMALES, 18-24 YRS
- SAC09031 - PROP ASIAN/PACISL MALES, 18-24 YRSA
- SAC09032 - PROP ASIAN/PACISL FEMALES, 18-24 YRS
- SAC09033 - PROP OTHER MALES, 18-24 YRS
- SAC09034 - PROP OTHER FEMALES, 18-24 YRS
- SAC09035 - PROP 2-MORE RACES MALES, 18-24 YRS
- SAC09036 - PROP 2-MORE RACES FEMALES, 18-24 YRS
- SAC09037 - PROP HISPANIC MALES, 18-24 YRS
- SAC09038 - PROP HISPANIC FEMALES, 18-24 YRS
- SAC09039 - PROP NOT HISPANIC WHITE MALES 18-24
- SAC09040 - PROP NOT HISPANIC WHITE FEMALES 18-24
- SAC09041 - PROP HHS - MARR-CPL FAM W/CHLD
- SAC09042 - PROP HH, FEM HOUSEHOLDER W/ CHILD
- SAC09043 - PROP HH, MALE HOUSEHOLDER W/ CHILD
- SAC09044 - PROP HHS NON-FAMILY HHS
- SAC09045 - PROP FAMILIES, W/ CHILD FEM HH NO HUSB
- SAC09046 - PROP FAMILIES, W/ CHILD MALE HH NO WIFE
- SAC09047 - PROP SEP OR DIV'D
- SAC09048 - PROP HHS LINGUISTICALLY ISOLATED
- SAC09049 - PROP FOREIGN BORN
- SAC09050 - PROP AGED 25+ W/O HS DIPLOMA
- SAC09051 - PROP AGED 25+ W/ COLLEGE DEGREE +
- SAC09052 - UNEMPLOYMENT RATE-TOTAL
- SAC09053 - UNEMPLOYMENT RATE-MALES
- SAC09054 - UNEMPLOYMENT RATE-FEMALES
- SAC09055 - LABOR FORCE PART RATE MALES
- SAC09056 - LABOR FORCE PART RATE FEMALES
- SAC09057 - PROP 0-5 W/ PARENTS IN LABOR FORCE
- SAC09058 - PROP 6-17 W/ PARENTS IN LABOR FORCE
- SAC09059 - UNEMPLOYMENT RATE-WHITE MALES
- SAC09060 - UNEMPLOYMENT RATE-WHITE FEMALES
- SAC09061 - UNEMPLOYMENT RATE-BLACK MALES
- SAC09062 - UNEMPLOYMENT RATE-BLACK FEMALES
- SAC09063 - UNEMPLOYMENT RATE-AM INDIAN MALES
- SAC09064 - UNEMPLOYMENT RATE-AM INDIAN FEMALES
- SAC09065 - UNEMPLOYMENT RATE-ASIAN/PAC ISL MALES
- SAC09066 - UNEMPLOYMENT RATE-ASIAN/PAC ISL FEMALES
- SAC09067 - UNEMPLOYMENT RATE-OTHER MALES
- SAC09068 - UNEMPLOYMENT RATE-OTHER FEMALES
- SAC09069 - UNEMPLOYMENT RATE-2-MORE RACES MALES

- SAC09070 - UNEMPLOYMENT RATE-2-MORE RACES FEMALES
- SAC09071 - UNEMPLOYMENT RATE-HISPANIC MALES
- SAC09072 - UNEMPLOYMENT RATE-HISPANIC FEMALES
- SAC09073 - UNEMPLOYMENT RATE-WHITE MALES NOT HISP
- SAC09074 - UNEMPLOYMENT RATE-WHITE FEMALES NOT HISP
- SAC09075 - PROP EMPL IN AG/FORESTRY/HUNTING/MINING
- SAC09076 - PROP EMPL IN CONSTRUCTION
- SAC09077 - PROP EMPL IN MANUFACTURING
- SAC09078 - PROP EMPL IN WHOLESALE TRADE
- SAC09079 - PROP EMPL IN RETAIL TRADE
- SAC09080 - PROP TRANSPORT, WAREHOUSING, UTILS
- SAC09081 - PROP INFORMATION
- SAC09082 - PROP EMPL IN FINANCE/INSUR/REAL ESTATE
- SAC09083 - PROP PROF, SCI, MGMT, ADMIN, WASTE
- SAC09084 - PROP EDUCATIONAL, HEALTH & SOCIAL SVCS
- SAC09085 - PROP ARTS, ENTERTAINMENT, FOOD SVCS
- SAC09086 - PROP OTHER SERVICES
- SAC09087 - PROP EMPL IN PUBLIC ADMIN
- SAC09088 - PROP IN MANAGEMENT, PROF, & RELATED OCCS
- SAC09089 - PROP EMPL IN SERVICE OCCS
- SAC09090 - PROP SALES AND OFFICE
- SAC09091 - PROP EMPL IN FARM/FORSTRY/FISHING OCCS
- SAC09092 - PROP CONSTRUCTION, EXTRACT, MAINT
- SAC09093 - PROP PRODUCTION, TRANSPORTATION
- SAC09094 - MEDIAN HOUSEHOLD INCOME
- SAC09095 - PROP HHS W/ PUBLIC ASSIST INCOME
- SAC09096 - MEDIAN FAMILY INCOME
- SAC09097 - PROP FAMILIES W/ INCOME < \$15,000
- SAC09098 - PROP FAMILIES W/ INCOME < \$25,000
- SAC09099 - PROP FAMILIES W/ INCOME \$50,000+
- SAC09100 - PROP FAMILIES W/ INCOME \$75,000+
- SAC09101 - PER CAPITA INCOME
- SAC09102 - MEDIAN EARNINGS 16+
- SAC09103 - MEDIAN EARNINGS MALES 16+
- SAC09104 - MEDIAN EARNINGS FEMALES 16+
- SAC09105 - PROP PERSONS < POV LEVEL
- SAC09106 - PROP FAMILIES < POV LEVEL
- SAC09107 - PROP HOUSEHOLDS < POV LEVEL
- SAC09108 - PROP SAME SEX UNMARRIED PARTNERS
- SAC09109 - PROP OPPOSITE SEX UNMARRIED PARTNERS
- SAC09110 - PROP MALES AGED 18-19 NEV MARRIED
- SAC09111 - PROP MALES AGED 20-24 NEV MARRIED
- SAC09112 - PROP FEMALES AGED 18-19 NEV MARRIED
- SAC09113 - PROP FEMALES AGED 20-24 NEV MARRIED

- SAC09114 - PROP HOUSING UNITS VACANT
- SAC09115 - PROP OCC H UNITS THAT ARE OWNER-OCC
- SAC09116 - AVERAGE HOUSEHOLD SIZE OF UNITS
- SAC09117 - MEDIAN YEAR HOUSING UNITS BUILT
- SAC09118 - MEDIAN YEAR MOVED INTO UNITS
- SAC09119 - PROP OCC H UNITS W/O TELEPHONE
- SAC09120 - PROP UNITS WITH NO VEHICLES
- SAC09121 - PROP OCC H UNITS W/O COMPLETE PLUMBING
- SAC09122 - PROP H UNITS W/O COMPLETE KITCHEN FACIL
- SAC09123 - MEDIAN CONTRACT RENT RENTER-OCC H UNITS
- SAC09124 - MEDIAN VALUE OF OWNER-OCC HOUSING UNITS
- SAC09125 - PROP 3+ ENROLLED IN PRE-ELEM AND ELEM
- SAC09126 - PROP 3+ ENROLLED IN MID OR HIGH SCHOOL
- SAC09127 - PROP 3+ IN COLLEGE, GRAD, OR PROF ED
- SAC09128 - PROP WORKERS 16+ USE CAR, TRUCK, OR VAN
- SAC09129 - PROP WORKERS 16+ USE PUBLIC TRANSPORT
- SAC09130 - PROP WORKERS 16+ USING BICYCLE
- SAC09131 - PROP WORKERS 16+ WALKING
- SAC09132 - PROP WORKERS 16+ USE TAXICAB, MOTORCYCLE
- NCA10136 - MEAN DAILY MINIMUM TEMPERATURE
- NCA10135 - MEAN DAILY MAXIMUM TEMPERATURE
- NCA10133 - MEAN COUNT OF DAYS WITH TEMP<=32F
- NCA10134 - MEAN COUNT OF DAYS WITH TEMP>=90F
- NCA10137 - MEAN TOTAL PRECIPITATION
- NCA10138 - MEAN TOTAL SNOWFALL

#### CAC09001 - POPULATION, TOTAL

Type	Numeric (Double)
CAC09001	Total population, county
Notes	3200: 3200 and less. 5257000: 5257000 and greater.

#### CAC09002 - DENSITY (PERSONS/SQ.KM.)

Type	Numeric (Double)
CAC09002	Density - persons per square km, county

#### CAC09003 - PROPORTION WHITE

Type	Numeric (Double)
CAC09003	Proportion White alone, county

#### CAC09004 - PROPORTION BLACK

Type	Numeric (Double)
CAC09004	Proportion Black or African American alone, county

 CAC09005 - PROPORTION AMERICAN INDIAN/ALASKA NATIVE

Type	Numeric (Double)
CAC09005	Proportion American Indian and Alaska Native alone, county

 CAC09006 - PROPORTION ASIAN, PACIFIC ISLANDER ALONE

Type	Numeric (Double)
CAC09006	Proportion Asian alone, Native, county

 CAC09007 - PROPORTION OTHER

Type	Numeric (Double)
CAC09007	Proportion some other race alone, county

 CAC09008 - PROPORTION 2 OR MORE RACES

Type	Numeric (Double)
CAC09008	Proportion two or more races, county

 CAC09009 - PROPORTION HISPANIC ORIGIN

Type	Numeric (Double)
CAC09009	Proportion Hispanic or Latino, county

 CAC09010 - PROPORTION HISPANIC, WHITE

Type	Numeric (Double)
CAC09010	Proportion Hispanic or Latino and White alone, county

 CAC09011 - PROPORTION HISPANIC, BLACK

Type	Numeric (Double)
CAC09011	Proportion Hispanic or Latino and Black alone, county

 CAC09012 - PROPORTION HISPANIC, AMERICAN INDIAN

Type	Numeric (Double)
CAC09012	Proportion Hispanic or Latino and American Indian or Alaska native alone, county

 CAC09013 - PROPORTION HISPANIC, ASIAN/PACISL

Type	Numeric (Double)
CAC09013	Proportion Hispanic or Latino and Asian or Pacific Islander alone, county

 CAC09014 - PROPORTION HISPANIC, OTHER RACE



Type	Numeric (Double)
CAC09014	Proportion Hispanic or Latino and some other race alone, county

#### CAC09015 - PROPORTION HISPANIC, 2 OR MORE RACES

Type	Numeric (Double)
CAC09015	Proportion Hispanic or Latino and two or more races, county

#### CAC09016 - PROPORTION 0-4 YRS

Type	Numeric (Double)
CAC09016	Proportion 0 to 4 years of age, county

#### CAC09017 - PROPORTION 5-9 YRS

Type	Numeric (Double)
CAC09017	Proportion 5 to 9 years of age, county

#### CAC09018 - PROPORTION 10-14 YRS

Type	Numeric (Double)
CAC09018	Proportion 10 to 14 years of age, county

#### CAC09019 - PROPORTION 15-17 YRS

Type	Numeric (Double)
CAC09019	Proportion 15 to 17 years of age, county

#### CAC09020 - PROPORTION 18-24 YRS

Type	Numeric (Double)
CAC09020	Proportion 18 to 24 years of age, county

#### CAC09021 - PROPORTION 65-74 YRS

Type	Numeric (Double)
CAC09021	Proportion 65 to 74 years of age, county

#### CAC09022 - PROPORTION 75+ YRS

Type	Numeric (Double)
CAC09022	Proportion 75 years of age or older, county

#### CAC09023 - PROPORTION MALES, 18-24 YRS

Type	Numeric (Double)
CAC09023	Proportion males ages 18-24 all races, county

 CAC09024 - PROPORTION FEMALES, 18-24 YRS

Type	Numeric (Double)
CAC09024	Proportion females ages 18-24 all races, county

 CAC09025 - PROP WHITE MALES, 18-24 YRS

Type	Numeric (Double)
CAC09025	Proportion males 18-24 White alone, county

 CAC09026 - PROP WHITE FEMALES, 18-24 YRS

Type	Numeric (Double)
CAC09026	Proportion females 18-24 White alone, county

 CAC09027 - PROP BLACK MALES, 18-24 YRS

Type	Numeric (Double)
CAC09027	Proportion males 18-24 Black or African American alone, county

 CAC09028 - PROP BLACK FEMALES, 18-24 YRS

Type	Numeric (Double)
CAC09028	Proportion females 18-24 Black or African American alone, county

 CAC09029 - PROP AMERICAN INDIAN MALES, 18-24 YRS

Type	Numeric (Double)
CAC09029	Proportion males 18-24 American Indian or Alaska native alone, county

 CAC09030 - PROP AMERICAN INDIAN FEMALES, 18-24 YRS

Type	Numeric (Double)
CAC09030	Proportion females 18-24 American Indian or Alaska native alone, county

 CAC09031 - PROP ASIAN/PACISL MALES, 18-24 YRSA

Type	Numeric (Double)
CAC09031	Proportion males 18-24 Asian or Pacific Islander alone, county

 CAC09032 - PROP ASIAN/PACISL FEMALES, 18-24 YRS

Type	Numeric (Double)
CAC09032	Proportion females 18-24 Asian or Pacific Islander alone, county

 CAC09033 - PROP OTHER MALES, 18-24 YRS

Type	Numeric (Double)
CAC09033	Proportion males 18-24 some other race alone, county

#### CAC09034 - PROP OTHER FEMALES, 18-24 YRS

Type	Numeric (Double)
CAC09034	Proportion females 18-24 some other race alone, county

#### CAC09035 - PROP 2-MORE RACES MALES, 18-24 YRS

Type	Numeric (Double)
CAC09035	Proportion males 18-24 two or more races, county

#### CAC09036 - PROP 2-MORE RACES FEMALES, 18-24 YRS

Type	Numeric (Double)
CAC09036	Proportion females 18-24 two or more races, county

#### CAC09037 - PROP HISPANIC MALES, 18-24 YRS

Type	Numeric (Double)
CAC09037	Proportion males 18-24 Hispanic or Latino , county

#### CAC09038 - PROP HISPANIC FEMALES, 18-24 YRS

Type	Numeric (Double)
CAC09038	Proportion females 18-24 Hispanic or Latino , county

#### CAC09039 - PROP NOT HISPANIC WHITE MALES 18-24

Type	Numeric (Double)
CAC09039	Proportion males 18-24 White alone Non-Hispanic or Latino, county

#### CAC09040 - PROP NOT HISPANIC WHITE FEMALES 18-24

Type	Numeric (Double)
CAC09040	Proportion females 18-24 White alone Non-Hispanic or Latino, county

#### CAC09041 - PROP HHS - MARR-CPL FAM W/CHLD

Type	Numeric (Double)
CAC09041	Proportion occupied housing units married-couple family with own children under 18, county

#### CAC09042 - PROP HH, FEM HOUSEHOLDER W/ CHILD

Type	Numeric (Double)
------	------------------

CAC09042	Proportion occupied housing units female householder with own children under 18, county
----------	---

#### CAC09043 - PROP HH, MALE HOUSEHOLDER W/ CHILD

Type	Numeric (Double)
CAC09043	Proportion occupied housing units male householder with own children under 18, county

#### CAC09044 - PROP HHS NON-FAMILY HHS

Type	Numeric (Double)
CAC09044	Proportion occupied housing units nonfamily, county

#### CAC09045 - PROP FAMILIES, W/ CHILD FEM HH NO HUSB

Type	Numeric (Double)
CAC09045	Proportion families with own children headed by female householder, county

#### CAC09046 - PROP FAMILIES, W/ CHILD MALE HH NO WIFE

Type	Numeric (Double)
CAC09046	Proportion families with own children headed by male householder, county

#### CAC09047 - PROP SEP OR DIV'D

Type	Numeric (Double)
CAC09047	Proportion of population 15 years and over divorced or separated, county

#### CAC09048 - PROP HHS LINGUISTICALLY ISOLATED

Type	Numeric (Double)
CAC09048	Proportion households linguistically isolated, county

#### CAC09049 - PROP FOREIGN BORN

Type	Numeric (Double)
CAC09049	Proportion foreign born, county

#### CAC09050 - PROP AGED 25+ W/O HS DIPLOMA

Type	Numeric (Double)
CAC09050	Proportion 25 years and over with less than high school diploma, county

#### CAC09051 - PROP AGED 25+ W/ COLLEGE DEGREE +

Type	Numeric (Double)
------	------------------

CAC09051	Proportion 25 years and over with bachelor's degree or more, county
----------	---

#### CAC09052 - UNEMPLOYMENT RATE-TOTAL

Type	Numeric (Double)
CAC09052	Unemployment rate all persons 16 years and over, county

#### CAC09053 - UNEMPLOYMENT RATE-MALES

Type	Numeric (Double)
CAC09053	Unemployment rate males 16 years and over, county

#### CAC09054 - UNEMPLOYMENT RATE-FEMALES

Type	Numeric (Double)
CAC09054	Unemployment rate females 16 years and over, county

#### CAC09055 - LABOR FORCE PART RATE MALES

Type	Numeric (Double)
CAC09055	Labor force participation rate males 16 years and over, county

#### CAC09056 - LABOR FORCE PART RATE FEMALES

Type	Numeric (Double)
CAC09056	Labor force participation rate females 16 years and over, county

#### CAC09057 - PROP 0-5 W/ PARENTS IN LABOR FORCE

Type	Numeric (Double)
CAC09057	Among children under 6 living with two parents, proportion with both parents in the labor force, county

#### CAC09058 - PROP 6-17 W/ PARENTS IN LABOR FORCE

Type	Numeric (Double)
CAC09058	Among children 6 to 17 living with two parents, proportion with both parents in the labor force, county

#### CAC09059 - UNEMPLOYMENT RATE-WHITE MALES

Type	Numeric (Double)
CAC09059	Proportion white alone males 16 years and over unemployed, county

#### CAC09060 - UNEMPLOYMENT RATE-WHITE FEMALES

Type	Numeric (Double)
------	------------------

CAC09060	Proportion White alone females 16 years and over unemployed, county
----------	---

#### CAC09061 - UNEMPLOYMENT RATE-BLACK MALES

Type	Numeric (Double)
CAC09061	Proportion Black or African American alone males 16 years and over unemployed, county

#### CAC09062 - UNEMPLOYMENT RATE-BLACK FEMALES

Type	Numeric (Double)
CAC09062	Proportion Black or African American alone females 16 years and over unemployed, county

#### CAC09063 - UNEMPLOYMENT RATE-AM INDIAN MALES

Type	Numeric (Double)
CAC09063	Proportion American Indian or Alaska native alone males 16 years and over unemployed, county

#### CAC09064 - UNEMPLOYMENT RATE-AM INDIAN FEMALES

Type	Numeric (Double)
CAC09064	Proportion American Indian or Alaska native alone females 16 years and over unemployed, county

#### CAC09065 - UNEMPLOYMENT RATE-ASIAN/PAC ISL MALES

Type	Numeric (Double)
CAC09065	Proportion Asian or Pacific Islander alone males 16 years and over unemployed, county

#### CAC09066 - UNEMPLOYMENT RATE-ASIAN/PAC ISL FEMALES

Type	Numeric (Double)
CAC09066	Proportion Asian or Pacific Islander alone females 16 years and over unemployed, county

#### CAC09067 - UNEMPLOYMENT RATE-OTHER MALES

Type	Numeric (Double)
CAC09067	Proportion some other race alone males 16 years and over unemployed, county

#### CAC09068 - UNEMPLOYMENT RATE-OTHER FEMALES

Type	Numeric (Double)
------	------------------

CAC09068	Proportion some other race alone females 16 years and over unemployed, county
----------	---

#### CAC09069 - UNEMPLOYMENT RATE-2-MORE RACES MALES

Type	Numeric (Double)
CAC09069	Proportion two or more races males 16 years and over unemployed, county

#### CAC09070 - UNEMPLOYMENT RATE-2-MORE RACES FEMALES

Type	Numeric (Double)
CAC09070	Proportion two or more races females 16 years and over unemployed, county

#### CAC09071 - UNEMPLOYMENT RATE-HISPANIC MALES

Type	Numeric (Double)
CAC09071	Proportion Hispanic or Latino males 16 years and over unemployed, county

#### CAC09072 - UNEMPLOYMENT RATE-HISPANIC FEMALES

Type	Numeric (Double)
CAC09072	Proportion Hispanic or Latino females 16 years and over unemployed, county

#### CAC09073 - UNEMPLOYMENT RATE-WHITE MALES NOT HISP

Type	Numeric (Double)
CAC09073	Proportion White alone not Hispanic or Latino males 16 years and over unemployed, county

#### CAC09074 - UNEMPLOYMENT RATE-WHITE FEMALES NOT HISP

Type	Numeric (Double)
CAC09074	Proportion White alone not Hispanic or Latino females 16 years and over unemployed, county

#### CAC09075 - PROP EMPL IN AG/FORESTRY/HUNTING/MINING

Type	Numeric (Double)
CAC09075	Proportion of employed 16 years and over in agriculture, forestry, fishing, hunting, and mining, county

#### CAC09076 - PROP EMPL IN CONSTRUCTION

Type	Numeric (Double)
CAC09076	Proportion of employed 16 years and over in construction, county

#### CAC09077 - PROP EMPL IN MANUFACTURING

Type	Numeric (Double)
CAC09077	Proportion of employed 16 years and over in manufacturing, county

#### CAC09078 - PROP EMPL IN WHOLESALE TRADE

Type	Numeric (Double)
CAC09078	Proportion of employed 16 years and over in wholesale trade, county

#### CAC09079 - PROP EMPL IN RETAIL TRADE

Type	Numeric (Double)
CAC09079	Proportion of employed 16 years and over in retail trade, county

#### CAC09080 - PROP TRANSPORT, WAREHOUSING, UTILTS

Type	Numeric (Double)
CAC09080	Proportion of employed 16 years and over in transportation, warehousing, and utilities, county

#### CAC09081 - PROP INFORMATION

Type	Numeric (Double)
CAC09081	Proportion of employed 16 years and over in information, county

#### CAC09082 - PROP EMPL IN FINANCE/INSUR/REAL ESTATE

Type	Numeric (Double)
CAC09082	Proportion of employed 16 years and over in finance, insurance, and real estate, county

#### CAC09083 - PROP PROF, SCI, MGMT, ADMIN, WASTE

Type	Numeric (Double)
CAC09083	Proportion of employed 16 years and over in professional, scientific, management, administrative, and waste management services, county

#### CAC09084 - PROP EDUCATIONAL, HEALTH & SOCIAL SVCS

Type	Numeric (Double)
CAC09084	Proportion of employed 16 years and over in educational, health, and social services, county

#### CAC09085 - PROP ARTS, ENTERTAINMENT, FOOD SVCS

Type	Numeric (Double)
CAC09085	Proportion of employed 16 years and over in arts, entertainment, recreation, and food services, county



 CAC09086 - PROP OTHER SERVICES

Type	Numeric (Double)
CAC09086	Proportion of employed 16 years and over in other services (does not include public administration), county

 CAC09087 - PROP EMPL IN PUBLIC ADMIN

Type	Numeric (Double)
CAC09087	Proportion of employed 16 years and over in public administration, county

 CAC09088 - PROP IN MANAGEMENT, PROF, & RELATED OCCS

Type	Numeric (Double)
CAC09088	Proportion of employed 16 years and over in management, professional, and related occupations, county

 CAC09089 - PROP EMPL IN SERVICE OCCS

Type	Numeric (Double)
CAC09089	Proportion of employed 16 years and over in service occupations, county

 CAC09090 - PROP SALES AND OFFICE

Type	Numeric (Double)
CAC09090	Proportion of employed 16 years and over in sales and office occupations, county

 CAC09091 - PROP EMPL IN FARM/FORSTRY/FISHING OCCS

Type	Numeric (Double)
CAC09091	Proportion of employed 16 years and over in farming, fishing, and forestry occupations, county

 CAC09092 - PROP CONSTRUCTION, EXTRACT, MAINT

Type	Numeric (Double)
CAC09092	Proportion of employed 16 years and over in construction, extraction, and maintenance occupations, county

 CAC09093 - PROP PRODUCTION, TRANSPORTATION

Type	Numeric (Double)
CAC09093	Proportion of employed 16 years and over in over in production, transportation, and material moving occupations, county

 CAC09094 - MEDIAN HOUSEHOLD INCOME

Type	Numeric (Double)
CAC09094	Median household income past 12 months, county
Notes	20800: 20800 and less. 101000: 101000 and greater

 CAC09095 - PROP HHS W/ PUBLIC ASSIST INCOME

Type	Numeric (Double)
CAC09095	Proportion households receiving public assistance income past 12 months, county

 CAC09096 - MEDIAN FAMILY INCOME

Type	Numeric (Double)
CAC09096	Median family income past 12 months, county
Notes	28600: 28600 and less. 128900: 128900 and greater.

 CAC09097 - PROP FAMILIES W/ INCOME < \$15,000

Type	Numeric (Double)
CAC09097	Proportion families with incomes less than \$15K past 12 months, county

 CAC09098 - PROP FAMILIES W/ INCOME < \$25,000

Type	Numeric (Double)
CAC09098	Proportion families with incomes less than \$25K past 12 months, county

 CAC09099 - PROP FAMILIES W/ INCOME \$50,000+

Type	Numeric (Double)
CAC09099	Proportion families with incomes greater than \$50K past 12 months, county

 CAC09100 - PROP FAMILIES W/ INCOME \$75,000+

Type	Numeric (Double)
CAC09100	Proportion families with incomes greater than \$75K past 12 months, county

 CAC09101 - PER CAPITA INCOME

Type	Numeric (Double)
CAC09101	Per capita income past 12 months, county
Notes	11450: 11450 and less. 60050: 60050 and greater.

 CAC09102 - MEDIAN EARNINGS 16+

Type	Numeric (Double)
------	------------------

CAC09102	Median earnings 16 years and over past 12 months, county
Notes	9600: 9600 and less.

#### CAC09103 - MEDIAN EARNINGS MALES 16+

Type	Numeric (Double)
CAC09103	Median earnings males 16 years and over past 12 months, county
Notes	70000: 70000 and greater.

#### CAC09104 - MEDIAN EARNINGS FEMALES 16+

Type	Numeric (Double)
CAC09104	Median earnings females 16 years and over in past 12 months, county
Notes	8200: 8200 and less. 47800: 47800 and greater.

#### CAC09105 - PROP PERSONS < POV LEVEL

Type	Numeric (Double)
CAC09105	Proportion population below the poverty level in past 12 months, county

#### CAC09106 - PROP FAMILIES < POV LEVEL

Type	Numeric (Double)
CAC09106	Proportion families below the poverty level in past 12 months, county

#### CAC09107 - PROP HOUSEHOLDS < POV LEVEL

Type	Numeric (Double)
CAC09107	Proportion households below the poverty level in past 12 months, county

#### CAC09108 - PROP SAME SEX UNMARRIED PARTNERS

Type	Numeric (Double)
CAC09108	Proportion households headed by same sex unmarried partners , county

#### CAC09109 - PROP OPPOSITE SEX UNMARRIED PARTNERS

Type	Numeric (Double)
CAC09109	Proportion households headed by opposite sex unmarried partners, county

#### CAC09110 - PROP MALES AGED 18-19 NEV MARRIED

Type	Numeric (Double)
CAC09110	Proportion males ages 18 and 19 never married, county

#### CAC09111 - PROP MALES AGED 20-24 NEV MARRIED

Type	Numeric (Double)
CAC09111	Proportion males ages 20 to 24 never married, county

#### CAC09112 - PROP FEMALES AGED 18-19 NEV MARRIED

Type	Numeric (Double)
CAC09112	Proportion females ages 18 and 19 never married, county

#### CAC09113 - PROP FEMALES AGED 20-24 NEV MARRIED

Type	Numeric (Double)
CAC09113	Proportion females ages 20 to 24 never married, county

#### CAC09114 - PROP HOUSING UNITS VACANT

Type	Numeric (Double)
CAC09114	Proportion housing units vacant, county

#### CAC09115 - PROP OCC H UNITS THAT ARE OWNER-OCC

Type	Numeric (Double)
CAC09115	Proportion occupied units owner occupied, county

#### CAC09116 - AVERAGE HOUSEHOLD SIZE OF UNITS

Type	Numeric (Double)
CAC09116	Average household size of occupied units, county
Notes	4: 4 and greater.

#### CAC09117 - MEDIAN YEAR HOUSING UNITS BUILT

Type	Numeric (Double)
CAC09117	Median year housing unit structures built, county
Notes	1943: 1943 and less. 1997: 1997 and greater.

#### CAC09118 - MEDIAN YEAR MOVED INTO UNITS

Type	Numeric (Double)
CAC09118	Median year householders moved into units, county
Notes	1993: 1993 and less.

#### CAC09119 - PROP OCC H UNITS W/O TELEPHONE

Type	Numeric (Double)
CAC09119	Proportion occupied units with no telephone service available, county

 CAC09120 - PROP UNITS WITH NO VEHICLES

Type	Numeric (Double)
CAC09120	Proportion occupied units with no vehicles available, county

 CAC09121 - PROP OCC H UNITS W/O COMPLETE PLUMBING

Type	Numeric (Double)
CAC09121	Proportion units lacking complete plumbing facilities , county

 CAC09122 - PROP H UNITS W/O COMPLETE KITCHEN FACIL

Type	Numeric (Double)
CAC09122	Proportion units lacking complete kitchen facilities, county

 CAC09123 - MEDIAN CONTRACT RENT RENTER-OCC H UNITS

Type	Numeric (Double)
CAC09123	Median contract rent for renteroccupied units paying cash rent, county
Notes	1395: 1395 and greater.

 CAC09124 - MEDIAN VALUE OF OWNER-OCC HOUSING UNITS

Type	Numeric (Double)
CAC09124	Median value for specified owner-occupied units, county
Notes	46000: 46000 and less. 800500: 800500 and greater.

 CAC09125 - PROP 3+ ENROLLED IN PRE-ELEM AND ELEM

Type	Numeric (Double)
CAC09125	Proportion population enrolled in pre-elementary and elementary education, county

 CAC09126 - PROP 3+ ENROLLED IN MID OR HIGH SCHOOL

Type	Numeric (Double)
CAC09126	Proportion population enrolled in mid or high school education, county

 CAC09127 - PROP 3+ IN COLLEGE, GRAD, OR PROF ED

Type	Numeric (Double)
CAC09127	Proportion population enrolled in college, graduate or professional education, county

 CAC09128 - PROP WORKERS 16+ USE CAR, TRUCK, OR VAN

Type	Numeric (Double)
------	------------------

CAC09128	Proportion using car, truck, or van, county
----------	---

#### CAC09129 - PROP WORKERS 16+ USE PUBLIC TRANSPORT

Type	Numeric (Double)
CAC09129	Proportion using public transportation (excluding taxicab), county

#### CAC09130 - PROP WORKERS 16+ USING BICYCLE

Type	Numeric (Double)
CAC09130	Proportion bicycle, county

#### CAC09131 - PROP WORKERS 16+ WALKING

Type	Numeric (Double)
CAC09131	Proportion walked, county

#### CAC09132 - PROP WORKERS 16+ USE TAXICAB, MOTORCYCLE

Type	Numeric (Double)
CAC09132	Proportion using taxicab, motorcycle, or other means, county

#### SAC09002 - DENSITY (PERSONS/SQ.KM.)

Type	Numeric (Double)
SAC09002	Density $\frac{\square}{\square}$ persons per square km, state

#### SAC09003 - PROPORTION WHITE

Type	Numeric (Double)
SAC09003	Proportion White alone, state

#### SAC09004 - PROPORTION BLACK

Type	Numeric (Double)
SAC09004	Proportion Black or African American alone, state

#### SAC09005 - PROPORTION AMERICAN INDIAN/ALASKA NATIVE

Type	Numeric (Double)
SAC09005	Proportion American Indian and Alaska Native alone, state

#### SAC09006 - PROPORTION ASIAN, PACIFIC ISLANDER ALONE

Type	Numeric (Double)
SAC09006	Proportion Asian alone, Native, state

 SAC09007 - PROPORTION OTHER

Type	Numeric (Double)
SAC09007	Proportion some other race alone, state

 SAC09008 - PROPORTION 2 OR MORE RACES

Type	Numeric (Double)
SAC09008	Proportion two or more races, state

 SAC09009 - PROPORTION HISPANIC ORIGIN

Type	Numeric (Double)
SAC09009	Proportion Hispanic or Latino, state

 SAC09010 - PROPORTION HISPANIC, WHITE

Type	Numeric (Double)
SAC09010	Proportion Hispanic or Latino and White alone, state

 SAC09011 - PROPORTION HISPANIC, BLACK

Type	Numeric (Double)
SAC09011	Proportion Hispanic or Latino and Black alone, state

 SAC09012 - PROPORTION HISPANIC, AMERICAN INDIAN

Type	Numeric (Double)
SAC09012	Proportion Hispanic or Latino and American Indian or Alaska native alone, state

 SAC09013 - PROPORTION HISPANIC, ASIAN/PACISL

Type	Numeric (Double)
SAC09013	Proportion Hispanic or Latino and Asian or Pacific Islander alone, state

 SAC09014 - PROPORTION HISPANIC, OTHER RACE

Type	Numeric (Double)
SAC09014	Proportion Hispanic or Latino and some other race alone, state

 SAC09015 - PROPORTION HISPANIC, 2 OR MORE RACES

Type	Numeric (Double)
SAC09015	Proportion Hispanic or Latino and two or more races, state

 SAC09016 - PROPORTION 0-4 YRS

Type	Numeric (Double)
SAC09016	Proportion 0 to 4 years of age, state

 SAC09017 - PROPORTION 5-9 YRS

Type	Numeric (Double)
SAC09017	Proportion 5 to 9 years of age, state

 SAC09018 - PROPORTION 10-14 YRS

Type	Numeric (Double)
SAC09018	Proportion 10 to 14 years of age, state

 SAC09019 - PROPORTION 15-17 YRS

Type	Numeric (Double)
SAC09019	Proportion 15 to 17 years of age, state

 SAC09020 - PROPORTION 18-24 YRS

Type	Numeric (Double)
SAC09020	Proportion 18 to 24 years of age, state

 SAC09021 - PROPORTION 65-74 YRS

Type	Numeric (Double)
SAC09021	Proportion 65 to 74 years of age, state

 SAC09022 - PROPORTION 75+ YRS

Type	Numeric (Double)
SAC09022	Proportion 75 years of age or older, state

 SAC09023 - PROPORTION MALES, 18-24 YRS

Type	Numeric (Double)
SAC09023	Proportion males ages 18-24 all races, state

 SAC09024 - PROPORTION FEMALES, 18-24 YRS

Type	Numeric (Double)
SAC09024	Proportion females ages 18-24 all races, state

 SAC09025 - PROP WHITE MALES, 18-24 YRS

Type	Numeric (Double)
SAC09025	Proportion males 18-24 White alone, state



 SAC09026 - PROP WHITE FEMALES, 18-24 YRS

Type	Numeric (Double)
SAC09026	Proportion females 18-24 White alone, state

 SAC09027 - PROP BLACK MALES, 18-24 YRS

Type	Numeric (Double)
SAC09027	Proportion males 18-24 Black or African American alone, state

 SAC09028 - PROP BLACK FEMALES, 18-24 YRS

Type	Numeric (Double)
SAC09028	Proportion females 18-24 Black or African American alone, state

 SAC09029 - PROP AMERICAN INDIAN MALES, 18-24 YRS

Type	Numeric (Double)
SAC09029	Proportion males 18-24 American Indian or Alaska native alone, state

 SAC09030 - PROP AMERICAN INDIAN FEMALES, 18-24 YRS

Type	Numeric (Double)
SAC09030	Proportion females 18-24 American Indian or Alaska native alone, state

 SAC09031 - PROP ASIAN/PACISL MALES, 18-24 YRSA

Type	Numeric (Double)
SAC09031	Proportion males 18-24 Asian or Pacific Islander alone, state

 SAC09032 - PROP ASIAN/PACISL FEMALES, 18-24 YRS

Type	Numeric (Double)
SAC09032	Proportion females 18-24 Asian or Pacific Islander alone, state

 SAC09033 - PROP OTHER MALES, 18-24 YRS

Type	Numeric (Double)
SAC09033	Proportion males 18-24 some other race alone, state

 SAC09034 - PROP OTHER FEMALES, 18-24 YRS

Type	Numeric (Double)
SAC09034	Proportion females 18-24 some other race alone, state

 SAC09035 - PROP 2-MORE RACES MALES, 18-24 YRS

Type	Numeric (Double)
SAC09035	Proportion males 18-24 two or more races, state

 SAC09036 - PROP 2-MORE RACES FEMALES, 18-24 YRS

Type	Numeric (Double)
SAC09036	Proportion females 18-24 two or more races, state

 SAC09037 - PROP HISPANIC MALES, 18-24 YRS

Type	Numeric (Double)
SAC09037	Proportion males 18-24 Hispanic or Latino , state

 SAC09038 - PROP HISPANIC FEMALES, 18-24 YRS

Type	Numeric (Double)
SAC09038	Proportion females 18-24 Hispanic or Latino , state

 SAC09039 - PROP NOT HISPANIC WHITE MALES 18-24

Type	Numeric (Double)
SAC09039	Proportion males 18-24 White alone Non-Hispanic or Latino, state

 SAC09040 - PROP NOT HISPANIC WHITE FEMALES 18-24

Type	Numeric (Double)
SAC09040	Proportion females 18-24 White alone Non-Hispanic or Latino, state

 SAC09041 - PROP HHS - MARR-CPL FAM W/CHLD

Type	Numeric (Double)
SAC09041	Proportion occupied housing units married-couple family with own children under 18, state

 SAC09042 - PROP HH, FEM HOUSEHOLDER W/ CHILD

Type	Numeric (Double)
SAC09042	Proportion occupied housing units female householder with own children under 18, state

 SAC09043 - PROP HH, MALE HOUSEHOLDER W/ CHILD

Type	Numeric (Double)
SAC09043	Proportion occupied housing units male householder with own children under 18, state

 SAC09044 - PROP HHS NON-FAMILY HHS

Type	Numeric (Double)
SAC09044	Proportion occupied housing units nonfamily, state

#### SAC09045 - PROP FAMILIES, W/ CHILD FEM HH NO HUSB

Type	Numeric (Double)
SAC09045	Proportion families with own children headed by female householder, state

#### SAC09046 - PROP FAMILIES, W/ CHILD MALE HH NO WIFE

Type	Numeric (Double)
SAC09046	Proportion families with own children headed by male householder, state

#### SAC09047 - PROP SEP OR DIV'D

Type	Numeric (Double)
SAC09047	Proportion of population 15 years and over divorced or separated, state

#### SAC09048 - PROP HHS LINGUISTICALLY ISOLATED

Type	Numeric (Double)
SAC09048	Proportion households linguistically isolated, state

#### SAC09049 - PROP FOREIGN BORN

Type	Numeric (Double)
SAC09049	Proportion foreign born, state

#### SAC09050 - PROP AGED 25+ W/O HS DIPLOMA

Type	Numeric (Double)
SAC09050	Proportion 25 years and over with less than high school diploma, state

#### SAC09051 - PROP AGED 25+ W/ COLLEGE DEGREE +

Type	Numeric (Double)
SAC09051	Proportion 25 years and over with bachelor's degree or more, state

#### SAC09052 - UNEMPLOYMENT RATE-TOTAL

Type	Numeric (Double)
SAC09052	Unemployment rate all persons 16 years and over, state

#### SAC09053 - UNEMPLOYMENT RATE-MALES

Type	Numeric (Double)
SAC09053	Unemployment rate males 16 years and over, state

 SAC09054 - UNEMPLOYMENT RATE-FEMALES

Type	Numeric (Double)
SAC09054	Unemployment rate females 16 years and over, state

 SAC09055 - LABOR FORCE PART RATE MALES

Type	Numeric (Double)
SAC09055	Labor force participation rate males 16 years and over, state

 SAC09056 - LABOR FORCE PART RATE FEMALES

Type	Numeric (Double)
SAC09056	Labor force participation rate females 16 years and over, state

 SAC09057 - PROP 0-5 W/ PARENTS IN LABOR FORCE

Type	Numeric (Double)
SAC09057	Among children under 6 living with two parents, proportion with both parents in the labor force, state

 SAC09058 - PROP 6-17 W/ PARENTS IN LABOR FORCE

Type	Numeric (Double)
SAC09058	Among children 6 to 17 living with two parents, proportion with both parents in the labor force, state

 SAC09059 - UNEMPLOYMENT RATE-WHITE MALES

Type	Numeric (Double)
SAC09059	Proportion white alone males 16 years and over unemployed, state

 SAC09060 - UNEMPLOYMENT RATE-WHITE FEMALES

Type	Numeric (Double)
SAC09060	Proportion White alone females 16 years and over unemployed, state

 SAC09061 - UNEMPLOYMENT RATE-BLACK MALES

Type	Numeric (Double)
SAC09061	Proportion Black or African American alone males 16 years and over unemployed, state

 SAC09062 - UNEMPLOYMENT RATE-BLACK FEMALES

Type	Numeric (Double)
------	------------------

SAC09062	Proportion Black or African American alone females 16 years and over unemployed, state
----------	--

#### SAC09063 - UNEMPLOYMENT RATE-AM INDIAN MALES

Type	Numeric (Double)
SAC09063	Proportion American Indian or Alaska native alone males 16 years and over unemployed, state

#### SAC09064 - UNEMPLOYMENT RATE-AM INDIAN FEMALES

Type	Numeric (Double)
SAC09064	Proportion American Indian or Alaska native alone females 16 years and over unemployed, state

#### SAC09065 - UNEMPLOYMENT RATE-ASIAN/PAC ISL MALES

Type	Numeric (Double)
SAC09065	Proportion Asian or Pacific Islander alone males 16 years and over unemployed, state

#### SAC09066 - UNEMPLOYMENT RATE-ASIAN/PAC ISL FEMALES

Type	Numeric (Double)
SAC09066	Proportion Asian or Pacific Islander alone females 16 years and over unemployed, state

#### SAC09067 - UNEMPLOYMENT RATE-OTHER MALES

Type	Numeric (Double)
SAC09067	Proportion some other race alone males 16 years and over unemployed, state

#### SAC09068 - UNEMPLOYMENT RATE-OTHER FEMALES

Type	Numeric (Double)
SAC09068	Proportion some other race alone females 16 years and over unemployed, state

#### SAC09069 - UNEMPLOYMENT RATE-2-MORE RACES MALES

Type	Numeric (Double)
SAC09069	Proportion two or more races males 16 years and over unemployed, state

#### SAC09070 - UNEMPLOYMENT RATE-2-MORE RACES FEMALES

Type	Numeric (Double)
SAC09070	Proportion two or more races females 16 years and over unemployed, state

 SAC09071 - UNEMPLOYMENT RATE-HISPANIC MALES

Type	Numeric (Double)
SAC09071	Proportion Hispanic or Latino males 16 years and over unemployed, state

 SAC09072 - UNEMPLOYMENT RATE-HISPANIC FEMALES

Type	Numeric (Double)
SAC09072	Proportion Hispanic or Latino females 16 years and over unemployed, state

 SAC09073 - UNEMPLOYMENT RATE-WHITE MALES NOT HISP

Type	Numeric (Double)
SAC09073	Proportion White alone not Hispanic or Latino males 16 years and over unemployed, state

 SAC09074 - UNEMPLOYMENT RATE-WHITE FEMALES NOT HISP

Type	Numeric (Double)
SAC09074	Proportion White alone not Hispanic or Latino females 16 years and over unemployed, state

 SAC09075 - PROP EMPL IN AG/FORESTRY/HUNTING/MINING

Type	Numeric (Double)
SAC09075	Proportion of employed 16 years and over in agriculture, forestry, fishing, hunting, and mining, state

 SAC09076 - PROP EMPL IN CONSTRUCTION

Type	Numeric (Double)
SAC09076	Proportion of employed 16 years and over in construction, state

 SAC09077 - PROP EMPL IN MANUFACTURING

Type	Numeric (Double)
SAC09077	Proportion of employed 16 years and over in manufacturing, state

 SAC09078 - PROP EMPL IN WHOLESALE TRADE

Type	Numeric (Double)
SAC09078	Proportion of employed 16 years and over in wholesale trade, state

 SAC09079 - PROP EMPL IN RETAIL TRADE

Type	Numeric (Double)
SAC09079	Proportion of employed 16 years and over in retail trade, state

 SAC09080 - PROP TRANSPORT, WAREHOUSING, UTILS

Type	Numeric (Double)
SAC09080	Proportion of employed 16 years and over in transportation, warehousing, and utilities, state

 SAC09081 - PROP INFORMATION

Type	Numeric (Double)
SAC09081	Proportion of employed 16 years and over in information, state

 SAC09082 - PROP EMPL IN FINANCE/INSUR/REAL ESTATE

Type	Numeric (Double)
SAC09082	Proportion of employed 16 years and over in finance, insurance, and real estate, state

 SAC09083 - PROP PROF, SCI, MGMT, ADMIN, WASTE

Type	Numeric (Double)
SAC09083	Proportion of employed 16 years and over in professional, scientific, management, administrative, and waste management services, state

 SAC09084 - PROP EDUCATIONAL, HEALTH & SOCIAL SVCS

Type	Numeric (Double)
SAC09084	Proportion of employed 16 years and over in educational, health, and social services, state

 SAC09085 - PROP ARTS, ENTERTAINMENT, FOOD SVCS

Type	Numeric (Double)
SAC09085	Proportion of employed 16 years and over in arts, entertainment, recreation, and food services, state

 SAC09086 - PROP OTHER SERVICES

Type	Numeric (Double)
SAC09086	Proportion of employed 16 years and over in other services (does not include public administration), state

 SAC09087 - PROP EMPL IN PUBLIC ADMIN

Type	Numeric (Double)
SAC09087	Proportion of employed 16 years and over in public administration, state

 SAC09088 - PROP IN MANAGEMENT, PROF, & RELATED OCCS

Type	Numeric (Double)
SAC09088	Proportion of employed 16 years and over in management, professional, and related occupations, state

 SAC09089 - PROP EMPL IN SERVICE OCCS

Type	Numeric (Double)
SAC09089	Proportion of employed 16 years and over in service occupations, state

 SAC09090 - PROP SALES AND OFFICE

Type	Numeric (Double)
SAC09090	Proportion of employed 16 years and over in sales and office occupations, state

 SAC09091 - PROP EMPL IN FARM/FORSTRY/FISHING OCCS

Type	Numeric (Double)
SAC09091	Proportion of employed 16 years and over in farming, fishing, and forestry occupations, state

 SAC09092 - PROP CONSTRUCTION, EXTRACT, MAINT

Type	Numeric (Double)
SAC09092	Proportion of employed 16 years and over in construction, extraction, and maintenance occupations, state

 SAC09093 - PROP PRODUCTION, TRANSPORTATION

Type	Numeric (Double)
SAC09093	Proportion of employed 16 years and over in over in production, transportation, and material moving occupations, state

 SAC09094 - MEDIAN HOUSEHOLD INCOME

Type	Numeric (Double)
SAC09094	Median household income past 12 months, state
Notes	36800: 36800 and less. 67700: 67700 and greater.

 SAC09095 - PROP HHS W/ PUBLIC ASSIST INCOME

Type	Numeric (Double)
SAC09095	Proportion households receiving public assistance income past 12 months, state



 SAC09096 - MEDIAN FAMILY INCOME

Type	Numeric (Double)
SAC09096	Median family income past 12 months, state
Notes	45700: 45700 and less

 SAC09097 - PROP FAMILIES W/ INCOME < \$15,000

Type	Numeric (Double)
SAC09097	Proportion families with incomes less than \$15K past 12 months, state

 SAC09098 - PROP FAMILIES W/ INCOME < \$25,000

Type	Numeric (Double)
SAC09098	Proportion families with incomes less than \$25K past 12 months, state

 SAC09099 - PROP FAMILIES W/ INCOME \$50,000+

Type	Numeric (Double)
SAC09099	Proportion families with incomes greater than \$50K past 12 months, state

 SAC09100 - PROP FAMILIES W/ INCOME \$75,000+

Type	Numeric (Double)
SAC09100	Proportion families with incomes greater than \$75K past 12 months, state

 SAC09101 - PER CAPITA INCOME

Type	Numeric (Double)
SAC09101	Per capita income past 12 months, state
Notes	19550: 19550 and less. 36450: 36450 and greater.

 SAC09102 - MEDIAN EARNINGS 16+

Type	Numeric (Double)
SAC09102	Median earnings 16 years and over past 12 months, state
Notes	22400: 22400 and less

 SAC09103 - MEDIAN EARNINGS MALES 16+

Type	Numeric (Double)
SAC09103	Median earnings males 16 years and over past 12 months, state
Notes	28150: 28150 and less

 SAC09104 - MEDIAN EARNINGS FEMALES 16+

Type	Numeric (Double)
SAC09104	Median earnings females 16 years and over in past 12 months, state
Notes	17550: 17550 and less. 30600: 30600 and greater.

#### SAC09105 - PROP PERSONS < POV LEVEL

Type	Numeric (Double)
SAC09105	Proportion population below the poverty level in past 12 months, state

#### SAC09106 - PROP FAMILIES < POV LEVEL

Type	Numeric (Double)
SAC09106	Proportion families below the poverty level in past 12 months, state

#### SAC09107 - PROP HOUSEHOLDS < POV LEVEL

Type	Numeric (Double)
SAC09107	Proportion households below the poverty level in past 12 months, state

#### SAC09108 - PROP SAME SEX UNMARRIED PARTNERS

Type	Numeric (Double)
SAC09108	Proportion households headed by same sex unmarried partners , state

#### SAC09109 - PROP OPPOSITE SEX UNMARRIED PARTNERS

Type	Numeric (Double)
SAC09109	Proportion households headed by opposite sex unmarried partners, state

#### SAC09110 - PROP MALES AGED 18-19 NEV MARRIED

Type	Numeric (Double)
SAC09110	Proportion males ages 18 and 19 never married, state

#### SAC09111 - PROP MALES AGED 20-24 NEV MARRIED

Type	Numeric (Double)
SAC09111	Proportion males ages 20 to 24 never married, state

#### SAC09112 - PROP FEMALES AGED 18-19 NEV MARRIED

Type	Numeric (Double)
SAC09112	Proportion females ages 18 and 19 never married, state

#### SAC09113 - PROP FEMALES AGED 20-24 NEV MARRIED

Type	Numeric (Double)
------	------------------

SAC09113	Proportion females ages 20 to 24 never married, state
----------	---

#### SAC09114 - PROP HOUSING UNITS VACANT

Type	Numeric (Double)
SAC09114	Proportion housing units vacant, state

#### SAC09115 - PROP OCC H UNITS THAT ARE OWNER-OCC

Type	Numeric (Double)
SAC09115	Proportion occupied units owner occupied, state

#### SAC09116 - AVERAGE HOUSEHOLD SIZE OF UNITS

Type	Numeric (Double)
SAC09116	Average household size of occupied units, state
Notes	3: 3 and greater

#### SAC09117 - MEDIAN YEAR HOUSING UNITS BUILT

Type	Numeric (Double)
SAC09117	Median year housing unit structures built, state
Notes	1956: 1956 and earlier. 1984: 1984 and later

#### SAC09118 - MEDIAN YEAR MOVED INTO UNITS

Type	Numeric (Double)
SAC09118	Median year householders moved into units, state
Notes	1998: 1998 and earlier. 2002: 2002 and later

#### SAC09119 - PROP OCC H UNITS W/O TELEPHONE

Type	Numeric (Double)
SAC09119	Proportion occupied units with no telephone service available, state

#### SAC09120 - PROP UNITS WITH NO VEHICLES

Type	Numeric (Double)
SAC09120	Proportion occupied units with no vehicles available, state

#### SAC09121 - PROP OCC H UNITS W/O COMPLETE PLUMBING

Type	Numeric (Double)
SAC09121	Proportion units lacking complete plumbing facilities , state

#### SAC09122 - PROP H UNITS W/O COMPLETE KITCHEN FACIL

Type	Numeric (Double)
SAC09122	Proportion units lacking complete kitchen facilities, state

#### SAC09123 - MEDIAN CONTRACT RENT RENTER-OCC H UNITS

Type	Numeric (Double)
SAC09123	Median contract rent for renteroccupied units paying cash rent, state
Notes	385: 385 and less. 1000: 1000 and greater.

#### SAC09124 - MEDIAN VALUE OF OWNER-OCC HOUSING UNITS

Type	Numeric (Double)
SAC09124	Median value for specified owner-occupied units, state
Notes	440500: 440500 and greater.

#### SAC09125 - PROP 3+ ENROLLED IN PRE-ELEM AND ELEM

Type	Numeric (Double)
SAC09125	Proportion population enrolled in pre-elementary and elementary education, state

#### SAC09126 - PROP 3+ ENROLLED IN MID OR HIGH SCHOOL

Type	Numeric (Double)
SAC09126	Proportion population enrolled in mid or high school education, state

#### SAC09127 - PROP 3+ IN COLLEGE, GRAD, OR PROF ED

Type	Numeric (Double)
SAC09127	Proportion population enrolled in college, graduate or professional education, state

#### SAC09128 - PROP WORKERS 16+ USE CAR, TRUCK, OR VAN

Type	Numeric (Double)
SAC09128	Proportion using car, truck, or van, state

#### SAC09129 - PROP WORKERS 16+ USE PUBLIC TRANSPORT

Type	Numeric (Double)
SAC09129	Proportion using public transportation (excluding taxicab), state

#### SAC09130 - PROP WORKERS 16+ USING BICYCLE

Type	Numeric (Double)
SAC09130	Proportion bicycle, state

 SAC09131 - PROP WORKERS 16+ WALKING

Type	Numeric (Double)
SAC09131	Proportion walked, state

 SAC09132 - PROP WORKERS 16+ USE TAXICAB, MOTORCYCLE

Type	Numeric (Double)
SAC09132	Proportion using taxicab, motorcycle, or other means, state

 NCA10136 - MEAN DAILY MINIMUM TEMPERATURE

Type	Numeric (Double)
NCA10136	Mean Daily Minimum Temperature
Notes	19.3: 19.3 and less. 72.5: 72.5 and greater.

 NCA10135 - MEAN DAILY MAXIMUM TEMPERATURE

Type	Numeric (Double)
NCA10135	Mean Daily Maximum Temperature

 NCA10133 - MEAN COUNT OF DAYS WITH TEMP<=32F

Type	Numeric (Double)
NCA10133	Mean Number of Days with Temperatures <=32 Degrees F

 NCA10134 - MEAN COUNT OF DAYS WITH TEMP>=90F

Type	Numeric (Double)
NCA10134	Mean Number of Days with Temperatures >=90 Degrees F

 NCA10137 - MEAN TOTAL PRECIPITATION

Type	Numeric (Double)
NCA10137	Mean Total Precipitation
Notes	3.17: 3.17 and less. 143.3: 143.3 and greater.

 NCA10138 - MEAN TOTAL SNOWFALL

Type	Numeric (Double)
NCA10138	Mean Total Snowfall
Notes	175: 175 and greater.

## Logical Products

### Contextual Wave IV Database

#### Data Layouts

### Contextual Wave IV Database

#### Contextual Wave IV Database

### CAC09001 - POPULATION, TOTAL

Type	Numeric (Double)
CAC09001	Total population, county
Notes	3200: 3200 and less. 5257000: 5257000 and greater.

### CAC09002 - DENSITY (PERSONS/SQ.KM.)

Type	Numeric (Double)
CAC09002	Density - persons per square km, county

### CAC09003 - PROPORTION WHITE

Type	Numeric (Double)
CAC09003	Proportion White alone, county

### CAC09004 - PROPORTION BLACK

Type	Numeric (Double)
CAC09004	Proportion Black or African American alone, county

### CAC09005 - PROPORTION AMERICAN INDIAN/ALASKA NATIVE

Type	Numeric (Double)
CAC09005	Proportion American Indian and Alaska Native alone, county

### CAC09006 - PROPORTION ASIAN, PACIFIC ISLANDER ALONE

Type	Numeric (Double)
CAC09006	Proportion Asian alone, Native, county

### CAC09007 - PROPORTION OTHER

Type	Numeric (Double)
CAC09007	Proportion some other race alone, county

### CAC09008 - PROPORTION 2 OR MORE RACES

Type	Numeric (Double)
CAC09008	Proportion two or more races, county

 CAC09009 - PROPORTION HISPANIC ORIGIN

Type	Numeric (Double)
CAC09009	Proportion Hispanic or Latino, county

 CAC09010 - PROPORTION HISPANIC, WHITE

Type	Numeric (Double)
CAC09010	Proportion Hispanic or Latino and White alone, county

 CAC09011 - PROPORTION HISPANIC, BLACK

Type	Numeric (Double)
CAC09011	Proportion Hispanic or Latino and Black alone, county

 CAC09012 - PROPORTION HISPANIC, AMERICAN INDIAN

Type	Numeric (Double)
CAC09012	Proportion Hispanic or Latino and American Indian or Alaska native alone, county

 CAC09013 - PROPORTION HISPANIC, ASIAN/PACISL

Type	Numeric (Double)
CAC09013	Proportion Hispanic or Latino and Asian or Pacific Islander alone, county

 CAC09014 - PROPORTION HISPANIC, OTHER RACE

Type	Numeric (Double)
CAC09014	Proportion Hispanic or Latino and some other race alone, county

 CAC09015 - PROPORTION HISPANIC, 2 OR MORE RACES

Type	Numeric (Double)
CAC09015	Proportion Hispanic or Latino and two or more races, county

 CAC09016 - PROPORTION 0-4 YRS

Type	Numeric (Double)
CAC09016	Proportion 0 to 4 years of age, county

 CAC09017 - PROPORTION 5-9 YRS

Type	Numeric (Double)
CAC09017	Proportion 5 to 9 years of age, county

 CAC09018 - PROPORTION 10-14 YRS

Type	Numeric (Double)
CAC09018	Proportion 10 to 14 years of age, county

 CAC09019 - PROPORTION 15-17 YRS

Type	Numeric (Double)
CAC09019	Proportion 15 to 17 years of age, county

 CAC09020 - PROPORTION 18-24 YRS

Type	Numeric (Double)
CAC09020	Proportion 18 to 24 years of age, county

 CAC09021 - PROPORTION 65-74 YRS

Type	Numeric (Double)
CAC09021	Proportion 65 to 74 years of age, county

 CAC09022 - PROPORTION 75+ YRS

Type	Numeric (Double)
CAC09022	Proportion 75 years of age or older, county

 CAC09023 - PROPORTION MALES, 18-24 YRS

Type	Numeric (Double)
CAC09023	Proportion males ages 18-24 all races, county

 CAC09024 - PROPORTION FEMALES, 18-24 YRS

Type	Numeric (Double)
CAC09024	Proportion females ages 18-24 all races, county

 CAC09025 - PROP WHITE MALES, 18-24 YRS

Type	Numeric (Double)
CAC09025	Proportion males 18-24 White alone, county

 CAC09026 - PROP WHITE FEMALES, 18-24 YRS

Type	Numeric (Double)
CAC09026	Proportion females 18-24 White alone, county

 CAC09027 - PROP BLACK MALES, 18-24 YRS

Type	Numeric (Double)
------	------------------



CAC09027	Proportion males 18-24 Black or African American alone, county
----------	--

 CAC09028 - PROP BLACK FEMALES, 18-24 YRS

Type	Numeric (Double)
CAC09028	Proportion females 18-24 Black or African American alone, county

 CAC09029 - PROP AMERICAN INDIAN MALES, 18-24 YRS

Type	Numeric (Double)
CAC09029	Proportion males 18-24 American Indian or Alaska native alone, county

 CAC09030 - PROP AMERICAN INDIAN FEMALES, 18-24 YRS

Type	Numeric (Double)
CAC09030	Proportion females 18-24 American Indian or Alaska native alone, county

 CAC09031 - PROP ASIAN/PACISL MALES, 18-24 YRS

Type	Numeric (Double)
CAC09031	Proportion males 18-24 Asian or Pacific Islander alone, county

 CAC09032 - PROP ASIAN/PACISL FEMALES, 18-24 YRS

Type	Numeric (Double)
CAC09032	Proportion females 18-24 Asian or Pacific Islander alone, county

 CAC09033 - PROP OTHER MALES, 18-24 YRS

Type	Numeric (Double)
CAC09033	Proportion males 18-24 some other race alone, county

 CAC09034 - PROP OTHER FEMALES, 18-24 YRS

Type	Numeric (Double)
CAC09034	Proportion females 18-24 some other race alone, county

 CAC09035 - PROP 2-MORE RACES MALES, 18-24 YRS

Type	Numeric (Double)
CAC09035	Proportion males 18-24 two or more races, county

 CAC09036 - PROP 2-MORE RACES FEMALES, 18-24 YRS

Type	Numeric (Double)
CAC09036	Proportion females 18-24 two or more races, county

 CAC09037 - PROP HISPANIC MALES, 18-24 YRS

Type	Numeric (Double)
CAC09037	Proportion males 18-24 Hispanic or Latino , county

 CAC09038 - PROP HISPANIC FEMALES, 18-24 YRS

Type	Numeric (Double)
CAC09038	Proportion females 18-24 Hispanic or Latino , county

 CAC09039 - PROP NOT HISPANIC WHITE MALES 18-24

Type	Numeric (Double)
CAC09039	Proportion males 18-24 White alone Non-Hispanic or Latino, county

 CAC09040 - PROP NOT HISPANIC WHITE FEMALES 18-24

Type	Numeric (Double)
CAC09040	Proportion females 18-24 White alone Non-Hispanic or Latino, county

 CAC09041 - PROP HHS - MARR-CPL FAM W/CHLD

Type	Numeric (Double)
CAC09041	Proportion occupied housing units married-couple family with own children under 18, county

 CAC09042 - PROP HH, FEM HOUSEHOLDER W/ CHILD

Type	Numeric (Double)
CAC09042	Proportion occupied housing units female householder with own children under 18, county

 CAC09043 - PROP HH, MALE HOUSEHOLDER W/ CHILD

Type	Numeric (Double)
CAC09043	Proportion occupied housing units male householder with own children under 18, county

 CAC09044 - PROP HHS NON-FAMILY HHS

Type	Numeric (Double)
CAC09044	Proportion occupied housing units nonfamily, county

 CAC09045 - PROP FAMILIES, W/ CHILD FEM HH NO HUSB

Type	Numeric (Double)
CAC09045	Proportion families with own children headed by female householder, county

 CAC09046 - PROP FAMILIES, W/ CHILD MALE HH NO WIFE

Type	Numeric (Double)
CAC09046	Proportion families with own children headed by male householder, county

 CAC09047 - PROP SEP OR DIV'D

Type	Numeric (Double)
CAC09047	Proportion of population 15 years and over divorced or separated, county

 CAC09048 - PROP HHS LINGUISTICALLY ISOLATED

Type	Numeric (Double)
CAC09048	Proportion households linguistically isolated, county

 CAC09049 - PROP FOREIGN BORN

Type	Numeric (Double)
CAC09049	Proportion foreign born, county

 CAC09050 - PROP AGED 25+ W/O HS DIPLOMA

Type	Numeric (Double)
CAC09050	Proportion 25 years and over with less than high school diploma, county

 CAC09051 - PROP AGED 25+ W/ COLLEGE DEGREE +

Type	Numeric (Double)
CAC09051	Proportion 25 years and over with bachelor's degree or more, county

 CAC09052 - UNEMPLOYMENT RATE-TOTAL

Type	Numeric (Double)
CAC09052	Unemployment rate all persons 16 years and over, county

 CAC09053 - UNEMPLOYMENT RATE-MALES


Type	Numeric (Double)
CAC09053	Unemployment rate males 16 years and over, county

 CAC09054 - UNEMPLOYMENT RATE-FEMALES

Type	Numeric (Double)
CAC09054	Unemployment rate females 16 years and over, county

 CAC09055 - LABOR FORCE PART RATE MALES

Type	Numeric (Double)
CAC09055	Labor force participation rate males 16 years and over, county

 CAC09056 - LABOR FORCE PART RATE FEMALES


Type	Numeric (Double)
CAC09056	Labor force participation rate females 16 years and over, county

 CAC09057 - PROP 0-5 W/ PARENTS IN LABOR FORCE

Type	Numeric (Double)
CAC09057	Among children under 6 living with two parents, proportion with both parents in the labor force, county

 CAC09058 - PROP 6-17 W/ PARENTS IN LABOR FORCE


Type	Numeric (Double)
CAC09058	Among children 6 to 17 living with two parents, proportion with both parents in the labor force, county

 CAC09059 - UNEMPLOYMENT RATE-WHITE MALES

Type	Numeric (Double)
CAC09059	Proportion white alone males 16 years and over unemployed, county

 CAC09060 - UNEMPLOYMENT RATE-WHITE FEMALES

Type	Numeric (Double)
CAC09060	Proportion White alone females 16 years and over unemployed, county

 CAC09061 - UNEMPLOYMENT RATE-BLACK MALES

Type	Numeric (Double)
CAC09061	Proportion Black or African American alone males 16 years and over unemployed, county

 CAC09062 - UNEMPLOYMENT RATE-BLACK FEMALES

Type	Numeric (Double)
CAC09062	Proportion Black or African American alone females 16 years and over unemployed, county

 CAC09063 - UNEMPLOYMENT RATE-AM INDIAN MALES

Type	Numeric (Double)
CAC09063	Proportion American Indian or Alaska native alone males 16 years and over unemployed, county

 CAC09064 - UNEMPLOYMENT RATE-AM INDIAN FEMALES

Type	Numeric (Double)
------	------------------

CAC09064	Proportion American Indian or Alaska native alone females 16 years and over unemployed, county
----------	--

 CAC09065 - UNEMPLOYMENT RATE-ASIAN/PAC ISL MALES

Type	Numeric (Double)
CAC09065	Proportion Asian or Pacific Islander alone males 16 years and over unemployed, county

 CAC09066 - UNEMPLOYMENT RATE-ASIAN/PAC ISL FEMALES

Type	Numeric (Double)
CAC09066	Proportion Asian or Pacific Islander alone females 16 years and over unemployed, county

 CAC09067 - UNEMPLOYMENT RATE-OTHER MALES

Type	Numeric (Double)
CAC09067	Proportion some other race alone males 16 years and over unemployed, county

 CAC09068 - UNEMPLOYMENT RATE-OTHER FEMALES

Type	Numeric (Double)
CAC09068	Proportion some other race alone females 16 years and over unemployed, county

 CAC09069 - UNEMPLOYMENT RATE-2-MORE RACES MALES

Type	Numeric (Double)
CAC09069	Proportion two or more races males 16 years and over unemployed, county

 CAC09070 - UNEMPLOYMENT RATE-2-MORE RACES FEMALES

Type	Numeric (Double)
CAC09070	Proportion two or more races females 16 years and over unemployed, county

 CAC09071 - UNEMPLOYMENT RATE-HISPANIC MALES

Type	Numeric (Double)
CAC09071	Proportion Hispanic or Latino males 16 years and over unemployed, county

 CAC09072 - UNEMPLOYMENT RATE-HISPANIC FEMALES

Type	Numeric (Double)
CAC09072	Proportion Hispanic or Latino females 16 years and over unemployed, county

 CAC09073 - UNEMPLOYMENT RATE-WHITE MALES NOT HISP

Type	Numeric (Double)
CAC09073	Proportion White alone not Hispanic or Latino males 16 years and over unemployed, county

 CAC09074 - UNEMPLOYMENT RATE-WHITE FEMALES NOT HISP

Type	Numeric (Double)
CAC09074	Proportion White alone not Hispanic or Latino females 16 years and over unemployed, county

 CAC09075 - PROP EMPL IN AG/FORESTRY/HUNTING/MINING

Type	Numeric (Double)
CAC09075	Proportion of employed 16 years and over in agriculture, forestry, fishing, hunting, and mining, county

 CAC09076 - PROP EMPL IN CONSTRUCTION

Type	Numeric (Double)
CAC09076	Proportion of employed 16 years and over in construction, county

 CAC09077 - PROP EMPL IN MANUFACTURING

Type	Numeric (Double)
CAC09077	Proportion of employed 16 years and over in manufacturing, county

 CAC09078 - PROP EMPL IN WHOLESALE TRADE

Type	Numeric (Double)
CAC09078	Proportion of employed 16 years and over in wholesale trade, county

 CAC09079 - PROP EMPL IN RETAIL TRADE

Type	Numeric (Double)
CAC09079	Proportion of employed 16 years and over in retail trade, county

 CAC09080 - PROP TRANSPORT, WAREHOUSING, UTILS

Type	Numeric (Double)
CAC09080	Proportion of employed 16 years and over in transportation, warehousing, and utilities, county

 CAC09081 - PROP INFORMATION

Type	Numeric (Double)
CAC09081	Proportion of employed 16 years and over in information, county

 CAC09082 - PROP EMPL IN FINANCE/INSUR/REAL ESTATE


Type	Numeric (Double)
CAC09082	Proportion of employed 16 years and over in finance, insurance, and real estate, county

 CAC09083 - PROP PROF, SCI, MGMT, ADMIN, WASTE

Type	Numeric (Double)
CAC09083	Proportion of employed 16 years and over in professional, scientific, management, administrative, and waste management services, county

 CAC09084 - PROP EDUCATIONAL, HEALTH & SOCIAL SVCS

Type	Numeric (Double)
CAC09084	Proportion of employed 16 years and over in educational, health, and social services, county

 CAC09085 - PROP ARTS, ENTERTAINMENT, FOOD SVCS

Type	Numeric (Double)
CAC09085	Proportion of employed 16 years and over in arts, entertainment, recreation, and food services, county

 CAC09086 - PROP OTHER SERVICES

Type	Numeric (Double)
CAC09086	Proportion of employed 16 years and over in other services (does not include public administration), county

 CAC09087 - PROP EMPL IN PUBLIC ADMIN

Type	Numeric (Double)
CAC09087	Proportion of employed 16 years and over in public administration, county

 CAC09088 - PROP IN MANAGEMENT, PROF, & RELATED OCCS

Type	Numeric (Double)
CAC09088	Proportion of employed 16 years and over in management, professional, and related occupations, county

 CAC09089 - PROP EMPL IN SERVICE OCCS

Type	Numeric (Double)
CAC09089	Proportion of employed 16 years and over in service occupations, county

 CAC09090 - PROP SALES AND OFFICE

Type	Numeric (Double)
CAC09090	Proportion of employed 16 years and over in sales and office occupations, county

 CAC09091 - PROP EMPL IN FARM/FORSTRY/FISHING OCCS

Type	Numeric (Double)
CAC09091	Proportion of employed 16 years and over in farming, fishing, and forestry occupations, county

 CAC09092 - PROP CONSTRUCTION, EXTRACT, MAINT

Type	Numeric (Double)
CAC09092	Proportion of employed 16 years and over in construction, extraction, and maintenance occupations, county

 CAC09093 - PROP PRODUCTION, TRANSPORTATION

Type	Numeric (Double)
CAC09093	Proportion of employed 16 years and over in over in production, transportation, and material moving occupations, county

 CAC09094 - MEDIAN HOUSEHOLD INCOME

Type	Numeric (Double)
CAC09094	Median household income past 12 months, county
Notes	20800: 20800 and less. 101000: 101000 and greater

 CAC09095 - PROP HHS W/ PUBLIC ASSIST INCOME

Type	Numeric (Double)
CAC09095	Proportion households receiving public assistance income past 12 months, county

 CAC09096 - MEDIAN FAMILY INCOME

Type	Numeric (Double)
CAC09096	Median family income past 12 months, county
Notes	28600: 28600 and less. 128900: 128900 and greater.

 CAC09097 - PROP FAMILIES W/ INCOME < \$15,000

Type	Numeric (Double)
CAC09097	Proportion families with incomes less than \$15K past 12 months, county

 CAC09098 - PROP FAMILIES W/ INCOME < \$25,000



Type	Numeric (Double)
CAC09098	Proportion families with incomes less than \$25K past 12 months, county

 CAC09099 - PROP FAMILIES W/ INCOME \$50,000+

Type	Numeric (Double)
CAC09099	Proportion families with incomes greater than \$50K past 12 months, county

 CAC09100 - PROP FAMILIES W/ INCOME \$75,000+

Type	Numeric (Double)
CAC09100	Proportion families with incomes greater than \$75K past 12 months, county

 CAC09101 - PER CAPITA INCOME

Type	Numeric (Double)
CAC09101	Per capita income past 12 months, county
Notes	11450: 11450 and less. 60050: 60050 and greater.

 CAC09102 - MEDIAN EARNINGS 16+

Type	Numeric (Double)
CAC09102	Median earnings 16 years and over past 12 months, county
Notes	9600: 9600 and less.

 CAC09103 - MEDIAN EARNINGS MALES 16+

Type	Numeric (Double)
CAC09103	Median earnings males 16 years and over past 12 months, county
Notes	70000: 70000 and greater.

 CAC09104 - MEDIAN EARNINGS FEMALES 16+

Type	Numeric (Double)
CAC09104	Median earnings females 16 years and over in past 12 months, county
Notes	8200: 8200 and less. 47800: 47800 and greater.

 CAC09105 - PROP PERSONS < POV LEVEL

Type	Numeric (Double)
CAC09105	Proportion population below the poverty level in past 12 months, county

 CAC09106 - PROP FAMILIES < POV LEVEL

Type	Numeric (Double)
CAC09106	Proportion families below the poverty level in past 12 months, county

 CAC09107 - PROP HOUSEHOLDS < POV LEVEL

Type	Numeric (Double)
CAC09107	Proportion households below the poverty level in past 12 months, county

 CAC09108 - PROP SAME SEX UNMARRIED PARTNERS

Type	Numeric (Double)
CAC09108	Proportion households headed by same sex unmarried partners , county

 CAC09109 - PROP OPPOSITE SEX UNMARRIED PARTNERS

Type	Numeric (Double)
CAC09109	Proportion households headed by opposite sex unmarried partners, county

 CAC09110 - PROP MALES AGED 18-19 NEV MARRIED

Type	Numeric (Double)
CAC09110	Proportion males ages 18 and 19 never married, county

 CAC09111 - PROP MALES AGED 20-24 NEV MARRIED

Type	Numeric (Double)
CAC09111	Proportion males ages 20 to 24 never married, county

 CAC09112 - PROP FEMALES AGED 18-19 NEV MARRIED

Type	Numeric (Double)
CAC09112	Proportion females ages 18 and 19 never married, county

 CAC09113 - PROP FEMALES AGED 20-24 NEV MARRIED

Type	Numeric (Double)
CAC09113	Proportion females ages 20 to 24 never married, county

 CAC09114 - PROP HOUSING UNITS VACANT

Type	Numeric (Double)
CAC09114	Proportion housing units vacant, county

 CAC09115 - PROP OCC H UNITS THAT ARE OWNER-OCC

Type	Numeric (Double)
CAC09115	Proportion occupied units owner occupied, county

 CAC09116 - AVERAGE HOUSEHOLD SIZE OF UNITS

Type	Numeric (Double)
------	------------------

CAC09116	Average household size of occupied units, county
Notes	4: 4 and greater.

#### CAC09117 - MEDIAN YEAR HOUSING UNITS BUILT

Type	Numeric (Double)
CAC09117	Median year housing unit structures built, county
Notes	1943: 1943 and less. 1997: 1997 and greater.

#### CAC09118 - MEDIAN YEAR MOVED INTO UNITS

Type	Numeric (Double)
CAC09118	Median year householders moved into units, county
Notes	1993: 1993 and less.

#### CAC09119 - PROP OCC H UNITS W/O TELEPHONE

Type	Numeric (Double)
CAC09119	Proportion occupied units with no telephone service available, county

#### CAC09120 - PROP UNITS WITH NO VEHICLES

Type	Numeric (Double)
CAC09120	Proportion occupied units with no vehicles available, county

#### CAC09121 - PROP OCC H UNITS W/O COMPLETE PLUMBING

Type	Numeric (Double)
CAC09121	Proportion units lacking complete plumbing facilities , county

#### CAC09122 - PROP H UNITS W/O COMPLETE KITCHEN FACIL

Type	Numeric (Double)
CAC09122	Proportion units lacking complete kitchen facilities, county

#### CAC09123 - MEDIAN CONTRACT RENT RENTER-OCC H UNITS

Type	Numeric (Double)
CAC09123	Median contract rent for renteroccupied units paying cash rent, county
Notes	1395: 1395 and greater.

#### CAC09124 - MEDIAN VALUE OF OWNER-OCC HOUSING UNITS

Type	Numeric (Double)
CAC09124	Median value for specified owner-occupied units, county
Notes	46000: 46000 and less. 800500: 800500 and greater.

CAC09125 - PROP 3+ ENROLLED IN PRE-ELEM AND ELEM	
Type	Numeric (Double)
CAC09125	Proportion population enrolled in pre-elementary and elementary education, county

CAC09126 - PROP 3+ ENROLLED IN MID OR HIGH SCHOOL	
Type	Numeric (Double)
CAC09126	Proportion population enrolled in mid or high school education, county

CAC09127 - PROP 3+ IN COLLEGE, GRAD, OR PROF ED	
Type	Numeric (Double)
CAC09127	Proportion population enrolled in college, graduate or professional education, county

CAC09128 - PROP WORKERS 16+ USE CAR, TRUCK, OR VAN	
Type	Numeric (Double)
CAC09128	Proportion using car, truck, or van, county

CAC09129 - PROP WORKERS 16+ USE PUBLIC TRANSPORT	
Type	Numeric (Double)
CAC09129	Proportion using public transportation (excluding taxicab), county

CAC09130 - PROP WORKERS 16+ USING BICYCLE	
Type	Numeric (Double)
CAC09130	Proportion bicycle, county

CAC09131 - PROP WORKERS 16+ WALKING	
Type	Numeric (Double)
CAC09131	Proportion walked, county

CAC09132 - PROP WORKERS 16+ USE TAXICAB, MOTORCYCLE	
Type	Numeric (Double)
CAC09132	Proportion using taxicab, motorcycle, or other means, county

SAC09002 - DENSITY (PERSONS/SQ.KM.)	
Type	Numeric (Double)
SAC09002	Density $\frac{\text{persons}}{\text{square km}}$ , state

 SAC09003 - PROPORTION WHITE

Type	Numeric (Double)
SAC09003	Proportion White alone, state

 SAC09004 - PROPORTION BLACK

Type	Numeric (Double)
SAC09004	Proportion Black or African American alone, state

 SAC09005 - PROPORTION AMERICAN INDIAN/ALASKA NATIVE

Type	Numeric (Double)
SAC09005	Proportion American Indian and Alaska Native alone, state

 SAC09006 - PROPORTION ASIAN, PACIFIC ISLANDER ALONE

Type	Numeric (Double)
SAC09006	Proportion Asian alone, Native, state

 SAC09007 - PROPORTION OTHER

Type	Numeric (Double)
SAC09007	Proportion some other race alone, state

 SAC09008 - PROPORTION 2 OR MORE RACES

Type	Numeric (Double)
SAC09008	Proportion two or more races, state

 SAC09009 - PROPORTION HISPANIC ORIGIN

Type	Numeric (Double)
SAC09009	Proportion Hispanic or Latino, state

 SAC09010 - PROPORTION HISPANIC, WHITE

Type	Numeric (Double)
SAC09010	Proportion Hispanic or Latino and White alone, state

 SAC09011 - PROPORTION HISPANIC, BLACK

Type	Numeric (Double)
SAC09011	Proportion Hispanic or Latino and Black alone, state

 SAC09012 - PROPORTION HISPANIC, AMERICAN INDIAN

Type	Numeric (Double)
------	------------------

SAC09012	Proportion Hispanic or Latino and American Indian or Alaska native alone, state
----------	---

 SAC09013 - PROPORTION HISPANIC, ASIAN/PACISL

Type	Numeric (Double)
SAC09013	Proportion Hispanic or Latino and Asian or Pacific Islander alone, state

 SAC09014 - PROPORTION HISPANIC, OTHER RACE

Type	Numeric (Double)
SAC09014	Proportion Hispanic or Latino and some other race alone, state

 SAC09015 - PROPORTION HISPANIC, 2 OR MORE RACES

Type	Numeric (Double)
SAC09015	Proportion Hispanic or Latino and two or more races, state

 SAC09016 - PROPORTION 0-4 YRS

Type	Numeric (Double)
SAC09016	Proportion 0 to 4 years of age, state

 SAC09017 - PROPORTION 5-9 YRS

Type	Numeric (Double)
SAC09017	Proportion 5 to 9 years of age, state

 SAC09018 - PROPORTION 10-14 YRS

Type	Numeric (Double)
SAC09018	Proportion 10 to 14 years of age, state

 SAC09019 - PROPORTION 15-17 YRS

Type	Numeric (Double)
SAC09019	Proportion 15 to 17 years of age, state

 SAC09020 - PROPORTION 18-24 YRS

Type	Numeric (Double)
SAC09020	Proportion 18 to 24 years of age, state

 SAC09021 - PROPORTION 65-74 YRS

Type	Numeric (Double)
SAC09021	Proportion 65 to 74 years of age, state

SAC09022 - PROPORTION 75+ YRS	
Type	Numeric (Double)
SAC09022	Proportion 75 years of age or older, state
SAC09023 - PROPORTION MALES, 18-24 YRS	
Type	Numeric (Double)
SAC09023	Proportion males ages 18-24 all races, state
SAC09024 - PROPORTION FEMALES, 18-24 YRS	
Type	Numeric (Double)
SAC09024	Proportion females ages 18-24 all races, state
SAC09025 - PROP WHITE MALES, 18-24 YRS	
Type	Numeric (Double)
SAC09025	Proportion males 18-24 White alone, state
SAC09026 - PROP WHITE FEMALES, 18-24 YRS	
Type	Numeric (Double)
SAC09026	Proportion females 18-24 White alone, state
SAC09027 - PROP BLACK MALES, 18-24 YRS	
Type	Numeric (Double)
SAC09027	Proportion males 18-24 Black or African American alone, state
SAC09028 - PROP BLACK FEMALES, 18-24 YRS	
Type	Numeric (Double)
SAC09028	Proportion females 18-24 Black or African American alone, state
SAC09029 - PROP AMERICAN INDIAN MALES, 18-24 YRS	
Type	Numeric (Double)
SAC09029	Proportion males 18-24 American Indian or Alaska native alone, state
SAC09030 - PROP AMERICAN INDIAN FEMALES, 18-24 YRS	
Type	Numeric (Double)
SAC09030	Proportion females 18-24 American Indian or Alaska native alone, state
SAC09031 - PROP ASIAN/PACISL MALES, 18-24 YRSA	
Type	Numeric (Double)

SAC09031	Proportion males 18-24 Asian or Pacific Islander alone, state
----------	---

 SAC09032 - PROP ASIAN/PACISL FEMALES, 18-24 YRS

Type	Numeric (Double)
SAC09032	Proportion females 18-24 Asian or Pacific Islander alone, state

 SAC09033 - PROP OTHER MALES, 18-24 YRS

Type	Numeric (Double)
SAC09033	Proportion males 18-24 some other race alone, state

 SAC09034 - PROP OTHER FEMALES, 18-24 YRS

Type	Numeric (Double)
SAC09034	Proportion females 18-24 some other race alone, state

 SAC09035 - PROP 2-MORE RACES MALES, 18-24 YRS

Type	Numeric (Double)
SAC09035	Proportion males 18-24 two or more races, state

 SAC09036 - PROP 2-MORE RACES FEMALES, 18-24 YRS

Type	Numeric (Double)
SAC09036	Proportion females 18-24 two or more races, state

 SAC09037 - PROP HISPANIC MALES, 18-24 YRS

Type	Numeric (Double)
SAC09037	Proportion males 18-24 Hispanic or Latino , state

 SAC09038 - PROP HISPANIC FEMALES, 18-24 YRS

Type	Numeric (Double)
SAC09038	Proportion females 18-24 Hispanic or Latino , state

 SAC09039 - PROP NOT HISPANIC WHITE MALES 18-24

Type	Numeric (Double)
SAC09039	Proportion males 18-24 White alone Non-Hispanic or Latino, state

 SAC09040 - PROP NOT HISPANIC WHITE FEMALES 18-24

Type	Numeric (Double)
SAC09040	Proportion females 18-24 White alone Non-Hispanic or Latino, state

 SAC09041 - PROP HHS - MARR-CPL FAM W/CHLD



Type	Numeric (Double)
SAC09041	Proportion occupied housing units married-couple family with own children under 18, state

 SAC09042 - PROP HH, FEM HOUSEHOLDER W/ CHILD

Type	Numeric (Double)
SAC09042	Proportion occupied housing units female householder with own children under 18, state

 SAC09043 - PROP HH, MALE HOUSEHOLDER W/ CHILD

Type	Numeric (Double)
SAC09043	Proportion occupied housing units male householder with own children under 18, state

 SAC09044 - PROP HHS NON-FAMILY HHS

Type	Numeric (Double)
SAC09044	Proportion occupied housing units nonfamily, state

 SAC09045 - PROP FAMILIES, W/ CHILD FEM HH NO HUSB

Type	Numeric (Double)
SAC09045	Proportion families with own children headed by female householder, state

 SAC09046 - PROP FAMILIES, W/ CHILD MALE HH NO WIFE

Type	Numeric (Double)
SAC09046	Proportion families with own children headed by male householder, state

 SAC09047 - PROP SEP OR DIV'D

Type	Numeric (Double)
SAC09047	Proportion of population 15 years and over divorced or separated, state

 SAC09048 - PROP HHS LINGUISTICALLY ISOLATED

Type	Numeric (Double)
SAC09048	Proportion households linguistically isolated, state

 SAC09049 - PROP FOREIGN BORN

Type	Numeric (Double)
SAC09049	Proportion foreign born, state

 SAC09050 - PROP AGED 25+ W/O HS DIPLOMA

Type	Numeric (Double)
SAC09050	Proportion 25 years and over with less than high school diploma, state

 SAC09051 - PROP AGED 25+ W/ COLLEGE DEGREE +

Type	Numeric (Double)
SAC09051	Proportion 25 years and over with bachelor's degree or more, state

 SAC09052 - UNEMPLOYMENT RATE-TOTAL

Type	Numeric (Double)
SAC09052	Unemployment rate all persons 16 years and over, state

 SAC09053 - UNEMPLOYMENT RATE-MALES

Type	Numeric (Double)
SAC09053	Unemployment rate males 16 years and over, state

 SAC09054 - UNEMPLOYMENT RATE-FEMALES

Type	Numeric (Double)
SAC09054	Unemployment rate females 16 years and over, state

 SAC09055 - LABOR FORCE PART RATE MALES

Type	Numeric (Double)
SAC09055	Labor force participation rate males 16 years and over, state

 SAC09056 - LABOR FORCE PART RATE FEMALES

Type	Numeric (Double)
SAC09056	Labor force participation rate females 16 years and over, state

 SAC09057 - PROP 0-5 W/ PARENTS IN LABOR FORCE

Type	Numeric (Double)
SAC09057	Among children under 6 living with two parents, proportion with both parents in the labor force, state

 SAC09058 - PROP 6-17 W/ PARENTS IN LABOR FORCE

Type	Numeric (Double)
SAC09058	Among children 6 to 17 living with two parents, proportion with both parents in the labor force, state

 SAC09059 - UNEMPLOYMENT RATE-WHITE MALES

Type	Numeric (Double)
------	------------------

SAC09059	Proportion white alone males 16 years and over unemployed, state
----------	--

 SAC09060 - UNEMPLOYMENT RATE-WHITE FEMALES

Type	Numeric (Double)
SAC09060	Proportion White alone females 16 years and over unemployed, state

 SAC09061 - UNEMPLOYMENT RATE-BLACK MALES

Type	Numeric (Double)
SAC09061	Proportion Black or African American alone males 16 years and over unemployed, state

 SAC09062 - UNEMPLOYMENT RATE-BLACK FEMALES

Type	Numeric (Double)
SAC09062	Proportion Black or African American alone females 16 years and over unemployed, state

 SAC09063 - UNEMPLOYMENT RATE-AM INDIAN MALES

Type	Numeric (Double)
SAC09063	Proportion American Indian or Alaska native alone males 16 years and over unemployed, state

 SAC09064 - UNEMPLOYMENT RATE-AM INDIAN FEMALES

Type	Numeric (Double)
SAC09064	Proportion American Indian or Alaska native alone females 16 years and over unemployed, state

 SAC09065 - UNEMPLOYMENT RATE-ASIAN/PAC ISL MALES

Type	Numeric (Double)
SAC09065	Proportion Asian or Pacific Islander alone males 16 years and over unemployed, state

 SAC09066 - UNEMPLOYMENT RATE-ASIAN/PAC ISL FEMALES

Type	Numeric (Double)
SAC09066	Proportion Asian or Pacific Islander alone females 16 years and over unemployed, state

 SAC09067 - UNEMPLOYMENT RATE-OTHER MALES

Type	Numeric (Double)
SAC09067	Proportion some other race alone males 16 years and over unemployed, state

SAC09068 - UNEMPLOYMENT RATE-OTHER FEMALES	
Type	Numeric (Double)
SAC09068	Proportion some other race alone females 16 years and over unemployed, state

SAC09069 - UNEMPLOYMENT RATE-2-MORE RACES MALES	
Type	Numeric (Double)
SAC09069	Proportion two or more races males 16 years and over unemployed, state

SAC09070 - UNEMPLOYMENT RATE-2-MORE RACES FEMALES	
Type	Numeric (Double)
SAC09070	Proportion two or more races females 16 years and over unemployed, state

SAC09071 - UNEMPLOYMENT RATE-HISPANIC MALES	
Type	Numeric (Double)
SAC09071	Proportion Hispanic or Latino males 16 years and over unemployed, state

SAC09072 - UNEMPLOYMENT RATE-HISPANIC FEMALES	
Type	Numeric (Double)
SAC09072	Proportion Hispanic or Latino females 16 years and over unemployed, state

SAC09073 - UNEMPLOYMENT RATE-WHITE MALES NOT HISP	
Type	Numeric (Double)
SAC09073	Proportion White alone not Hispanic or Latino males 16 years and over unemployed, state

SAC09074 - UNEMPLOYMENT RATE-WHITE FEMALES NOT HISP	
Type	Numeric (Double)
SAC09074	Proportion White alone not Hispanic or Latino females 16 years and over unemployed, state

SAC09075 - PROP EMPL IN AG/FORESTRY/HUNTING/MINING	
Type	Numeric (Double)
SAC09075	Proportion of employed 16 years and over in agriculture, forestry, fishing, hunting, and mining, state

SAC09076 - PROP EMPL IN CONSTRUCTION	
Type	Numeric (Double)
SAC09076	Proportion of employed 16 years and over in construction, state

 SAC09077 - PROP EMPL IN MANUFACTURING

Type	Numeric (Double)
SAC09077	Proportion of employed 16 years and over in manufacturing, state

 SAC09078 - PROP EMPL IN WHOLESALE TRADE

Type	Numeric (Double)
SAC09078	Proportion of employed 16 years and over in wholesale trade, state

 SAC09079 - PROP EMPL IN RETAIL TRADE

Type	Numeric (Double)
SAC09079	Proportion of employed 16 years and over in retail trade, state

 SAC09080 - PROP TRANSPORT, WAREHOUSING, UTILS

Type	Numeric (Double)
SAC09080	Proportion of employed 16 years and over in transportation, warehousing, and utilities, state

 SAC09081 - PROP INFORMATION

Type	Numeric (Double)
SAC09081	Proportion of employed 16 years and over in information, state

 SAC09082 - PROP EMPL IN FINANCE/INSUR/REAL ESTATE

Type	Numeric (Double)
SAC09082	Proportion of employed 16 years and over in finance, insurance, and real estate, state

 SAC09083 - PROP PROF, SCI, MGMT, ADMIN, WASTE

Type	Numeric (Double)
SAC09083	Proportion of employed 16 years and over in professional, scientific, management, administrative, and waste management services, state

 SAC09084 - PROP EDUCATIONAL, HEALTH & SOCIAL SVCS

Type	Numeric (Double)
SAC09084	Proportion of employed 16 years and over in educational, health, and social services, state

 SAC09085 - PROP ARTS, ENTERTAINMENT, FOOD SVCS

Type	Numeric (Double)
------	------------------

SAC09085	Proportion of employed 16 years and over in arts, entertainment, recreation, and food services, state
----------	---

 SAC09086 - PROP OTHER SERVICES

Type	Numeric (Double)
SAC09086	Proportion of employed 16 years and over in other services (does not include public administration), state

 SAC09087 - PROP EMPL IN PUBLIC ADMIN

Type	Numeric (Double)
SAC09087	Proportion of employed 16 years and over in public administration, state

 SAC09088 - PROP IN MANAGEMENT, PROF, & RELATED OCCS

Type	Numeric (Double)
SAC09088	Proportion of employed 16 years and over in management, professional, and related occupations, state

 SAC09089 - PROP EMPL IN SERVICE OCCS

Type	Numeric (Double)
SAC09089	Proportion of employed 16 years and over in service occupations, state

 SAC09090 - PROP SALES AND OFFICE

Type	Numeric (Double)
SAC09090	Proportion of employed 16 years and over in sales and office occupations, state

 SAC09091 - PROP EMPL IN FARM/FORSTRY/FISHING OCCS

Type	Numeric (Double)
SAC09091	Proportion of employed 16 years and over in farming, fishing, and forestry occupations, state

 SAC09092 - PROP CONSTRUCTION, EXTRACT, MAINT

Type	Numeric (Double)
SAC09092	Proportion of employed 16 years and over in construction, extraction, and maintenance occupations, state

 SAC09093 - PROP PRODUCTION, TRANSPORTATION

Type	Numeric (Double)
SAC09093	Proportion of employed 16 years and over in over in production, transportation, and material moving occupations, state

SAC09094 - MEDIAN HOUSEHOLD INCOME	
Type	Numeric (Double)
SAC09094	Median household income past 12 months, state
Notes	36800: 36800 and less. 67700: 67700 and greater.
SAC09095 - PROP HHS W/ PUBLIC ASSIST INCOME	
Type	Numeric (Double)
SAC09095	Proportion households receiving public assistance income past 12 months, state
SAC09096 - MEDIAN FAMILY INCOME	
Type	Numeric (Double)
SAC09096	Median family income past 12 months, state
Notes	45700: 45700 and less
SAC09097 - PROP FAMILIES W/ INCOME < \$15,000	
Type	Numeric (Double)
SAC09097	Proportion families with incomes less than \$15K past 12 months, state
SAC09098 - PROP FAMILIES W/ INCOME < \$25,000	
Type	Numeric (Double)
SAC09098	Proportion families with incomes less than \$25K past 12 months, state
SAC09099 - PROP FAMILIES W/ INCOME \$50,000+	
Type	Numeric (Double)
SAC09099	Proportion families with incomes greater than \$50K past 12 months, state
SAC09100 - PROP FAMILIES W/ INCOME \$75,000+	
Type	Numeric (Double)
SAC09100	Proportion families with incomes greater than \$75K past 12 months, state
SAC09101 - PER CAPITA INCOME	
Type	Numeric (Double)
SAC09101	Per capita income past 12 months, state
Notes	19550: 19550 and less. 36450: 36450 and greater.
SAC09102 - MEDIAN EARNINGS 16+	
Type	Numeric (Double)

SAC09102	Median earnings 16 years and over past 12 months, state
Notes	22400: 22400 and less

 SAC09103 - MEDIAN EARNINGS MALES 16+

Type	Numeric (Double)
SAC09103	Median earnings males 16 years and over past 12 months, state
Notes	28150: 28150 and less

 SAC09104 - MEDIAN EARNINGS FEMALES 16+

Type	Numeric (Double)
SAC09104	Median earnings females 16 years and over in past 12 months, state
Notes	17550: 17550 and less. 30600: 30600 and greater.

 SAC09105 - PROP PERSONS < POV LEVEL

Type	Numeric (Double)
SAC09105	Proportion population below the poverty level in past 12 months, state

 SAC09106 - PROP FAMILIES < POV LEVEL

Type	Numeric (Double)
SAC09106	Proportion families below the poverty level in past 12 months, state

 SAC09107 - PROP HOUSEHOLDS < POV LEVEL

Type	Numeric (Double)
SAC09107	Proportion households below the poverty level in past 12 months, state

 SAC09108 - PROP SAME SEX UNMARRIED PARTNERS

Type	Numeric (Double)
SAC09108	Proportion households headed by same sex unmarried partners , state

 SAC09109 - PROP OPPOSITE SEX UNMARRIED PARTNERS

Type	Numeric (Double)
SAC09109	Proportion households headed by opposite sex unmarried partners, state

 SAC09110 - PROP MALES AGED 18-19 NEV MARRIED

Type	Numeric (Double)
SAC09110	Proportion males ages 18 and 19 never married, state

 SAC09111 - PROP MALES AGED 20-24 NEV MARRIED

Type	Numeric (Double)
------	------------------



SAC09111	Proportion males ages 20 to 24 never married, state
----------	---

 SAC09112 - PROP FEMALES AGED 18-19 NEV MARRIED

Type	Numeric (Double)
SAC09112	Proportion females ages 18 and 19 never married, state

 SAC09113 - PROP FEMALES AGED 20-24 NEV MARRIED

Type	Numeric (Double)
SAC09113	Proportion females ages 20 to 24 never married, state

 SAC09114 - PROP HOUSING UNITS VACANT

Type	Numeric (Double)
SAC09114	Proportion housing units vacant, state

 SAC09115 - PROP OCC H UNITS THAT ARE OWNER-OCC

Type	Numeric (Double)
SAC09115	Proportion occupied units owner occupied, state

 SAC09116 - AVERAGE HOUSEHOLD SIZE OF UNITS

Type	Numeric (Double)
SAC09116	Average household size of occupied units, state
Notes	3: 3 and greater

 SAC09117 - MEDIAN YEAR HOUSING UNITS BUILT

Type	Numeric (Double)
SAC09117	Median year housing unit structures built, state
Notes	1956: 1956 and earlier. 1984: 1984 and later

 SAC09118 - MEDIAN YEAR MOVED INTO UNITS

Type	Numeric (Double)
SAC09118	Median year householders moved into units, state
Notes	1998: 1998 and earlier. 2002: 2002 and later

 SAC09119 - PROP OCC H UNITS W/O TELEPHONE

Type	Numeric (Double)
SAC09119	Proportion occupied units with no telephone service available, state

 SAC09120 - PROP UNITS WITH NO VEHICLES

Type	Numeric (Double)
------	------------------

SAC09120	Proportion occupied units with no vehicles available, state
----------	---

 SAC09121 - PROP OCC H UNITS W/O COMPLETE PLUMBING

Type	Numeric (Double)
SAC09121	Proportion units lacking complete plumbing facilities , state

 SAC09122 - PROP H UNITS W/O COMPLETE KITCHEN FACIL

Type	Numeric (Double)
SAC09122	Proportion units lacking complete kitchen facilities, state

 SAC09123 - MEDIAN CONTRACT RENT RENTER-OCC H UNITS

Type	Numeric (Double)
SAC09123	Median contract rent for renteroccupied units paying cash rent, state
Notes	385: 385 and less. 1000: 1000 and greater.

 SAC09124 - MEDIAN VALUE OF OWNER-OCC HOUSING UNITS

Type	Numeric (Double)
SAC09124	Median value for specified owner-occupied units, state
Notes	440500: 440500 and greater.

 SAC09125 - PROP 3+ ENROLLED IN PRE-ELEM AND ELEM

Type	Numeric (Double)
SAC09125	Proportion population enrolled in pre-elementary and elementary education, state

 SAC09126 - PROP 3+ ENROLLED IN MID OR HIGH SCHOOL

Type	Numeric (Double)
SAC09126	Proportion population enrolled in mid or high school education, state

 SAC09127 - PROP 3+ IN COLLEGE, GRAD, OR PROF ED

Type	Numeric (Double)
SAC09127	Proportion population enrolled in college, graduate or professional education, state

 SAC09128 - PROP WORKERS 16+ USE CAR, TRUCK, OR VAN

Type	Numeric (Double)
SAC09128	Proportion using car, truck, or van, state

 SAC09129 - PROP WORKERS 16+ USE PUBLIC TRANSPORT

Type	Numeric (Double)
SAC09129	Proportion using public transportation (excluding taxicab), state

 SAC09130 - PROP WORKERS 16+ USING BICYCLE

Type	Numeric (Double)
SAC09130	Proportion bicycle, state

 SAC09131 - PROP WORKERS 16+ WALKING

Type	Numeric (Double)
SAC09131	Proportion walked, state

 SAC09132 - PROP WORKERS 16+ USE TAXICAB, MOTORCYCLE

Type	Numeric (Double)
SAC09132	Proportion using taxicab, motorcycle, or other means, state

 NCA10136 - MEAN DAILY MINIMUM TEMPERATURE

Type	Numeric (Double)
NCA10136	Mean Daily Minimum Temperature
Notes	19.3: 19.3 and less. 72.5: 72.5 and greater.

 NCA10135 - MEAN DAILY MAXIMUM TEMPERATURE

Type	Numeric (Double)
NCA10135	Mean Daily Maximum Temperature

 NCA10133 - MEAN COUNT OF DAYS WITH TEMP<=32F

Type	Numeric (Double)
NCA10133	Mean Number of Days with Temperatures <=32 Degrees F

 NCA10134 - MEAN COUNT OF DAYS WITH TEMP>=90F

Type	Numeric (Double)
NCA10134	Mean Number of Days with Temperatures >=90 Degrees F

 NCA10137 - MEAN TOTAL PRECIPITATION

Type	Numeric (Double)
NCA10137	Mean Total Precipitation
Notes	3.17: 3.17 and less. 143.3: 143.3 and greater.

 NCA10138 - MEAN TOTAL SNOWFALL

Type	Numeric (Double)
------	------------------

NCA10138	Mean Total Snowfall
Notes	175: 175 and greater.

## Physical Instances

### Contextual Wave IV Database

Title	Contextual Wave IV Database
File Name	context4.sas7bdat
Case Quantity	15701
Variable Count	269

### CAC09001 - POPULATION, TOTAL

Type	Numeric (Double)
CAC09001	Total population, county
Notes	3200: 3200 and less. 5257000: 5257000 and greater.

			Frequency	% of total	% of valid
Missing	9999998	geocode missing	5	0.03%	
		Total	5	0.03%	

Valid	Invalid	Minimum	Maximum	Mean	StdDev
15696	5	3200	5257000	1109173.9...	1551185.1...

### CAC09002 - DENSITY (PERSONS/SQ.KM.)

Type	Numeric (Double)
CAC09002	Density - persons per square km, county

			Frequency	% of total	% of valid
Missing	999998	geocode missing	5	0.03%	
		Total	5	0.03%	

Valid	Invalid	Minimum	Maximum	Mean	StdDev
15696	5	0.5064515...	27254.128...	759.35063...	2361.5654...

### CAC09003 - PROPORTION WHITE

Type	Numeric (Double)
CAC09003	Proportion White alone, county

			Frequency	% of total	% of valid
Missing	98	geocode missing	5	0.03%	
		Total	5	0.03%	

Valid	Invalid	Minimum	Maximum	Mean	StdDev
15696	5	0.0660634...	0.9969713...	0.7174977...	0.1702253...

#### CAC09004 - PROPORTION BLACK

Type	Numeric (Double)
CAC09004	Proportion Black or African American alone, county

			Frequency	% of total	% of valid
Missing	98	geocode missing	5	0.03%	
		Total	5	0.03%	

Valid	Invalid	Minimum	Maximum	Mean	StdDev
15696	5	0	0.8235294...	0.1488295...	0.1437145...

#### CAC09005 - PROPORTION AMERICAN INDIAN/ALASKA NATIVE

Type	Numeric (Double)
CAC09005	Proportion American Indian and Alaska Native alone, county

			Frequency	% of total	% of valid
Missing	98	geocode missing	5	0.03%	
		Total	5	0.03%	

Valid	Invalid	Minimum	Maximum	Mean	StdDev
15696	5	0	0.9291546...	0.0050365...	0.0130589...

#### CAC09006 - PROPORTION ASIAN, PACIFIC ISLANDER ALONE

Type	Numeric (Double)
CAC09006	Proportion Asian alone, Native, county

			Frequency	% of total	% of valid
Missing	98	geocode missing	5	0.03%	
		Total	5	0.03%	

Valid	Invalid	Minimum	Maximum	Mean	StdDev
15696	5	0	0.5162957...	0.0483684...	0.0665777...

#### CAC09007 - PROPORTION OTHER

Type	Numeric (Double)
CAC09007	Proportion some other race alone, county

			Frequency	% of total	% of valid
Missing	98	geocode missing	5	0.03%	
		Total	5	0.03%	

Valid	Invalid	Minimum	Maximum	Mean	StdDev
15696	5	0	0.3644491...	0.0573352...	0.0685850...

### CAC09008 - PROPORTION 2 OR MORE RACES

Type	Numeric (Double)
CAC09008	Proportion two or more races, county

			Frequency	% of total	% of valid
Missing	98	geocode missing	5	0.03%	
		Total	5	0.03%	

Valid	Invalid	Minimum	Maximum	Mean	StdDev
15696	5	0	0.2583163...	0.0229325...	0.0224410...

### CAC09009 - PROPORTION HISPANIC ORIGIN

Type	Numeric (Double)
CAC09009	Proportion Hispanic or Latino, county

			Frequency	% of total	% of valid
Missing	98	geocode missing	5	0.03%	
		Total	5	0.03%	

Valid	Invalid	Minimum	Maximum	Mean	StdDev
15696	5	0	0.8935259...	0.1554523...	0.1685958...

### CAC09010 - PROPORTION HISPANIC, WHITE

Type	Numeric (Double)
CAC09010	Proportion Hispanic or Latino and White alone, county

			Frequency	% of total	% of valid
Missing	98	geocode missing	5	0.03%	
		Total	5	0.03%	

Valid	Invalid	Minimum	Maximum	Mean	StdDev
15696	5	0	0.6706919...	0.0895872...	0.1132062...

### CAC09011 - PROPORTION HISPANIC, BLACK

Type	Numeric (Double)
CAC09011	Proportion Hispanic or Latino and Black alone, county

			Frequency	% of total	% of valid
Missing	98	geocode missing	5	0.03%	
		Total	5	0.03%	

Valid	Invalid	Minimum	Maximum	Mean	StdDev
15696	5	0	0.0335179...	0.0025901...	0.0034994...

#### CAC09012 - PROPORTION HISPANIC, AMERICAN INDIAN

Type	Numeric (Double)
CAC09012	Proportion Hispanic or Latino and American Indian or Alaska native alone, county

			Frequency	% of total	% of valid
Missing	98	geocode missing	5	0.03%	
		Total	5	0.03%	

Valid	Invalid	Minimum	Maximum	Mean	StdDev
15696	5	0	0.0550283...	0.0011983...	0.0016190...

#### CAC09013 - PROPORTION HISPANIC, ASIAN/PACISL

Type	Numeric (Double)
CAC09013	Proportion Hispanic or Latino and Asian or Pacific Islander alone, county

			Frequency	% of total	% of valid
Missing	98	geocode missing	5	0.03%	
		Total	5	0.03%	

Valid	Invalid	Minimum	Maximum	Mean	StdDev
15696	5	0	0.0177699...	7.54E-4	0.0016471...

#### CAC09014 - PROPORTION HISPANIC, OTHER RACE

Type	Numeric (Double)
CAC09014	Proportion Hispanic or Latino and some other race alone, county

			Frequency	% of total	% of valid
Missing	98	geocode missing	5	0.03%	
		Total	5	0.03%	

Valid	Invalid	Minimum	Maximum	Mean	StdDev
15696	5	0	0.3543298...	0.0550959...	0.0677651...

#### CAC09015 - PROPORTION HISPANIC, 2 OR MORE RACES

Type	Numeric (Double)
CAC09015	Proportion Hispanic or Latino and two or more races, county

			Frequency	% of total	% of valid
Missing	98	geocode missing	5	0.03%	
		Total	5	0.03%	

Valid	Invalid	Minimum	Maximum	Mean	StdDev
15696	5	0	0.0551912...	0.0062267...	0.0064115...

#### CAC09016 - PROPORTION 0-4 YRS

Type	Numeric (Double)
CAC09016	Proportion 0 to 4 years of age, county

			Frequency	% of total	% of valid
Missing	98	geocode missing	5	0.03%	
		Total	5	0.03%	

Valid	Invalid	Minimum	Maximum	Mean	StdDev
15696	5	0.0218459...	0.1202367...	0.0695708...	0.0103842...

#### CAC09017 - PROPORTION 5-9 YRS

Type	Numeric (Double)
CAC09017	Proportion 5 to 9 years of age, county

			Frequency	% of total	% of valid
Missing	98	geocode missing	5	0.03%	
		Total	5	0.03%	

Valid	Invalid	Minimum	Maximum	Mean	StdDev
15696	5	0.0237715...	0.1079967...	0.0657294...	0.0080388...

#### CAC09018 - PROPORTION 10-14 YRS

Type	Numeric (Double)
CAC09018	Proportion 10 to 14 years of age, county

			Frequency	% of total	% of valid
Missing	98	geocode missing	5	0.03%	
		Total	5	0.03%	

Valid	Invalid	Minimum	Maximum	Mean	StdDev
15696	5	0.0202523...	0.1278409...	0.0679402...	0.0074274...

#### CAC09019 - PROPORTION 15-17 YRS

Type	Numeric (Double)
CAC09019	Proportion 15 to 17 years of age, county

			Frequency	% of total	% of valid
Missing	98	geocode missing	5	0.03%	
		Total	5	0.03%	



Valid	Invalid	Minimum	Maximum	Mean	StdDev
15696	5	0.0163346...	0.0709188...	0.0424176...	0.0043470...

#### CAC09020 - PROPORTION 18-24 YRS

Type	Numeric (Double)
CAC09020	Proportion 18 to 24 years of age, county

			Frequency	% of total	% of valid
Missing	98	geocode missing	5	0.03%	
		Total	5	0.03%	

Valid	Invalid	Minimum	Maximum	Mean	StdDev
15696	5	0.0535537...	0.4168656...	0.1014839...	0.0353895...

#### CAC09021 - PROPORTION 65-74 YRS

Type	Numeric (Double)
CAC09021	Proportion 65 to 74 years of age, county

			Frequency	% of total	% of valid
Missing	98	geocode missing	5	0.03%	
		Total	5	0.03%	

Valid	Invalid	Minimum	Maximum	Mean	StdDev
15696	5	0.0302262...	0.1568413...	0.0637907...	0.0131271...

#### CAC09022 - PROPORTION 75+ YRS

Type	Numeric (Double)
CAC09022	Proportion 75 years of age or older, county

			Frequency	% of total	% of valid
Missing	98	geocode missing	5	0.03%	
		Total	5	0.03%	

Valid	Invalid	Minimum	Maximum	Mean	StdDev
15696	5	0.0075829...	0.1730548...	0.0591829...	0.0154253...

#### CAC09023 - PROPORTION MALES, 18-24 YRS

Type	Numeric (Double)
CAC09023	Proportion males ages 18-24 all races, county

			Frequency	% of total	% of valid
Missing	98	geocode missing	5	0.03%	
		Total	5	0.03%	

Valid	Invalid	Minimum	Maximum	Mean	StdDev
15696	5	0.0288221...	0.2108474...	0.0520861...	0.0177663...

#### CAC09024 - PROPORTION FEMALES, 18-24 YRS

Type	Numeric (Double)
CAC09024	Proportion females ages 18-24 all races, county

			Frequency	% of total	% of valid
Missing	98	geocode missing	5	0.03%	
		Total	5	0.03%	

Valid	Invalid	Minimum	Maximum	Mean	StdDev
15696	5	0.0223976...	0.2223586...	0.0493978...	0.0182577...

#### CAC09025 - PROP WHITE MALES, 18-24 YRS

Type	Numeric (Double)
CAC09025	Proportion males 18-24 White alone, county

			Frequency	% of total	% of valid
Missing	98	geocode missing	5	0.03%	
		Total	5	0.03%	

Valid	Invalid	Minimum	Maximum	Mean	StdDev
15696	5	0.0069153...	0.1772623...	0.0352188...	0.0153866...

#### CAC09026 - PROP WHITE FEMALES, 18-24 YRS

Type	Numeric (Double)
CAC09026	Proportion females 18-24 White alone, county

			Frequency	% of total	% of valid
Missing	98	geocode missing	5	0.03%	
		Total	5	0.03%	

Valid	Invalid	Minimum	Maximum	Mean	StdDev
15696	5	0.0060975...	0.2051993...	0.0330151...	0.0153200...

#### CAC09027 - PROP BLACK MALES, 18-24 YRS

Type	Numeric (Double)
CAC09027	Proportion males 18-24 Black or African American alone, county

			Frequency	% of total	% of valid
Missing	98	geocode missing	5	0.03%	
		Total	5	0.03%	

Valid	Invalid	Minimum	Maximum	Mean	StdDev
15696	5	0	0.0894906...	0.0091305...	0.0097217...

#### CAC09028 - PROP BLACK FEMALES, 18-24 YRS

Type	Numeric (Double)
CAC09028	Proportion females 18-24 Black or African American alone, county

			Frequency	% of total	% of valid
Missing	98	geocode missing	5	0.03%	
		Total	5	0.03%	

Valid	Invalid	Minimum	Maximum	Mean	StdDev
15696	5	0	0.1083662...	0.0092837...	0.0110888...

#### CAC09029 - PROP AMERICAN INDIAN MALES, 18-24 YRS

Type	Numeric (Double)
CAC09029	Proportion males 18-24 American Indian or Alaska native alone, county

			Frequency	% of total	% of valid
Missing	98	geocode missing	5	0.03%	
		Total	5	0.03%	

Valid	Invalid	Minimum	Maximum	Mean	StdDev
15696	5	0	0.0660634...	3.03E-4	9.23E-4

#### CAC09030 - PROP AMERICAN INDIAN FEMALES, 18-24 YRS

Type	Numeric (Double)
CAC09030	Proportion females 18-24 American Indian or Alaska native alone, county

			Frequency	% of total	% of valid
Missing	98	geocode missing	5	0.03%	
		Total	5	0.03%	

Valid	Invalid	Minimum	Maximum	Mean	StdDev
15696	5	0	0.0695415...	2.88E-4	9.88E-4

#### CAC09031 - PROP ASIAN/PACISL MALES, 18-24 YRSA

Type	Numeric (Double)
CAC09031	Proportion males 18-24 Asian or Pacific Islander alone, county

			Frequency	% of total	% of valid
Missing	98	geocode missing	5	0.03%	
		Total	5	0.03%	

Valid	Invalid	Minimum	Maximum	Mean	StdDev
15696	5	0	0.0253323...	0.0023238...	0.0029196...

#### CAC09032 - PROP ASIAN/PACISL FEMALES, 18-24 YRS

Type	Numeric (Double)
CAC09032	Proportion females 18-24 Asian or Pacific Islander alone, county

			Frequency	% of total	% of valid
Missing	98	geocode missing	5	0.03%	
		Total	5	0.03%	

Valid	Invalid	Minimum	Maximum	Mean	StdDev
15696	5	0	0.0263144...	0.0021984...	0.0027281...

#### CAC09033 - PROP OTHER MALES, 18-24 YRS

Type	Numeric (Double)
CAC09033	Proportion males 18-24 some other race alone, county

			Frequency	% of total	% of valid
Missing	98	geocode missing	5	0.03%	
		Total	5	0.03%	

Valid	Invalid	Minimum	Maximum	Mean	StdDev
15696	5	0	0.0235267...	0.0037565...	0.0043128...

#### CAC09034 - PROP OTHER FEMALES, 18-24 YRS

Type	Numeric (Double)
CAC09034	Proportion females 18-24 some other race alone, county

			Frequency	% of total	% of valid
Missing	98	geocode missing	5	0.03%	
		Total	5	0.03%	

Valid	Invalid	Minimum	Maximum	Mean	StdDev
15696	5	0	0.0225222...	0.0032802...	0.0039681...

#### CAC09035 - PROP 2-MORE RACES MALES, 18-24 YRS

Type	Numeric (Double)
CAC09035	Proportion males 18-24 two or more races, county

			Frequency	% of total	% of valid
Missing	98	geocode missing	5	0.03%	
		Total	5	0.03%	

Valid	Invalid	Minimum	Maximum	Mean	StdDev
15696	5	0	0.0135116...	0.0013535...	0.0014634...

#### CAC09036 - PROP 2-MORE RACES FEMALES, 18-24 YRS

Type	Numeric (Double)
CAC09036	Proportion females 18-24 two or more races, county

			Frequency	% of total	% of valid
Missing	98	geocode missing	5	0.03%	
		Total	5	0.03%	

Valid	Invalid	Minimum	Maximum	Mean	StdDev
15696	5	0	0.0131994...	0.0013320...	0.0014307...

#### CAC09037 - PROP HISPANIC MALES, 18-24 YRS

Type	Numeric (Double)
CAC09037	Proportion males 18-24 Hispanic or Latino , county

			Frequency	% of total	% of valid
Missing	98	geocode missing	5	0.03%	
		Total	5	0.03%	

Valid	Invalid	Minimum	Maximum	Mean	StdDev
15696	5	0	0.0615537...	0.0095763...	0.0097398...

#### CAC09038 - PROP HISPANIC FEMALES, 18-24 YRS

Type	Numeric (Double)
CAC09038	Proportion females 18-24 Hispanic or Latino , county

			Frequency	% of total	% of valid
Missing	98	geocode missing	5	0.03%	
		Total	5	0.03%	

Valid	Invalid	Minimum	Maximum	Mean	StdDev
15696	5	0	0.0486468...	0.0084290...	0.0089884...

#### CAC09039 - PROP NOT HISPANIC WHITE MALES 18-24

Type	Numeric (Double)
CAC09039	Proportion males 18-24 White alone Non-Hispanic or Latino, county

			Frequency	% of total	% of valid
Missing	98	geocode missing	5	0.03%	
		Total	5	0.03%	

Valid	Invalid	Minimum	Maximum	Mean	StdDev
15696	5	0.0023879...	0.1734727...	0.0299370...	0.0168029...

#### CAC09040 - PROP NOT HISPANIC WHITE FEMALES 18-24

Type	Numeric (Double)
CAC09040	Proportion females 18-24 White alone Non-Hispanic or Latino, county

			Frequency	% of total	% of valid
Missing	98	geocode missing	5	0.03%	
		Total	5	0.03%	

Valid	Invalid	Minimum	Maximum	Mean	StdDev
15696	5	0.0021716...	0.1989493...	0.0283617...	0.0165660...

#### CAC09041 - PROP HHS - MARR-CPL FAM W/CHLD

Type	Numeric (Double)
CAC09041	Proportion occupied housing units married-couple family with own children under 18, county

			Frequency	% of total	% of valid
Missing	98	geocode missing	5	0.03%	
		Total	5	0.03%	

Valid	Invalid	Minimum	Maximum	Mean	StdDev
15696	5	0.0771568...	0.3965235...	0.2108788...	0.0436226...

#### CAC09042 - PROP HH, FEM HOUSEHOLDER W/ CHILD

Type	Numeric (Double)
CAC09042	Proportion occupied housing units female householder with own children under 18, county

			Frequency	% of total	% of valid
Missing	98	geocode missing	5	0.03%	
		Total	5	0.03%	

Valid	Invalid	Minimum	Maximum	Mean	StdDev
15696	5	0.0171701...	0.1925845...	0.0771958...	0.0205777...

#### CAC09043 - PROP HH, MALE HOUSEHOLDER W/ CHILD

Type	Numeric (Double)
CAC09043	Proportion occupied housing units male householder with own children under 18, county

			Frequency	% of total	% of valid

Missing	98	geocode missing	5	0.03%	
		Total	5	0.03%	

Valid	Invalid	Minimum	Maximum	Mean	StdDev
15696	5	0	0.0559778...	0.0222530...	0.0052861...

#### CAC09044 - PROP HHS NON-FAMILY HHS

Type	Numeric (Double)
CAC09044	Proportion occupied housing units nonfamily, county

			Frequency	% of total	% of valid
Missing	98	geocode missing	5	0.03%	
		Total	5	0.03%	

Valid	Invalid	Minimum	Maximum	Mean	StdDev
15696	5	0.1601871...	0.5955007...	0.3355620...	0.0558688...

#### CAC09045 - PROP FAMILIES, W/ CHILD FEM HH NO HUSB

Type	Numeric (Double)
CAC09045	Proportion families with own children headed by female householder, county

			Frequency	% of total	% of valid
Missing	98	geocode missing	5	0.03%	
		Total	5	0.03%	

Valid	Invalid	Minimum	Maximum	Mean	StdDev
15696	5	0.0632318...	0.5869764...	0.2523303...	0.0725874...

#### CAC09046 - PROP FAMILIES, W/ CHILD MALE HH NO WIFE

Type	Numeric (Double)
CAC09046	Proportion families with own children headed by male householder, county

			Frequency	% of total	% of valid
Missing	98	geocode missing	5	0.03%	
		Total	5	0.03%	

Valid	Invalid	Minimum	Maximum	Mean	StdDev
15696	5	0	0.1961301...	0.0720851...	0.0155201...

#### CAC09047 - PROP SEP OR DIV'D

Type	Numeric (Double)
CAC09047	Proportion of population 15 years and over divorced or separated, county

			Frequency	% of total	% of valid
--	--	--	-----------	------------	------------

Missing	98	geocode missing	5	0.03%	
		Total	5	0.03%	

Valid	Invalid	Minimum	Maximum	Mean	StdDev
15696	5	0.0428641...	0.2081764...	0.1283535...	0.0189774...

#### CAC09048 - PROP HHS LINGUISTICALLY ISOLATED

Type	Numeric (Double)
CAC09048	Proportion households linguistically isolated, county

			Frequency	% of total	% of valid
Missing	98	geocode missing	5	0.03%	
		Total	5	0.03%	

Valid	Invalid	Minimum	Maximum	Mean	StdDev
15696	5	0	0.2642889...	0.0533958...	0.0593492...

#### CAC09049 - PROP FOREIGN BORN

Type	Numeric (Double)
CAC09049	Proportion foreign born, county

			Frequency	% of total	% of valid
Missing	98	geocode missing	5	0.03%	
		Total	5	0.03%	

Valid	Invalid	Minimum	Maximum	Mean	StdDev
15696	5	0	0.4944539...	0.1308169...	0.1233384...

#### CAC09050 - PROP AGED 25+ W/O HS DIPLOMA

Type	Numeric (Double)
CAC09050	Proportion 25 years and over with less than high school diploma, county

			Frequency	% of total	% of valid
Missing	98	geocode missing	5	0.03%	
		Total	5	0.03%	

Valid	Invalid	Minimum	Maximum	Mean	StdDev
15696	5	0.0269011...	0.4430796...	0.1596790...	0.0609060...

#### CAC09051 - PROP AGED 25+ W/ COLLEGE DEGREE +

Type	Numeric (Double)
CAC09051	Proportion 25 years and over with bachelor's degree or more, county

			Frequency	% of total	% of valid
--	--	--	-----------	------------	------------



Missing	98	geocode missing	5	0.03%	
		Total	5	0.03%	

Valid	Invalid	Minimum	Maximum	Mean	StdDev
15696	5	0.0659220...	0.6883301...	0.2692750...	0.0921292...

#### CAC09052 - UNEMPLOYMENT RATE-TOTAL

Type	Numeric (Double)
CAC09052	Unemployment rate all persons 16 years and over, county

			Frequency	% of total	% of valid
Missing	98	geocode missing	5	0.03%	
		Total	5	0.03%	

Valid	Invalid	Minimum	Maximum	Mean	StdDev
15696	5	0	0.3069806...	0.0758539...	0.0202820...

#### CAC09053 - UNEMPLOYMENT RATE-MALES

Type	Numeric (Double)
CAC09053	Unemployment rate males 16 years and over, county

			Frequency	% of total	% of valid
Missing	98	geocode missing	5	0.03%	
		Total	5	0.03%	

Valid	Invalid	Minimum	Maximum	Mean	StdDev
15696	5	0	0.3316151...	0.0772241...	0.0220526...

#### CAC09054 - UNEMPLOYMENT RATE-FEMALES

Type	Numeric (Double)
CAC09054	Unemployment rate females 16 years and over, county

			Frequency	% of total	% of valid
Missing	98	geocode missing	5	0.03%	
		Total	5	0.03%	

Valid	Invalid	Minimum	Maximum	Mean	StdDev
15696	5	0	0.2833607...	0.0744358...	0.0210168...

#### CAC09055 - LABOR FORCE PART RATE MALES

Type	Numeric (Double)
CAC09055	Labor force participation rate males 16 years and over, county

			Frequency	% of total	% of valid

Missing	98	geocode missing	5	0.03%	
		Total	5	0.03%	

Valid	Invalid	Minimum	Maximum	Mean	StdDev
15696	5	0.2857293...	0.8935143...	0.7128472...	0.0610225...

#### CAC09056 - LABOR FORCE PART RATE FEMALES

Type	Numeric (Double)
CAC09056	Labor force participation rate females 16 years and over, county

			Frequency	% of total	% of valid
Missing	98	geocode missing	5	0.03%	
		Total	5	0.03%	

Valid	Invalid	Minimum	Maximum	Mean	StdDev
15696	5	0.3413755...	0.7900668...	0.5897120...	0.0508594...

#### CAC09057 - PROP 0-5 W/ PARENTS IN LABOR FORCE

Type	Numeric (Double)
CAC09057	Among children under 6 living with two parents, proportion with both parents in the labor force, county

			Frequency	% of total	% of valid
Missing	98	geocode missing	5	0.03%	
		Total	5	0.03%	

Valid	Invalid	Minimum	Maximum	Mean	StdDev
15696	5	0.0206896...	0.9308943...	0.5621493...	0.0731287...

#### CAC09058 - PROP 6-17 W/ PARENTS IN LABOR FORCE

Type	Numeric (Double)
CAC09058	Among children 6 to 17 living with two parents, proportion with both parents in the labor force, county

			Frequency	% of total	% of valid
Missing	98	geocode missing	5	0.03%	
		Total	5	0.03%	

Valid	Invalid	Minimum	Maximum	Mean	StdDev
15696	5	0.3964296...	0.9611992...	0.6474261...	0.0678220...

#### CAC09059 - UNEMPLOYMENT RATE-WHITE MALES

Type	Numeric (Double)
CAC09059	Proportion white alone males 16 years and over unemployed, county

			Frequency	% of total	% of valid
Missing	98	geocode missing	5	0.03%	
		Total	5	0.03%	

Valid	Invalid	Minimum	Maximum	Mean	StdDev
15696	5	0	0.2432432...	0.0646578...	0.0165639...

#### CAC09060 - UNEMPLOYMENT RATE-WHITE FEMALES

Type	Numeric (Double)
CAC09060	Proportion White alone females 16 years and over unemployed, county

			Frequency	% of total	% of valid
Missing	98	geocode missing	5	0.03%	
		Total	5	0.03%	

Valid	Invalid	Minimum	Maximum	Mean	StdDev
15696	5	0	0.2106304...	0.0613450...	0.0153127...

#### CAC09061 - UNEMPLOYMENT RATE-BLACK MALES

Type	Numeric (Double)
CAC09061	Proportion Black or African American alone males 16 years and over unemployed, county

			Frequency	% of total	% of valid
Missing	96	missing in source	266	1.69%	
	98	geocode missing	5	0.03%	
		Total	271	1.73%	

Valid	Invalid	Minimum	Maximum	Mean	StdDev
15430	271	0	1	0.1425583...	0.0852800...

#### CAC09062 - UNEMPLOYMENT RATE-BLACK FEMALES

Type	Numeric (Double)
CAC09062	Proportion Black or African American alone females 16 years and over unemployed, county

			Frequency	% of total	% of valid
Missing	96	missing in source	341	2.17%	
	98	geocode missing	5	0.03%	
		Total	346	2.2%	

Valid	Invalid	Minimum	Maximum	Mean	StdDev
15355	346	0	1	0.1188953...	0.0687179...

 CAC09063 - UNEMPLOYMENT RATE-AM INDIAN MALES

Type	Numeric (Double)
CAC09063	Proportion American Indian or Alaska native alone males 16 years and over unemployed, county

			Frequency	% of total	% of valid
Missing	96	missing in source	416	2.65%	
	98	geocode missing	5	0.03%	
		Total	421	2.68%	

Valid	Invalid	Minimum	Maximum	Mean	StdDev
15280	421	0	1	0.1119617...	0.1293861...

 CAC09064 - UNEMPLOYMENT RATE-AM INDIAN FEMALES

Type	Numeric (Double)
CAC09064	Proportion American Indian or Alaska native alone females 16 years and over unemployed, county

			Frequency	% of total	% of valid
Missing	96	missing in source	979	6.24%	
	98	geocode missing	5	0.03%	
		Total	984	6.27%	

Valid	Invalid	Minimum	Maximum	Mean	StdDev
14717	984	0	1	0.1167234...	0.1233029...

 CAC09065 - UNEMPLOYMENT RATE-ASIAN/PAC ISL MALES

Type	Numeric (Double)
CAC09065	Proportion Asian or Pacific Islander alone males 16 years and over unemployed, county

			Frequency	% of total	% of valid
Missing	96	missing in source	189	1.2%	
	98	geocode missing	5	0.03%	
		Total	194	1.24%	

Valid	Invalid	Minimum	Maximum	Mean	StdDev
15507	194	0	1	0.0520284...	0.0469149...

 CAC09066 - UNEMPLOYMENT RATE-ASIAN/PAC ISL FEMALES

Type	Numeric (Double)
CAC09066	Proportion Asian or Pacific Islander alone females 16 years and over unemployed, county

			Frequency	% of total	% of valid
Missing	96	missing in source	256	1.63%	
	98	geocode missing	5	0.03%	
		Total	261	1.66%	

Valid	Invalid	Minimum	Maximum	Mean	StdDev
15440	261	0	1	0.0493941...	0.0473174...

#### CAC09067 - UNEMPLOYMENT RATE-OTHER MALES

Type	Numeric (Double)
CAC09067	Proportion some other race alone males 16 years and over unemployed, county

			Frequency	% of total	% of valid
Missing	96	missing in source	277	1.76%	
	98	geocode missing	5	0.03%	
		Total	282	1.8%	

Valid	Invalid	Minimum	Maximum	Mean	StdDev
15419	282	0	1	0.0731080...	0.0685793...

#### CAC09068 - UNEMPLOYMENT RATE-OTHER FEMALES

Type	Numeric (Double)
CAC09068	Proportion some other race alone females 16 years and over unemployed, county

			Frequency	% of total	% of valid
Missing	96	missing in source	486	3.1%	
	98	geocode missing	5	0.03%	
		Total	491	3.13%	

Valid	Invalid	Minimum	Maximum	Mean	StdDev
15210	491	0	1	0.1106023...	0.1168909...

#### CAC09069 - UNEMPLOYMENT RATE-2-MORE RACES MALES

Type	Numeric (Double)
CAC09069	Proportion two or more races males 16 years and over unemployed, county

			Frequency	% of total	% of valid
Missing	96	missing in source	92	0.59%	
	98	geocode missing	5	0.03%	
		Total	97	0.62%	

Valid	Invalid	Minimum	Maximum	Mean	StdDev
-------	---------	---------	---------	------	--------

15604	97	0	1	0.1133028...	0.1048120...
-------	----	---	---	--------------	--------------

### CAC09070 - UNEMPLOYMENT RATE-2-MORE RACES FEMALES

Type	Numeric (Double)
CAC09070	Proportion two or more races females 16 years and over unemployed, county

			Frequency	% of total	% of valid
Missing	96	missing in source	243	1.55%	
	98	geocode missing	5	0.03%	
Total			248	1.58%	

Valid	Invalid	Minimum	Maximum	Mean	StdDev
15453	248	0	1	0.1111155...	0.0939264...

### CAC09071 - UNEMPLOYMENT RATE-HISPANIC MALES

Type	Numeric (Double)
CAC09071	Proportion Hispanic or Latino males 16 years and over unemployed, county

			Frequency	% of total	% of valid
Missing	96	missing in source	154	0.98%	
	98	geocode missing	5	0.03%	
Total			159	1.01%	

Valid	Invalid	Minimum	Maximum	Mean	StdDev
15542	159	0	1	0.0729738...	0.0509860...

### CAC09072 - UNEMPLOYMENT RATE-HISPANIC FEMALES

Type	Numeric (Double)
CAC09072	Proportion Hispanic or Latino females 16 years and over unemployed, county

			Frequency	% of total	% of valid
Missing	96	missing in source	109	0.69%	
	98	geocode missing	5	0.03%	
Total			114	0.73%	

Valid	Invalid	Minimum	Maximum	Mean	StdDev
15587	114	0	1	0.1119346...	0.1048366...

### CAC09073 - UNEMPLOYMENT RATE-WHITE MALES NOT HISP

Type	Numeric (Double)
CAC09073	Proportion White alone not Hispanic or Latino males 16 years and over unemployed, county

			Frequency	% of total	% of valid
--	--	--	-----------	------------	------------

Missing	98	geocode missing	5	0.03%	
		Total	5	0.03%	

Valid	Invalid	Minimum	Maximum	Mean	StdDev
15696	5	0	0.2432432...	0.0629705...	0.0167397...

#### CAC09074 - UNEMPLOYMENT RATE-WHITE FEMALES NOT HISP

Type	Numeric (Double)
CAC09074	Proportion White alone not Hispanic or Latino females 16 years and over unemployed, county

			Frequency	% of total	% of valid
Missing	98	geocode missing	5	0.03%	
		Total	5	0.03%	

Valid	Invalid	Minimum	Maximum	Mean	StdDev
15696	5	0	0.2106304...	0.0575053...	0.0141906...

#### CAC09075 - PROP EMPL IN AG/FORESTRY/HUNTING/MINING

Type	Numeric (Double)
CAC09075	Proportion of employed 16 years and over in agriculture, forestry, fishing, hunting, and mining, county

			Frequency	% of total	% of valid
Missing	98	geocode missing	5	0.03%	
		Total	5	0.03%	

Valid	Invalid	Minimum	Maximum	Mean	StdDev
15696	5	4.32E-4	0.4192592...	0.0165491...	0.0271922...

#### CAC09076 - PROP EMPL IN CONSTRUCTION

Type	Numeric (Double)
CAC09076	Proportion of employed 16 years and over in construction, county

			Frequency	% of total	% of valid
Missing	98	geocode missing	5	0.03%	
		Total	5	0.03%	

Valid	Invalid	Minimum	Maximum	Mean	StdDev
15696	5	0.0175833...	0.2710192...	0.0732457...	0.0198378...

#### CAC09077 - PROP EMPL IN MANUFACTURING

Type	Numeric (Double)
CAC09077	Proportion of employed 16 years and over in manufacturing, county

			Frequency	% of total	% of valid
Missing	98	geocode missing	5	0.03%	
		Total	5	0.03%	

Valid	Invalid	Minimum	Maximum	Mean	StdDev
15696	5	0.0029359...	0.3868452...	0.1136408...	0.0560731...

#### CAC09078 - PROP EMPL IN WHOLESale TRADE

Type	Numeric (Double)
CAC09078	Proportion of employed 16 years and over in wholesale trade, county

			Frequency	% of total	% of valid
Missing	98	geocode missing	5	0.03%	
		Total	5	0.03%	

Valid	Invalid	Minimum	Maximum	Mean	StdDev
15696	5	0	0.0681318...	0.0315838...	0.0086861...

#### CAC09079 - PROP EMPL IN RETAIL TRADE

Type	Numeric (Double)
CAC09079	Proportion of employed 16 years and over in retail trade, county

			Frequency	% of total	% of valid
Missing	98	geocode missing	5	0.03%	
		Total	5	0.03%	

Valid	Invalid	Minimum	Maximum	Mean	StdDev
15696	5	0.0473300...	0.2288270...	0.1159037...	0.0155006...

#### CAC09080 - PROP TRANSPORT, WAREHOUSING, UTILS

Type	Numeric (Double)
CAC09080	Proportion of employed 16 years and over in transportation, warehousing, and utilities, county

			Frequency	% of total	% of valid
Missing	98	geocode missing	5	0.03%	
		Total	5	0.03%	

Valid	Invalid	Minimum	Maximum	Mean	StdDev
15696	5	0.0093691...	0.1877282...	0.0518050...	0.0152457...

#### CAC09081 - PROP INFORMATION

Type	Numeric (Double)
CAC09081	Proportion of employed 16 years and over in information, county



			Frequency	% of total	% of valid
Missing	98	geocode missing	5	0.03%	
		Total	5	0.03%	

Valid	Invalid	Minimum	Maximum	Mean	StdDev
15696	5	0	0.0727286...	0.0239774...	0.0104373...

#### CAC09082 - PROP EMPL IN FINANCE/INSUR/REAL ESTATE

Type	Numeric (Double)
CAC09082	Proportion of employed 16 years and over in finance, insurance, and real estate, county

			Frequency	% of total	% of valid
Missing	98	geocode missing	5	0.03%	
		Total	5	0.03%	

Valid	Invalid	Minimum	Maximum	Mean	StdDev
15696	5	0.0116054...	0.2017243...	0.0692797...	0.0226681...

#### CAC09083 - PROP PROF, SCI, MGMT, ADMIN, WASTE

Type	Numeric (Double)
CAC09083	Proportion of employed 16 years and over in professional, scientific, management, administrative, and waste management services, county

			Frequency	% of total	% of valid
Missing	98	geocode missing	5	0.03%	
		Total	5	0.03%	

Valid	Invalid	Minimum	Maximum	Mean	StdDev
15696	5	0.0059259...	0.2822519...	0.1002815...	0.0320489...

#### CAC09084 - PROP EDUCATIONAL, HEALTH & SOCIAL SVCS

Type	Numeric (Double)
CAC09084	Proportion of employed 16 years and over in educational, health, and social services, county

			Frequency	% of total	% of valid
Missing	98	geocode missing	5	0.03%	
		Total	5	0.03%	

Valid	Invalid	Minimum	Maximum	Mean	StdDev
15696	5	0.0666916...	0.4760202...	0.2155196...	0.0399243...

#### CAC09085 - PROP ARTS, ENTERTAINMENT, FOOD SVCS

Type	Numeric (Double)	
CAC09085	Proportion of employed 16 years and over in arts, entertainment, recreation, and food services, county	

			Frequency	% of total	% of valid
Missing	98	geocode missing	5	0.03%	
		Total	5	0.03%	

Valid	Invalid	Minimum	Maximum	Mean	StdDev
15696	5	0	0.2925304...	0.0903146...	0.0316918...

#### CAC09086 - PROP OTHER SERVICES

Type	Numeric (Double)	
CAC09086	Proportion of employed 16 years and over in other services (does not include public administration), county	

			Frequency	% of total	% of valid
Missing	98	geocode missing	5	0.03%	
		Total	5	0.03%	

Valid	Invalid	Minimum	Maximum	Mean	StdDev
15696	5	0.0117661...	0.1264822...	0.0498235...	0.0080012...

#### CAC09087 - PROP EMPL IN PUBLIC ADMIN

Type	Numeric (Double)	
CAC09087	Proportion of employed 16 years and over in public administration, county	

			Frequency	% of total	% of valid
Missing	98	geocode missing	5	0.03%	
		Total	5	0.03%	

Valid	Invalid	Minimum	Maximum	Mean	StdDev
15696	5	0.0101010...	0.2247748...	0.0480749...	0.0254562...

#### CAC09088 - PROP IN MANAGEMENT, PROF, & RELATED OCCS

Type	Numeric (Double)	
CAC09088	Proportion of employed 16 years and over in management, professional, and related occupations, county	

			Frequency	% of total	% of valid
Missing	98	geocode missing	5	0.03%	
		Total	5	0.03%	

Valid	Invalid	Minimum	Maximum	Mean	StdDev
-------	---------	---------	---------	------	--------

15696	5	0.1386986...	0.6522180...	0.3391506...	0.0630921...
-------	---	--------------	--------------	--------------	--------------

#### CAC09089 - PROP EMPL IN SERVICE OCCS

Type	Numeric (Double)
CAC09089	Proportion of employed 16 years and over in service occupations, county

			Frequency	% of total	% of valid
Missing	98	geocode missing	5	0.03%	
		Total	5	0.03%	

Valid	Invalid	Minimum	Maximum	Mean	StdDev
15696	5	0.0725925...	0.3095141...	0.1724658...	0.0269100...

#### CAC09090 - PROP SALES AND OFFICE

Type	Numeric (Double)
CAC09090	Proportion of employed 16 years and over in sales and office occupations, county

			Frequency	% of total	% of valid
Missing	98	geocode missing	5	0.03%	
		Total	5	0.03%	

Valid	Invalid	Minimum	Maximum	Mean	StdDev
15696	5	0.1286407...	0.3220875...	0.2576379...	0.0229853...

#### CAC09091 - PROP EMPL IN FARM/FORSTRY/FISHING OCCS

Type	Numeric (Double)
CAC09091	Proportion of employed 16 years and over in farming, fishing, and forestry occupations, county

			Frequency	% of total	% of valid
Missing	98	geocode missing	5	0.03%	
		Total	5	0.03%	

Valid	Invalid	Minimum	Maximum	Mean	StdDev
15696	5	0	0.2827244...	0.0057780...	0.0101221...

#### CAC09092 - PROP CONSTRUCTION, EXTRACT, MAINT

Type	Numeric (Double)
CAC09092	Proportion of employed 16 years and over in construction, extraction, and maintenance occupations, county

			Frequency	% of total	% of valid
Missing	98	geocode missing	5	0.03%	

		Total	5	0.03%	
--	--	-------	---	-------	--

Valid	Invalid	Minimum	Maximum	Mean	StdDev
15696	5	0.0206398...	0.2611554...	0.0955636...	0.0247431...

#### CAC09093 - PROP PRODUCTION, TRANSPORTATION

Type	Numeric (Double)
CAC09093	Proportion of employed 16 years and over in over in production, transportation, and material moving occupations, county

			Frequency	% of total	% of valid
Missing	98	geocode missing	5	0.03%	
		Total	5	0.03%	

Valid	Invalid	Minimum	Maximum	Mean	StdDev
15696	5	0.0292483...	0.3697211...	0.1294037...	0.0460449...

#### CAC09094 - MEDIAN HOUSEHOLD INCOME

Type	Numeric (Double)
CAC09094	Median household income past 12 months, county
Notes	20800: 20800 and less. 101000: 101000 and greater

			Frequency	% of total	% of valid
Missing	9999998	geocode missing	5	0.03%	
		Total	5	0.03%	

Valid	Invalid	Minimum	Maximum	Mean	StdDev
15696	5	20800	101000	51551.554...	12347.774...

#### CAC09095 - PROP HHS W/ PUBLIC ASSIST INCOME

Type	Numeric (Double)
CAC09095	Proportion households receiving public assistance income past 12 months, county

			Frequency	% of total	% of valid
Missing	98	geocode missing	5	0.03%	
		Total	5	0.03%	

Valid	Invalid	Minimum	Maximum	Mean	StdDev
15696	5	0	0.1973684...	0.0239166...	0.0109804...

#### CAC09096 - MEDIAN FAMILY INCOME

Type	Numeric (Double)
------	------------------

CAC09096	Median family income past 12 months, county
Notes	28600: 28600 and less. 128900: 128900 and greater.

			Frequency	% of total	% of valid
Missing	9999998	geocode missing	5	0.03%	
		Total	5	0.03%	

Valid	Invalid	Minimum	Maximum	Mean	StdDev
15696	5	28600	128900	62261.990...	14262.126...

#### CAC09097 - PROP FAMILIES W/ INCOME < \$15,000

Type	Numeric (Double)
CAC09097	Proportion families with incomes less than \$15K past 12 months, county

			Frequency	% of total	% of valid
Missing	98	geocode missing	5	0.03%	
		Total	5	0.03%	

Valid	Invalid	Minimum	Maximum	Mean	StdDev
15696	5	0	0.3309162...	0.0849022...	0.0381340...

#### CAC09098 - PROP FAMILIES W/ INCOME < \$25,000

Type	Numeric (Double)
CAC09098	Proportion families with incomes less than \$25K past 12 months, county

			Frequency	% of total	% of valid
Missing	98	geocode missing	5	0.03%	
		Total	5	0.03%	

Valid	Invalid	Minimum	Maximum	Mean	StdDev
15696	5	0.0254414...	0.4799999...	0.1717926...	0.0640097...

#### CAC09099 - PROP FAMILIES W/ INCOME \$50,000+

Type	Numeric (Double)
CAC09099	Proportion families with incomes greater than \$50K past 12 months, county

			Frequency	% of total	% of valid
Missing	98	geocode missing	5	0.03%	
		Total	5	0.03%	

Valid	Invalid	Minimum	Maximum	Mean	StdDev
15696	5	0.2233176...	0.9094994...	0.5926969...	0.1030260...

#### CAC09100 - PROP FAMILIES W/ INCOME \$75,000+

Type	Numeric (Double)
CAC09100	Proportion families with incomes greater than \$75K past 12 months, county

			Frequency	% of total	% of valid
Missing	98	geocode missing	5	0.03%	
		Total	5	0.03%	

Valid	Invalid	Minimum	Maximum	Mean	StdDev
15696	5	0.0765217...	0.8046419...	0.3921920...	0.1099025...

#### CAC09101 - PER CAPITA INCOME

Type	Numeric (Double)
CAC09101	Per capita income past 12 months, county
Notes	11450: 11450 and less. 60050: 60050 and greater.

			Frequency	% of total	% of valid
Missing	999998	geocode missing	5	0.03%	
		Total	5	0.03%	

Valid	Invalid	Minimum	Maximum	Mean	StdDev
15696	5	11450	60050	26372.954...	6119.5601...

#### CAC09102 - MEDIAN EARNINGS 16+

Type	Numeric (Double)
CAC09102	Median earnings 16 years and over past 12 months, county
Notes	9600: 9600 and less.

			Frequency	% of total	% of valid
Missing	999998	geocode missing	5	0.03%	
		Total	5	0.03%	

Valid	Invalid	Minimum	Maximum	Mean	StdDev
15696	5	9600	53750	28989.309...	5540.8358...

#### CAC09103 - MEDIAN EARNINGS MALES 16+

Type	Numeric (Double)
CAC09103	Median earnings males 16 years and over past 12 months, county
Notes	70000: 70000 and greater.

			Frequency	% of total	% of valid
Missing	999998	geocode missing	5	0.03%	
		Total	5	0.03%	

Valid	Invalid	Minimum	Maximum	Mean	StdDev
15696	5	11650	70000	34713.704...	6741.8270...

#### CAC09104 - MEDIAN EARNINGS FEMALES 16+

Type	Numeric (Double)
CAC09104	Median earnings females 16 years and over in past 12 months, county
Notes	8200: 8200 and less. 47800: 47800 and greater.

			Frequency	% of total	% of valid
Missing	999998	geocode missing	5	0.03%	
		Total	5	0.03%	

Valid	Invalid	Minimum	Maximum	Mean	StdDev
15696	5	8200	47800	23914.978...	4936.3983...

#### CAC09105 - PROP PERSONS < POV LEVEL

Type	Numeric (Double)
CAC09105	Proportion population below the poverty level in past 12 months, county

			Frequency	% of total	% of valid
Missing	98	geocode missing	5	0.03%	
		Total	5	0.03%	

Valid	Invalid	Minimum	Maximum	Mean	StdDev
15696	5	0.0281497...	0.5096271...	0.1421968...	0.0511032...

#### CAC09106 - PROP FAMILIES < POV LEVEL

Type	Numeric (Double)
CAC09106	Proportion families below the poverty level in past 12 months, county

			Frequency	% of total	% of valid
Missing	98	geocode missing	5	0.03%	
		Total	5	0.03%	

Valid	Invalid	Minimum	Maximum	Mean	StdDev
15696	5	0.0142514...	0.4119159...	0.1065121...	0.0446485...

#### CAC09107 - PROP HOUSEHOLDS < POV LEVEL

Type	Numeric (Double)
CAC09107	Proportion households below the poverty level in past 12 months, county

			Frequency	% of total	% of valid
Missing	98	geocode missing	5	0.03%	

		Total		5	0.03%	
--	--	-------	--	---	-------	--

Valid	Invalid	Minimum	Maximum	Mean	StdDev
15696	5	0.0278610...	0.4161266...	0.1358600...	0.0520305...

#### CAC09108 - PROP SAME SEX UNMARRIED PARTNERS

Type	Numeric (Double)
CAC09108	Proportion households headed by same sex unmarried partners , county

			Frequency	% of total	% of valid
Missing	98	geocode missing	5	0.03%	
		Total	5	0.03%	

Valid	Invalid	Minimum	Maximum	Mean	StdDev
15696	5	0	0.0285546...	0.0060715...	0.0027458...

#### CAC09109 - PROP OPPOSITE SEX UNMARRIED PARTNERS

Type	Numeric (Double)
CAC09109	Proportion households headed by opposite sex unmarried partners, county

			Frequency	% of total	% of valid
Missing	98	geocode missing	5	0.03%	
		Total	5	0.03%	

Valid	Invalid	Minimum	Maximum	Mean	StdDev
15696	5	0.0073089...	0.1070834...	0.0484124...	0.0097848...

#### CAC09110 - PROP MALES AGED 18-19 NEV MARRIED

Type	Numeric (Double)
CAC09110	Proportion males ages 18 and 19 never married, county

			Frequency	% of total	% of valid
Missing	98	geocode missing	5	0.03%	
		Total	5	0.03%	

Valid	Invalid	Minimum	Maximum	Mean	StdDev
15696	5	0.7063196...	1	0.9821535...	0.0181639...

#### CAC09111 - PROP MALES AGED 20-24 NEV MARRIED

Type	Numeric (Double)
CAC09111	Proportion males ages 20 to 24 never married, county

			Frequency	% of total	% of valid
Missing	98	geocode missing	5	0.03%	



		Total	5	0.03%	
--	--	-------	---	-------	--

Valid	Invalid	Minimum	Maximum	Mean	StdDev
15696	5	0.1223021...	1	0.8765147...	0.0760682...

#### CAC09112 - PROP FEMALES AGED 18-19 NEV MARRIED

Type	Numeric (Double)
CAC09112	Proportion females ages 18 and 19 never married, county

			Frequency	% of total	% of valid
Missing	98	geocode missing	5	0.03%	
		Total	5	0.03%	

Valid	Invalid	Minimum	Maximum	Mean	StdDev
15696	5	0.3720930...	1	0.9582289...	0.0385788...

#### CAC09113 - PROP FEMALES AGED 20-24 NEV MARRIED

Type	Numeric (Double)
CAC09113	Proportion females ages 20 to 24 never married, county

			Frequency	% of total	% of valid
Missing	98	geocode missing	5	0.03%	
		Total	5	0.03%	

Valid	Invalid	Minimum	Maximum	Mean	StdDev
15696	5	0	1	0.7890957...	0.1048143...

#### CAC09114 - PROP HOUSING UNITS VACANT

Type	Numeric (Double)
CAC09114	Proportion housing units vacant, county

			Frequency	% of total	% of valid
Missing	98	geocode missing	5	0.03%	
		Total	5	0.03%	

Valid	Invalid	Minimum	Maximum	Mean	StdDev
15696	5	0.0338592...	0.6663801...	0.1104778...	0.0575594...

#### CAC09115 - PROP OCC H UNITS THAT ARE OWNER-OCC

Type	Numeric (Double)
CAC09115	Proportion occupied units owner occupied, county

			Frequency	% of total	% of valid
Missing	98	geocode missing	5	0.03%	

		Total	5	0.03%	
--	--	-------	---	-------	--

Valid	Invalid	Minimum	Maximum	Mean	StdDev
15696	5	0.2156231...	0.8975724...	0.6514331...	0.1043073...

#### CAC09116 - AVERAGE HOUSEHOLD SIZE OF UNITS

Type	Numeric (Double)
CAC09116	Average household size of occupied units, county
Notes	4: 4 and greater.

			Frequency	% of total	% of valid
Missing	98	geocode missing	5	0.03%	
		Total	5	0.03%	

Valid	Invalid	Minimum	Maximum	Mean	StdDev
15696	5	2	4	2.6435397...	0.2564373...

#### CAC09117 - MEDIAN YEAR HOUSING UNITS BUILT

Type	Numeric (Double)
CAC09117	Median year housing unit structures built, county
Notes	1943: 1943 and less. 1997: 1997 and greater.

			Frequency	% of total	% of valid
Missing	99998	geocode missing	5	0.03%	
		Total	5	0.03%	

Valid	Invalid	Minimum	Maximum	Mean	StdDev
15696	5	1943	1997	1972.3291...	11.292755...

#### CAC09118 - MEDIAN YEAR MOVED INTO UNITS

Type	Numeric (Double)
CAC09118	Median year householders moved into units, county
Notes	1993: 1993 and less.

			Frequency	% of total	% of valid
Missing	99998	geocode missing	5	0.03%	
		Total	5	0.03%	

Valid	Invalid	Minimum	Maximum	Mean	StdDev
15696	5	1993	2005	2000.7019...	1.8327970...

#### CAC09119 - PROP OCC H UNITS W/O TELEPHONE

Type	Numeric (Double)
------	------------------

CAC09119	Proportion occupied units with no telephone service available, county
----------	---

			Frequency	% of total	% of valid
Missing	98	geocode missing	5	0.03%	
		Total	5	0.03%	

Valid	Invalid	Minimum	Maximum	Mean	StdDev
15696	5	0.0031695...	0.2264464...	0.0445418...	0.0189920...

#### CAC09120 - PROP UNITS WITH NO VEHICLES

Type	Numeric (Double)
CAC09120	Proportion occupied units with no vehicles available, county

			Frequency	% of total	% of valid
Missing	98	geocode missing	5	0.03%	
		Total	5	0.03%	

Valid	Invalid	Minimum	Maximum	Mean	StdDev
15696	5	0.0059706...	0.7699175...	0.0885455...	0.0809540...

#### CAC09121 - PROP OCC H UNITS W/O COMPLETE PLUMBING

Type	Numeric (Double)
CAC09121	Proportion units lacking complete plumbing facilities , county

			Frequency	% of total	% of valid
Missing	98	geocode missing	5	0.03%	
		Total	5	0.03%	

Valid	Invalid	Minimum	Maximum	Mean	StdDev
15696	5	0	0.1980996...	0.0171947...	0.0191358...

#### CAC09122 - PROP H UNITS W/O COMPLETE KITCHEN FACIL

Type	Numeric (Double)
CAC09122	Proportion units lacking complete kitchen facilities, county

			Frequency	% of total	% of valid
Missing	98	geocode missing	5	0.03%	
		Total	5	0.03%	

Valid	Invalid	Minimum	Maximum	Mean	StdDev
15696	5	0	0.1857184...	0.0253395...	0.0185357...

#### CAC09123 - MEDIAN CONTRACT RENT RENTER-OCC H UNITS

Type	Numeric (Double)
------	------------------

CAC09123	Median contract rent for renteroccupied units paying cash rent, county
Notes	1395: 1395 and greater.

			Frequency	% of total	% of valid
Missing	99998	geocode missing	5	0.03%	
		Total	5	0.03%	

Valid	Invalid	Minimum	Maximum	Mean	StdDev
15696	5	145	1395	684.75949...	234.79797...

#### CAC09124 - MEDIAN VALUE OF OWNER-OCC HOUSING UNITS

Type	Numeric (Double)
CAC09124	Median value for specified owner-occupied units, county
Notes	46000: 46000 and less. 800500: 800500 and greater.

			Frequency	% of total	% of valid
Missing	9999998	geocode missing	5	0.03%	
		Total	5	0.03%	

Valid	Invalid	Minimum	Maximum	Mean	StdDev
15696	5	46000	800500	239146.15...	167666.25...

#### CAC09125 - PROP 3+ ENROLLED IN PRE-ELEM AND ELEM

Type	Numeric (Double)
CAC09125	Proportion population enrolled in pre-elementary and elementary education, county

			Frequency	% of total	% of valid
Missing	98	geocode missing	5	0.03%	
		Total	5	0.03%	

Valid	Invalid	Minimum	Maximum	Mean	StdDev
15696	5	0.0280292...	0.1366085...	0.0863557...	0.0104412...

#### CAC09126 - PROP 3+ ENROLLED IN MID OR HIGH SCHOOL

Type	Numeric (Double)
CAC09126	Proportion population enrolled in mid or high school education, county

			Frequency	% of total	% of valid
Missing	98	geocode missing	5	0.03%	
		Total	5	0.03%	

Valid	Invalid	Minimum	Maximum	Mean	StdDev
15696	5	0.0560724...	0.1915212...	0.1163734...	0.0125064...

 CAC09127 - PROP 3+ IN COLLEGE, GRAD, OR PROF ED

Type	Numeric (Double)
CAC09127	Proportion population enrolled in college, graduate or professional education, county

			Frequency	% of total	% of valid
Missing	98	geocode missing	5	0.03%	
		Total	5	0.03%	

Valid	Invalid	Minimum	Maximum	Mean	StdDev
15696	5	0.0076430...	0.4131821...	0.0759698...	0.0360195...

 CAC09128 - PROP WORKERS 16+ USE CAR, TRUCK, OR VAN

Type	Numeric (Double)
CAC09128	Proportion using car, truck, or van, county

			Frequency	% of total	% of valid
Missing	98	geocode missing	5	0.03%	
		Total	5	0.03%	

Valid	Invalid	Minimum	Maximum	Mean	StdDev
15696	5	0.0937335...	0.9796152...	0.8732057...	0.1099380...

 CAC09129 - PROP WORKERS 16+ USE PUBLIC TRANSPORT

Type	Numeric (Double)
CAC09129	Proportion using public transportation (excluding taxicab), county

			Frequency	% of total	% of valid
Missing	98	geocode missing	5	0.03%	
		Total	5	0.03%	

Valid	Invalid	Minimum	Maximum	Mean	StdDev
15696	5	0	0.6003987...	0.0456687...	0.0889856...

 CAC09130 - PROP WORKERS 16+ USING BICYCLE

Type	Numeric (Double)
CAC09130	Proportion bicycle, county

			Frequency	% of total	% of valid
Missing	98	geocode missing	5	0.03%	
		Total	5	0.03%	

Valid	Invalid	Minimum	Maximum	Mean	StdDev
-------	---------	---------	---------	------	--------

15696	5	0	0.0694075...	0.0046528...	0.0057324...
-------	---	---	--------------	--------------	--------------

### CAC09131 - PROP WORKERS 16+ WALKING

Type	Numeric (Double)
CAC09131	Proportion walked, county

			Frequency	% of total	% of valid
Missing	98	geocode missing	5	0.03%	
		Total	5	0.03%	

Valid	Invalid	Minimum	Maximum	Mean	StdDev
15696	5	0	0.2137614...	0.0264353...	0.0205562...

### CAC09132 - PROP WORKERS 16+ USE TAXICAB, MOTORCYCLE

Type	Numeric (Double)
CAC09132	Proportion using taxicab, motorcycle, or other means, county

			Frequency	% of total	% of valid
Missing	98	geocode missing	5	0.03%	
		Total	5	0.03%	

Valid	Invalid	Minimum	Maximum	Mean	StdDev
15696	5	0	0.0759407...	0.0123605...	0.0059689...

### SAC09002 - DENSITY (PERSONS/SQ.KM.)

Type	Numeric (Double)
SAC09002	Density $\frac{\text{persons}}{\text{square km}}$ , state

			Frequency	% of total	% of valid
Missing	99998	geocode missing	5	0.03%	
		Total	5	0.03%	

Valid	Invalid	Minimum	Maximum	Mean	StdDev
15696	5	0.4611627...	3700.0524...	92.212727...	173.34845...

### SAC09003 - PROPORTION WHITE

Type	Numeric (Double)
SAC09003	Proportion White alone, state

			Frequency	% of total	% of valid
Missing	98	geocode missing	5	0.03%	
		Total	5	0.03%	

Valid	Invalid	Minimum	Maximum	Mean	StdDev

15696	5	0.2692313...	0.9602152...	0.7360584...	0.1088141...
-------	---	--------------	--------------	--------------	--------------

#### SAC09004 - PROPORTION BLACK

Type	Numeric (Double)
SAC09004	Proportion Black or African American alone, state

			Frequency	% of total	% of valid
Missing	98	geocode missing	5	0.03%	
		Total	5	0.03%	

Valid	Invalid	Minimum	Maximum	Mean	StdDev
15696	5	0.0055246...	0.5516873...	0.1309623...	0.0871290...

#### SAC09005 - PROPORTION AMERICAN INDIAN/ALASKA NATIVE

Type	Numeric (Double)
SAC09005	Proportion American Indian and Alaska Native alone, state

			Frequency	% of total	% of valid
Missing	98	geocode missing	5	0.03%	
		Total	5	0.03%	

Valid	Invalid	Minimum	Maximum	Mean	StdDev
15696	5	0.0013374...	0.1345825...	0.0062593...	0.0083790...

#### SAC09006 - PROPORTION ASIAN, PACIFIC ISLANDER ALONE

Type	Numeric (Double)
SAC09006	Proportion Asian alone, Native, state

			Frequency	% of total	% of valid
Missing	98	geocode missing	5	0.03%	
		Total	5	0.03%	

Valid	Invalid	Minimum	Maximum	Mean	StdDev
15696	5	0.0066903...	0.4734405...	0.0474783...	0.0578144...

#### SAC09007 - PROPORTION OTHER

Type	Numeric (Double)
SAC09007	Proportion some other race alone, state

			Frequency	% of total	% of valid
Missing	98	geocode missing	5	0.03%	
		Total	5	0.03%	

Valid	Invalid	Minimum	Maximum	Mean	StdDev
-------	---------	---------	---------	------	--------

15696	5	0.0022700...	0.1553143...	0.0566537...	0.0513446...
-------	---	--------------	--------------	--------------	--------------

### SAC09008 - PROPORTION 2 OR MORE RACES

Type	Numeric (Double)
SAC09008	Proportion two or more races, state

			Frequency	% of total	% of valid
Missing	98	geocode missing	5	0.03%	
		Total	5	0.03%	

Valid	Invalid	Minimum	Maximum	Mean	StdDev
15696	5	0.0094530...	0.2171505...	0.0225876...	0.0211669...

### SAC09009 - PROPORTION HISPANIC ORIGIN

Type	Numeric (Double)
SAC09009	Proportion Hispanic or Latino, state

			Frequency	% of total	% of valid
Missing	98	geocode missing	5	0.03%	
		Total	5	0.03%	

Valid	Invalid	Minimum	Maximum	Mean	StdDev
15696	5	0.0108059...	0.4476044...	0.1528174...	0.1311165...

### SAC09010 - PROPORTION HISPANIC, WHITE

Type	Numeric (Double)
SAC09010	Proportion Hispanic or Latino and White alone, state

			Frequency	% of total	% of valid
Missing	98	geocode missing	5	0.03%	
		Total	5	0.03%	

Valid	Invalid	Minimum	Maximum	Mean	StdDev
15696	5	0.0076353...	0.2871665...	0.0879669...	0.0800573...

### SAC09011 - PROPORTION HISPANIC, BLACK

Type	Numeric (Double)
SAC09011	Proportion Hispanic or Latino and Black alone, state

			Frequency	% of total	% of valid
Missing	98	geocode missing	5	0.03%	
		Total	5	0.03%	

Valid	Invalid	Minimum	Maximum	Mean	StdDev
-------	---------	---------	---------	------	--------



15696	5	2.75E-4	0.0095470...	0.0023223...	0.0020753...
-------	---	---------	--------------	--------------	--------------

### SAC09012 - PROPORTION HISPANIC, AMERICAN INDIAN

Type	Numeric (Double)
SAC09012	Proportion Hispanic or Latino and American Indian or Alaska native alone, state

			Frequency	% of total	% of valid
Missing	98	geocode missing	5	0.03%	
		Total	5	0.03%	

Valid	Invalid	Minimum	Maximum	Mean	StdDev
15696	5	9.88E-5	0.0064253...	0.0012984...	0.0012977...

### SAC09013 - PROPORTION HISPANIC, ASIAN/PACISL

Type	Numeric (Double)
SAC09013	Proportion Hispanic or Latino and Asian or Pacific Islander alone, state

			Frequency	% of total	% of valid
Missing	98	geocode missing	5	0.03%	
		Total	5	0.03%	

Valid	Invalid	Minimum	Maximum	Mean	StdDev
15696	5	2.43E-5	0.0139458...	7.36E-4	0.0014678...

### SAC09014 - PROPORTION HISPANIC, OTHER RACE

Type	Numeric (Double)
SAC09014	Proportion Hispanic or Latino and some other race alone, state

			Frequency	% of total	% of valid
Missing	98	geocode missing	5	0.03%	
		Total	5	0.03%	

Valid	Invalid	Minimum	Maximum	Mean	StdDev
15696	5	0.0016843...	0.1518227...	0.0543365...	0.0506297...

### SAC09015 - PROPORTION HISPANIC, 2 OR MORE RACES

Type	Numeric (Double)
SAC09015	Proportion Hispanic or Latino and two or more races, state

			Frequency	% of total	% of valid
Missing	98	geocode missing	5	0.03%	
		Total	5	0.03%	

Valid	Invalid	Minimum	Maximum	Mean	StdDev
15696	5	7.58E-4	0.0380779...	0.0061575...	0.0053660...

#### SAC09016 - PROPORTION 0-4 YRS

Type	Numeric (Double)
SAC09016	Proportion 0 to 4 years of age, state

			Frequency	% of total	% of valid
Missing	98	geocode missing	5	0.03%	
		Total	5	0.03%	

Valid	Invalid	Minimum	Maximum	Mean	StdDev
15696	5	0.0524262...	0.0978966...	0.0695154...	0.0067526...

#### SAC09017 - PROPORTION 5-9 YRS

Type	Numeric (Double)
SAC09017	Proportion 5 to 9 years of age, state

			Frequency	% of total	% of valid
Missing	98	geocode missing	5	0.03%	
		Total	5	0.03%	

Valid	Invalid	Minimum	Maximum	Mean	StdDev
15696	5	0.0485679...	0.0866919...	0.0660546...	0.0048073...

#### SAC09018 - PROPORTION 10-14 YRS

Type	Numeric (Double)
SAC09018	Proportion 10 to 14 years of age, state

			Frequency	% of total	% of valid
Missing	98	geocode missing	5	0.03%	
		Total	5	0.03%	

Valid	Invalid	Minimum	Maximum	Mean	StdDev
15696	5	0.0515640...	0.0796574...	0.0684008...	0.0038301...

#### SAC09019 - PROPORTION 15-17 YRS

Type	Numeric (Double)
SAC09019	Proportion 15 to 17 years of age, state

			Frequency	% of total	% of valid
Missing	98	geocode missing	5	0.03%	
		Total	5	0.03%	

Valid	Invalid	Minimum	Maximum	Mean	StdDev
15696	5	0.0327343...	0.0481232...	0.0426992...	0.0018644...

#### SAC09020 - PROPORTION 18-24 YRS

Type	Numeric (Double)
SAC09020	Proportion 18 to 24 years of age, state

			Frequency	% of total	% of valid
Missing	98	geocode missing	5	0.03%	
		Total	5	0.03%	

Valid	Invalid	Minimum	Maximum	Mean	StdDev
15696	5	0.0850243...	0.1373590...	0.0987789...	0.0055768...

#### SAC09021 - PROPORTION 65-74 YRS

Type	Numeric (Double)
SAC09021	Proportion 65 to 74 years of age, state

			Frequency	% of total	% of valid
Missing	98	geocode missing	5	0.03%	
		Total	5	0.03%	

Valid	Invalid	Minimum	Maximum	Mean	StdDev
15696	5	0.0434536...	0.0811837...	0.0652188...	0.0074344...

#### SAC09022 - PROPORTION 75+ YRS

Type	Numeric (Double)
SAC09022	Proportion 75 years of age or older, state

			Frequency	% of total	% of valid
Missing	98	geocode missing	5	0.03%	
		Total	5	0.03%	

Valid	Invalid	Minimum	Maximum	Mean	StdDev
15696	5	0.0262771...	0.0873432...	0.0608198...	0.0104460...

#### SAC09023 - PROPORTION MALES, 18-24 YRS

Type	Numeric (Double)
SAC09023	Proportion males ages 18-24 all races, state

			Frequency	% of total	% of valid
Missing	98	geocode missing	5	0.03%	
		Total	5	0.03%	

Valid	Invalid	Minimum	Maximum	Mean	StdDev
15696	5	0.0437133...	0.0725483...	0.0509239...	0.0030008...

#### SAC09024 - PROPORTION FEMALES, 18-24 YRS

Type	Numeric (Double)
SAC09024	Proportion females ages 18-24 all races, state

			Frequency	% of total	% of valid
Missing	98	geocode missing	5	0.03%	
		Total	5	0.03%	

Valid	Invalid	Minimum	Maximum	Mean	StdDev
15696	5	0.0413110...	0.0648106...	0.0478550...	0.0028280...

#### SAC09025 - PROP WHITE MALES, 18-24 YRS

Type	Numeric (Double)
SAC09025	Proportion males 18-24 White alone, state

			Frequency	% of total	% of valid
Missing	98	geocode missing	5	0.03%	
		Total	5	0.03%	

Valid	Invalid	Minimum	Maximum	Mean	StdDev
15696	5	0.0185090...	0.0650607...	0.0354925...	0.0055685...

#### SAC09026 - PROP WHITE FEMALES, 18-24 YRS

Type	Numeric (Double)
SAC09026	Proportion females 18-24 White alone, state

			Frequency	% of total	% of valid
Missing	98	geocode missing	5	0.03%	
		Total	5	0.03%	

Valid	Invalid	Minimum	Maximum	Mean	StdDev
15696	5	0.0109565...	0.0573011...	0.0332499...	0.0059838...

#### SAC09027 - PROP BLACK MALES, 18-24 YRS

Type	Numeric (Double)
SAC09027	Proportion males 18-24 Black or African American alone, state

			Frequency	% of total	% of valid
Missing	98	geocode missing	5	0.03%	
		Total	5	0.03%	

Valid	Invalid	Minimum	Maximum	Mean	StdDev
15696	5	6.04E-4	0.0264210...	0.0077511...	0.0051775...

#### SAC09028 - PROP BLACK FEMALES, 18-24 YRS

Type	Numeric (Double)
SAC09028	Proportion females 18-24 Black or African American alone, state

			Frequency	% of total	% of valid
Missing	98	geocode missing	5	0.03%	
		Total	5	0.03%	

Valid	Invalid	Minimum	Maximum	Mean	StdDev
15696	5	2.8E-4	0.0312100...	0.0075920...	0.0054093...

#### SAC09029 - PROP AMERICAN INDIAN MALES, 18-24 YRS

Type	Numeric (Double)
SAC09029	Proportion males 18-24 American Indian or Alaska native alone, state

			Frequency	% of total	% of valid
Missing	98	geocode missing	5	0.03%	
		Total	5	0.03%	

Valid	Invalid	Minimum	Maximum	Mean	StdDev
15696	5	6.72E-5	0.0094841...	3.85E-4	5.62E-4

#### SAC09030 - PROP AMERICAN INDIAN FEMALES, 18-24 YRS

Type	Numeric (Double)
SAC09030	Proportion females 18-24 American Indian or Alaska native alone, state

			Frequency	% of total	% of valid
Missing	98	geocode missing	5	0.03%	
		Total	5	0.03%	

Valid	Invalid	Minimum	Maximum	Mean	StdDev
15696	5	5.85E-5	0.0085048...	3.47E-4	5.43E-4

#### SAC09031 - PROP ASIAN/PACISL MALES, 18-24 YRSA

Type	Numeric (Double)
SAC09031	Proportion males 18-24 Asian or Pacific Islander alone, state

			Frequency	% of total	% of valid
Missing	98	geocode missing	5	0.03%	
		Total	5	0.03%	

Valid	Invalid	Minimum	Maximum	Mean	StdDev
15696	5	4.79E-4	0.0191713...	0.0022759...	0.0024100...

#### SAC09032 - PROP ASIAN/PACISL FEMALES, 18-24 YRS

Type	Numeric (Double)
SAC09032	Proportion females 18-24 Asian or Pacific Islander alone, state

			Frequency	% of total	% of valid
Missing	98	geocode missing	5	0.03%	
		Total	5	0.03%	

Valid	Invalid	Minimum	Maximum	Mean	StdDev
15696	5	4.65E-4	0.0178044...	0.0021804...	0.0023116...

#### SAC09033 - PROP OTHER MALES, 18-24 YRS

Type	Numeric (Double)
SAC09033	Proportion males 18-24 some other race alone, state

			Frequency	% of total	% of valid
Missing	98	geocode missing	5	0.03%	
		Total	5	0.03%	

Valid	Invalid	Minimum	Maximum	Mean	StdDev
15696	5	2.11E-4	0.0099928...	0.0037176...	0.0032300...

#### SAC09034 - PROP OTHER FEMALES, 18-24 YRS

Type	Numeric (Double)
SAC09034	Proportion females 18-24 some other race alone, state

			Frequency	% of total	% of valid
Missing	98	geocode missing	5	0.03%	
		Total	5	0.03%	

Valid	Invalid	Minimum	Maximum	Mean	StdDev
15696	5	2.1E-5	0.0089867...	0.0032041...	0.0029822...

#### SAC09035 - PROP 2-MORE RACES MALES, 18-24 YRS

Type	Numeric (Double)
SAC09035	Proportion males 18-24 two or more races, state

			Frequency	% of total	% of valid
Missing	98	geocode missing	5	0.03%	
		Total	5	0.03%	

Valid	Invalid	Minimum	Maximum	Mean	StdDev
15696	5	5.15E-4	0.0128546...	0.0013020...	0.0012724...

#### SAC09036 - PROP 2-MORE RACES FEMALES, 18-24 YRS

Type	Numeric (Double)
SAC09036	Proportion females 18-24 two or more races, state

			Frequency	% of total	% of valid
Missing	98	geocode missing	5	0.03%	
		Total	5	0.03%	

Valid	Invalid	Minimum	Maximum	Mean	StdDev
15696	5	5.06E-4	0.0118766...	0.0012816...	0.0011818...

#### SAC09037 - PROP HISPANIC MALES, 18-24 YRS

Type	Numeric (Double)
SAC09037	Proportion males 18-24 Hispanic or Latino , state

			Frequency	% of total	% of valid
Missing	98	geocode missing	5	0.03%	
		Total	5	0.03%	

Valid	Invalid	Minimum	Maximum	Mean	StdDev
15696	5	8.31E-4	0.0268986...	0.0095166...	0.0080387...

#### SAC09038 - PROP HISPANIC FEMALES, 18-24 YRS

Type	Numeric (Double)
SAC09038	Proportion females 18-24 Hispanic or Latino , state

			Frequency	% of total	% of valid
Missing	98	geocode missing	5	0.03%	
		Total	5	0.03%	

Valid	Invalid	Minimum	Maximum	Mean	StdDev
15696	5	7.12E-4	0.0252028...	0.0082730...	0.0073309...

#### SAC09039 - PROP NOT HISPANIC WHITE MALES 18-24

Type	Numeric (Double)
SAC09039	Proportion males 18-24 White alone Non-Hispanic or Latino, state

			Frequency	% of total	% of valid
Missing	98	geocode missing	5	0.03%	
		Total	5	0.03%	

Valid	Invalid	Minimum	Maximum	Mean	StdDev
15696	5	0.0168101...	0.0639352...	0.0301864...	0.0082749...

 SAC09040 - PROP NOT HISPANIC WHITE FEMALES 18-24

Type	Numeric (Double)
SAC09040	Proportion females 18-24 White alone Non-Hispanic or Latino, state

			Frequency	% of total	% of valid
Missing	98	geocode missing	5	0.03%	
		Total	5	0.03%	

Valid	Invalid	Minimum	Maximum	Mean	StdDev
15696	5	0.0098614...	0.0566743...	0.0286487...	0.0084029...

 SAC09041 - PROP HHS - MARR-CPL FAM W/CHLD

Type	Numeric (Double)
SAC09041	Proportion occupied housing units married-couple family with own children under 18, state

			Frequency	% of total	% of valid
Missing	98	geocode missing	5	0.03%	
		Total	5	0.03%	

Valid	Invalid	Minimum	Maximum	Mean	StdDev
15696	5	0.0771568...	0.3236038...	0.2134739...	0.0230212...

 SAC09042 - PROP HH, FEM HOUSEHOLDER W/ CHILD

Type	Numeric (Double)
SAC09042	Proportion occupied housing units female householder with own children under 18, state

			Frequency	% of total	% of valid
Missing	98	geocode missing	5	0.03%	
		Total	5	0.03%	

Valid	Invalid	Minimum	Maximum	Mean	StdDev
15696	5	0.0509092...	0.1052009...	0.0747569...	0.0093279...

 SAC09043 - PROP HH, MALE HOUSEHOLDER W/ CHILD

Type	Numeric (Double)
SAC09043	Proportion occupied housing units male householder with own children under 18, state

			Frequency	% of total	% of valid
--	--	--	-----------	------------	------------



Missing	98	geocode missing	5	0.03%	
		Total	5	0.03%	

Valid	Invalid	Minimum	Maximum	Mean	StdDev
15696	5	0.0148211...	0.0350414...	0.0226191...	0.0027199...

#### SAC09044 - PROP HHS NON-FAMILY HHS

Type	Numeric (Double)
SAC09044	Proportion occupied housing units nonfamily, state

			Frequency	% of total	% of valid
Missing	98	geocode missing	5	0.03%	
		Total	5	0.03%	

Valid	Invalid	Minimum	Maximum	Mean	StdDev
15696	5	0.2472127...	0.5611292...	0.3312774...	0.0203058...

#### SAC09045 - PROP FAMILIES, W/ CHILD FEM HH NO HUSB

Type	Numeric (Double)
SAC09045	Proportion families with own children headed by female householder, state

			Frequency	% of total	% of valid
Missing	98	geocode missing	5	0.03%	
		Total	5	0.03%	

Valid	Invalid	Minimum	Maximum	Mean	StdDev
15696	5	0.1354308...	0.4973407...	0.2415774...	0.0331196...

#### SAC09046 - PROP FAMILIES, W/ CHILD MALE HH NO WIFE

Type	Numeric (Double)
SAC09046	Proportion families with own children headed by male householder, state

			Frequency	% of total	% of valid
Missing	98	geocode missing	5	0.03%	
		Total	5	0.03%	

Valid	Invalid	Minimum	Maximum	Mean	StdDev
15696	5	0.0511768...	0.1017613...	0.0728122...	0.0068598...

#### SAC09047 - PROP SEP OR DIV'D

Type	Numeric (Double)
SAC09047	Proportion of population 15 years and over divorced or separated, state

			Frequency	% of total	% of valid
--	--	--	-----------	------------	------------

Missing	98	geocode missing	5	0.03%	
		Total	5	0.03%	

Valid	Invalid	Minimum	Maximum	Mean	StdDev
15696	5	0.0884451...	0.1568247...	0.1276695...	0.0124828...

#### SAC09048 - PROP HHS LINGUISTICALLY ISOLATED

Type	Numeric (Double)
SAC09048	Proportion households linguistically isolated, state

			Frequency	% of total	% of valid
Missing	98	geocode missing	5	0.03%	
		Total	5	0.03%	

Valid	Invalid	Minimum	Maximum	Mean	StdDev
15696	5	0.0032595...	0.1054835...	0.0488492...	0.0348613...

#### SAC09049 - PROP FOREIGN BORN

Type	Numeric (Double)
SAC09049	Proportion foreign born, state

			Frequency	% of total	% of valid
Missing	98	geocode missing	5	0.03%	
		Total	5	0.03%	

Valid	Invalid	Minimum	Maximum	Mean	StdDev
15696	5	0.0129209...	0.2682352...	0.1223693...	0.0845945...

#### SAC09050 - PROP AGED 25+ W/O HS DIPLOMA

Type	Numeric (Double)
SAC09050	Proportion 25 years and over with less than high school diploma, state

			Frequency	% of total	% of valid
Missing	98	geocode missing	5	0.03%	
		Total	5	0.03%	

Valid	Invalid	Minimum	Maximum	Mean	StdDev
15696	5	0.0885313...	0.2108234...	0.1612924...	0.0336840...

#### SAC09051 - PROP AGED 25+ W/ COLLEGE DEGREE +

Type	Numeric (Double)
SAC09051	Proportion 25 years and over with bachelor's degree or more, state

			Frequency	% of total	% of valid

Missing	98	geocode missing	5	0.03%	
		Total	5	0.03%	

Valid	Invalid	Minimum	Maximum	Mean	StdDev
15696	5	0.1708403...	0.4714159...	0.2666758...	0.0452685...

#### SAC09052 - UNEMPLOYMENT RATE-TOTAL

Type	Numeric (Double)
SAC09052	Unemployment rate all persons 16 years and over, state

			Frequency	% of total	% of valid
Missing	98	geocode missing	5	0.03%	
		Total	5	0.03%	

Valid	Invalid	Minimum	Maximum	Mean	StdDev
15696	5	0.0357448...	0.1043688...	0.0740922...	0.0098760...

#### SAC09053 - UNEMPLOYMENT RATE-MALES

Type	Numeric (Double)
SAC09053	Unemployment rate males 16 years and over, state

			Frequency	% of total	% of valid
Missing	98	geocode missing	5	0.03%	
		Total	5	0.03%	

Valid	Invalid	Minimum	Maximum	Mean	StdDev
15696	5	0.0376168...	0.1122761...	0.0752983...	0.0103686...

#### SAC09054 - UNEMPLOYMENT RATE-FEMALES

Type	Numeric (Double)
SAC09054	Unemployment rate females 16 years and over, state

			Frequency	% of total	% of valid
Missing	98	geocode missing	5	0.03%	
		Total	5	0.03%	

Valid	Invalid	Minimum	Maximum	Mean	StdDev
15696	5	0.0336349...	0.0956289...	0.0728006...	0.0104002...

#### SAC09055 - LABOR FORCE PART RATE MALES

Type	Numeric (Double)
SAC09055	Labor force participation rate males 16 years and over, state

			Frequency	% of total	% of valid
--	--	--	-----------	------------	------------

Missing	98	geocode missing	5	0.03%	
		Total	5	0.03%	

Valid	Invalid	Minimum	Maximum	Mean	StdDev
15696	5	0.6175040...	0.7810435...	0.7085372...	0.0294343...

#### SAC09056 - LABOR FORCE PART RATE FEMALES

Type	Numeric (Double)
SAC09056	Labor force participation rate females 16 years and over, state

			Frequency	% of total	% of valid
Missing	98	geocode missing	5	0.03%	
		Total	5	0.03%	

Valid	Invalid	Minimum	Maximum	Mean	StdDev
15696	5	0.4974938...	0.6656299...	0.5861179...	0.0290995...

#### SAC09057 - PROP 0-5 W/ PARENTS IN LABOR FORCE

Type	Numeric (Double)
SAC09057	Among children under 6 living with two parents, proportion with both parents in the labor force, state

			Frequency	% of total	% of valid
Missing	98	geocode missing	5	0.03%	
		Total	5	0.03%	

Valid	Invalid	Minimum	Maximum	Mean	StdDev
15696	5	0.4433865...	0.7265927...	0.5614841...	0.0468278...

#### SAC09058 - PROP 6-17 W/ PARENTS IN LABOR FORCE

Type	Numeric (Double)
SAC09058	Among children 6 to 17 living with two parents, proportion with both parents in the labor force, state

			Frequency	% of total	% of valid
Missing	98	geocode missing	5	0.03%	
		Total	5	0.03%	

Valid	Invalid	Minimum	Maximum	Mean	StdDev
15696	5	0.5740904...	0.7841587...	0.6468711...	0.0424636...

#### SAC09059 - UNEMPLOYMENT RATE-WHITE MALES

Type	Numeric (Double)
SAC09059	Proportion white alone males 16 years and over unemployed, state

			Frequency	% of total	% of valid
Missing	98	geocode missing	5	0.03%	
		Total	5	0.03%	

Valid	Invalid	Minimum	Maximum	Mean	StdDev
15696	5	0.0317158...	0.0968465...	0.0644198...	0.0100919...

#### SAC09060 - UNEMPLOYMENT RATE-WHITE FEMALES

Type	Numeric (Double)
SAC09060	Proportion White alone females 16 years and over unemployed, state

			Frequency	% of total	% of valid
Missing	98	geocode missing	5	0.03%	
		Total	5	0.03%	

Valid	Invalid	Minimum	Maximum	Mean	StdDev
15696	5	0.0286016...	0.0797104...	0.0609708...	0.0087990...

#### SAC09061 - UNEMPLOYMENT RATE-BLACK MALES

Type	Numeric (Double)
SAC09061	Proportion Black or African American alone males 16 years and over unemployed, state

			Frequency	% of total	% of valid
Missing	98	geocode missing	5	0.03%	
		Total	5	0.03%	

Valid	Invalid	Minimum	Maximum	Mean	StdDev
15696	5	0.0677184...	0.2345632...	0.1482348...	0.0287293...

#### SAC09062 - UNEMPLOYMENT RATE-BLACK FEMALES

Type	Numeric (Double)
SAC09062	Proportion Black or African American alone females 16 years and over unemployed, state

			Frequency	% of total	% of valid
Missing	98	geocode missing	5	0.03%	
		Total	5	0.03%	

Valid	Invalid	Minimum	Maximum	Mean	StdDev
15696	5	0.0387275...	0.2178770...	0.1242058...	0.0224428...

#### SAC09063 - UNEMPLOYMENT RATE-AM INDIAN MALES

Type	Numeric (Double)
------	------------------

SAC09063	Proportion American Indian or Alaska native alone males 16 years and over unemployed, state				
----------	---	--	--	--	--

			Frequency	% of total	% of valid
Missing	98	geocode missing	5	0.03%	
		Total	5	0.03%	

Valid	Invalid	Minimum	Maximum	Mean	StdDev
15696	5	0.0265306...	0.2920258...	0.1266183...	0.0314233...

#### SAC09064 - UNEMPLOYMENT RATE-AM INDIAN FEMALES

Type	Numeric (Double)				
SAC09064	Proportion American Indian or Alaska native alone females 16 years and over unemployed, state				

			Frequency	% of total	% of valid
Missing	98	geocode missing	5	0.03%	
		Total	5	0.03%	

Valid	Invalid	Minimum	Maximum	Mean	StdDev
15696	5	0.0072072...	0.2169589...	0.1197378...	0.0301059...

#### SAC09065 - UNEMPLOYMENT RATE-ASIAN/PAC ISL MALES

Type	Numeric (Double)				
SAC09065	Proportion Asian or Pacific Islander alone males 16 years and over unemployed, state				

			Frequency	% of total	% of valid
Missing	98	geocode missing	5	0.03%	
		Total	5	0.03%	

Valid	Invalid	Minimum	Maximum	Mean	StdDev
15696	5	0.0016447...	0.1279904...	0.0541233...	0.0121815...

#### SAC09066 - UNEMPLOYMENT RATE-ASIAN/PAC ISL FEMALES

Type	Numeric (Double)				
SAC09066	Proportion Asian or Pacific Islander alone females 16 years and over unemployed, state				

			Frequency	% of total	% of valid
Missing	98	geocode missing	5	0.03%	
		Total	5	0.03%	

Valid	Invalid	Minimum	Maximum	Mean	StdDev
-------	---------	---------	---------	------	--------

15696	5	0.0276941...	0.0995525...	0.0592609...	0.0102995...
-------	---	--------------	--------------	--------------	--------------

### SAC09067 - UNEMPLOYMENT RATE-OTHER MALES

Type	Numeric (Double)
SAC09067	Proportion some other race alone males 16 years and over unemployed, state

			Frequency	% of total	% of valid
Missing	98	geocode missing	5	0.03%	
		Total	5	0.03%	

Valid	Invalid	Minimum	Maximum	Mean	StdDev
15696	5	0.0228744...	0.1391641...	0.0769411...	0.0200863...

### SAC09068 - UNEMPLOYMENT RATE-OTHER FEMALES

Type	Numeric (Double)
SAC09068	Proportion some other race alone females 16 years and over unemployed, state

			Frequency	% of total	% of valid
Missing	98	geocode missing	5	0.03%	
		Total	5	0.03%	

Valid	Invalid	Minimum	Maximum	Mean	StdDev
15696	5	0.0130151...	0.1581874...	0.1076444...	0.0216595...

### SAC09069 - UNEMPLOYMENT RATE-2-MORE RACES MALES

Type	Numeric (Double)
SAC09069	Proportion two or more races males 16 years and over unemployed, state

			Frequency	% of total	% of valid
Missing	98	geocode missing	5	0.03%	
		Total	5	0.03%	

Valid	Invalid	Minimum	Maximum	Mean	StdDev
15696	5	0.0457656...	0.1770205...	0.1206547...	0.0217140...

### SAC09070 - UNEMPLOYMENT RATE-2-MORE RACES FEMALES

Type	Numeric (Double)
SAC09070	Proportion two or more races females 16 years and over unemployed, state

			Frequency	% of total	% of valid
Missing	98	geocode missing	5	0.03%	
		Total	5	0.03%	

Valid	Invalid	Minimum	Maximum	Mean	StdDev
15696	5	0.0183548...	0.1525523...	0.1123232...	0.0166435...

#### SAC09071 - UNEMPLOYMENT RATE-HISPANIC MALES

Type	Numeric (Double)
SAC09071	Proportion Hispanic or Latino males 16 years and over unemployed, state

			Frequency	% of total	% of valid
Missing	98	geocode missing	5	0.03%	
		Total	5	0.03%	

Valid	Invalid	Minimum	Maximum	Mean	StdDev
15696	5	0.0483784...	0.1347300...	0.0798994...	0.0177626...

#### SAC09072 - UNEMPLOYMENT RATE-HISPANIC FEMALES

Type	Numeric (Double)
SAC09072	Proportion Hispanic or Latino females 16 years and over unemployed, state

			Frequency	% of total	% of valid
Missing	98	geocode missing	5	0.03%	
		Total	5	0.03%	

Valid	Invalid	Minimum	Maximum	Mean	StdDev
15696	5	0.0278069...	0.1494324...	0.1039455...	0.0201183...

#### SAC09073 - UNEMPLOYMENT RATE-WHITE MALES NOT HISP

Type	Numeric (Double)
SAC09073	Proportion White alone not Hispanic or Latino males 16 years and over unemployed, state

			Frequency	% of total	% of valid
Missing	98	geocode missing	5	0.03%	
		Total	5	0.03%	

Valid	Invalid	Minimum	Maximum	Mean	StdDev
15696	5	0.0281840...	0.0961294...	0.0625803...	0.0101132...

#### SAC09074 - UNEMPLOYMENT RATE-WHITE FEMALES NOT HISP

Type	Numeric (Double)
SAC09074	Proportion White alone not Hispanic or Latino females 16 years and over unemployed, state

			Frequency	% of total	% of valid
Missing	98	geocode missing	5	0.03%	



		Total		5	0.03%	
--	--	-------	--	---	-------	--

Valid	Invalid	Minimum	Maximum	Mean	StdDev
15696	5	0.0263754...	0.0783407...	0.0572494...	0.0079105...

#### SAC09075 - PROP EMPL IN AG/FORESTRY/HUNTING/MINING

Type	Numeric (Double)
SAC09075	Proportion of employed 16 years and over in agriculture, forestry, fishing, hunting, and mining, state

			Frequency	% of total	% of valid
Missing	98	geocode missing	5	0.03%	
		Total	5	0.03%	

Valid	Invalid	Minimum	Maximum	Mean	StdDev
15696	5	0.0015317...	0.1168307...	0.0190422...	0.0117214...

#### SAC09076 - PROP EMPL IN CONSTRUCTION

Type	Numeric (Double)
SAC09076	Proportion of employed 16 years and over in construction, state

			Frequency	% of total	% of valid
Missing	98	geocode missing	5	0.03%	
		Total	5	0.03%	

Valid	Invalid	Minimum	Maximum	Mean	StdDev
15696	5	0.0307918...	0.1045897...	0.0753059...	0.0124283...

#### SAC09077 - PROP EMPL IN MANUFACTURING

Type	Numeric (Double)
SAC09077	Proportion of employed 16 years and over in manufacturing, state

			Frequency	% of total	% of valid
Missing	98	geocode missing	5	0.03%	
		Total	5	0.03%	

Valid	Invalid	Minimum	Maximum	Mean	StdDev
15696	5	0.0130932...	0.1951800...	0.1139739...	0.0361228...

#### SAC09078 - PROP EMPL IN WHOLESALE TRADE

Type	Numeric (Double)
SAC09078	Proportion of employed 16 years and over in wholesale trade, state

			Frequency	% of total	% of valid

Missing	98	geocode missing	5	0.03%	
		Total	5	0.03%	

Valid	Invalid	Minimum	Maximum	Mean	StdDev
15696	5	0.0067059...	0.0390264...	0.0321492...	0.0032574...

#### SAC09079 - PROP EMPL IN RETAIL TRADE

Type	Numeric (Double)
SAC09079	Proportion of employed 16 years and over in retail trade, state

			Frequency	% of total	% of valid
Missing	98	geocode missing	5	0.03%	
		Total	5	0.03%	

Valid	Invalid	Minimum	Maximum	Mean	StdDev
15696	5	0.0519411...	0.1367237...	0.1155730...	0.0067079...

#### SAC09080 - PROP TRANSPORT, WAREHOUSING, UTLTS

Type	Numeric (Double)
SAC09080	Proportion of employed 16 years and over in transportation, warehousing, and utilities, state

			Frequency	% of total	% of valid
Missing	98	geocode missing	5	0.03%	
		Total	5	0.03%	

Valid	Invalid	Minimum	Maximum	Mean	StdDev
15696	5	0.0317308...	0.0801192...	0.0512306...	0.0056447...

#### SAC09081 - PROP INFORMATION

Type	Numeric (Double)
SAC09081	Proportion of employed 16 years and over in information, state

			Frequency	% of total	% of valid
Missing	98	geocode missing	5	0.03%	
		Total	5	0.03%	

Valid	Invalid	Minimum	Maximum	Mean	StdDev
15696	5	0.0152415...	0.0449234...	0.0236716...	0.0052693...

#### SAC09082 - PROP EMPL IN FINANCE/INSUR/REAL ESTATE

Type	Numeric (Double)
SAC09082	Proportion of employed 16 years and over in finance, insurance, and real estate, state

			Frequency	% of total	% of valid
Missing	98	geocode missing	5	0.03%	
		Total	5	0.03%	

Valid	Invalid	Minimum	Maximum	Mean	StdDev
15696	5	0.0436376...	0.1045828...	0.0695902...	0.0102402...

#### SAC09083 - PROP PROF, SCI, MGMT, ADMIN, WASTE

Type	Numeric (Double)
SAC09083	Proportion of employed 16 years and over in professional, scientific, management, administrative, and waste management services, state

			Frequency	% of total	% of valid
Missing	98	geocode missing	5	0.03%	
		Total	5	0.03%	

Valid	Invalid	Minimum	Maximum	Mean	StdDev
15696	5	0.0573857...	0.2193640...	0.1010033...	0.0190159...

#### SAC09084 - PROP EDUCATIONAL, HEALTH & SOCIAL SVCS

Type	Numeric (Double)
SAC09084	Proportion of employed 16 years and over in educational, health, and social services, state

			Frequency	% of total	% of valid
Missing	98	geocode missing	5	0.03%	
		Total	5	0.03%	

Valid	Invalid	Minimum	Maximum	Mean	StdDev
15696	5	0.1390581...	0.2621890...	0.2134937...	0.0213089...

#### SAC09085 - PROP ARTS, ENTERTAINMENT, FOOD SVCS

Type	Numeric (Double)
SAC09085	Proportion of employed 16 years and over in arts, entertainment, recreation, and food services, state

			Frequency	% of total	% of valid
Missing	98	geocode missing	5	0.03%	
		Total	5	0.03%	

Valid	Invalid	Minimum	Maximum	Mean	StdDev
15696	5	0.0727901...	0.2393490...	0.0897384...	0.0197910...

#### SAC09086 - PROP OTHER SERVICES

Type	Numeric (Double)
SAC09086	Proportion of employed 16 years and over in other services (does not include public administration), state

			Frequency	% of total	% of valid
Missing	98	geocode missing	5	0.03%	
		Total	5	0.03%	

Valid	Invalid	Minimum	Maximum	Mean	StdDev
15696	5	0.0399972...	0.0827330...	0.0486959...	0.0033953...

#### SAC09087 - PROP EMPL IN PUBLIC ADMIN

Type	Numeric (Double)
SAC09087	Proportion of employed 16 years and over in public administration, state

			Frequency	% of total	% of valid
Missing	98	geocode missing	5	0.03%	
		Total	5	0.03%	

Valid	Invalid	Minimum	Maximum	Mean	StdDev
15696	5	0.0320812...	0.1615118...	0.0465313...	0.0122958...

#### SAC09088 - PROP IN MANAGEMENT, PROF, & RELATED OCCS

Type	Numeric (Double)
SAC09088	Proportion of employed 16 years and over in management, professional, and related occupations, state

			Frequency	% of total	% of valid
Missing	98	geocode missing	5	0.03%	
		Total	5	0.03%	

Valid	Invalid	Minimum	Maximum	Mean	StdDev
15696	5	0.2685931...	0.5584861...	0.3409364...	0.0310925...

#### SAC09089 - PROP EMPL IN SERVICE OCCS

Type	Numeric (Double)
SAC09089	Proportion of employed 16 years and over in service occupations, state

			Frequency	% of total	% of valid
Missing	98	geocode missing	5	0.03%	
		Total	5	0.03%	

Valid	Invalid	Minimum	Maximum	Mean	StdDev
15696	5	0.1505916...	0.2513642...	0.1704160...	0.0136396...

 SAC09090 - PROP SALES AND OFFICE

Type	Numeric (Double)
SAC09090	Proportion of employed 16 years and over in sales and office occupations, state

			Frequency	% of total	% of valid
Missing	98	geocode missing	5	0.03%	
		Total	5	0.03%	

Valid	Invalid	Minimum	Maximum	Mean	StdDev
15696	5	0.1975602...	0.2834514...	0.2563651...	0.0094894...

 SAC09091 - PROP EMPL IN FARM/FORSTRY/FISHING OCCS

Type	Numeric (Double)
SAC09091	Proportion of employed 16 years and over in farming, fishing, and forestry occupations, state

			Frequency	% of total	% of valid
Missing	98	geocode missing	5	0.03%	
		Total	5	0.03%	

Valid	Invalid	Minimum	Maximum	Mean	StdDev
15696	5	6.89E-4	0.0257801...	0.0072536...	0.0042856...

 SAC09092 - PROP CONSTRUCTION, EXTRACT, MAINT

Type	Numeric (Double)
SAC09092	Proportion of employed 16 years and over in construction, extraction, and maintenance occupations, state

			Frequency	% of total	% of valid
Missing	98	geocode missing	5	0.03%	
		Total	5	0.03%	

Valid	Invalid	Minimum	Maximum	Mean	StdDev
15696	5	0.0345132...	0.1503147...	0.0964274...	0.0141758...

 SAC09093 - PROP PRODUCTION, TRANSPORTATION

Type	Numeric (Double)
SAC09093	Proportion of employed 16 years and over in over in production, transportation, and material moving occupations, state

			Frequency	% of total	% of valid
Missing	98	geocode missing	5	0.03%	

		Total		5	0.03%	
--	--	-------	--	---	-------	--

Valid	Invalid	Minimum	Maximum	Mean	StdDev
15696	5	0.0458760...	0.1871584...	0.1286013...	0.0274831...

#### SAC09094 - MEDIAN HOUSEHOLD INCOME

Type	Numeric (Double)
SAC09094	Median household income past 12 months, state
Notes	36800: 36800 and less. 67700: 67700 and greater.

			Frequency	% of total	% of valid
Missing	999998	geocode missing	5	0.03%	
		Total	5	0.03%	

Valid	Invalid	Minimum	Maximum	Mean	StdDev
15696	5	36800	67700	51023.044...	7636.2360...

#### SAC09095 - PROP HHS W/ PUBLIC ASSIST INCOME

Type	Numeric (Double)
SAC09095	Proportion households receiving public assistance income past 12 months, state

			Frequency	% of total	% of valid
Missing	98	geocode missing	5	0.03%	
		Total	5	0.03%	

Valid	Invalid	Minimum	Maximum	Mean	StdDev
15696	5	0.0140178...	0.0631317...	0.0236138...	0.0068391...

#### SAC09096 - MEDIAN FAMILY INCOME

Type	Numeric (Double)
SAC09096	Median family income past 12 months, state
Notes	45700: 45700 and less

			Frequency	% of total	% of valid
Missing	999998	geocode missing	5	0.03%	
		Total	5	0.03%	

Valid	Invalid	Minimum	Maximum	Mean	StdDev
15696	5	45700	80800	61643.055...	8175.4665...

#### SAC09097 - PROP FAMILIES W/ INCOME < \$15,000

Type	Numeric (Double)
------	------------------

SAC09097	Proportion families with incomes less than \$15K past 12 months, state
----------	--

			Frequency	% of total	% of valid
Missing	98	geocode missing	5	0.03%	
		Total	5	0.03%	

Valid	Invalid	Minimum	Maximum	Mean	StdDev
15696	5	0.0425750...	0.1386414...	0.0821318...	0.0191769...

#### SAC09098 - PROP FAMILIES W/ INCOME < \$25,000

Type	Numeric (Double)
SAC09098	Proportion families with incomes less than \$25K past 12 months, state

			Frequency	% of total	% of valid
Missing	98	geocode missing	5	0.03%	
		Total	5	0.03%	

Valid	Invalid	Minimum	Maximum	Mean	StdDev
15696	5	0.0941146...	0.2692569...	0.1690536...	0.0353794...

#### SAC09099 - PROP FAMILIES W/ INCOME \$50,000+

Type	Numeric (Double)
SAC09099	Proportion families with incomes greater than \$50K past 12 months, state

			Frequency	% of total	% of valid
Missing	98	geocode missing	5	0.03%	
		Total	5	0.03%	

Valid	Invalid	Minimum	Maximum	Mean	StdDev
15696	5	0.4585574...	0.7353441...	0.5955056...	0.0609585...

#### SAC09100 - PROP FAMILIES W/ INCOME \$75,000+

Type	Numeric (Double)
SAC09100	Proportion families with incomes greater than \$75K past 12 months, state

			Frequency	% of total	% of valid
Missing	98	geocode missing	5	0.03%	
		Total	5	0.03%	

Valid	Invalid	Minimum	Maximum	Mean	StdDev
15696	5	0.2599948...	0.5598998...	0.3940325...	0.0691147...

#### SAC09101 - PER CAPITA INCOME

Type	Numeric (Double)
------	------------------

SAC09101	Per capita income past 12 months, state
Notes	19550: 19550 and less. 36450: 36450 and greater.

			Frequency	% of total	% of valid
Missing	999998	geocode missing	5	0.03%	
		Total	5	0.03%	

Valid	Invalid	Minimum	Maximum	Mean	StdDev
15696	5	19550	36450	26431.062...	3361.8477...

#### SAC09102 - MEDIAN EARNINGS 16+

Type	Numeric (Double)
SAC09102	Median earnings 16 years and over past 12 months, state
Notes	22400: 22400 and less

			Frequency	% of total	% of valid
Missing	999998	geocode missing	5	0.03%	
		Total	5	0.03%	

Valid	Invalid	Minimum	Maximum	Mean	StdDev
15696	5	22400	37550	28751.213...	3107.6040...

#### SAC09103 - MEDIAN EARNINGS MALES 16+

Type	Numeric (Double)
SAC09103	Median earnings males 16 years and over past 12 months, state
Notes	28150: 28150 and less

			Frequency	% of total	% of valid
Missing	999998	geocode missing	5	0.03%	
		Total	5	0.03%	

Valid	Invalid	Minimum	Maximum	Mean	StdDev
15696	5	28150	44900	34270.049...	3402.7593...

#### SAC09104 - MEDIAN EARNINGS FEMALES 16+

Type	Numeric (Double)
SAC09104	Median earnings females 16 years and over in past 12 months, state
Notes	17550: 17550 and less. 30600: 30600 and greater.

			Frequency	% of total	% of valid
Missing	999998	geocode missing	5	0.03%	
		Total	5	0.03%	



Valid	Invalid	Minimum	Maximum	Mean	StdDev
15696	5	17550	30600	23476.430...	2830.8036...

#### SAC09105 - PROP PERSONS < POV LEVEL

Type	Numeric (Double)
SAC09105	Proportion population below the poverty level in past 12 months, state

			Frequency	% of total	% of valid
Missing	98	geocode missing	5	0.03%	
		Total	5	0.03%	

Valid	Invalid	Minimum	Maximum	Mean	StdDev
15696	5	0.0774078...	0.2141493...	0.1401960...	0.0257416...

#### SAC09106 - PROP FAMILIES < POV LEVEL

Type	Numeric (Double)
SAC09106	Proportion families below the poverty level in past 12 months, state

			Frequency	% of total	% of valid
Missing	98	geocode missing	5	0.03%	
		Total	5	0.03%	

Valid	Invalid	Minimum	Maximum	Mean	StdDev
15696	5	0.0503068...	0.1697459...	0.1036681...	0.0228418...

#### SAC09107 - PROP HOUSEHOLDS < POV LEVEL

Type	Numeric (Double)
SAC09107	Proportion households below the poverty level in past 12 months, state

			Frequency	% of total	% of valid
Missing	98	geocode missing	5	0.03%	
		Total	5	0.03%	

Valid	Invalid	Minimum	Maximum	Mean	StdDev
15696	5	0.0794117...	0.2073453...	0.1332080...	0.0252740...

#### SAC09108 - PROP SAME SEX UNMARRIED PARTNERS

Type	Numeric (Double)
SAC09108	Proportion households headed by same sex unmarried partners , state

			Frequency	% of total	% of valid
Missing	98	geocode missing	5	0.03%	
		Total	5	0.03%	

Valid	Invalid	Minimum	Maximum	Mean	StdDev
15696	5	0.0029433...	0.0164005...	0.0060600...	0.0013601...

#### SAC09109 - PROP OPPOSITE SEX UNMARRIED PARTNERS

Type	Numeric (Double)
SAC09109	Proportion households headed by opposite sex unmarried partners, state

			Frequency	% of total	% of valid
Missing	98	geocode missing	5	0.03%	
		Total	5	0.03%	

Valid	Invalid	Minimum	Maximum	Mean	StdDev
15696	5	0.0310414...	0.0747639...	0.0485145...	0.0061425...

#### SAC09110 - PROP MALES AGED 18-19 NEV MARRIED

Type	Numeric (Double)
SAC09110	Proportion males ages 18 and 19 never married, state

			Frequency	% of total	% of valid
Missing	98	geocode missing	5	0.03%	
		Total	5	0.03%	

Valid	Invalid	Minimum	Maximum	Mean	StdDev
15696	5	0.9646903...	0.9942027...	0.9812017...	0.0066010...

#### SAC09111 - PROP MALES AGED 20-24 NEV MARRIED

Type	Numeric (Double)
SAC09111	Proportion males ages 20 to 24 never married, state

			Frequency	% of total	% of valid
Missing	98	geocode missing	5	0.03%	
		Total	5	0.03%	

Valid	Invalid	Minimum	Maximum	Mean	StdDev
15696	5	0.7349755...	0.9622178...	0.8764049...	0.0359570...

#### SAC09112 - PROP FEMALES AGED 18-19 NEV MARRIED

Type	Numeric (Double)
SAC09112	Proportion females ages 18 and 19 never married, state

			Frequency	% of total	% of valid
Missing	98	geocode missing	5	0.03%	
		Total	5	0.03%	

Valid	Invalid	Minimum	Maximum	Mean	StdDev
15696	5	0.9196912...	0.9899354...	0.9586453...	0.0170416...

#### SAC09113 - PROP FEMALES AGED 20-24 NEV MARRIED

Type	Numeric (Double)
SAC09113	Proportion females ages 20 to 24 never married, state

			Frequency	% of total	% of valid
Missing	98	geocode missing	5	0.03%	
		Total	5	0.03%	

Valid	Invalid	Minimum	Maximum	Mean	StdDev
15696	5	0.5906102...	0.9382026...	0.7893908...	0.0553919...

#### SAC09114 - PROP HOUSING UNITS VACANT

Type	Numeric (Double)
SAC09114	Proportion housing units vacant, state

			Frequency	% of total	% of valid
Missing	98	geocode missing	5	0.03%	
		Total	5	0.03%	

Valid	Invalid	Minimum	Maximum	Mean	StdDev
15696	5	0.0762984...	0.2214383...	0.1185453...	0.0285971...

#### SAC09115 - PROP OCC H UNITS THAT ARE OWNER-OCC

Type	Numeric (Double)
SAC09115	Proportion occupied units owner occupied, state

			Frequency	% of total	% of valid
Missing	98	geocode missing	5	0.03%	
		Total	5	0.03%	

Valid	Invalid	Minimum	Maximum	Mean	StdDev
15696	5	0.4509598...	0.7485510...	0.6651340...	0.0540052...

#### SAC09116 - AVERAGE HOUSEHOLD SIZE OF UNITS

Type	Numeric (Double)
SAC09116	Average household size of occupied units, state
Notes	3: 3 and greater

			Frequency	% of total	% of valid
Missing	98	geocode missing	5	0.03%	

		Total		5	0.03%	
--	--	-------	--	---	-------	--

Valid	Invalid	Minimum	Maximum	Mean	StdDev
15696	5	2	3	2.6304472...	0.2227373...

#### SAC09117 - MEDIAN YEAR HOUSING UNITS BUILT

Type	Numeric (Double)
SAC09117	Median year housing unit structures built, state
Notes	1956: 1956 and earlier. 1984: 1984 and later

			Frequency	% of total	% of valid
Missing	99998	geocode missing	5	0.03%	
		Total	5	0.03%	

Valid	Invalid	Minimum	Maximum	Mean	StdDev
15696	5	1956	1984	1973.1522...	8.0466677...

#### SAC09118 - MEDIAN YEAR MOVED INTO UNITS

Type	Numeric (Double)
SAC09118	Median year householders moved into units, state
Notes	1998: 1998 and earlier. 2002: 2002 and later

			Frequency	% of total	% of valid
Missing	99998	geocode missing	5	0.03%	
		Total	5	0.03%	

Valid	Invalid	Minimum	Maximum	Mean	StdDev
15696	5	1998	2002	2000.8168...	1.0035857...

#### SAC09119 - PROP OCC H UNITS W/O TELEPHONE

Type	Numeric (Double)
SAC09119	Proportion occupied units with no telephone service available, state

			Frequency	% of total	% of valid
Missing	98	geocode missing	5	0.03%	
		Total	5	0.03%	

Valid	Invalid	Minimum	Maximum	Mean	StdDev
15696	5	0.0236327...	0.0749468...	0.0437975...	0.0118173...

#### SAC09120 - PROP UNITS WITH NO VEHICLES

Type	Numeric (Double)
SAC09120	Proportion occupied units with no vehicles available, state

			Frequency	% of total	% of valid
Missing	98	geocode missing	5	0.03%	
		Total	5	0.03%	

Valid	Invalid	Minimum	Maximum	Mean	StdDev
15696	5	0.0366305...	0.3551688...	0.0856153...	0.0489087...

#### SAC09121 - PROP OCC H UNITS W/O COMPLETE PLUMBING

Type	Numeric (Double)
SAC09121	Proportion units lacking complete plumbing facilities , state

			Frequency	% of total	% of valid
Missing	98	geocode missing	5	0.03%	
		Total	5	0.03%	

Valid	Invalid	Minimum	Maximum	Mean	StdDev
15696	5	0.0077567...	0.1013433...	0.0173117...	0.0084955...

#### SAC09122 - PROP H UNITS W/O COMPLETE KITCHEN FACIL

Type	Numeric (Double)
SAC09122	Proportion units lacking complete kitchen facilities, state

			Frequency	% of total	% of valid
Missing	98	geocode missing	5	0.03%	
		Total	5	0.03%	

Valid	Invalid	Minimum	Maximum	Mean	StdDev
15696	5	0.0114572...	0.0931773...	0.0256718...	0.0087514...

#### SAC09123 - MEDIAN CONTRACT RENT RENTER-OCC H UNITS

Type	Numeric (Double)
SAC09123	Median contract rent for renteroccupied units paying cash rent, state
Notes	385: 385 and less. 1000: 1000 and greater.

			Frequency	% of total	% of valid
Missing	99998	geocode missing	5	0.03%	
		Total	5	0.03%	

Valid	Invalid	Minimum	Maximum	Mean	StdDev
15696	5	385	1000	677.65927...	189.07451...

#### SAC09124 - MEDIAN VALUE OF OWNER-OCC HOUSING UNITS

Type	Numeric (Double)
------	------------------

SAC09124	Median value for specified owner-occupied units, state
Notes	440500: 440500 and greater.

			Frequency	% of total	% of valid
Missing	9999998	geocode missing	5	0.03%	
		Total	5	0.03%	

Valid	Invalid	Minimum	Maximum	Mean	StdDev
15696	5	91500	440500	218467.02...	117679.62...

#### SAC09125 - PROP 3+ ENROLLED IN PRE-ELEM AND ELEM

Type	Numeric (Double)
SAC09125	Proportion population enrolled in pre-elementary and elementary education, state

			Frequency	% of total	% of valid
Missing	98	geocode missing	5	0.03%	
		Total	5	0.03%	

Valid	Invalid	Minimum	Maximum	Mean	StdDev
15696	5	0.0677699...	0.1111336...	0.0866025...	0.0067332...

#### SAC09126 - PROP 3+ ENROLLED IN MID OR HIGH SCHOOL

Type	Numeric (Double)
SAC09126	Proportion population enrolled in mid or high school education, state

			Frequency	% of total	% of valid
Missing	98	geocode missing	5	0.03%	
		Total	5	0.03%	

Valid	Invalid	Minimum	Maximum	Mean	StdDev
15696	5	0.0917825...	0.1350313...	0.1167368...	0.0067913...

#### SAC09127 - PROP 3+ IN COLLEGE, GRAD, OR PROF ED

Type	Numeric (Double)
SAC09127	Proportion population enrolled in college, graduate or professional education, state

			Frequency	% of total	% of valid
Missing	98	geocode missing	5	0.03%	
		Total	5	0.03%	

Valid	Invalid	Minimum	Maximum	Mean	StdDev
15696	5	0.0555298...	0.1090275...	0.0727965...	0.0071864...



Type	Numeric (Double)
SAC09128	Proportion using car, truck, or van, state

			Frequency	% of total	% of valid
Missing	98	geocode missing	5	0.03%	
		Total	5	0.03%	

Valid	Invalid	Minimum	Maximum	Mean	StdDev
15696	5	0.4384836...	0.9468914...	0.8736876...	0.0717082...



Type	Numeric (Double)
SAC09129	Proportion using public transportation (excluding taxicab), state

			Frequency	% of total	% of valid
Missing	98	geocode missing	5	0.03%	
		Total	5	0.03%	

Valid	Invalid	Minimum	Maximum	Mean	StdDev
15696	5	0.0040175...	0.3710975...	0.0432131...	0.0584863...



Type	Numeric (Double)
SAC09130	Proportion bicycle, state

			Frequency	% of total	% of valid
Missing	98	geocode missing	5	0.03%	
		Total	5	0.03%	

Valid	Invalid	Minimum	Maximum	Mean	StdDev
15696	5	0.0010801...	0.0193106...	0.0048612...	0.0032917...



Type	Numeric (Double)
SAC09131	Proportion walked, state

			Frequency	% of total	% of valid
Missing	98	geocode missing	5	0.03%	
		Total	5	0.03%	

Valid	Invalid	Minimum	Maximum	Mean	StdDev
15696	5	0.0131098...	0.1129721...	0.0267620...	0.0117671...



Type	Numeric (Double)
SAC09132	Proportion using taxicab, motorcycle, or other means, state

			Frequency	% of total	% of valid
Missing	98	geocode missing	5	0.03%	
		Total	5	0.03%	

Valid	Invalid	Minimum	Maximum	Mean	StdDev
15696	5	0.0076467...	0.0362915...	0.0122746...	0.0030336...



Type	Numeric (Double)
NCA10136	Mean Daily Minimum Temperature
Notes	19.3: 19.3 and less. 72.5: 72.5 and greater.

			Frequency	% of total	% of valid
Missing	998	geocode missing	5	0.03%	
		Total	5	0.03%	

Valid	Invalid	Minimum	Maximum	Mean	StdDev
15696	5	19.3	72.5	48.652248...	8.4559985...



Type	Numeric (Double)
NCA10135	Mean Daily Maximum Temperature

			Frequency	% of total	% of valid
Missing	998	geocode missing	5	0.03%	
		Total	5	0.03%	

Valid	Invalid	Minimum	Maximum	Mean	StdDev
15696	5	42.9	89.5	69.004160...	8.3662257...



Type	Numeric (Double)
NCA10133	Mean Number of Days with Temperatures <=32 Degrees F

			Frequency	% of total	% of valid
Missing	9998	geocode missing	5	0.03%	
		Total	5	0.03%	

Valid	Invalid	Minimum	Maximum	Mean	StdDev
-------	---------	---------	---------	------	--------



15696	5	0	277.7	67.026586...	53.684438...
-------	---	---	-------	--------------	--------------

### NCA10134 - MEAN COUNT OF DAYS WITH TEMP>=90F

Type	Numeric (Double)
NCA10134	Mean Number of Days with Temperatures >=90 Degrees F

			Frequency	% of total	% of valid
Missing	9998	geocode missing	5	0.03%	
		Total	5	0.03%	

Valid	Invalid	Minimum	Maximum	Mean	StdDev
15696	5	0	183	38.243055...	37.088574...

### NCA10137 - MEAN TOTAL PRECIPITATION

Type	Numeric (Double)
NCA10137	Mean Total Precipitation
Notes	3.17: 3.17 and less. 143.3: 143.3 and greater.

			Frequency	% of total	% of valid
Missing	9998	geocode missing	5	0.03%	
		Total	5	0.03%	

Valid	Invalid	Minimum	Maximum	Mean	StdDev
15696	5	3.17	143.3	38.617849...	14.999805...

### NCA10138 - MEAN TOTAL SNOWFALL

Type	Numeric (Double)
NCA10138	Mean Total Snowfall
Notes	175: 175 and greater.

			Frequency	% of total	% of valid
Missing	9998	geocode missing	5	0.03%	
		Total	5	0.03%	

Valid	Invalid	Minimum	Maximum	Mean	StdDev
15696	5	0	175	16.834352...	24.203261...