

## Parents (2015-2017) Wave 1 Parent Family Roster

Title	Parents (2015-2017) Wave 1 Parent Family Roster
File Name	rparent2.sas7bdat
Case Quantity	9458
Variable Count	70

### MEMBRNUM - INDEX # FAMILY MEMBER-P2

Type	Numeric (Double)
MEMBRNUM	INDEX # OF FAMILY MEMBER-P2

Valid	Invalid	Minimum	Maximum	Mean	StdDev
9458	0	1	16	3.0563544...	1.9537034...

### FAMID - ADD HEALTH FAMID

Type	Text
FAMID	ADD HEALTH FAMID

		Frequency	% of total	% of valid
Missing	.	7135	75.44%	
Total		7,135	75.44%	

Valid	Invalid	Minimum	Maximum	Mean	StdDev
2323	7135	1003	3784	2347.3521...	811.87417...

### ROST\_AID - AHSM AID WITHIN IN FAMILY ROSTER-P2

Type	Text
Constraints	Maximum Length: 8
ROST_AID	AHSM AID WITHIN FAMILY ROSTER-P2

Valid	Invalid	Maximum
9458	0	99719978

### TOTHHMEM - TOT HH MEMBERS AND CHILDREN-P2

Type	Numeric (Double)
TOTHHMEM	TOT HH MEMBERS AND CHILDREN-P2

Valid	Invalid	Minimum	Maximum	Mean	StdDev
-------	---------	---------	---------	------	--------

9458	0	1	16	5.1127088...	2.2727205...
------	---	---	----	--------------	--------------

 MEMBRTYP - ROSTER MEMBER TYPE-P2

Type	Code
Measurement Unit	numeric
MEMBRTYP	ROSTER MEMBER TYPE-P2

			Frequency	% of total	% of valid
Valid	AHSM	AHSM	2753	29.11%	29.11%
	CHILD	CHILD	4349	45.98%	45.98%
	OTHER	OTHER	878	9.28%	9.28%
	SPART	SPART	1478	15.63%	15.63%
		Total	9,458	100%	100%

Valid	Invalid
9458	0

 P2HR10A - S4Q10A SEX OF HH MEMBER-P2

Type	Code
Measurement Unit	numeric
P2HR10A	Is [HR_FIRSTNAME] male or female?

			Frequency	% of total	% of valid
Valid	1	male	2246	23.75%	73.76%
	2	female	799	8.45%	26.24%
	Total		3,045	32.19%	100%
Missing	6	refuse	7	0.07%	
	7	legitimate skip	6406	67.73%	
	Total		6,413	67.81%	

Valid	Invalid	Minimum	Maximum
3045	6413	1	2

 P2HR10B - S4Q10B AGE OF HH MEMBER-P2

Type	Numeric (Double)
Description	Value 94: greater than or equal to 94.
P2HR10B	How old is [HR_FIRSTNAME]?

			Frequency	% of total	% of valid
--	--	--	-----------	------------	------------

Missing	996	refuse	7	0.07%	
	997	legitimate skip	6406	67.73%	
	998	don't know	3	0.03%	
		Total	6,416	67.84%	

Valid	Invalid	Minimum	Maximum	Mean	StdDev
3042	6416	0	94	46.265285...	22.956966...



Type	Code
Measurement Unit	numeric
P2HR10C	About how old is [HR_FIRSTNAME]?

			Frequency	% of total	% of valid
Valid	96	refuse	1	0.01%	0.01%
	97	legitimate skip	9455	99.97%	99.98%
	98	don't know	1	0.01%	0.01%
		Total	9,457	99.99%	100%
Missing	.	missing	1	0.01%	
		Total	1	0.01%	

Valid	Invalid	Minimum	Maximum
9457	1	96	98



Type	Code
Measurement Unit	numeric
P2HR10D	What is [HR_FIRSTNAME]'s relationship to you?

	Frequency	% of total	% of valid
--	-----------	------------	------------

Valid	1	husband/wife/spouse	1441	15.24%	47.31%
	2	partner/boyfriend/girlfriend	88	0.93%	2.89%
	3	son/daughter	688	7.27%	22.59%
	4	son/daughter of spouse/partner/boyfriend/girlfriend	13	0.14%	0.43%
	6	grandson/granddaughter	491	5.19%	16.12%
	7	father/mother	65	0.69%	2.13%
	10	father in-law/mother in-law	12	0.13%	0.39%
	11	partner/boyfriend/girlfriend's mother/father/partner of mother/father	3	0.03%	0.1%
	16	brother/sister	41	0.43%	1.35%
	18	nephew/niece	23	0.24%	0.76%
	20	other relative	27	0.29%	0.89%
	21	non-relative	78	0.82%	2.56%
	22	spouse/partner of son/daughter	76	0.8%	2.5%
			Total	3,046	32.21%
Missing	96	refuse	6	0.06%	
	97	legitimate skip	6406	67.73%	
		Total	6,412	67.79%	

Valid	Invalid	Minimum	Maximum
3046	6412	1	22



Type	Code
Measurement Unit	numeric
P2HR10E	Which description best fits [HR_FIRSTNAME]'s relationship to you?

			Frequency	% of total	% of valid
Valid	1	biological son/daughter	641	6.78%	85.13%
	2	adopted/foster son/daughter	40	0.42%	5.31%
	3	step son/daughter	5	0.05%	0.66%
	6	biological/adoptive father/mother	64	0.68%	8.5%
	11	other	3	0.03%	0.4%
		Total	753	7.96%	100%
Missing	97	legitimate skip	8705	92.04%	
		Total	8,705	92.04%	

Valid	Invalid	Minimum	Maximum
-------	---------	---------	---------

753	8705	1	11
-----	------	---	----

P2HR10F - S4Q10F HH MEM RELATION TO S/P-P2

Type	Code
Measurement Unit	numeric
P2HR10F	What is [HR_FIRSTNAME]'s relationship to [SPOUSE/PARTNER]?

			Frequency	% of total	% of valid
Valid	1	son/daughter	359	3.8%	45.1%
	2	son/daughter of spouse	38	0.4%	4.77%
	3	son/daughter of partner/boyfriend/girlfriend	6	0.06%	0.75%
	4	grandson/granddaughter	263	2.78%	33.04%
	6	father/mother's spouse/partner	7	0.07%	0.88%
	8	father in-law/mother in-law	27	0.29%	3.39%
	9	husband/wife/partner/boyfriend/girlfriend's mother/father/partner of mother/father	6	0.06%	0.75%
	14	brother/sister	4	0.04%	0.5%
	16	nephew/niece	9	0.1%	1.13%
	18	other relative	23	0.24%	2.89%
	19	non-relative	18	0.19%	2.26%
	20	spouse/partner of son/daughter	36	0.38%	4.52%
Total			796	8.42%	100%
Missing	96	refuse	4	0.04%	
	97	legitimate skip	8658	91.54%	
Total			8,662	91.58%	

Valid	Invalid	Minimum	Maximum
796	8662	1	20

P2HR10G - S4Q10G HH MEM BEST RELN TO S/P-P2

Type	Code
Measurement Unit	numeric
P2HR10G	Which description best fits [HR_FIRSTNAME HR_LASTNAME]'s relationship to [SPOUSE/PARTNER]?

			Frequency	% of total	% of valid
--	--	--	-----------	------------	------------

Valid	1	biological son/daughter	317	3.35%	82.34%
	2	adopted/foster son/daughter	38	0.4%	9.87%
	3	step son/daughter	17	0.18%	4.42%
	6	biological father/mother	9	0.1%	2.34%
	11	other	4	0.04%	1.04%
		Total	385	4.07%	100%
Missing	97	legitimate skip	9073	95.93%	
		Total	9,073	95.93%	

Valid	Invalid	Minimum	Maximum
385	9073	1	11

P2WP0A - S7Q0A GET ALONG WITH AHSM-P2

Type	Code
Measurement Unit	numeric
P2WP0A	You get along well with [AHSM FIRST NAME].

			Frequency	% of total	% of valid
Valid	1	always	1729	18.28%	62.9%
	2	often	748	7.91%	27.21%
	3	sometimes	213	2.25%	7.75%
	4	seldom	40	0.42%	1.46%
	5	never	19	0.2%	0.69%
		Total	2,749	29.07%	100%
Missing	96	refuse	2	0.02%	
	97	legitimate skip	6705	70.89%	
	98	don't know	2	0.02%	
		Total	6,709	70.93%	

Valid	Invalid	Minimum	Maximum
2749	6709	1	5


P2WP0B - S7Q0B UNDERSTAND AHSM-P2

Type	Code
Measurement Unit	numeric
P2WP0B	You just do not understand [AHSM FIRST NAME].

			Frequency	% of total	% of valid
--	--	--	-----------	------------	------------

Valid	1	always	140	1.48%	5.09%
	2	often	204	2.16%	7.42%
	3	sometimes	828	8.75%	30.13%
	4	seldom	911	9.63%	33.15%
	5	never	665	7.03%	24.2%
		Total	2,748	29.05%	100%
Missing	96	refuse	3	0.03%	
	97	legitimate skip	6705	70.89%	
	98	don't know	2	0.02%	
		Total	6,710	70.95%	

Valid	Invalid	Minimum	Maximum
2748	6710	1	5



Type	Code
Measurement Unit	numeric
P2WPOC	You feel you can really trust [AHSM FIRST NAME].

			Frequency	% of total	% of valid
Valid	1	always	2065	21.83%	75.06%
	2	often	324	3.43%	11.78%
	3	sometimes	238	2.52%	8.65%
	4	seldom	74	0.78%	2.69%
	5	never	50	0.53%	1.82%
		Total	2,751	29.09%	100%
Missing	96	refuse	2	0.02%	
	97	legitimate skip	6705	70.89%	
		Total	6,707	70.91%	

Valid	Invalid	Minimum	Maximum
2751	6707	1	5



Type	Code
Measurement Unit	numeric
P2WPOD	How much do you fight or argue with [AHSM FIRST NAME]?

			Frequency	% of total	% of valid
--	--	--	-----------	------------	------------

Valid	1	a lot	59	0.62%	2.15%
	2	some	312	3.3%	11.36%
	3	a little	936	9.9%	34.07%
	4	not at all	1440	15.23%	52.42%
		Total	2,747	29.04%	100%
Missing	96	refuse	3	0.03%	
	97	legitimate skip	6705	70.89%	
	98	don't know	3	0.03%	
		Total	6,711	70.96%	

Valid	Invalid	Minimum	Maximum
2747	6711	1	4

### 

Type	Code
Measurement Unit	numeric
P2WP3A	Is [CHILD_FIRST_NAME CHILD_LAST_NAME] male or female?

			Frequency	% of total	% of valid
Valid	1	male	3516	37.17%	49.6%
	2	female	3572	37.77%	50.4%
		Total	7,088	74.94%	100%
Missing	6	refuse	6	0.06%	
	7	legitimate skip	2356	24.91%	
	8	don't know	8	0.08%	
		Total	2,370	25.06%	

Valid	Invalid	Minimum	Maximum
7088	2370	1	2

### 

Type	Code
Measurement Unit	numeric
P2WP3B	What is [CHILD_FIRST_NAME LAST_NAME]'s relationship to you?

	Frequency	% of total	% of valid
--	-----------	------------	------------



Valid	1	Biological [son/daughter]	6045	63.91%	85.25%
	2	Adopted [son/daughter]	137	1.45%	1.93%
	3	Step [son/daughter]	802	8.48%	11.31%
	4	Son/Daughter of spouse/partner (BUT NOT YOUR BIOLOGICAL, ADOPTED, OR STEP CHILD)	74	0.78%	1.04%
	6	Other (specify)	33	0.35%	0.47%
		Total	7,091	74.97%	100%
Missing	96	refuse	5	0.05%	
	97	legitimate skip	2356	24.91%	
	98	don't know	6	0.06%	
		Total	2,367	25.03%	

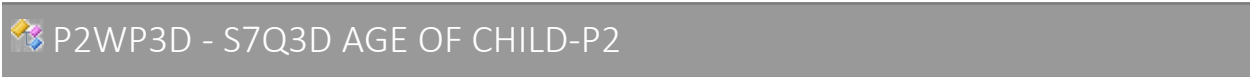
Valid	Invalid	Minimum	Maximum
7091	2367	1	6



Type	Code
Measurement Unit	numeric
P2WP3C	What is his/her relationship to [spouse/partner]?

			Frequency	% of total	% of valid
Valid	1	Biological [son/daughter]	3498	36.98%	72.71%
	2	Adopted [son /daughter]	157	1.66%	3.26%
	3	Step [son/daughter]	925	9.78%	19.23%
	4	[son/daughter] of the spouse partner (BUT NOT [spouse/partner's] BIOLOGICAL, ADOPTED, OR STEP CHILD)	174	1.84%	3.62%
	6	OTHER	57	0.6%	1.18%
		Total	4,811	50.87%	100%
Missing	96	refuse	2	0.02%	
	97	legitimate skip	4645	49.11%	
		Total	4,647	49.13%	

Valid	Invalid	Minimum	Maximum
4811	4647	1	6



Type	Numeric (Double)
------	------------------

Description	Value 1: less than or equal to 1.
P2WP3D	Could you tell me how old [child] is? What is your best estimate?

			Frequency	% of total	% of valid
Missing	96	refuse	10	0.11%	
	97	legitimate skip	2356	24.91%	
	98	don't know	34	0.36%	
Total			2,400	25.38%	

Valid	Invalid	Minimum	Maximum	Mean	StdDev
7058	2400	1	61	36.360300...	6.6548414...

 P2WP3E - S7Q3E CHILD IN RELATIONSHIP-P2

Type	Code
Measurement Unit	numeric
P2WP3E	Is [child] married, living with a romantic partner, or neither?

			Frequency	% of total	% of valid
Valid	1	Married	3746	39.61%	53.68%
	2	Living with a romantic partner	929	9.82%	13.31%
	3	Neither married nor living with a romantic partner	2303	24.35%	33%
Total			6,978	73.78%	100%
Missing	6	refuse	21	0.22%	
	7	legitimate skip	2390	25.27%	
	8	don't know	69	0.73%	
Total			2,480	26.22%	

Valid	Invalid	Minimum	Maximum
6978	2480	1	3

 P2WP3F - S7Q3F CHILD'S TOTAL CHILDREN-P2

Type	Numeric (Double)
Description	Value 11: greater than or equal to 11.
P2WP3F	How many living children does he/she have?

			Frequency	% of total	% of valid
Missing	96	refuse	22	0.23%	
	97	legitimate skip	2379	25.15%	
	98	don't know	56	0.59%	
Total			2,457	25.98%	

Valid	Invalid	Minimum	Maximum	Mean	StdDev
7001	2457	0	11	1.5797743...	1.4366476...



Type	Code
Measurement Unit	numeric
P2WP3G	What is the highest grade or year of school that [child] has completed?

			Frequency	% of total	% of valid
Valid	1	no formal education	28	0.3%	0.4%
	2	grades 1-11	553	5.85%	7.95%
	3	high school graduate/GED	2088	22.08%	30.01%
	4	some college	1725	18.24%	24.8%
	5	completed college (bachelor's degree)	1691	17.88%	24.31%
	6	post college	872	9.22%	12.53%
		Total	6,957	73.56%	100%
Missing	96	refuse	25	0.26%	
	97	legitimate skip	2356	24.91%	
	98	don't know	120	1.27%	
		Total	2,501	26.44%	

Valid	Invalid	Minimum	Maximum
6957	2501	1	6



Type	Code
Measurement Unit	numeric
P2WP3H	How often are you and [child] in contact either in person, on the phone, by letters, email, video chatting, online messaging or texting?

			Frequency	% of total	% of valid
Valid	1	never	268	2.83%	3.8%
	2	once a year or less	104	1.1%	1.47%
	3	a few times a year	319	3.37%	4.52%
	4	once or twice a month	989	10.46%	14.01%
	5	once or twice a week	2124	22.46%	30.08%
	6	almost every day	1255	13.27%	17.77%
	7	daily or more than once a day	2002	21.17%	28.35%
		Total	7,061	74.66%	100%

Missing	96	refuse	21	0.22%	
	97	legitimate skip	2356	24.91%	
	98	don't know	20	0.21%	
		Total	2,397	25.34%	

Valid	Invalid	Minimum	Maximum
7061	2397	1	7

P2WP3J - S7Q3J HOW CLOSE TO CHILD-P2

Type	Code
Measurement Unit	numeric
P2WP3J	How close do you feel to [child]?

			Frequency	% of total	% of valid
Valid	1	not at all close	285	3.01%	4.03%
	2	not very close	267	2.82%	3.78%
	3	somewhat close	861	9.1%	12.19%
	4	quite close	1314	13.89%	18.6%
	5	very close	4337	45.86%	61.4%
		Total	7,064	74.69%	100%
Missing	96	refuse	21	0.22%	
	97	legitimate skip	2356	24.91%	
	98	don't know	17	0.18%	
		Total	2,394	25.31%	

Valid	Invalid	Minimum	Maximum
7064	2394	1	5

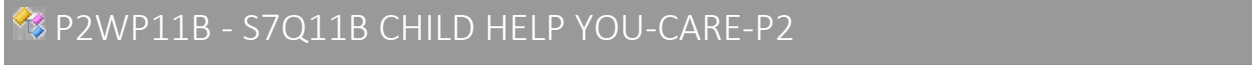
P2WP11A - S7Q11A CHILD HELP YOU-CHORES-P2

Type	Code
Measurement Unit	numeric
P2WP11A	. . . activities like transportation, errands or chores around the house in the next 12 months?

			Frequency	% of total	% of valid
Valid	1	not at all	1623	17.16%	23%
	2	a little	684	7.23%	9.69%
	3	some	866	9.16%	12.27%
	4	pretty much	1515	16.02%	21.47%
	5	a great deal	2369	25.05%	33.57%
		Total	7,057	74.61%	100%

Missing	96	refuse	23	0.24%	
	97	legitimate skip	2356	24.91%	
	98	don't know	22	0.23%	
		Total	2,401	25.39%	


Valid	Invalid	Minimum	Maximum
7057	2401	1	5



Type	Code
Measurement Unit	numeric
P2WP11B	. . . eating, dressing, or other hands on care?

			Frequency	% of total	% of valid
Valid	1	not at all	2075	21.94%	29.42%
	2	a little	765	8.09%	10.85%
	3	some	1022	10.81%	14.49%
	4	pretty much	1349	14.26%	19.13%
	5	a great deal	1841	19.47%	26.11%
		Total	7,052	74.56%	100%
Missing	96	refuse	24	0.25%	
	97	legitimate skip	2356	24.91%	
	98	don't know	26	0.27%	
		Total	2,406	25.44%	

Valid	Invalid	Minimum	Maximum
7052	2406	1	5



Type	Code
Measurement Unit	numeric
P2WP11C	. . . living expenses by giving or loaning you money?

			Frequency	% of total	% of valid
Valid	1	not at all	2143	22.66%	30.46%
	2	a little	994	10.51%	14.13%
	3	some	1149	12.15%	16.33%
	4	pretty much	1238	13.09%	17.6%
	5	a great deal	1512	15.99%	21.49%
		Total	7,036	74.39%	100%

Missing	96	refuse	28	0.3%	
	97	legitimate skip	2356	24.91%	
	98	don't know	38	0.4%	
		Total	2,422	25.61%	

Valid	Invalid	Minimum	Maximum
7036	2422	1	5



Type	Code
Measurement Unit	numeric
P2WP11D	. . . ongoing help with child care for several months?

			Frequency	% of total	% of valid
Valid	1	not at all	135	1.43%	6.79%
	2	a little	113	1.19%	5.68%
	3	some	223	2.36%	11.21%
	4	pretty much	375	3.96%	18.85%
	5	a great deal	1143	12.09%	57.47%
		Total	1,989	21.03%	100%
Missing	96	refuse	3	0.03%	
	97	legitimate skip	7464	78.92%	
	98	don't know	2	0.02%	
		Total	7,469	78.97%	

Valid	Invalid	Minimum	Maximum
1989	7469	1	5



Type	Code
Measurement Unit	numeric
P2WP11E	. . . activities other than childcare, like errands, transportation, or chores?

			Frequency	% of total	% of valid
Valid	1	not at all	256	2.71%	9.33%
	2	a little	176	1.86%	6.41%
	3	some	322	3.4%	11.73%
	4	pretty much	576	6.09%	20.99%
	5	a great deal	1414	14.95%	51.53%
		Total	2,744	29.01%	100%

Missing	96	refuse	6	0.06%	
	97	legitimate skip	6705	70.89%	
	98	don't know	3	0.03%	
		Total	6,714	70.99%	

Valid	Invalid	Minimum	Maximum
2744	6714	1	5



Type	Code
Measurement Unit	numeric
P2WP11F	. . . living expenses by giving or loaning [ADD HEALTH SAMPLE MEMBER] money?

			Frequency	% of total	% of valid
Valid	1	not at all	215	2.27%	7.83%
	2	a little	264	2.79%	9.62%
	3	some	446	4.72%	16.25%
	4	pretty much	602	6.36%	21.93%
	5	a great deal	1218	12.88%	44.37%
		Total	2,745	29.02%	100%
Missing	96	refuse	6	0.06%	
	97	legitimate skip	6705	70.89%	
	98	don't know	2	0.02%	
		Total	6,713	70.98%	

Valid	Invalid	Minimum	Maximum
2745	6713	1	5



Type	Code
Measurement Unit	numeric
P2WP11G	What is the most money you could count on [ADD HEALTH SAMPLE MEMBER] to give or loan you in the next 12 months?

			Frequency	% of total	% of valid
Valid	1	\$ 0-499	1384	14.63%	52.36%
	2	\$ 500-999	427	4.51%	16.16%
	3	\$ 1000-4999	448	4.74%	16.95%
		Total	2,643	27.94%	100%

Missing	96	refuse	47	0.5%	
	97	legitimate skip	6705	70.89%	
	98	don't know	63	0.67%	
		Total	6,815	72.06%	

Valid	Invalid	Minimum	Maximum
2643	6815	1	4



Type	Code
Measurement Unit	numeric
P2WP16A	Did you help [CHILD] with activities such as child care, errands, transportation, chores, or hands-on care in the past 12 months?

			Frequency	% of total	% of valid
Valid	0	no	1730	18.29%	27.77%
	1	yes	4499	47.57%	72.23%
		Total	6,229	65.86%	100%
Missing	6	refuse	19	0.2%	
	7	legitimate skip	3208	33.92%	
	8	don't know	2	0.02%	
		Total	3,229	34.14%	

Valid	Invalid	Minimum	Maximum
6229	3229	0	1



Type	Numeric (Double)
P2WP16B	About how many hours in the last 12 months did you [or your spouse] spend helping [child]?

			Frequency	% of total	% of valid
Missing	99996	refuse	8	0.08%	
	99997	legitimate skip	4959	52.43%	
	99998	don't know	274	2.9%	
		Total	5,241	55.41%	

Valid	Invalid	Minimum	Maximum	Mean	StdDev
4217	5241	0	10000	637.40621...	1420.4166...



 P2WP17A - S7Q17A CHILD HELPED YOU-P2

Type	Code
Measurement Unit	numeric
P2WP17A	Did [CHILD] help you with activities such as errands, transportation, chores, or hands-on care in the past 12 months?

			Frequency	% of total	% of valid
Valid	0	no	1400	14.8%	27.86%
	1	yes	3625	38.33%	72.14%
Total			5,025	53.13%	100%
Missing	6	refuse	6	0.06%	
	7	legitimate skip	4425	46.79%	
	8	don't know	2	0.02%	
Total			4,433	46.87%	

Valid	Invalid	Minimum	Maximum
5025	4433	0	1

 P2WP17B - S7Q17B HRS CHILD HELPED YOU-P2

Type	Numeric (Double)
P2WP17B	About how many hours in the last 12 months did [child] spend helping you [or your spouse/partner]?

			Frequency	% of total	% of valid
Missing	99996	refuse	8	0.08%	
	99997	legitimate skip	5833	61.67%	
	99998	don't know	274	2.9%	
Total			6,115	64.65%	

Valid	Invalid	Minimum	Maximum	Mean	StdDev
3343	6115	0	10000	306.05085...	874.99518...

 P2WP18A - S7Q18A YOU GAVE \$ TO CHILD-P2

Type	Code
Measurement Unit	numeric
P2WP18A	Did you [or your spouse/partner] give [CHILD] any money, personal loans, or gifts of \$100 or more in the past 12 months?

			Frequency	% of total	% of valid
--	--	--	-----------	------------	------------

Valid	0	no	1199	12.68%	26.13%
	1	yes	3390	35.84%	73.87%
		Total	4,589	48.52%	100%
Missing	6	refuse	13	0.14%	
	7	legitimate skip	4852	51.3%	
	8	don't know	4	0.04%	
		Total	4,869	51.48%	

Valid	Invalid	Minimum	Maximum
4589	4869	0	1



Type	Numeric (Double)
P2WP18B	About how much did you [or your spouse/partner] give [CHILD] in the past 12 months?

			Frequency	% of total	% of valid
Missing	99996	refuse	69	0.73%	
	99997	legitimate skip	6068	64.16%	
	99998	don't know	143	1.51%	
		Total	6,280	66.4%	

Valid	Invalid	Minimum	Maximum	Mean	StdDev
3178	6280	100	30000	2049.0166...	4282.8702...



Type	Code
Measurement Unit	numeric
P2WP19A	Did [CHILD] give you [or your spouse/partner] any money, personal loans or gifts of \$100 or more?

			Frequency	% of total	% of valid
Valid	0	no	828	8.75%	34.67%
	1	yes	1560	16.49%	65.33%
		Total	2,388	25.25%	100%
Missing	6	refuse	1	0.01%	
	7	legitimate skip	7068	74.73%	
	8	don't know	1	0.01%	
		Total	7,070	74.75%	

Valid	Invalid	Minimum	Maximum
-------	---------	---------	---------

2388	7070	0	1
------	------	---	---

P2WP19B - S7Q19B AMT \$ CHILD GAVE YOU-P2

Type	Numeric (Double)
P2WP19B	About how much did [CHILD] give you [or your spouse/partner] in the past 12 months?

			Frequency	% of total	% of valid
Missing	99996	refuse	31	0.33%	
	99997	legitimate skip	7898	83.51%	
	99998	don't know	106	1.12%	
Total			8,035	84.95%	

Valid	Invalid	Minimum	Maximum	Mean	StdDev
1423	8035	100	17500	640.75895...	1424.1341...

P2WP20A - S7Q20A YOU GAVE AHSM \$-EDU-P2

Type	Code
Measurement Unit	numeric
P2WP20A	Did you [or your spouse/partner] give any financial support such as money, personal loans or gifts to [ADD HEALTH SAMPLE MEMBER] to pay for school, including tuition, room and board, and books?

			Frequency	% of total	% of valid
Valid	0	no	1251	13.23%	45.64%
	1	yes	1490	15.75%	54.36%
	Total		2,741	28.98%	100%
Missing	6	refuse	7	0.07%	
	7	legitimate skip	6705	70.89%	
	8	don't know	5	0.05%	
Total			6,717	71.02%	

Valid	Invalid	Minimum	Maximum
2741	6717	0	1

P2WP20B - S7Q20B AMT GIVEN AHSM-EDU-P2

Type	Numeric (Double)
P2WP20B	About how much was that since [ADD HEALTH SAMPLE MEMBER] turned 18?

			Frequency	% of total	% of valid
--	--	--	-----------	------------	------------

Missing	96	refuse	9	0.1%	
	97	legitimate skip	7968	84.25%	
	98	don't know	37	0.39%	
		Total	8,014	84.73%	

Valid	Invalid	Minimum	Maximum	Mean	StdDev
1444	8014	1	6	3.3400277...	1.5350030...



Type	Code
Measurement Unit	numeric
P2WP20C	Did you [or your spouse/partner] give any financial support such as money, personal loans or gifts to [ADD HEALTH SAMPLE MEMBER] for buying a home, including a down payment?

			Frequency	% of total	% of valid
Valid	0	no	2379	25.15%	86.79%
	1	yes	362	3.83%	13.21%
		Total	2,741	28.98%	100%
Missing	6	refuse	8	0.08%	
	7	legitimate skip	6705	70.89%	
	8	don't know	4	0.04%	
		Total	6,717	71.02%	

Valid	Invalid	Minimum	Maximum
2741	6717	0	1



Type	Numeric (Double)
P2WP20D	About how much was that since [ADD HEALTH SAMPLE MEMBER] turned 18?

			Frequency	% of total	% of valid
Missing	96	refuse	3	0.03%	
	97	legitimate skip	9096	96.17%	
	98	don't know	6	0.06%	
		Total	9,105	96.27%	

Valid	Invalid	Minimum	Maximum	Mean	StdDev
353	9105	1	6	3.4277620...	1.4126135...



Type	Code
Measurement Unit	numeric
P2WP20E	Did you [or your spouse/partner] give any financial support to Add Health Sample member for any of the following: for buying for other large expenses such as a car, a wedding, helping to start a business, or substantial help with living expenses?

			Frequency	% of total	% of valid
Valid	0	no	1167	12.34%	42.53%
	1	yes	1577	16.67%	57.47%
	Total		2,744	29.01%	100%
Missing	6	refuse	8	0.08%	
	7	legitimate skip	6705	70.89%	
	8	don't know	1	0.01%	
	Total		6,714	70.99%	

Valid	Invalid	Minimum	Maximum
2744	6714	0	1



Type	Numeric (Double)
P2WP20F	About how much was that since [ADD HEALTH SAMPLE MEMBER] turned 18?

			Frequency	% of total	% of valid
Missing	96	refuse	8	0.08%	
	97	legitimate skip	7881	83.33%	
	98	don't know	29	0.31%	
Total		7,918	83.72%		

Valid	Invalid	Minimum	Maximum	Mean	StdDev
1540	7918	1	6	2.9363636...	1.2487195...



Type	Code
Measurement Unit	numeric
P2WP20G	Have you [or your spouse/partner] ever taken out or cosigned a loan from a bank or lending institution for [ADD HEALTH SAMPLE MEMBER]?

			Frequency	% of total	% of valid
Valid	0	no	2052	21.7%	75.72%
	1	yes	658	6.96%	24.28%
Total			2,710	28.65%	100%
Missing	6	refuse	12	0.13%	
	7	legitimate skip	6705	70.89%	
	8	don't know	31	0.33%	
Total			6,748	71.35%	

Valid	Invalid	Minimum	Maximum
2710	6748	0	1



Type	Code
Measurement Unit	numeric
P2WP20G1	Was the loan for . . . education?

			Frequency	% of total	% of valid
Valid	0	no	500	5.29%	76.45%
	1	yes	154	1.63%	23.55%
Total			654	6.91%	100%
Missing	6	refuse	4	0.04%	
	7	legitimate skip	8800	93.04%	
Total			8,804	93.09%	

Valid	Invalid	Minimum	Maximum
654	8804	0	1



Type	Code
Measurement Unit	numeric
P2WP20G2	Was the loan for . . . home?

			Frequency	% of total	% of valid
Valid	0	no	591	6.25%	90.37%
	1	yes	63	0.67%	9.63%
Total			654	6.91%	100%
Missing	6	refuse	4	0.04%	
	7	legitimate skip	8800	93.04%	
Total			8,804	93.09%	

Valid	Invalid	Minimum	Maximum
654	8804	0	1

 P2WP20G3 - S7Q20G3 CO LOAN AHSM-CAR-P2

Type	Code
Measurement Unit	numeric
P2WP20G3	Was the loan for . . . car?

			Frequency	% of total	% of valid
Valid	0	no	233	2.46%	35.63%
	1	yes	421	4.45%	64.37%
	Total		654	6.91%	100%
Missing	6	refuse	4	0.04%	
	7	legitimate skip	8800	93.04%	
	Total		8,804	93.09%	

Valid	Invalid	Minimum	Maximum
654	8804	0	1

 P2WP20G4 - S7Q20G4 CO LOAN AHSM-WEDDNG-P2

Type	Code
Measurement Unit	numeric
P2WP20G4	Was the loan for . . . wedding?

			Frequency	% of total	% of valid
Valid	0	no	642	6.79%	98.17%
	1	yes	12	0.13%	1.83%
	Total		654	6.91%	100%
Missing	6	refuse	4	0.04%	
	7	legitimate skip	8800	93.04%	
	Total		8,804	93.09%	

Valid	Invalid	Minimum	Maximum
654	8804	0	1

 P2WP20G5 - S7Q20G5 CO LOAN AHSM-BUSNESS-P2

Type	Code
Measurement Unit	numeric
P2WP20G5	Was the loan for . . . business?

			Frequency	% of total	% of valid
Valid	0	no	635	6.71%	97.09%
	1	yes	19	0.2%	2.91%
		Total	654	6.91%	100%
Missing	6	refuse	4	0.04%	
	7	legitimate skip	8800	93.04%	
		Total	8,804	93.09%	

Valid	Invalid	Minimum	Maximum
654	8804	0	1



Type	Code
Measurement Unit	numeric
P2WP20G6	Was the loan for . . . other?

			Frequency	% of total	% of valid
Valid	0	no	595	6.29%	90.98%
	1	yes	59	0.62%	9.02%
		Total	654	6.91%	100%
Missing	6	refuse	4	0.04%	
	7	legitimate skip	8800	93.04%	
		Total	8,804	93.09%	

Valid	Invalid	Minimum	Maximum
654	8804	0	1



Type	Code
Measurement Unit	numeric
P2WP21A	In the last [CALCULATED] years - that is, since 2008 - do you think that [ADD HEALTH SAMPLE MEMBER] or his/her wife/husband/partner has fallen behind on paying his/her/their bills?

			Frequency	% of total	% of valid
Valid	1	definitely fallen behind	611	6.46%	22.97%
	2	probably fallen behind	498	5.27%	18.72%
	3	probably not fallen behind	512	5.41%	19.25%
	4	definitely not fallen behind	1039	10.99%	39.06%
		Total	2,660	28.12%	100%



Missing	96	refuse	16	0.17%	
	97	legitimate skip	6705	70.89%	
	98	don't know	77	0.81%	
		Total	6,798	71.88%	

Valid	Invalid	Minimum	Maximum
2660	6798	1	4



Type	Code
Measurement Unit	numeric
P2WP21B	Was that income more or less than \$50,000?

			Frequency	% of total	% of valid
Valid	1	More than \$50,000	767	8.11%	32.09%
	2	Less than \$50,000	1465	15.49%	61.3%
	3	\$50,000	158	1.67%	6.61%
		Total	2,390	25.27%	100%
Missing	6	refuse	48	0.51%	
	7	legitimate skip	6705	70.89%	
	8	don't know	315	3.33%	
		Total	7,068	74.73%	

Valid	Invalid	Minimum	Maximum
2390	7068	1	3



Type	Code
Measurement Unit	numeric
P2WP21C	Was that income more or less than \$100,000?

			Frequency	% of total	% of valid
Valid	1	Equal to or more than \$100,000	4	0.04%	3.64%
	2	Less than \$100,000	106	1.12%	96.36%
		Total	110	1.16%	100%
Missing	6	refuse	1	0.01%	
	7	legitimate skip	9143	96.67%	
	8	don't know	204	2.16%	
		Total	9,348	98.84%	

Valid	Invalid	Minimum	Maximum
-------	---------	---------	---------

110	9348	1	2
-----	------	---	---

P2WP21D - S7Q21D AHSM INCOME--\$75,000-P2

Type	Code
Measurement Unit	numeric
P2WP21D	Was that income more or less than \$75,000?

			Frequency	% of total	% of valid
Valid	1	More than \$75,000	347	3.67%	46.96%
	2	Less than \$75,000	334	3.53%	45.2%
	3	\$75,000	58	0.61%	7.85%
Total			739	7.81%	100%
Missing	6	refuse	2	0.02%	
	7	legitimate skip	8691	91.89%	
	8	don't know	26	0.27%	
Total			8,719	92.19%	

Valid	Invalid	Minimum	Maximum
739	8719	1	3

P2WP21E - S7Q21E AHSM INCOME--\$25,000-P2

Type	Code
Measurement Unit	numeric
P2WP21E	Was that income more or less than \$25,000?

			Frequency	% of total	% of valid
Valid	1	More than \$25,000	608	6.43%	43.21%
	2	Less than \$25,000	691	7.31%	49.11%
	3	\$25,000	108	1.14%	7.68%
Total			1,407	14.88%	100%
Missing	6	refuse	3	0.03%	
	7	legitimate skip	7993	84.51%	
	8	don't know	55	0.58%	
Total			8,051	85.12%	

Valid	Invalid	Minimum	Maximum
1407	8051	1	3

P2WP22A - S7Q22A AHSM BLOOD PRESSURE-P2

Type	Code
------	------

Measurement Unit	numeric
P2WP22A	. . . high blood pressure or hypertension?

			Frequency	% of total	% of valid
Valid	1	definitely has been told	428	4.53%	16.14%
	2	probably has been told	216	2.28%	8.14%
	3	probably has not been told	636	6.72%	23.98%
	4	definitely has not been told	1372	14.51%	51.73%
		Total	2,652	28.04%	100%
Missing	96	refuse	11	0.12%	
	97	legitimate skip	6705	70.89%	
	98	don't know	90	0.95%	
		Total	6,806	71.96%	

Valid	Invalid	Minimum	Maximum
2652	6806	1	4

 P2WP22B - S7Q22B AHSM DEPRESSION-P2

Type	Code
Measurement Unit	numeric
P2WP22B	. . . suffered from depression?

			Frequency	% of total	% of valid
Valid	1	definitely has been told	472	4.99%	17.85%
	2	probably has been told	295	3.12%	11.16%
	3	probably has not been told	596	6.3%	22.54%
	4	definitely has not been told	1281	13.54%	48.45%
		Total	2,644	27.96%	100%
Missing	96	refuse	9	0.1%	
	97	legitimate skip	6705	70.89%	
	98	don't know	100	1.06%	
		Total	6,814	72.04%	

Valid	Invalid	Minimum	Maximum
2644	6814	1	4

 P2WP23A1 - S7Q23A1 AHSM WT LBS-P2

Type	Numeric (Double)
P2WP23A1	How many pounds and ounces did [ADD HEALTH SAMPLE MEMBER] weigh at birth? (lbs)

			Frequency	% of total	% of valid
Missing	96	refuse	5	0.05%	
	97	legitimate skip	6705	70.89%	
	98	don't know	111	1.17%	
Total			6,821	72.12%	

Valid	Invalid	Minimum	Maximum	Mean	StdDev
2637	6821	1	12	6.9981039...	1.3177022...



Type	Numeric (Double)
P2WP23A2	How many pounds and ounces did [ADD HEALTH SAMPLE MEMBER] weigh at birth? (ounces)

			Frequency	% of total	% of valid
Missing	96	refuse	1	0.01%	
	97	legitimate skip	6821	72.12%	
	98	don't know	72	0.76%	
Total			6,894	72.89%	

Valid	Invalid	Minimum	Maximum	Mean	StdDev
2564	6894	0	16	6.9356474...	4.4720653...



Type	Code
Measurement Unit	numeric
P2WP24A	Did [ADD HEALTH SAMPLE MEMBER] weigh less than five and a half pounds (i.e., less than five pounds, eight ounces) at birth?

			Frequency	% of total	% of valid
Valid	0	no	84	0.89%	89.36%
	1	yes	10	0.11%	10.64%
	Total		94	0.99%	100%
Missing	6	refuse	5	0.05%	
	7	legitimate skip	9337	98.72%	
	8	don't know	22	0.23%	
Total			9,364	99.01%	

Valid	Invalid	Minimum	Maximum
94	9364	0	1



Type	Code
Measurement Unit	numeric
P2WP24B	Did [ADD HEALTH SAMPLE MEMBER] weigh nine pounds or more at birth?

			Frequency	% of total	% of valid
Valid	0	no	71	0.75%	94.67%
	1	yes	4	0.04%	5.33%
Total			75	0.79%	100%
Missing	7	legitimate skip	9374	99.11%	
	8	don't know	9	0.1%	
Total			9,383	99.21%	

Valid	Invalid	Minimum	Maximum
75	9383	0	1



Type	Code
Measurement Unit	numeric
P2WP24C	A preterm delivery is one that occurs before 37 weeks in pregnancy (more than 3 weeks early). As far as you know, was [ADD HEALTH SAMPLE MEMBER] born preterm?

			Frequency	% of total	% of valid
Valid	0	no	2472	26.14%	90.42%
	1	yes	262	2.77%	9.58%
Total			2,734	28.91%	100%
Missing	6	refuse	5	0.05%	
	7	legitimate skip	6705	70.89%	
	8	don't know	14	0.15%	
Total			6,724	71.09%	

Valid	Invalid	Minimum	Maximum
2734	6724	0	1



Type	Code
Measurement Unit	numeric

P2WP24D	Did [ADD HEALTH SAMPLE MEMBER] stay in the hospital beyond the birth mother's stay (for example, stay in intensive care nursery (NICU) or need a machine to breathe)?
---------	---

			Frequency	% of total	% of valid
Valid	0	no	2487	26.3%	91.17%
	1	yes	241	2.55%	8.83%
Total			2,728	28.84%	100%
Missing	6	refuse	5	0.05%	
	7	legitimate skip	6705	70.89%	
	8	don't know	20	0.21%	
Total			6,730	71.16%	

Valid	Invalid	Minimum	Maximum
2728	6730	0	1

 P2WP25A - S7Q25A AHSM ALCOHOL FREQ-P2

Type	Code
Measurement Unit	numeric
P2WP25A	How often do you think [ADD HEALTH SAMPLE MEMBER] has a drink containing alcohol?

			Frequency	% of total	% of valid
Valid	1	never	619	6.54%	23.65%
	2	monthly or less	716	7.57%	27.36%
	3	2-4 times a month	632	6.68%	24.15%
	4	2-3 times a week	477	5.04%	18.23%
	5	4 or more times a week	173	1.83%	6.61%
Total			2,617	27.67%	100%
Missing	96	refuse	11	0.12%	
	97	legitimate skip	6705	70.89%	
	98	don't know	125	1.32%	
Total			6,841	72.33%	

Valid	Invalid	Minimum	Maximum
2617	6841	1	5

 P2WP25B - S7Q25B AHSM DRUG USE-P2

Type	Code
Measurement Unit	numeric

P2WP25B	In the past decade, do you think [ADD HEALTH SAMPLE MEMBER] has ever used any of the following substances? (NON-MEDICAL USE ONLY) Cannabis, cocaine, stimulants, inhalants, sedatives/hypnotics, hallucinogens, opioids, and other drugs not prescribed by a physician?
---------	---

			Frequency	% of total	% of valid
Valid	1	definitely has	342	3.62%	12.86%
	2	probably has	221	2.34%	8.31%
	3	probably has not	416	4.4%	15.64%
	4	definitely has not	1681	17.77%	63.2%
		Total	2,660	28.12%	100%
Missing	96	refuse	18	0.19%	
	97	legitimate skip	6705	70.89%	
	98	don't know	75	0.79%	
		Total	6,798	71.88%	

Valid	Invalid	Minimum	Maximum
2660	6798	1	4

 P\_LVLFLG - SUBSET FLAG FOR PARENT-LVL ROSTR-P2

Type	Code
Measurement Unit	numeric
Description	Note: Data for the Parent Study was collected from parents of Add Health Sample Members. The data is being released, however, organized by the AID of the Add Health Sample Member. If a given parent has more than one child who participated in Add Health, that Parent's record will appear more than once in the Parent2 and SP2 files. Likewise the roster files are repeated for each Add Health Sample member belonging to the parent. If users prefer to use a roster file that contains only one roster per Wave 1 Parent, they can use P_LVLFLG=1 as a "subsetting" condition.
P_LVLFLG	CONSTRUCTED--SUBSET FLAG FOR PARENT-LEVEL ROSTER-P2

			Frequency	% of total	% of valid
Valid	1	subset flag for parent-level dataset	8304	87.8%	100%
			Total	8,304	87.8%
Missing	.	not flagged	1154	12.2%	
			Total	1,154	12.2%

Valid	Invalid	Minimum	Maximum
8304	1154	1	1

 LIVEWITH - FAMILY MEMBER LIVES WITH W1P-P2

Type	Code
Measurement Unit	numeric
LIVEWITH	CONSTRUCTED--FAMILY MEMBER LIVES WITH W1P-P2

			Frequency	% of total	% of valid
Valid	0	Family member does not live with Wave 1 Parent	6406	67.73%	67.73%
	1	Family member lives with Wave 1 Parent	3052	32.27%	32.27%
Total			9,458	100%	100%

Valid	Invalid	Minimum	Maximum
9458	0	0	1