

## Parents (2015-2017) Wave 1 Parent Data

Title	Parents (2015-2017) Wave 1 Parent Data
File Name	parent2.sas7bdat
Case Quantity	2244
Variable Count	421

### VERSION - INSTRUMENT VERSION-P2

Type	Code
Description	Version changed when medications list was updated quarterly.
VERSION	Instrument Version-P2

			Frequency	% of total	% of valid
Valid	V3.1.0.0	V3.1.0.0 - 08/17/2015	1	0.04%	0.04%
	-	08/17/20			
	V3.2.0.0	V3.2.0.0 - 09/18/2015	716	31.91%	31.91%
	-	09/18/20			
	V3.3.0.0	V3.3.0.0 - 02/01/2016	158	7.04%	7.04%
	-	02/01/20			
	V3.4.0.0	V3.4.0.0 - 04/04/2016	240	10.7%	10.7%
	-	04/04/20			
	V3.5.0.0	V3.5.0.0 - 06/15/2016	257	11.45%	11.45%
	-	06/15/20			
		Total	2,244	100%	100%

Valid	Invalid
2244	0

### REVIEW - SPECIAL INTERVIEW CODE-P2

Type	Code
Measurement Unit	numeric
Description	Fls noted any special interview circumstances.
REVIEW	SPECIAL INTERVIEW CODE-P2

			Frequency	% of total	% of valid
--	--	--	-----------	------------	------------

Valid	1	continue, no special interview code	2022	90.11%	90.11%
	2	Visual or hearing impaired respondent	1	0.04%	0.04%
	4	Spanish-only interview	37	1.65%	1.65%
	5	Spouse Partner interview expired	10	0.45%	0.45%
	6	FI Report not available	1	0.04%	0.04%
	7	W1P breakoff	1	0.04%	0.04%
	8	Phone interview	172	7.66%	7.66%
			Total	2,244	100%

Valid	Invalid	Minimum	Maximum
2244	0	1	8

 P2A1 - SOQ1 INTERVIEWED AT HOME-P2

Type	Code
Measurement Unit	numeric
Description	Note: The respondent is either the Parent of an Add Health Sample Member who was interviewed at Wave 1 of the Add Health Study ("Wave 1 Parent", or "W1P") or the current "cohabiting" Spouse or Partner of the Wave 1 Parent ("Spouse/Partner" or "S/P").
P2A1	Interviewer, are you completing this interview in the respondent's home?

			Frequency	% of total	% of valid
Valid	0	no	316	14.08%	14.08%
	1	yes	1928	85.92%	85.92%
		Total	2,244	100%	100%

Valid	Invalid	Minimum	Maximum
2244	0	0	1

 P2A2 - SOQ2 INTRVD IN NURSING FACILITY-P2

Type	Code
Measurement Unit	numeric
Description	Although the survey allowed for it, no respondents were interviewed in nursing home facilities.
P2A2	Interviewer: Is this respondent in a nursing home or similar facility?

			Frequency	% of total	% of valid
Valid	0	no	316	14.08%	100%

		Total	316	14.08%	100%
Missing	7	legitimate skip	1928	85.92%	
		Total	1,928	85.92%	

Valid	Invalid	Minimum	Maximum
316	1928	0	0



Type	Code
Measurement Unit	numeric
P2OD1	Interviewer, please record the respondent's sex.

			Frequency	% of total	% of valid
Valid	1	male	81	3.61%	3.61%
	2	female	2163	96.39%	96.39%
		Total	2,244	100%	100%

Valid	Invalid	Minimum	Maximum
2244	0	1	2



Type	Code
Measurement Unit	numeric
P2OD2	What is your birth date? MONTH

			Frequency	% of total	% of valid
Valid	1	January	186	8.29%	8.31%
	2	February	175	7.8%	7.82%
	3	March	159	7.09%	7.1%
	4	April	168	7.49%	7.51%
	5	May	179	7.98%	8%
	6	June	187	8.33%	8.36%
	7	July	199	8.87%	8.89%
	8	August	214	9.54%	9.56%
	9	September	173	7.71%	7.73%
	10	October	208	9.27%	9.29%
	11	November	199	8.87%	8.89%
	12	December	191	8.51%	8.53%
		Total	2,238	99.73%	100%
Missing	96	refused	6	0.27%	

		Total	6	0.27%	
--	--	-------	---	-------	--

Valid	Invalid	Minimum	Maximum
2238	6	1	12



Type	Text
Description	Allow 1914-2000.
P2OD3	What is your birth date? YEAR

Valid	Invalid
0	0



Type	Code
Measurement Unit	numeric
P2OD4	Are you of Hispanic or Latino origin?

			Frequency	% of total	% of valid
Valid	0	no	2035	90.69%	90.89%
	1	yes	204	9.09%	9.11%
Total			2,239	99.78%	100%
Missing	8	don't know	5	0.22%	
	Total		5	0.22%	

Valid	Invalid	Minimum	Maximum
2239	5	0	1




Type	Code
Measurement Unit	numeric
P2OD5	What is your Hispanic or Latino background (Mexican/Mexican-American)? You may give more than one answer.

			Frequency	% of total	% of valid
Valid	0	no	95	4.23%	46.57%
	1	yes	109	4.86%	53.43%
Total			204	9.09%	100%
Missing	7	legitimate skip	2040	90.91%	

		Total	2,040	90.91%	
--	--	-------	-------	--------	--

Valid	Invalid	Minimum	Maximum
204	2040	0	1

 P2OD6 - S1Q6 CHICANO/CHICANA-P2

Type	Code
Measurement Unit	numeric
P2OD6	What is your Hispanic or Latino background (Chicano/Chicana)? You may give more than one answer.

			Frequency	% of total	% of valid
Valid	0	no	198	8.82%	97.06%
	1	yes	6	0.27%	2.94%
	Total		204	9.09%	100%
Missing	7	legitimate skip	2040	90.91%	
	Total		2,040	90.91%	

Valid	Invalid	Minimum	Maximum
204	2040	0	1

 P2OD7 - S1Q7 CUBAN/CUBAN AMERICAN-P2

Type	Code
Measurement Unit	numeric
P2OD7	What is your Hispanic or Latino background (Cuban/Cuban-American)? You may give more than one answer.

			Frequency	% of total	% of valid
Valid	0	no	179	7.98%	87.75%
	1	yes	25	1.11%	12.25%
	Total		204	9.09%	100%
Missing	7	legitimate skip	2040	90.91%	
	Total		2,040	90.91%	

Valid	Invalid	Minimum	Maximum
204	2040	0	1

 P2OD8 - S1Q8 PUERTO RICAN-P2

Type	Code
Measurement Unit	numeric

P2OD8	What is your Hispanic or Latino background (Puerto Rican)? You may give more than one answer.
-------	---

			Frequency	% of total	% of valid
Valid	0	no	187	8.33%	91.67%
	1	yes	17	0.76%	8.33%
		Total	204	9.09%	100%
Missing	7	legitimate skip	2040	90.91%	
	Total		2,040	90.91%	

Valid	Invalid	Minimum	Maximum
204	2040	0	1

 P2OD9 - S1Q9 CENTRAL/SOUTH AMERICAN-P2

Type	Code
Measurement Unit	numeric
P2OD9	What is your Hispanic or Latino background (Central/South American)? You may give more than one answer.

			Frequency	% of total	% of valid
Valid	0	no	176	7.84%	86.27%
	1	yes	28	1.25%	13.73%
		Total	204	9.09%	100%
Missing	7	legitimate skip	2040	90.91%	
	Total		2,040	90.91%	

Valid	Invalid	Minimum	Maximum
204	2040	0	1

 P2OD10 - S1Q10 OTHER HISPANIC-P2

Type	Code
Measurement Unit	numeric
P2OD10	What is your Hispanic or Latino background (other Hispanic)? You may give more than one answer.

			Frequency	% of total	% of valid
Valid	0	no	179	7.98%	87.75%
	1	yes	25	1.11%	12.25%
		Total	204	9.09%	100%
Missing	7	legitimate skip	2040	90.91%	

		Total	2,040	90.91%	
--	--	-------	-------	--------	--

Valid	Invalid	Minimum	Maximum
204	2040	0	1

 P2OD11 - S1Q11 WHITE-P2

Type	Code
Measurement Unit	numeric
P2OD11	What is your race (White)? You may give more than one answer.

			Frequency	% of total	% of valid
Valid	0	no	409	18.23%	18.28%
	1	yes	1828	81.46%	81.72%
Total			2,237	99.69%	100%
Missing	6	refused	3	0.13%	
	8	don't know	4	0.18%	
Total			7	0.31%	

Valid	Invalid	Minimum	Maximum
2237	7	0	1

 P2OD12 - S1Q12 BLACK OR AFR. AMERICAN-P2

Type	Code
Measurement Unit	numeric
P2OD12	What is your race (Black or African-American)? You may give more than one answer.

			Frequency	% of total	% of valid
Valid	0	no	1957	87.21%	87.48%
	1	yes	280	12.48%	12.52%
Total			2,237	99.69%	100%
Missing	6	refused	3	0.13%	
	8	don't know	4	0.18%	
Total			7	0.31%	

Valid	Invalid	Minimum	Maximum
2237	7	0	1

 P2OD13 - S1Q13 AMERICAN INDIAN/ NATIVE AM-P2

Type	Code
------	------

Measurement Unit	numeric
P2OD13	What is your race (American Indian or Native American)? You may give more than one answer.

			Frequency	% of total	% of valid
Valid	0	no	2178	97.06%	97.36%
	1	yes	59	2.63%	2.64%
	Total		2,237	99.69%	100%
Missing	6	refused	3	0.13%	
	8	don't know	4	0.18%	
	Total		7	0.31%	

Valid	Invalid	Minimum	Maximum
2237	7	0	1



Type	Code
Measurement Unit	numeric
P2OD14	What is your race (Asian or Pacific Islander)? You may give more than one answer.

			Frequency	% of total	% of valid
Valid	0	no	2191	97.64%	97.94%
	1	yes	46	2.05%	2.06%
	Total		2,237	99.69%	100%
Missing	6	refused	3	0.13%	
	8	don't know	4	0.18%	
	Total		7	0.31%	

Valid	Invalid	Minimum	Maximum
2237	7	0	1



Type	Code
Measurement Unit	numeric
P2OD15	What is your race (Other)? You may give more than one answer.

			Frequency	% of total	% of valid
Valid	0	no	2152	95.9%	96.2%
	1	yes	85	3.79%	3.8%



		Total	2,237	99.69%	100%
Missing	6	refused	3	0.13%	
	8	don't know	4	0.18%	
		Total	7	0.31%	

Valid	Invalid	Minimum	Maximum
2237	7	0	1

 P2OD16 - S1Q16 CHINESE-P2

Type	Code
Measurement Unit	numeric
P2OD16	What is your Asian background (Chinese)? You may give more than one answer.

			Frequency	% of total	% of valid
Valid	0	no	38	1.69%	82.61%
	1	yes	8	0.36%	17.39%
		Total	46	2.05%	100%
Missing	7	legitimate skip	2198	97.95%	
		Total	2,198	97.95%	

Valid	Invalid	Minimum	Maximum
46	2198	0	1

 P2OD17 - S1Q17 FILIPINO-P2

Type	Code
Measurement Unit	numeric
P2OD17	What is your Asian background (Filipino)? You may give more than one answer.

			Frequency	% of total	% of valid
Valid	0	no	27	1.2%	58.7%
	1	yes	19	0.85%	41.3%
		Total	46	2.05%	100%
Missing	7	legitimate skip	2198	97.95%	
		Total	2,198	97.95%	

Valid	Invalid	Minimum	Maximum
46	2198	0	1



Type	Code
Measurement Unit	numeric
P2OD18	What is your Asian background (Japanese)? You may give more than one answer.

			Frequency	% of total	% of valid
Valid	0	no	37	1.65%	80.43%
	1	yes	9	0.4%	19.57%
		Total	46	2.05%	100%
Missing	7	legitimate skip	2198	97.95%	
			Total	2,198	97.95%

Valid	Invalid	Minimum	Maximum
46	2198	0	1



Type	Code
Measurement Unit	numeric
P2OD19	What is your Asian background (Asian Indian)? You may give more than one answer.

			Frequency	% of total	% of valid
Valid	0	no	44	1.96%	95.65%
	1	yes	2	0.09%	4.35%
		Total	46	2.05%	100%
Missing	7	legitimate skip	2198	97.95%	
			Total	2,198	97.95%

Valid	Invalid	Minimum	Maximum
46	2198	0	1

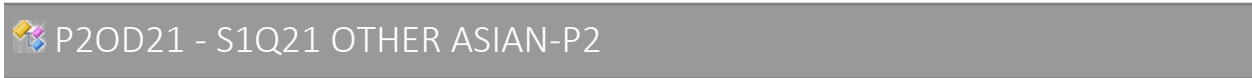


Type	Code
Measurement Unit	numeric
P2OD20	What is your Asian background (Vietnamese)? You may give more than one answer.

			Frequency	% of total	% of valid
--	--	--	-----------	------------	------------

Valid	0	no	43	1.92%	93.48%
	1	yes	3	0.13%	6.52%
		Total	46	2.05%	100%
Missing	7	legitimate skip	2198	97.95%	
		Total	2,198	97.95%	

Valid	Invalid	Minimum	Maximum
46	2198	0	1



Type	Code
Measurement Unit	numeric
P2OD21	What is your Asian background (Other Asian)? You may give more than one answer.

			Frequency	% of total	% of valid
Valid	0	no	41	1.83%	89.13%
	1	yes	5	0.22%	10.87%
		Total	46	2.05%	100%
Missing	7	legitimate skip	2198	97.95%	
		Total	2,198	97.95%	

Valid	Invalid	Minimum	Maximum
46	2198	0	1



Type	Code
Measurement Unit	numeric
P2OD22	Which one category best describes your racial background?

			Frequency	% of total	% of valid
Valid	1	White	32	1.43%	58.18%
	2	Black or African American	10	0.45%	18.18%
	3	American Indian or Native American	7	0.31%	12.73%
	5	Other	6	0.27%	10.91%
		Total	55	2.45%	100%
Missing	96	refused	1	0.04%	
	97	legitimate skip	2186	97.42%	
	98	don't know	2	0.09%	

		Total	2,189	97.55%	
--	--	-------	-------	--------	--

Valid	Invalid	Minimum	Maximum
55	2189	1	5

 P2OD23 - S1Q23 BORN A US CITIZEN-P2

Type	Code
Measurement Unit	numeric
P2OD23	Were you born a US citizen?

			Frequency	% of total	% of valid
Valid	0	no	171	7.62%	7.62%
	1	yes	2073	92.38%	92.38%
Total			2,244	100%	100%

Valid	Invalid	Minimum	Maximum
2244	0	0	1

 P2OD24 - S1Q24 HAVE BECOME A US CITIZEN-P2

Type	Code
Measurement Unit	numeric
P2OD24	Have you become a US citizen?

			Frequency	% of total	% of valid
Valid	0	no	41	1.83%	23.98%
	1	yes	130	5.79%	76.02%
Total			171	7.62%	100%
Missing	7	legitimate skip	2073	92.38%	
	Total		2,073	92.38%	

Valid	Invalid	Minimum	Maximum
171	2073	0	1

 P2OD25 - S1Q25 US CITIZEN MONTH-P2

Type	Code
Measurement Unit	numeric
P2OD25	In what month and year did you become a citizen?

			Frequency	% of total	% of valid
--	--	--	-----------	------------	------------

Valid	1	January	6	0.27%	6.06%
	2	February	7	0.31%	7.07%
	3	March	5	0.22%	5.05%
	4	April	6	0.27%	6.06%
	5	May	13	0.58%	13.13%
	6	June	12	0.53%	12.12%
	7	July	15	0.67%	15.15%
	8	August	11	0.49%	11.11%
	9	September	11	0.49%	11.11%
	10	October	5	0.22%	5.05%
	11	November/December	8	0.36%	8.08%
		Total	99	4.41%	100%
Missing	96	refused	3	0.13%	
	97	legitimate skip	2114	94.21%	
	98	don't know	28	1.25%	
		Total	2,145	95.59%	

Valid	Invalid	Minimum	Maximum
99	2145	1	11

### 

Type	Text
P2OD26	In what month and year did you become a citizen?

Valid	Invalid
0	0

### 

Type	Code
Measurement Unit	numeric
P2OD27	Are you trying to become a US citizen?

			Frequency	% of total	% of valid
Valid	0	no	16	0.71%	39.02%
	1	yes	25	1.11%	60.98%
		Total	41	1.83%	100%
Missing	7	legitimate skip	2203	98.17%	
		Total	2,203	98.17%	

Valid	Invalid	Minimum	Maximum
41	2203	0	1

 P2ED1 - S2Q1 HIGHEST GRD/YR SCHL/COLL-P2

Type	Code
Measurement Unit	numeric
P2ED1	What is the highest grade of school or year of college you completed?

			Frequency	% of total	% of valid
Valid	0	no formal education	4	0.18%	0.18%
	1	grades 1-11	205	9.14%	9.14%
	2	high school	665	29.63%	29.65%
	3	some college	735	32.75%	32.77%
	4	college grad	356	15.86%	15.87%
	5	post college	255	11.36%	11.37%
	6	other	23	1.02%	1.03%
		Total	2,243	99.96%	100%
Missing	96	refused	1	0.04%	
		Total	1	0.04%	

Valid	Invalid	Minimum	Maximum
2243	1	0	6

 P2ED2 - S2Q2 HIGH SCHL DIPL OR GED-P2

Type	Code
Measurement Unit	numeric
P2ED2	Did you get a high school diploma or pass a high school equivalency test?

			Frequency	% of total	% of valid
Valid	0	no	205	9.14%	23.46%
	1	yes, diploma	563	25.09%	64.42%
	2	yes, equivalency	106	4.72%	12.13%
		Total	874	38.95%	100%
Missing	7	legitimate skip	1370	61.05%	
		Total	1,370	61.05%	

Valid	Invalid	Minimum	Maximum
874	1370	0	2

 P2ED3 - S2Q3 COLLEGE DEGREE-P2

Type	Code
------	------

Measurement Unit	numeric
P2ED3	Did you get a college degree?

			Frequency	% of total	% of valid
Valid	0	no	581	25.89%	42.44%
	1	yes	788	35.12%	57.56%
Total			1,369	61.01%	100%
Missing	7	legitimate skip	875	38.99%	
	Total		875	38.99%	

Valid	Invalid	Minimum	Maximum
1369	875	0	1

 P2ED4 - S2Q4 HIGHEST DEGREE-P2

Type	Code
Measurement Unit	numeric
P2ED4	What is the highest degree you have earned?

			Frequency	% of total	% of valid
Valid	1	less than bachelor's	244	10.87%	30.96%
	2	bachelor's	291	12.97%	36.93%
	3	master's/mba	201	8.96%	25.51%
	4	law	5	0.22%	0.63%
	5	phd	11	0.49%	1.4%
	6	md	4	0.18%	0.51%
	7	other	32	1.43%	4.06%
Total			788	35.12%	100%
Missing	97	legitimate skip	1456	64.88%	
	Total		1,456	64.88%	

Valid	Invalid	Minimum	Maximum
788	1456	1	7

 P2RE1 - S3Q1 PRESENT RELIGION-P2

Type	Code
Measurement Unit	numeric
P2RE1	These next questions are about religious beliefs and spirituality. What is your present religion?

			Frequency	% of total	% of valid
--	--	--	-----------	------------	------------

Valid	1	none/atheist/agnostic	186	8.29%	8.3%
	2	Protestant (such as Assembly of God, Baptist, Lutheran, Methodist, Presbyterian, etc.)	1078	48.04%	48.08%
	3	Catholic	550	24.51%	24.53%
	4	Other Christian	337	15.02%	15.03%
	5	Jewish	20	0.89%	0.89%
	6	Buddhist	6	0.27%	0.27%
	8	Muslim	4	0.18%	0.18%
	9	other	61	2.72%	2.72%
		Total	2,242	99.91%	100%
Missing	96	refused	2	0.09%	
		Total	2	0.09%	

Valid	Invalid	Minimum	Maximum
2242	2	1	9



Type	Code
Measurement Unit	numeric
P2RE2	Is that a Christian religion?

			Frequency	% of total	% of valid
Valid	0	no	23	1.02%	20.54%
	1	yes	89	3.97%	79.46%
		Total	112	4.99%	100%
Missing	6	refused	1	0.04%	
	7	legitimate skip	2129	94.88%	
	8	don't know	2	0.09%	
		Total	2,132	95.01%	

Valid	Invalid	Minimum	Maximum
112	2132	0	1



Type	Code
Measurement Unit	numeric
P2RE3	How often have you attended church, synagogue, temple, mosque, or religious services in the past 12 months?

			Frequency	% of total	% of valid
--	--	--	-----------	------------	------------



Valid	1	never	557	24.82%	24.83%
	2	a few times	522	23.26%	23.27%
	3	once a month	144	6.42%	6.42%
	4	2 or 3 times a month	270	12.03%	12.04%
	5	once a week	445	19.83%	19.84%
	6	more than once a week	305	13.59%	13.6%
		Total	2,243	99.96%	100%
Missing	96	refused	1	0.04%	
		Total	1	0.04%	

Valid	Invalid	Minimum	Maximum
2243	1	1	6



Type	Code
Measurement Unit	numeric
P2RE4	[If present religion is none/atheist/agnostic]: How important, if at all, is your religious faith to you? [Otherwise]: How important is your religious faith to you?

			Frequency	% of total	% of valid
Valid	1	not important	135	6.02%	6.02%
	2	somewhat important	460	20.5%	20.53%
	3	very important	1259	56.11%	56.18%
	4	more important than anything else	387	17.25%	17.27%
		Total	2,241	99.87%	100%
Missing	96	refused	1	0.04%	
	98	don't know	2	0.09%	
		Total	3	0.13%	

Valid	Invalid	Minimum	Maximum
2241	3	1	4



Type	Code
Measurement Unit	numeric
P2HR1	Does [Add Health Sample Member 1] currently live with you?]

			Frequency	% of total	% of valid
--	--	--	-----------	------------	------------

Valid	0	no	2033	90.6%	90.6%
	1	yes	211	9.4%	9.4%
		Total	2,244	100%	100%

Valid	Invalid	Minimum	Maximum
2244	0	0	1

 P2HR2 - S4Q2 AHSM 2 LIVES WITH W1P-P2

Type	Code
Measurement Unit	numeric
P2HR2	Does [Add Health Sample Member 2] currently live with you?

			Frequency	% of total	% of valid
Valid	0	no	409	18.23%	92.53%
	1	yes	33	1.47%	7.47%
		Total	442	19.7%	100%
Missing	7	legitimate skip	1802	80.3%	
		Total	1,802	80.3%	

Valid	Invalid	Minimum	Maximum
442	1802	0	1

 P2HR3 - S4Q3 AHSM 3 LIVES WITH W1P-P2

Type	Code
Measurement Unit	numeric
P2HR3	Does [Add Health Sample Member 3] currently live with you?

			Frequency	% of total	% of valid
Valid	0	no	50	2.23%	84.75%
	1	yes	9	0.4%	15.25%
		Total	59	2.63%	100%
Missing	7	legitimate skip	2185	97.37%	
		Total	2,185	97.37%	

Valid	Invalid	Minimum	Maximum
59	2185	0	1

 P2HR4 - S4Q4 AHSM 4 LIVES WITH W1P-P2

Type	Code
------	------

Measurement Unit	numeric
P2HR4	Does [Add Health Sample Member 4] currently live with you?]

			Frequency	% of total	% of valid
Valid	0	no	8	0.36%	100%
	Total		8	0.36%	100%
Missing	7	legitimate skip	2236	99.64%	
	Total		2,236	99.64%	

Valid	Invalid	Minimum	Maximum
8	2236	0	0

 P2HR5 - S4Q5 W1P LIVES WITH SP-P2

Type	Code
Measurement Unit	numeric
P2HR5	To confirm, are you still living in the same household as [SPOUSE OR PARTNER], whom you reported earlier as living with you?

			Frequency	% of total	% of valid
Valid	1	yes, living in same HH with spouse/partner	1476	65.78%	98.66%
	3	yes, but spouse or partner is in a nursing home	2	0.09%	0.13%
	5	no, not living with spouse/partner	17	0.76%	1.14%
	6	no, spouse or partner deceased since screening	1	0.04%	0.07%
		Total	1,496	66.67%	100%
Missing	97	legitimate skip	748	33.33%	
	Total		748	33.33%	

Valid	Invalid	Minimum	Maximum
1496	748	1	6

 P2HR6 - S4Q6 W1P LIVES WITH SP--SIMPLE-P2

Type	Code
Measurement Unit	numeric
P2HR6	Calculated simpler version of P2HR5

			Frequency	% of total	% of valid
--	--	--	-----------	------------	------------

Valid	1	yes	1476	65.78%	98.66%
	2	no	18	0.8%	1.2%
	3	yes, nursing home	2	0.09%	0.13%
		Total	1,496	66.67%	100%
Missing	7	legitimate skip	748	33.33%	
		Total	748	33.33%	

Valid	Invalid	Minimum	Maximum
1496	748	1	3



Type	Code
Measurement Unit	numeric
Description	Current legal marital status was clarified when necessary.
P2HR7	Are you currently-married, widowed, divorced, legally separated, or have you never been married?

			Frequency	% of total	% of valid
Valid	1	married	58	2.58%	7%
	2	widowed	258	11.5%	31.16%
	3	divorced	402	17.91%	48.55%
	4	legally separated	51	2.27%	6.16%
	5	never been married	59	2.63%	7.13%
		Total	828	36.9%	100%
Missing	97	legitimate skip	1416	63.1%	
		Total	1,416	63.1%	

Valid	Invalid	Minimum	Maximum
828	1416	1	5




Type	Code
Measurement Unit	numeric
P2HR8	Where do you live now? That is, where do you stay most often?

	Frequency	% of total	% of valid
--	-----------	------------	------------

Valid	1	your own place (apartment, house, trailer, etc.)	2155	96.03%	96.03%
	2	another person's home	33	1.47%	1.47%
	3	your child's home	32	1.43%	1.43%
	4	your parents' home	16	0.71%	0.71%
	8	other	8	0.36%	0.36%
		Total	2,244	100%	100%

Valid	Invalid	Minimum	Maximum
2244	0	1	8

 P2HR9 - S4Q9 W1P LIVES ALONE-P2

Type	Code
Measurement Unit	numeric
P2HR9	Do you live alone or with others?

			Frequency	% of total	% of valid
Valid	1	alone	403	17.96%	61.9%
	2	with others	248	11.05%	38.1%
		Total	651	29.01%	100%
Missing	6	refused	1	0.04%	
	7	legitimate skip	1592	70.94%	
		Total	1,593	70.99%	

Valid	Invalid	Minimum	Maximum
651	1593	1	2

 P2HR10 - S4Q10 # PEOPLE IN HH EXCLD W1P-P2

Type	Numeric (Double)
Description	Includes all persons living in the home where spouse or partner lives. Includes spouse/partner who is living in the nursing home or similar facility. Allow 0-25.
P2HR10	How many people live with you? Don't count yourself, but do count all other adults and children. If someone usually lives with you but is away temporarily, include him or her.

			Frequency	% of total	% of valid
Missing	97	legitimate skip	403	17.96%	
		Total	403	17.96%	

Valid	Invalid	Minimum	Maximum	Mean	StdDev
-------	---------	---------	---------	------	--------

1841	403	0	10	1.6577946...	1.2114513...
------	-----	---	----	--------------	--------------

 P2HR11 - S4Q11 WITH SAME SP AS 1995-P2

Type	Code
Measurement Unit	numeric
P2HR11	Now we need to update our records. When we interviewed you in [Survey Month] of 1995, the records show that you were married or living with a partner. Was that person [name of spouse or partner]? [Or if no name ask, Are you with the same person now?]

			Frequency	% of total	% of valid
Valid	0	no	560	24.96%	31.53%
	1	yes	1216	54.19%	68.47%
		Total	1,776	79.14%	100%
Missing	7	legitimate skip	468	20.86%	
		Total	468	20.86%	

Valid	Invalid	Minimum	Maximum
1776	468	0	1

 P2HR12 - S4Q12 1995 RELATIONSHIP END: MO-P2

Type	Code
Measurement Unit	numeric
P2HR12	When did that relationship end? Month

			Frequency	% of total	% of valid
Valid	1	January	62	2.76%	11.57%
	2	February	46	2.05%	8.58%
	3	March	41	1.83%	7.65%
	4	April	42	1.87%	7.84%
	5	May	48	2.14%	8.96%
	6	June	63	2.81%	11.75%
	7	July	41	1.83%	7.65%
	8	August	52	2.32%	9.7%
	9	September	42	1.87%	7.84%
	10	October	44	1.96%	8.21%
	11	November	28	1.25%	5.22%
	12	December	27	1.2%	5.04%
		Total	536	23.89%	100%

Missing	96	refused	2	0.09%	
	97	legitimate skip	1684	75.04%	
	98	don't know	22	0.98%	
		Total	1,708	76.11%	

Valid	Invalid	Minimum	Maximum
536	1708	1	12

 P2HR13 - S4Q13 1995 RELATIONSHIP END: YR-P2

Type	Text
P2HR13	When did that relationship end? Year

Valid	Invalid
0	0

 P2HR14 - S4Q14 1995 RELNSHP END-YRS AGO-P2

Type	Numeric (Double)
Description	Interviewers were instructed to code less than 1 year as 0. Value 10: 10 or less years. Value 15: 15 or more years.
P2HR14	How many years ago did the relationship end?

			Frequency	% of total	% of valid
Missing	96	refused	2	0.09%	
	97	legitimate skip	2227	99.24%	
	98	don't know	3	0.13%	
		Total	2,232	99.47%	

Valid	Invalid	Minimum	Maximum	Mean	StdDev
12	2232	10	15	12.5	2.6111648...

 P2HR15 - S4Q15 1995 RELNSHP END: HOW-P2

Type	Code
Measurement Unit	numeric
P2HR15	How did that relationship end?

			Frequency	% of total	% of valid
Valid	1	separation (legal or non-legal)	77	3.43%	13.75%
	2	divorce	247	11.01%	44.11%
	4	spouse/partner deceased	202	9%	36.07%
	5	other	34	1.52%	6.07%

		Total	560	24.96%	100%
Missing	97	legitimate skip	1684	75.04%	
		Total	1,684	75.04%	

Valid	Invalid	Minimum	Maximum
560	1684	1	5



Type	Code
Measurement Unit	numeric
P2CT1	Were NO words remembered?

			Frequency	% of total	% of valid
Valid	0	no (respondent recalled at least 1 word)	2173	96.84%	96.97%
	1	yes (respondent recalled no words)	68	3.03%	3.03%
		Total	2,241	99.87%	100%
Missing	6	refused	3	0.13%	
		Total	3	0.13%	

Valid	Invalid	Minimum	Maximum
2241	3	0	1



Type	Code
Measurement Unit	numeric
P2CT2	Did respondent refuse to participate?

			Frequency	% of total	% of valid
Valid	0	no	2205	98.26%	98.35%
	1	yes	37	1.65%	1.65%
		Total	2,242	99.91%	100%
Missing	6	refused	2	0.09%	
		Total	2	0.09%	

Valid	Invalid	Minimum	Maximum
2242	2	0	1



 P2CT3 - S5Q3 WORD RECALL 1-INTERRUPT-P2

Type	Code
Measurement Unit	numeric
P2CT3	Was there an interruption during this word recall task?

			Frequency	% of total	% of valid
Valid	0	no	2190	97.59%	97.72%
	1	yes	51	2.27%	2.28%
Total			2,241	99.87%	100%
Missing	6	refused	3	0.13%	
	Total		3	0.13%	

Valid	Invalid	Minimum	Maximum
2241	3	0	1

 P2CTA - S5QA # OF WORDS REMEMBERED-90-SEC-P2

Type	Numeric (Double)
P2CTA	Interviewer, how many words on the list did the respondent remember in the 90-second recall?

			Frequency	% of total	% of valid
Missing	.	missing	1	0.04%	
	96	refused	7	0.31%	
	98	don't know	2	0.09%	
Total			10	0.45%	

Valid	Invalid	Minimum	Maximum	Mean	StdDev
2234	10	0	15	5.6763652...	1.7418496...

 P2CTB - S5QB # OF WORDS NOT ON LIST-90-SEC-P2

Type	Numeric (Double)
P2CTB	Interviewer, how many "remembered" words in the 90-second recall were not from the list?

			Frequency	% of total	% of valid
Missing	.	missing	1	0.04%	
	96	refused	7	0.31%	
	98	don't know	2	0.09%	
Total			10	0.45%	

Valid	Invalid	Minimum	Maximum	Mean	StdDev
2234	10	0	8	0.4825425...	0.9223840...

P2CTC - S5QC # OF WORDS REPEATED-90-SEC-P2

Type	Numeric (Double)
P2CTC	Interviewer, how many words were repeated during the 90-second recall?

			Frequency	% of total	% of valid
Missing	.	missing	1	0.04%	
	96	refused	7	0.31%	
	98	don't know	2	0.09%	
Total			10	0.45%	

Valid	Invalid	Minimum	Maximum	Mean	StdDev
2234	10	0	8	0.4959713...	1.0496974...

P2CT4 - S5Q4 OUTCOME: CNT BACK-20-P2

Type	Code
Measurement Unit	numeric
Description	First trial: Coded correct if respondent counted backwards from 19 to 10 or from 20 to 11 without error. Coded as refused if respondent refused to try the task.
P2CT4	Please start with 20.

			Frequency	% of total	% of valid
Valid	1	correct	2150	95.81%	95.81%
	2	incorrect	82	3.65%	3.65%
	3	wants to start over	1	0.04%	0.04%
	6	refused	11	0.49%	0.49%
Total			2,244	100%	100%

Valid	Invalid	Minimum	Maximum
2244	0	1	6


P2CT5 - S5Q5 OUTCOME: 2ND CNT BK-20-P2

Type	Code
Measurement Unit	numeric
Description	Second trial: Coded correct if respondent counted backwards from 19 to 10 or from 20 to 11 without error. Coded as refused if respondent refused to try the task.

P2CT5 The number to count backward from is 20.

			Frequency	% of total	% of valid
Valid	1	correct	1	0.04%	100%
		Total	1	0.04%	100%
Missing	7	legitimate skip	2243	99.96%	
		Total	2,243	99.96%	

Valid	Invalid	Minimum	Maximum
1	2243	1	1

 P2CT6 - S5Q6 OUTCOME: CNT BK-86-P2

Type	Code
Measurement Unit	numeric
Description	First trial: Coded correct if respondent counted backwards from 85 to 76 or from 86 to 77 without error. Coded as refused if respondent refused to try the task.
P2CT6	Please start with 86.

			Frequency	% of total	% of valid
Valid	1	correct	1978	88.15%	88.58%
		incorrect	254	11.32%	11.37%
		wants to start over	1	0.04%	0.04%
Total			2,233	99.51%	100%
Missing	7	legitimate skip	11	0.49%	
		Total	11	0.49%	

Valid	Invalid	Minimum	Maximum
2233	11	1	3

 P2CT7 - S5Q7 OUTCOME: 2ND CNT BK-86-P2

Type	Code
Measurement Unit	numeric
Description	Second trial: Coded correct if respondent counted backwards from 85 to 76 or from 86 to 77 without error. Coded as refused if respondent refused to try the task.
P2CT7	The number to count backward from is 86.

			Frequency	% of total	% of valid
Valid	1	correct	1	0.04%	100%

		Total	1	0.04%	100%
Missing	7	legitimate skip	2243	99.96%	
		Total	2,243	99.96%	

Valid	Invalid	Minimum	Maximum
1	2243	1	1

 P2CT8 - S5Q8 NO WORDS RECALLED (2)-P2

Type	Code
Measurement Unit	numeric
P2CT8	Interviewer, were NO words remembered?

			Frequency	% of total	% of valid
Valid	0	no (respondent recalled at least 1 word)	2173	96.84%	96.97%
	1	yes (respondent recalled no words)	68	3.03%	3.03%
		Total	2,241	99.87%	100%
Missing	6	refused	3	0.13%	
		Total	3	0.13%	

Valid	Invalid	Minimum	Maximum
2241	3	0	1

 P2CT9 - S5Q9 R RF 2ND WORD RECALL-P2

Type	Code
Measurement Unit	numeric
P2CT9	Interviewer, did respondent refuse to participate?

			Frequency	% of total	% of valid
Valid	0	no	2209	98.44%	98.53%
	1	yes	33	1.47%	1.47%
		Total	2,242	99.91%	100%
Missing	6	refused	2	0.09%	
		Total	2	0.09%	

Valid	Invalid	Minimum	Maximum
2242	2	0	1

 P2CT10 - S5Q10 WORD RECALL 2 INTERRUPT-P2

Type	Code
Measurement Unit	numeric
P2CT10	Interviewer, was there an interruption during this word recall task?

			Frequency	% of total	% of valid
Valid	0	no	2189	97.55%	97.64%
	1	yes	53	2.36%	2.36%
	Total		2,242	99.91%	100%
Missing	6	refused	2	0.09%	
	Total		2	0.09%	

Valid	Invalid	Minimum	Maximum
2242	2	0	1

 P2CTD - S5QD # OF WORDS REMEMBERED-60-SEC-P2

Type	Numeric (Double)
P2CTD	Interviewer, how many words on the list did the respondent remember in the 60-second recall?

			Frequency	% of total	% of valid
Missing	.	missing	1	0.04%	
	96	refused	7	0.31%	
	98	don't know	2	0.09%	
		Total	10	0.45%	

Valid	Invalid	Minimum	Maximum	Mean	StdDev
2234	10	0	14	4.2730528...	1.7880828...

 P2CTE - S5QE # OF WORDS NOT ON LIST-60-SEC-P2

Type	Numeric (Double)
P2CTE	Interviewer, how many "remembered" words in the 60-second recall were not from the list?

			Frequency	% of total	% of valid
Missing	.	missing	1	0.04%	
	96	refused	7	0.31%	
	98	don't know	2	0.09%	
		Total	10	0.45%	

Valid	Invalid	Minimum	Maximum	Mean	StdDev
2234	10	0	9	0.6186213...	1.0965616...

P2CTF - S5QF # OF WORDS REPEATED-60-SEC-P2

Type	Numeric (Double)
P2CTF	Interviewer, how many words were repeated during the 60-second recall?

			Frequency	% of total	% of valid
Missing	.	missing	1	0.04%	
	96	refused	7	0.31%	
	98	don't know	2	0.09%	
Total			10	0.45%	

Valid	Invalid	Minimum	Maximum	Mean	StdDev
2234	10	0	9	0.2748433...	0.7801977...

P2PE1 - S6Q1 LIFE OF THE PARTY-P2

Type	Code
Measurement Unit	numeric
P2PE1	I am the life of the party.

			Frequency	% of total	% of valid
Valid	1	strongly agree	89	3.97%	3.97%
	2	agree	427	19.03%	19.03%
	3	neither agree nor disagree	824	36.72%	36.72%
	4	disagree	720	32.09%	32.09%
	5	strongly disagree	184	8.2%	8.2%
Total			2,244	100%	100%

Valid	Invalid	Minimum	Maximum
2244	0	1	5

P2PE2 - S6Q2 SYMPATHIZE W/ OTHERS-P2

Type	Code
Measurement Unit	numeric
P2PE2	I sympathize with others' feelings.

			Frequency	% of total	% of valid
--	--	--	-----------	------------	------------

Valid	1	strongly agree	1310	58.38%	58.4%
	2	agree	861	38.37%	38.39%
	3	neither agree nor disagree	49	2.18%	2.18%
	4	disagree	10	0.45%	0.45%
	5	strongly disagree	13	0.58%	0.58%
		Total	2,243	99.96%	100%
Missing	98	don't know	1	0.04%	
		Total	1	0.04%	

Valid	Invalid	Minimum	Maximum
2243	1	1	5

 P2PE3 - S6Q3 GET CHORES DONE-P2

Type	Code
Measurement Unit	numeric
P2PE3	I get chores done right away.

			Frequency	% of total	% of valid
Valid	1	strongly agree	435	19.39%	19.39%
	2	agree	908	40.46%	40.46%
	3	neither agree nor disagree	460	20.5%	20.5%
	4	disagree	373	16.62%	16.62%
	5	strongly disagree	68	3.03%	3.03%
		Total	2,244	100%	100%

Valid	Invalid	Minimum	Maximum
2244	0	1	5

 P2PE4 - S6Q4 FREQUENT MOOD SWINGS-P2

Type	Code
Measurement Unit	numeric
P2PE4	I have frequent mood swings.

			Frequency	% of total	% of valid
Valid	1	strongly agree	121	5.39%	5.39%
	2	agree	497	22.15%	22.15%
	3	neither agree nor disagree	397	17.69%	17.69%
	4	disagree	988	44.03%	44.03%
	5	strongly disagree	241	10.74%	10.74%
		Total	2,244	100%	100%

Valid	Invalid	Minimum	Maximum
2244	0	1	5

### P2PE5 - S6Q5 VIVID IMAGINATION-P2

Type	Code
Measurement Unit	numeric
P2PE5	I have a vivid imagination.

			Frequency	% of total	% of valid
Valid	1	strongly agree	315	14.04%	14.04%
	2	agree	904	40.29%	40.3%
	3	neither agree nor disagree	561	25%	25.01%
	4	disagree	420	18.72%	18.72%
	5	strongly disagree	43	1.92%	1.92%
		Total	2,243	99.96%	100%
Missing	98	don't know	1	0.04%	
		Total	1	0.04%	

Valid	Invalid	Minimum	Maximum
2243	1	1	5

### P2PE6 - S6Q6 DO NOT TALK A LOT-P2

Type	Code
Measurement Unit	numeric
P2PE6	I don't talk a lot.

			Frequency	% of total	% of valid
Valid	1	strongly agree	115	5.12%	5.12%
	2	agree	700	31.19%	31.19%
	3	neither agree nor disagree	406	18.09%	18.09%
	4	disagree	739	32.93%	32.93%
	5	strongly disagree	284	12.66%	12.66%
		Total	2,244	100%	100%

Valid	Invalid	Minimum	Maximum
2244	0	1	5

### P2PE7 - S6Q7 DISINTEREST IN PROBLEMS-P2

Type	Code
Measurement Unit	numeric



P2PE7 I am not interested in other people's problems.

			Frequency	% of total	% of valid
Valid	1	strongly agree	61	2.72%	2.72%
	2	agree	266	11.85%	11.86%
	3	neither agree nor disagree	365	16.27%	16.28%
	4	disagree	1145	51.02%	51.07%
	5	strongly disagree	405	18.05%	18.06%
Total			2,242	99.91%	100%
Missing	96	refused	1	0.04%	
	98	don't know	1	0.04%	
Total			2	0.09%	

Valid	Invalid	Minimum	Maximum
2242	2	1	5

 P2PE8 - S6Q8 FORGET TO RETURN THINGS-P2

Type	Code
Measurement Unit	numeric
P2PE8	I often forget to put things back in their proper place.

			Frequency	% of total	% of valid
Valid	1	strongly agree	106	4.72%	4.72%
	2	agree	438	19.52%	19.52%
	3	neither agree nor disagree	266	11.85%	11.85%
	4	disagree	1044	46.52%	46.52%
	5	strongly disagree	390	17.38%	17.38%
Total			2,244	100%	100%

Valid	Invalid	Minimum	Maximum
2244	0	1	5

 P2PE9 - S6Q9 RELAXED MOST OF THE TIME-P2

Type	Code
Measurement Unit	numeric
P2PE9	I am relaxed most of the time.

			Frequency	% of total	% of valid
--	--	--	-----------	------------	------------

Valid	1	strongly agree	199	8.87%	8.87%
	2	agree	1076	47.95%	47.95%
	3	neither agree nor disagree	383	17.07%	17.07%
	4	disagree	501	22.33%	22.33%
	5	strongly disagree	85	3.79%	3.79%
		Total	2,244	100%	100%

Valid	Invalid	Minimum	Maximum
2244	0	1	5

 P2PE10 - S6Q10 NO ABSTRACT IDEAS-P2

Type	Code
Measurement Unit	numeric
P2PE10	I am not interested in abstract ideas.

			Frequency	% of total	% of valid
Valid	1	strongly agree	76	3.39%	3.41%
	2	agree	564	25.13%	25.33%
	3	neither agree nor disagree	693	30.88%	31.12%
	4	disagree	752	33.51%	33.77%
	5	strongly disagree	142	6.33%	6.38%
		Total	2,227	99.24%	100%
Missing	96	refused	1	0.04%	
	98	don't know	16	0.71%	
		Total	17	0.76%	

Valid	Invalid	Minimum	Maximum
2227	17	1	5

 P2PE11 - S6Q11 SOCIALIZE AT PARTIES-P2

Type	Code
Measurement Unit	numeric
P2PE11	I talk to a lot of different people at parties.

			Frequency	% of total	% of valid
Valid	1	strongly agree	200	8.91%	8.92%
	2	agree	876	39.04%	39.05%
	3	neither agree nor disagree	357	15.91%	15.92%
	4	disagree	676	30.12%	30.14%
	5	strongly disagree	134	5.97%	5.97%
		Total	2,243	99.96%	100%

Missing	96	refused	1	0.04%	
		Total	1	0.04%	

Valid	Invalid	Minimum	Maximum
2243	1	1	5

 P2PE12 - S6Q12 FEEL OTHERS' EMOTIONS-P2

Type	Code
Measurement Unit	numeric
P2PE12	I feel others' emotions.

			Frequency	% of total	% of valid
Valid	1	strongly agree	471	20.99%	20.99%
	2	agree	1466	65.33%	65.33%
	3	neither agree nor disagree	204	9.09%	9.09%
	4	disagree	91	4.06%	4.06%
	5	strongly disagree	12	0.53%	0.53%
Total			2,244	100%	100%

Valid	Invalid	Minimum	Maximum
2244	0	1	5

 P2PE13 - S6Q13 I LIKE ORDER-P2

Type	Code
Measurement Unit	numeric
P2PE13	I like order.

			Frequency	% of total	% of valid
Valid	1	strongly agree	596	26.56%	26.56%
	2	agree	1286	57.31%	57.31%
	3	neither agree nor disagree	247	11.01%	11.01%
	4	disagree	105	4.68%	4.68%
	5	strongly disagree	10	0.45%	0.45%
Total			2,244	100%	100%

Valid	Invalid	Minimum	Maximum
2244	0	1	5

 P2PE14 - S6Q14 I GET UPSET EASILY-P2

Type	Code
------	------

Measurement Unit	numeric
P2PE14	I get upset easily.

			Frequency	% of total	% of valid
Valid	1	strongly agree	107	4.77%	4.77%
	2	agree	484	21.57%	21.57%
	3	neither agree nor disagree	428	19.07%	19.07%
	4	disagree	1083	48.26%	48.26%
	5	strongly disagree	142	6.33%	6.33%
Total			2,244	100%	100%

Valid	Invalid	Minimum	Maximum
2244	0	1	5

 P2PE15 - S6Q15 ABSTRACT CONCEPTS HARD-P2

Type	Code
Measurement Unit	numeric
P2PE15	I have difficulty understanding abstract ideas.

			Frequency	% of total	% of valid
Valid	1	strongly agree	58	2.58%	2.6%
	2	agree	524	23.35%	23.51%
	3	neither agree nor disagree	603	26.87%	27.05%
	4	disagree	942	41.98%	42.26%
	5	strongly disagree	102	4.55%	4.58%
Total			2,229	99.33%	100%
Missing	98	don't know	15	0.67%	
	Total		15	0.67%	

Valid	Invalid	Minimum	Maximum
2229	15	1	5

 P2PE16 - S6Q16 I KEEP IN THE BACKGROUND-P2

Type	Code
Measurement Unit	numeric
P2PE16	I keep in the background.

			Frequency	% of total	% of valid
--	--	--	-----------	------------	------------

Valid	1	strongly agree	91	4.06%	4.06%
	2	agree	779	34.71%	34.73%
	3	neither agree nor disagree	512	22.82%	22.83%
	4	disagree	747	33.29%	33.3%
	5	strongly disagree	114	5.08%	5.08%
		Total	2,243	99.96%	100%
Missing	98	don't know	1	0.04%	
		Total	1	0.04%	

Valid	Invalid	Minimum	Maximum
2243	1	1	5

P2PE17 - S6Q17 UNINTERESTED IN OTHERS-P2

Type	Code
Measurement Unit	numeric
P2PE17	I am not really interested in others.

			Frequency	% of total	% of valid
Valid	1	strongly agree	16	0.71%	0.71%
	2	agree	104	4.63%	4.64%
	3	neither agree nor disagree	187	8.33%	8.34%
	4	disagree	1483	66.09%	66.12%
	5	strongly disagree	453	20.19%	20.2%
		Total	2,243	99.96%	100%
Missing	98	don't know	1	0.04%	
		Total	1	0.04%	

Valid	Invalid	Minimum	Maximum
2243	1	1	5

P2PE18 - S6Q18 I MAKE A MESS OF THINGS-P2

Type	Code
Measurement Unit	numeric
P2PE18	I make a mess of things.

			Frequency	% of total	% of valid
Valid	1	strongly agree	24	1.07%	1.07%
	2	agree	192	8.56%	8.56%
	3	neither agree nor disagree	340	15.15%	15.16%
	4	disagree	1319	58.78%	58.81%
	5	strongly disagree	368	16.4%	16.41%

		Total	2,243	99.96%	100%
Missing	98	don't know	1	0.04%	
		Total	1	0.04%	

Valid	Invalid	Minimum	Maximum
2243	1	1	5

 P2PE19 - S6Q19 I SELDOM FEEL BLUE-P2

Type	Code
Measurement Unit	numeric
P2PE19	I seldom feel blue.

			Frequency	% of total	% of valid
Valid	1	strongly agree	131	5.84%	5.84%
	2	agree	935	41.67%	41.7%
	3	neither agree nor disagree	411	18.32%	18.33%
	4	disagree	668	29.77%	29.79%
	5	strongly disagree	97	4.32%	4.33%
		Total	2,242	99.91%	100%
Missing	98	don't know	2	0.09%	
		Total	2	0.09%	

Valid	Invalid	Minimum	Maximum
2242	2	1	5

 P2PE20 - S6Q20 LACK GOOD IMAGINATION-P2

Type	Code
Measurement Unit	numeric
P2PE20	I do not have a good imagination.

			Frequency	% of total	% of valid
Valid	1	strongly agree	29	1.29%	1.29%
	2	agree	293	13.06%	13.06%
	3	neither agree nor disagree	320	14.26%	14.26%
	4	disagree	1254	55.88%	55.88%
	5	strongly disagree	348	15.51%	15.51%
		Total	2,244	100%	100%

Valid	Invalid	Minimum	Maximum
2244	0	1	5

 P2PE21 - S6Q21 LIKE TO TAKE RISKS-P2

Type	Code
Measurement Unit	numeric
P2PE21	I like to take risks.

			Frequency	% of total	% of valid
Valid	1	strongly agree	78	3.48%	3.48%
	2	agree	516	22.99%	23%
	3	neither agree nor disagree	516	22.99%	23%
	4	disagree	963	42.91%	42.93%
	5	strongly disagree	170	7.58%	7.58%
		Total	2,243	99.96%	100%
Missing	98	don't know	1	0.04%	
		Total	1	0.04%	

Valid	Invalid	Minimum	Maximum
2243	1	1	5

 P2PE22 - S6Q22 I FINISH WHAT I BEGIN-P2

Type	Code
Measurement Unit	numeric
P2PE22	I finished whatever I begin.

			Frequency	% of total	% of valid
Valid	1	strongly agree	318	14.17%	14.17%
	2	agree	1231	54.86%	54.86%
	3	neither agree nor disagree	387	17.25%	17.25%
	4	disagree	278	12.39%	12.39%
	5	strongly disagree	30	1.34%	1.34%
		Total	2,244	100%	100%


Valid	Invalid	Minimum	Maximum
2244	0	1	5

 P2PE23 - S6Q23 I WORK HARD-P2

Type	Code
Measurement Unit	numeric
P2PE23	I am a hard worker. I keep working when others stop to take a break.

			Frequency	% of total	% of valid
Valid	1	strongly agree	634	28.25%	28.25%
	2	agree	1184	52.76%	52.76%
	3	neither agree nor disagree	243	10.83%	10.83%
	4	disagree	164	7.31%	7.31%
	5	strongly disagree	19	0.85%	0.85%
Total			2,244	100%	100%

Valid	Invalid	Minimum	Maximum
2244	0	1	5

 P2PE24 - S6Q24 I AM DILIGENT-P2

Type	Code
Measurement Unit	numeric
P2PE24	I am diligent. I never give up.

			Frequency	% of total	% of valid
Valid	1	strongly agree	456	20.32%	20.32%
	2	agree	1277	56.91%	56.91%
	3	neither agree nor disagree	334	14.88%	14.88%
	4	disagree	171	7.62%	7.62%
	5	strongly disagree	6	0.27%	0.27%
Total			2,244	100%	100%

Valid	Invalid	Minimum	Maximum
2244	0	1	5

 P2PE25 - S6Q25 CHOOSE FUN OVER WORK-P2

Type	Code
Measurement Unit	numeric
P2PE25	Pleasure and fun sometimes keep me from getting work done.

			Frequency	% of total	% of valid
Valid	1	strongly agree	53	2.36%	2.36%
	2	agree	543	24.2%	24.22%
	3	neither agree nor disagree	315	14.04%	14.05%
	4	disagree	1161	51.74%	51.78%
	5	strongly disagree	170	7.58%	7.58%
Total			2,242	99.91%	100%
Missing	98	don't know	2	0.09%	
	Total		2	0.09%	



Valid	Invalid	Minimum	Maximum
2242	2	1	5

P2PE26 - S6Q26 HARD TO BREAK BAD HABITS-P2

Type	Code
Measurement Unit	numeric
P2PE26	I have a hard time breaking bad habits.

			Frequency	% of total	% of valid
Valid	1	strongly agree	106	4.72%	4.73%
	2	agree	744	33.16%	33.17%
	3	neither agree nor disagree	475	21.17%	21.18%
	4	disagree	819	36.5%	36.51%
	5	strongly disagree	99	4.41%	4.41%
		Total	2,243	99.96%	100%
Missing	98	don't know	1	0.04%	
		Total	1	0.04%	

Valid	Invalid	Minimum	Maximum
2243	1	1	5

P2PE27 - S6Q27 CANNOT STOP DOING WRONG-P2

Type	Code
Measurement Unit	numeric
P2PE27	Sometimes I can't stop myself from doing something, even if I know it is wrong.

			Frequency	% of total	% of valid
Valid	1	strongly agree	40	1.78%	1.78%
	2	agree	294	13.1%	13.11%
	3	neither agree nor disagree	240	10.7%	10.7%
	4	disagree	1324	59%	59.05%
	5	strongly disagree	344	15.33%	15.34%
		Total	2,242	99.91%	100%
Missing	98	don't know	2	0.09%	
		Total	2	0.09%	

Valid	Invalid	Minimum	Maximum
2242	2	1	5

 P2PE28 - S6Q28 IMPATIENT (0) TO PATIENT (10)-P2

Type	Numeric (Double)
Description	Interviewers were instructed to enter only a whole number between 0 and 10.
P2PE28	On a scale of 0 to 10 where 0 is "very impatient" and 10 is "very patient," are you generally an impatient person, or someone who always shows great patience?

			Frequency	% of total	% of valid
Missing	98	don't know	2	0.09%	
		Total	2	0.09%	

Valid	Invalid	Minimum	Maximum	Mean	StdDev
2242	2	0	10	7.1775200...	2.0640510...

 P2WP1 - S7Q1 # SIBLINGS ALIVE OR DEAD-P2

Type	Numeric (Double)
Description	Allow 0 - 20. Value 16: 16 or more.
P2WP1	Let's start with some questions about your biological and adopted brothers and sisters. Please count those born alive but no longer living, as well as those alive now. How many siblings do you have?

			Frequency	% of total	% of valid
Missing	96	refused	2	0.09%	
		Total	2	0.09%	

Valid	Invalid	Minimum	Maximum	Mean	StdDev
2242	2	0	16	4.0914362...	2.8388406...

 P2WP2 - S7Q2 NUMB OF LIVE SIBLINGS-P2

Type	Numeric (Double)
Description	Allow 0 - 20. Value 14: 14 or more.
P2WP2	How many of them are still living?

			Frequency	% of total	% of valid
Missing	97	legitimate skip	59	2.63%	
	98	don't know	2	0.09%	
		Total	61	2.72%	

Valid	Invalid	Minimum	Maximum	Mean	StdDev
-------	---------	---------	---------	------	--------

2183	61	0	14	3.4035730...	2.3236570...
------	----	---	----	--------------	--------------

 P2WP3 - S7Q3 # OF OTHER CHILDREN-P2

Type	Numeric (Double)
P2WP3	How many other living biological, adopted, or step children do you [and your spouse/partner] have?

Valid	Invalid	Minimum	Maximum	Mean	StdDev
2244	0	0	11	1.7406417...	1.5160095...

 P2WP4 - S7Q4 FATHER STILL LIVING-P2

Type	Code
Measurement Unit	numeric
P2WP4	You told me that your mother lives here. Is your biological or adoptive father still living?

			Frequency	% of total	% of valid
Valid	0	no	39	1.74%	90.7%
	1	yes	4	0.18%	9.3%
	Total		43	1.92%	100%
Missing	7	legitimate skip	2201	98.08%	
	Total		2,201	98.08%	

Valid	Invalid	Minimum	Maximum
43	2201	0	1

 P2WP5 - S7Q5 MOTHER STILL LIVING-P2

Type	Code
Measurement Unit	numeric
P2WP5	You told me that your father lives here. Is your biological or adoptive mother still living?

			Frequency	% of total	% of valid
Valid	0	no	7	0.31%	63.64%
	1	yes	4	0.18%	36.36%
	Total		11	0.49%	100%
Missing	7	legitimate skip	2233	99.51%	
	Total		2,233	99.51%	

Valid	Invalid	Minimum	Maximum
-------	---------	---------	---------

11	2233	0	1
----	------	---	---



Type	Code
Measurement Unit	numeric
P2WP6	Is your biological or adoptive mother still living?

			Frequency	% of total	% of valid
Valid	0	no	1564	69.7%	71.74%
	1	yes	616	27.45%	28.26%
	Total		2,180	97.15%	100%
Missing	6	refused	2	0.09%	
	7	legitimate skip	59	2.63%	
	8	don't know	3	0.13%	
	Total		64	2.85%	

Valid	Invalid	Minimum	Maximum
2180	64	0	1



Type	Code
Measurement Unit	numeric
P2WP7	Is your biological or adoptive father still living?

			Frequency	% of total	% of valid
Valid	0	no	1909	85.07%	88.01%
	1	yes	260	11.59%	11.99%
	Total		2,169	96.66%	100%
Missing	6	refused	2	0.09%	
	7	legitimate skip	59	2.63%	
	8	don't know	14	0.62%	
	Total		75	3.34%	

Valid	Invalid	Minimum	Maximum
2169	75	0	1



Type	Code
Measurement Unit	numeric

P2WP8	You told me that [spouse or partner's] mother lives here. Is [spouse or partner's] biological or adoptive father still living?
-------	--

			Frequency	% of total	% of valid
Valid	0	no	7	0.31%	100%
	Total		7	0.31%	100%
Missing	7	legitimate skip	2237	99.69%	
	Total		2,237	99.69%	

Valid	Invalid	Minimum	Maximum
7	2237	0	0

 P2WP9 - S7Q9 S/P's MOTHER STILL LIVING-P2

Type	Code
Measurement Unit	numeric
P2WP9	You told me that [spouse or partner's] father lives here. Is [spouse or partner's] biological or adoptive mother still living?

Valid	Invalid
0	0

 P2WP10 - S7Q10 S/P's MOTHER STILL LIVING-P2

Type	Code
Measurement Unit	numeric
P2WP10	Is [spouse or partner's] biological or adoptive mother still living?

			Frequency	% of total	% of valid
Valid	0	no	1079	48.08%	73.65%
	1	yes	386	17.2%	26.35%
	Total		1,465	65.29%	100%
Missing	6	refused	2	0.09%	
	7	legitimate skip	775	34.54%	
	8	don't know	2	0.09%	
	Total		779	34.71%	

Valid	Invalid	Minimum	Maximum
1465	779	0	1

 P2WP11 - S7Q11 S/P's FATHER STILL LIVING-P2

Type	Code
------	------

Measurement Unit	numeric
P2WP11	Is [spouse or partner's] biological or adoptive father still living?

			Frequency	% of total	% of valid
Valid	0	no	1289	57.44%	88.11%
	1	yes	174	7.75%	11.89%
Total			1,463	65.2%	100%
Missing	6	refused	2	0.09%	
	7	legitimate skip	775	34.54%	
	8	don't know	4	0.18%	
Total			781	34.8%	

Valid	Invalid	Minimum	Maximum
1463	781	0	1

### P2WP12 - S7Q12 HELPED PARENTS-ACTIVITIES-P2

Type	Code
Measurement Unit	numeric
P2WP12	In the past 12 months did you [or your spouse/partner] spend time helping your [or your spouse/partner's] parents?

			Frequency	% of total	% of valid
Valid	0	no	254	11.32%	24.95%
	1	yes	764	34.05%	75.05%
Total			1,018	45.37%	100%
Missing	7	legitimate skip	1224	54.55%	
	8	don't know	2	0.09%	
Total			1,226	54.63%	

Valid	Invalid	Minimum	Maximum
1018	1226	0	1

### P2WP13 - S7Q13 PARENTS HELPED-ACTIVITIES-P2

Type	Code
Measurement Unit	numeric
P2WP13	In the past 12 months did your [or your spouse/partner's] parents spend time helping you [or your spouse/partner]?

			Frequency	% of total	% of valid
Valid	0	no	733	32.66%	71.86%
	1	yes	287	12.79%	28.14%

		Total	1,020	45.45%	100%
Missing	7	legitimate skip	1224	54.55%	
		Total	1,224	54.55%	

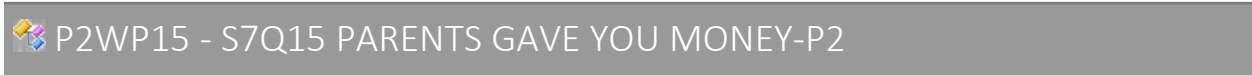
Valid	Invalid	Minimum	Maximum
1020	1224	0	1



Type	Code
Measurement Unit	numeric
P2WP14	In the past 12 months did you [or your spouse/partner] give any money, personal loans or gifts of \$100 or more to your [or your spouse/partner's] parents?

			Frequency	% of total	% of valid
Valid	0	no	656	29.23%	64.63%
	1	yes	359	16%	35.37%
		Total	1,015	45.23%	100%
Missing	6	refused	1	0.04%	
	7	legitimate skip	1224	54.55%	
	8	don't know	4	0.18%	
		Total	1,229	54.77%	

Valid	Invalid	Minimum	Maximum
1015	1229	0	1



Type	Code
Measurement Unit	numeric
P2WP15	In the past 12 months did your parents [or your spouse/partner's parents] give you [or your spouse/partner] any money, personal loans, or gifts of \$100 or more?

			Frequency	% of total	% of valid
Valid	0	no	742	33.07%	72.89%
	1	yes	276	12.3%	27.11%
		Total	1,018	45.37%	100%
Missing	6	refused	1	0.04%	
	7	legitimate skip	1224	54.55%	
	8	don't know	1	0.04%	
		Total	1,229	54.77%	

		Total	1,226	54.63%	
--	--	-------	-------	--------	--

Valid	Invalid	Minimum	Maximum
1018	1226	0	1

P2WP16 - S7Q16 HELPED CHILDREN-ACTIVITIES-P2

Type	Code
Measurement Unit	numeric
P2WP16	In the past 12 months did you [or your spouse/partner] spend time helping one or more of your [or your spouse/partner's] children?

			Frequency	% of total	% of valid
Valid	0	no	273	12.17%	12.17%
	1	yes	1970	87.79%	87.83%
Total			2,243	99.96%	100%
Missing	6	refused	1	0.04%	
	Total		1	0.04%	

Valid	Invalid	Minimum	Maximum
2243	1	0	1

P2WP17 - S7Q17 CHILDREN HELPED-ACTIVITIES-P2

Type	Code
Measurement Unit	numeric
P2WP17	In the past 12 months did one or more of your [or your spouse/partner's] children spend time helping you [or your spouse/partner] with activities such as errands, transportation, chores, or hands-on care?

			Frequency	% of total	% of valid
Valid	0	no	677	30.17%	30.22%
	1	yes	1563	69.65%	69.78%
Total			2,240	99.82%	100%
Missing	6	refused	2	0.09%	
	8	don't know	2	0.09%	
Total			4	0.18%	

Valid	Invalid	Minimum	Maximum
2240	4	0	1

P2WP18 - S7Q18 GAVE MONEY TO CHILDREN-P2



Type	Code
Measurement Unit	numeric
P2WP18	In the past 12 months did you [or your spouse/partner] give any money, personal loans, or gifts of \$100 or more to one or more of your [or your spouse/partner's] children?

			Frequency	% of total	% of valid
Valid	0	no	743	33.11%	33.32%
	1	yes	1487	66.27%	66.68%
Total			2,230	99.38%	100%
Missing	6	refused	11	0.49%	
	8	don't know	3	0.13%	
Total			14	0.62%	

Valid	Invalid	Minimum	Maximum
2230	14	0	1

 P2WP19 - S7Q19 CHILDREN GAVE \$ TO YOU-P2

Type	Code
Measurement Unit	numeric
P2WP19	In the past 12 months did one or more of your children [or your spouse or partner's children] give you [or your spouse/partner] any money, personal loans or gifts of \$100 or more?

			Frequency	% of total	% of valid
Valid	0	no	1508	67.2%	67.47%
	1	yes	727	32.4%	32.53%
Total			2,235	99.6%	100%
Missing	6	refused	6	0.27%	
	8	don't know	3	0.13%	
Total			9	0.4%	

Valid	Invalid	Minimum	Maximum
2235	9	0	1

 P2HE1 - S8Q1 HEIGHT REPORTED-FEET-P2

Type	Numeric (Double)
Description	6 feet, 4 inches includes 6.4 feet and taller.
P2HE1	How tall are you in feet and inches? (feet)

Valid	Invalid	Minimum	Maximum	Mean	StdDev

2244	0	4	6	4.9688057...	0.2252619...
------	---	---	---	--------------	--------------

 P2HE2 - S8Q2 HEIGHT REPORTED-INCHES-P2

Type	Numeric (Double)
Description	6 feet, 4 inches includes 6.4 feet and taller.
P2HE2	How tall are you in feet and inches? (inches)

			Frequency	% of total	% of valid
Missing	98	don't know	6	0.27%	
		Total	6	0.27%	

Valid	Invalid	Minimum	Maximum	Mean	StdDev
2238	6	0	11.5	4.4579982...	2.7454641...

 P2HE3 - S8Q3 WEIGHT REPORTED-POUNDS-P2

Type	Numeric (Double)
Description	Interviewers were instructed to round to the nearest pound. Allow 0 to 999. Value 360: 360 or more.
P2HE3	What is your current weight in pounds?

			Frequency	% of total	% of valid
Missing	996	refused	42	1.87%	
	998	don't know	25	1.11%	
		Total	67	2.99%	

Valid	Invalid	Minimum	Maximum	Mean	StdDev
2177	67	90	360	174.86219...	41.548301...

 P2HE4 - S8Q4 GENERAL PHYSICAL HEALTH-P2

Type	Code
Measurement Unit	numeric
P2HE4	Would you say your health is excellent, very good, good, fair, or poor?

			Frequency	% of total	% of valid
Valid	1	excellent	199	8.87%	8.87%
	2	very good	650	28.97%	28.97%
	3	good	746	33.24%	33.24%
	4	fair	489	21.79%	21.79%
	5	poor	160	7.13%	7.13%
		Total	2,244	100%	100%

Valid	Invalid	Minimum	Maximum
2244	0	1	5

 P2HE5 - S8Q5 NO HEALTH INSURANCE-P2

Type	Code
Measurement Unit	numeric
P2HE5	You have no health insurance

			Frequency	% of total	% of valid
Valid	0	no	2138	95.28%	95.4%
	1	yes	103	4.59%	4.6%
	Total		2,241	99.87%	100%
Missing	6	refused	2	0.09%	
	8	don't know	1	0.04%	
	Total		3	0.13%	

Valid	Invalid	Minimum	Maximum
2241	3	0	1

 P2HE6 - S8Q6 INSURANCE THRU WORK-P2

Type	Code
Measurement Unit	numeric
P2HE6	You get insurance through work or a former employer

			Frequency	% of total	% of valid
Valid	0	no	1478	65.86%	65.95%
	1	yes	763	34%	34.05%
	Total		2,241	99.87%	100%
Missing	6	refused	2	0.09%	
	8	don't know	1	0.04%	
	Total		3	0.13%	

Valid	Invalid	Minimum	Maximum
2241	3	0	1

 P2HE7 - S8Q7 INSURANCE THRU UNION-P2

Type	Code
Measurement Unit	numeric
P2HE7	You get insurance through a union

			Frequency	% of total	% of valid
Valid	0	no	2210	98.48%	98.62%
	1	yes	31	1.38%	1.38%
		Total	2,241	99.87%	100%
Missing	6	refused	2	0.09%	
	8	don't know	1	0.04%	
		Total	3	0.13%	

Valid	Invalid	Minimum	Maximum
2241	3	0	1

 P2HE8 - S8Q8 INSURANCE THRU SPOUSE WORK-P2

Type	Code
Measurement Unit	numeric
P2HE8	You are covered by your husbands' or wife's insurance

			Frequency	% of total	% of valid
Valid	0	no	1867	83.2%	83.31%
	1	yes	374	16.67%	16.69%
		Total	2,241	99.87%	100%
Missing	6	refused	2	0.09%	
	8	don't know	1	0.04%	
		Total	3	0.13%	

Valid	Invalid	Minimum	Maximum
2241	3	0	1

 P2HE9 - S8Q9 INSURANCE THRU MILITARY-P2

Type	Code
Measurement Unit	numeric
P2HE9	You are covered because you are active duty military

			Frequency	% of total	% of valid
Valid	0	no	2241	99.87%	100%
			Total	2,241	99.87%
Missing	6	refused	2	0.09%	
	8	don't know	1	0.04%	
		Total	3	0.13%	

Valid	Invalid	Minimum	Maximum

2241	3	0	0
------	---	---	---

 P2HE10 - S8Q10 BUY PRIVATE INSURANCE-P2

Type	Code
Measurement Unit	numeric
P2HE10	You buy private insurance yourself

			Frequency	% of total	% of valid
Valid	0	no	1911	85.16%	85.27%
	1	yes	330	14.71%	14.73%
	Total		2,241	99.87%	100%
Missing	6	refused	2	0.09%	
	8	don't know	1	0.04%	
	Total		3	0.13%	

Valid	Invalid	Minimum	Maximum
2241	3	0	1

 P2HE11 - S8Q11 BUY INSURANCE-EXCHANGE-P2

Type	Code
Measurement Unit	numeric
P2HE11	You buy insurance through a Health Insurance Marketplace or Exchange

			Frequency	% of total	% of valid
Valid	0	no	2122	94.56%	94.69%
	1	yes	119	5.3%	5.31%
	Total		2,241	99.87%	100%
Missing	6	refused	2	0.09%	
	8	don't know	1	0.04%	
	Total		3	0.13%	

Valid	Invalid	Minimum	Maximum
2241	3	0	1

 P2HE12 - S8Q12 MEDICARE-P2

Type	Code
Measurement Unit	numeric
P2HE12	You are on Medicare

			Frequency	% of total	% of valid
--	--	--	-----------	------------	------------

Valid	0	no	1392	62.03%	62.12%
	1	yes	849	37.83%	37.88%
		Total	2,241	99.87%	100%
Missing	6	refused	2	0.09%	
	8	don't know	1	0.04%	
		Total	3	0.13%	

Valid	Invalid	Minimum	Maximum
2241	3	0	1



Type	Code
Measurement Unit	numeric
P2HE13	You are on Medicaid

			Frequency	% of total	% of valid
Valid	0	no	2067	92.11%	92.24%
	1	yes	174	7.75%	7.76%
		Total	2,241	99.87%	100%
Missing	6	refused	2	0.09%	
	8	don't know	1	0.04%	
		Total	3	0.13%	

Valid	Invalid	Minimum	Maximum
2241	3	0	1



Type	Code
Measurement Unit	numeric
P2HE14	You get care through the Department of Veterans Affairs

			Frequency	% of total	% of valid
Valid	0	no	2218	98.84%	98.97%
	1	yes	23	1.02%	1.03%
		Total	2,241	99.87%	100%
Missing	6	refused	2	0.09%	
	8	don't know	1	0.04%	
		Total	3	0.13%	

Valid	Invalid	Minimum	Maximum
-------	---------	---------	---------

2241	3	0	1
------	---	---	---

 P2HE15 - S8Q15 INSURANCE THRU INDIAN HLTH-P2

Type	Code
Measurement Unit	numeric
P2HE15	You are covered through the Indian Health Service

			Frequency	% of total	% of valid
Valid	0	no	2233	99.51%	99.64%
	1	yes	8	0.36%	0.36%
	Total		2,241	99.87%	100%
Missing	6	refused	2	0.09%	
	8	don't know	1	0.04%	
	Total		3	0.13%	

Valid	Invalid	Minimum	Maximum
2241	3	0	1

 P2HE16 - S8Q16 TRI-CARE, CHAMPUS, ETC-P2

Type	Code
Measurement Unit	numeric
P2HE16	You are covered through TRI-CARE, CHAMPUS, CHAMP-VA, or any other military health plan

			Frequency	% of total	% of valid
Valid	0	no	2174	96.88%	97.01%
	1	yes	67	2.99%	2.99%
	Total		2,241	99.87%	100%
Missing	6	refused	2	0.09%	
	8	don't know	1	0.04%	
	Total		3	0.13%	

Valid	Invalid	Minimum	Maximum
2241	3	0	1

 P2HE17 - S8Q17 DO NOT KNOW INSURANCE-P2

Type	Code
Measurement Unit	numeric
P2HE17	You do not know what your health insurance is

			Frequency	% of total	% of valid
Valid	0	no	2225	99.15%	99.29%
	1	yes	16	0.71%	0.71%
	Total		2,241	99.87%	100%
Missing	6	refused	2	0.09%	
	8	don't know	1	0.04%	
	Total		3	0.13%	

Valid	Invalid	Minimum	Maximum
2241	3	0	1



Type	Code
Measurement Unit	numeric
Description	Respondents were instructed to select one.
P2HE18	Where do you usually go when you are sick or need health care?

			Frequency	% of total	% of valid
Valid	1	never get sick or need health care	48	2.14%	2.14%
	2	hospital-based clinic	200	8.91%	8.92%
	3	hospital emergency room	82	3.65%	3.66%
	4	community health center or clinic	174	7.75%	7.76%
	5	health maintenance organization (HMO)	85	3.79%	3.79%
	6	private doctor's office	1589	70.81%	70.84%
	7	department of Veterans affairs hospital or clinic	11	0.49%	0.49%
	8	military hospital or clinic	20	0.89%	0.89%
	9	clinic at work	11	0.49%	0.49%
	10	clinic in a pharmacy, supermarket or other retail store	7	0.31%	0.31%
	11	some other place	16	0.71%	0.71%
	Total		2,243	99.96%	100%
Missing	96	refused	1	0.04%	
	Total		1	0.04%	

Valid	Invalid	Minimum	Maximum
2243	1	1	11



 P2HE19 - S8Q19 DENTIST LAST 12 MOS-P2

Type	Code
Measurement Unit	numeric
P2HE19	In the past 12 months have you had a dental examination by a dentist or dental hygienist?

			Frequency	% of total	% of valid
Valid	0	no	691	30.79%	30.81%
	1	yes	1552	69.16%	69.19%
		Total	2,243	99.96%	100%
Missing	6	refused	1	0.04%	
	Total		1	0.04%	

Valid	Invalid	Minimum	Maximum
2243	1	0	1

 P2HE20 - S8Q20 COUNSELING LAST 12 MOS-P2

Type	Code
Measurement Unit	numeric
P2HE20	In the past 12 months have you received psychological or emotional counseling?

			Frequency	% of total	% of valid
Valid	0	no	2032	90.55%	90.59%
	1	yes	211	9.4%	9.41%
		Total	2,243	99.96%	100%
Missing	6	refused	1	0.04%	
	Total		1	0.04%	

Valid	Invalid	Minimum	Maximum
2243	1	0	1

 P2HE21 - S8Q21 DEFERRD HLTH CARE-12 MO-P2

Type	Code
Measurement Unit	numeric
P2HE21	Has there been any time in the past 12 months when you thought you should get medical care, but you did not?

			Frequency	% of total	% of valid
--	--	--	-----------	------------	------------

Valid	0	no	1800	80.21%	80.25%
	1	yes	443	19.74%	19.75%
		Total	2,243	99.96%	100%
Missing	8	don't know	1	0.04%	
		Total	1	0.04%	

Valid	Invalid	Minimum	Maximum
2243	1	0	1

 P2HE22 - S8Q22 DELAY PRESCRIP LAST 12 MO-P2

Type	Code
Measurement Unit	numeric
P2HE22	Sometimes people delay taking medication or filling prescriptions because of the cost. In the past 12 months, have you ended up taking less medication than was prescribed for you because of the cost?

			Frequency	% of total	% of valid
Valid	0	no	2022	90.11%	90.11%
	1	yes	222	9.89%	9.89%
		Total	2,244	100%	100%

Valid	Invalid	Minimum	Maximum
2244	0	0	1

 P2HE23 - S8Q23 EVER DX CANCER/LEUKEMIA-P2

Type	Code
Measurement Unit	numeric
P2HE23	Cancer or lymphoma or leukemia or a malignant tumor? Don't include skin cancer, except melanoma.

			Frequency	% of total	% of valid
Valid	0	no	1963	87.48%	87.56%
	1	yes	279	12.43%	12.44%
		Total	2,242	99.91%	100%
Missing	6	refused	1	0.04%	
	8	don't know	1	0.04%	
		Total	2	0.09%	

Valid	Invalid	Minimum	Maximum
2242	2	0	1



Type	Numeric (Double)
Description	Value 15: 15 or younger. Value 75: 75 or older.
P2HE24	Cancer or lymphoma or leukemia or a malignant tumor? Don't include skin cancer, except melanoma.

			Frequency	% of total	% of valid
Missing	97	legitimate skip	1965	87.57%	
		Total	1,965	87.57%	

Valid	Invalid	Minimum	Maximum	Mean	StdDev
279	1965	15	75	50.035842...	12.785114...



Type	Code
Measurement Unit	numeric
P2HE25	High blood cholesterol or triglycerides or lipids?

			Frequency	% of total	% of valid
Valid	0	no	1161	51.74%	51.81%
	1	yes	1080	48.13%	48.19%
		Total	2,241	99.87%	100%
Missing	6	refused	2	0.09%	
	8	don't know	1	0.04%	
		Total	3	0.13%	

Valid	Invalid	Minimum	Maximum
2241	3	0	1



Type	Numeric (Double)
Description	Value 16: 16 or younger. Value 75: 75 or older.
P2HE26	High blood cholesterol or triglycerides or lipids?

			Frequency	% of total	% of valid
Missing	96	refused	1	0.04%	
	97	legitimate skip	1164	51.87%	
	98	don't know	29	1.29%	
		Total	1,194	53.21%	

Valid	Invalid	Minimum	Maximum	Mean	StdDev
1050	1194	16	75	52.383809...	9.2183720...

 P2HE27 - S8Q27 EVER DX HI BLOOD PRESSR-P2

Type	Code
Measurement Unit	numeric
P2HE27	High blood pressure or hypertension [IF FEMALE, add: "when you were not pregnant"?]

			Frequency	% of total	% of valid
Valid	0	no	1170	52.14%	52.16%
	1	yes	1073	47.82%	47.84%
		Total	2,243	99.96%	100%
Missing	6	refused	1	0.04%	
		Total	1	0.04%	

Valid	Invalid	Minimum	Maximum
2243	1	0	1

 P2HE28 - S8Q28 AGE DX HI BLOOD PRESSR-P2

Type	Numeric (Double)
Description	Value 18: 18 or younger. Value 74: 74 or older.
P2HE28	High blood pressure or hypertension [IF FEMALE, add: "when you were not pregnant"?]

			Frequency	% of total	% of valid
Missing	97	legitimate skip	1171	52.18%	
	98	don't know	26	1.16%	
		Total	1,197	53.34%	

Valid	Invalid	Minimum	Maximum	Mean	StdDev
1047	1197	18	74	49.406876...	10.635840...

 P2HE29 - S8Q29 EVER DX DIABETES-P2

Type	Code
Measurement Unit	numeric
P2HE29	High blood sugar or diabetes?

	Frequency	% of total	% of valid
--	-----------	------------	------------

Valid	0	no	1773	79.01%	79.05%
	1	yes	470	20.94%	20.95%
		Total	2,243	99.96%	100%
Missing	6	refused	1	0.04%	
		Total	1	0.04%	

Valid	Invalid	Minimum	Maximum
2243	1	0	1

 P2HE30 - S8Q30 AGE DX DIABETES-P2

Type	Numeric (Double)
Description	Value 10: 10 or younger. Value 73: 73 or older.
P2HE30	High blood sugar or diabetes?

			Frequency	% of total	% of valid
Missing	96	refused	1	0.04%	
	97	legitimate skip	1774	79.06%	
	98	don't know	3	0.13%	
		Total	1,778	79.23%	

Valid	Invalid	Minimum	Maximum	Mean	StdDev
466	1778	10	73	51.062231...	11.351585...

 P2HE31 - S8Q31 EVER DX HEART DISEASE-P2

Type	Code
Measurement Unit	numeric
P2HE31	A heart attack, coronary heart disease, angina, congestive heart failure, or other heart problems?

			Frequency	% of total	% of valid
Valid	0	no	1950	86.9%	86.94%
	1	yes	293	13.06%	13.06%
		Total	2,243	99.96%	100%
Missing	6	refused	1	0.04%	
		Total	1	0.04%	

Valid	Invalid	Minimum	Maximum
2243	1	0	1

 P2HE32 - S8Q32 AGE DX HEART DISEASE-P2

Type	Numeric (Double)
P2HE32	A heart attack, coronary heart disease, angina, congestive heart failure, or other heart problems?

			Frequency	% of total	% of valid
Missing	97	legitimate skip	1951	86.94%	
	98	don't know	3	0.13%	
Total			1,954	87.08%	

Valid	Invalid	Minimum	Maximum	Mean	StdDev
290	1954	0	80	51.324137...	13.081793...

 P2HE33 - S8Q33 EVER DX SINUS INFECTION-P2

Type	Code
Measurement Unit	numeric
P2HE33	A chronic sinus infection or sinusitis?

			Frequency	% of total	% of valid
Valid	0	no	1791	79.81%	79.85%
	1	yes	452	20.14%	20.15%
Total			2,243	99.96%	100%
Missing	6	refused	1	0.04%	
	Total		1	0.04%	

Valid	Invalid	Minimum	Maximum
2243	1	0	1

 P2HE34 - S8Q34 AGE DX SINUS INFECTION-P2

Type	Numeric (Double)
Description	Value 75: 75 or older.
P2HE34	A chronic sinus infection or sinusitis?

			Frequency	% of total	% of valid
Missing	96	refused	2	0.09%	
	97	legitimate skip	1792	79.86%	
	98	don't know	17	0.76%	
Total			1,811	80.7%	

Valid	Invalid	Minimum	Maximum	Mean	StdDev
433	1811	5	75	36.884526...	16.602531...

 P2HE35 - S8Q35 EVER DX ASTHMA ETC-P2

Type	Code
Measurement Unit	numeric
P2HE35	Chronic lung disease such as asthma, chronic bronchitis or emphysema?

			Frequency	% of total	% of valid
Valid	0	no	1827	81.42%	81.45%
	1	yes	416	18.54%	18.55%
Total			2,243	99.96%	100%
Missing	6	refused	1	0.04%	
	Total		1	0.04%	

Valid	Invalid	Minimum	Maximum
2243	1	0	1

 P2HE36 - S8Q36 AGE DX ASTHMA ETC.-P2

Type	Numeric (Double)
Description	Value 73: 73 or older.
P2HE36	Chronic lung disease such as asthma, chronic bronchitis or emphysema?

			Frequency	% of total	% of valid
Missing	97	legitimate skip	1828	81.46%	
	98	don't know	13	0.58%	
Total			1,841	82.04%	

Valid	Invalid	Minimum	Maximum	Mean	StdDev
403	1841	1	73	41.655086...	17.693848...

 P2HE37 - S8Q37 EVER DX KIDNEY DISEASE-P2

Type	Code
Measurement Unit	numeric
P2HE37	Chronic or end-stage kidney disease or dialysis?

			Frequency	% of total	% of valid
Valid	0	no	2185	97.37%	97.41%
	1	yes	58	2.58%	2.59%
Total			2,243	99.96%	100%
Missing	6	refused	1	0.04%	

		Total	1	0.04%	
--	--	-------	---	-------	--

Valid	Invalid	Minimum	Maximum
2243	1	0	1

 P2HE38 - S8Q38 AGE DX KIDNEY DISEASE-P2

Type	Numeric (Double)
Description	Value 26: 26 or younger.
P2HE38	Chronic or end-stage kidney disease or dialysis?

			Frequency	% of total	% of valid
Missing	97	legitimate skip	2186	97.42%	
	98	don't know	1	0.04%	
Total			2,187	97.46%	

Valid	Invalid	Minimum	Maximum	Mean	StdDev
57	2187	26	70	51.824561...	13.102784...

 P2HE39 - S8Q39 EVER BEEN DX STROKE-P2

Type	Code
Measurement Unit	numeric
P2HE39	A stroke?

			Frequency	% of total	% of valid
Valid	0	no	2155	96.03%	96.08%
	1	yes	88	3.92%	3.92%
Total			2,243	99.96%	100%
Missing	6	refused	1	0.04%	
	Total		1	0.04%	

Valid	Invalid	Minimum	Maximum
2243	1	0	1

 P2HE40 - S8Q40 AGE DX STROKE-P2

Type	Numeric (Double)
Description	Value 32: 32 or younger. Value 68: 68 or older.
P2HE40	A stroke?

			Frequency	% of total	% of valid
--	--	--	-----------	------------	------------



Missing	97	legitimate skip	2156	96.08%	
	98	don't know	1	0.04%	
		Total	2,157	96.12%	

Valid	Invalid	Minimum	Maximum	Mean	StdDev
87	2157	32	68	53.390804...	10.107970...

P2HE41 - S8Q41 EVER BEEN DX MIGRAINES-P2

Type	Code
Measurement Unit	numeric
P2HE41	Migraine headaches?

			Frequency	% of total	% of valid
Valid	0	no	1805	80.44%	80.47%
	1	yes	438	19.52%	19.53%
		Total	2,243	99.96%	100%
Missing	6	refused	1	0.04%	
		Total	1	0.04%	

Valid	Invalid	Minimum	Maximum
2243	1	0	1

P2HE42 - S8Q42 AGE DX MIGRAINES-P2

Type	Numeric (Double)
Description	Value 7: 7 or younger.
P2HE42	Migraine headaches?

			Frequency	% of total	% of valid
Missing	97	legitimate skip	1806	80.48%	
	98	don't know	2	0.09%	
		Total	1,808	80.57%	

Valid	Invalid	Minimum	Maximum	Mean	StdDev
436	1808	7	65	31.371559...	14.871697...

P2HE43 - S8Q43 EVER BEEN DX DEPRESSION-P2

Type	Code
Measurement Unit	numeric
P2HE43	Depression?

			Frequency	% of total	% of valid
Valid	0	no	1687	75.18%	75.21%
	1	yes	556	24.78%	24.79%
		Total	2,243	99.96%	100%
Missing	6	refused	1	0.04%	
	Total		1	0.04%	

Valid	Invalid	Minimum	Maximum
2243	1	0	1

 P2HE44 - S8Q44 AGE DX DEPRESSION-P2

Type	Numeric (Double)
Description	Value 75: 75 or older.
P2HE44	Depression?

			Frequency	% of total	% of valid
Missing	97	legitimate skip	1688	75.22%	
	98	don't know	4	0.18%	
		Total	1,692	75.4%	

Valid	Invalid	Minimum	Maximum	Mean	StdDev
552	1692	5	75	42.360507...	13.275747...

 P2HE45 - S8Q45 EVER BEEN DX PTSD-P2

Type	Code
Measurement Unit	numeric
P2HE45	Post-traumatic stress disorder or PTSD?

			Frequency	% of total	% of valid
Valid	0	no	2141	95.41%	95.5%
	1	yes	101	4.5%	4.5%
		Total	2,242	99.91%	100%
Missing	6	refused	1	0.04%	
	8	don't know	1	0.04%	
		Total	2	0.09%	

Valid	Invalid	Minimum	Maximum
2242	2	0	1

 P2HE46 - S8Q46 AGE DX PTSD-P2

Type	Numeric (Double)
Description	Value 15: 15 or younger.
P2HE46	Post-traumatic stress disorder or PTSD?

			Frequency	% of total	% of valid
Missing	97	legitimate skip	2143	95.5%	
		Total	2,143	95.5%	

Valid	Invalid	Minimum	Maximum	Mean	StdDev
101	2143	15	70	45.544554...	13.189029...

 P2HE47 - S8Q47 EVER DX PANIC/ANXIETY DIS-P2

Type	Code
Measurement Unit	numeric
P2HE47	Anxiety or panic disorder?

			Frequency	% of total	% of valid
Valid	0	no	1813	80.79%	80.83%
	1	yes	430	19.16%	19.17%
		Total	2,243	99.96%	100%
Missing	6	refused	1	0.04%	
		Total	1	0.04%	

Valid	Invalid	Minimum	Maximum
2243	1	0	1

 P2HE48 - S8Q48 AGE DX PANIC/ANXIETY DIS-P2

Type	Numeric (Double)
P2HE48	Anxiety or panic disorder?

			Frequency	% of total	% of valid
Missing	.	missing	1	0.04%	
	97	legitimate skip	1814	80.84%	
	98	don't know	5	0.22%	
		Total	1,820	81.11%	

Valid	Invalid	Minimum	Maximum	Mean	StdDev
424	1820	15	70	44.459905...	12.545455...

 P2HE49 - S8Q49 EVER DX W/EPILEPSY/SEIZ-P2

Type	Code
Measurement Unit	numeric
P2HE49	Epilepsy or another seizure disorder?

			Frequency	% of total	% of valid
Valid	0	no	2194	97.77%	97.82%
	1	yes	49	2.18%	2.18%
	Total		2,243	99.96%	100%
Missing	6	refused	1	0.04%	
	Total		1	0.04%	

Valid	Invalid	Minimum	Maximum
2243	1	0	1

 P2HE50 - S8Q50 AGE DX W/EPILEPSY-P2

Type	Numeric (Double)
Description	Value 6: 6 or younger. Value 65: 65 or older.
P2HE50	Epilepsy or another seizure disorder?

			Frequency	% of total	% of valid
Missing	97	legitimate skip	2195	97.82%	
	98	don't know	1	0.04%	
	Total		2,196	97.86%	

Valid	Invalid	Minimum	Maximum	Mean	StdDev
48	2196	6	65	39	17.112891...

 P2HE51 - S8Q51 EVER DX ADD/ADHD-P2

Type	Code
Measurement Unit	numeric
P2HE51	Attention problems or ADD or ADHD?

			Frequency	% of total	% of valid
Valid	0	no	2199	97.99%	98.04%
	1	yes	44	1.96%	1.96%
	Total		2,243	99.96%	100%
Missing	6	refused	1	0.04%	
	Total		1	0.04%	

Valid	Invalid	Minimum	Maximum
2243	1	0	1

 P2HE52 - S8Q52 AGE DX ADD/ADHD-P2

Type	Numeric (Double)
Description	Value 6: 6 or younger. Value 65: 65 or older.
P2HE52	Attention problems or ADD or ADHD?

			Frequency	% of total	% of valid
Missing	97	legitimate skip	2200	98.04%	
		Total	2,200	98.04%	


Valid	Invalid	Minimum	Maximum	Mean	StdDev
44	2200	6	65	38	15.466392...

 P2HE53 - S8Q53 EVER DX HIV/AIDS-P2

Type	Code
Measurement Unit	numeric
P2HE53	HIV/AIDS?

			Frequency	% of total	% of valid
Valid	0	no	2241	99.87%	100%
		Total	2,241	99.87%	100%
Missing	.	missing	2	0.09%	
	6	refused	1	0.04%	
		Total	3	0.13%	

Valid	Invalid	Minimum	Maximum
2241	3	0	0

 P2HE54 - S8Q54 AGE DX HIV/AIDS-P2

Type	Code
P2HE54	HIV/AIDS?

Valid	Invalid
0	0

 P2HE55 - S8Q55 EVER DX HEPATITIS C-P2

Type	Code
Measurement Unit	numeric
P2HE55	Hepatitis C?

			Frequency	% of total	% of valid
Valid	0	no	2227	99.24%	99.29%
	1	yes	16	0.71%	0.71%
	Total		2,243	99.96%	100%
Missing	6	refused	1	0.04%	
	Total		1	0.04%	

Valid	Invalid	Minimum	Maximum
2243	1	0	1

 P2HE56 - S8Q56 AGE DX HEPATITIS C-P2

Type	Numeric (Double)
P2HE56	Hepatitis C?

			Frequency	% of total	% of valid
Missing	97	legitimate skip	2228	99.29%	
	Total		2,228	99.29%	

Valid	Invalid	Minimum	Maximum	Mean	StdDev
16	2228	10	60	38.75	17.078251...

 P2HE57 - S8Q57 EVER DX ARTHRITIS ETC.-P2

Type	Code
Measurement Unit	numeric
P2HE57	Arthritis or rheumatism?

			Frequency	% of total	% of valid
Valid	0	no	1254	55.88%	55.91%
	1	yes	989	44.07%	44.09%
	Total		2,243	99.96%	100%
Missing	6	refused	1	0.04%	
	Total		1	0.04%	

Valid	Invalid	Minimum	Maximum
2243	1	0	1

 P2HE58 - S8Q58 AGE DX ARTHRITIS ETC.-P2

Type	Numeric (Double)
Description	Value 5: 5 or younger.

P2HE58	Arthritis or rheumatism?
--------	--------------------------

			Frequency	% of total	% of valid
Missing	97	legitimate skip	1255	55.93%	
	98	don't know	17	0.76%	
		Total	1,272	56.68%	

Valid	Invalid	Minimum	Maximum	Mean	StdDev
972	1272	5	75	50.496913...	11.367151...

 P2HE59 - S8Q59 EVER DX ALZHEIMERS-P2

Type	Code
Measurement Unit	numeric
P2HE59	Alzheimer's Disease, dementia, or any other serious memory impairment?

			Frequency	% of total	% of valid
Valid	0	no	2215	98.71%	98.75%
	1	yes	28	1.25%	1.25%
		Total	2,243	99.96%	100%
Missing	6	refused	1	0.04%	
		Total	1	0.04%	

Valid	Invalid	Minimum	Maximum
2243	1	0	1

 P2HE60 - S8Q60 AGE DX ALZHEIMERS-P2

Type	Numeric (Double)
P2HE60	Alzheimer's Disease, dementia, or any other serious memory impairment?

			Frequency	% of total	% of valid
Missing	97	legitimate skip	2216	98.75%	
		Total	2,216	98.75%	

Valid	Invalid	Minimum	Maximum	Mean	StdDev
28	2216	25	70	51.964285...	11.249632...

 P2HE61 - S8Q61 EVER BEEN DX SICKLE CELL-P2

Type	Code
Measurement Unit	numeric
P2HE61	Sickle cell anemia?

			Frequency	% of total	% of valid
Valid	0	no	2239	99.78%	99.82%
	1	yes	4	0.18%	0.18%
		Total	2,243	99.96%	100%
Missing	6	refused	1	0.04%	
	Total		1	0.04%	

Valid	Invalid	Minimum	Maximum
2243	1	0	1

 P2HE62 - S8Q62 AGE DX SICKLE CELL-P2

Type	Code
Measurement Unit	numeric
P2HE62	Sickle cell anemia?

			Frequency
Missing	.	missing	4
	7	legitimate skip	2240

Valid	Invalid
0	2244

 P2HE63 - S8Q63 MENOPAUSE STAGE-P2

Type	Code
Measurement Unit	numeric
P2HE63	Regarding menopause, do you think you are without a sign, just beginning, in the middle, near the end, or all through?

			Frequency	% of total	% of valid
Valid	1	without a sign	35	1.56%	1.63%
	2	just beginning	34	1.52%	1.58%
	3	in the middle	103	4.59%	4.8%
	4	near the end	253	11.27%	11.78%
	5	all through	1722	76.74%	80.2%
		Total	2,147	95.68%	100%
Missing	96	refused	5	0.22%	
	97	legitimate skip	81	3.61%	
	98	don't know	11	0.49%	
		Total	97	4.32%	

Valid	Invalid	Minimum	Maximum
-------	---------	---------	---------



2147	97	1	5
------	----	---	---

 P2HE64 - S8Q64 AGE LAST PERIOD-P2

Type	Numeric (Double)
Description	Interviewers were instructed to enter 97 if respondent is still having menstrual periods. Value 5: 5 or younger. Value 64 or older.
P2HE64	About how old were you when you finished going through menopause, that is, had your last menstrual period?

			Frequency	% of total	% of valid
Missing	96	refused	2	0.09%	
	97	legitimate skip	522	23.26%	
	98	don't know	41	1.83%	
Total			565	25.18%	

Valid	Invalid	Minimum	Maximum	Mean	StdDev
1679	565	5	64	47.930911...	7.9627404...

 P2HE65 - S8Q65 SERIOUS INJURIES-12 MOS-P2

Type	Code
Measurement Unit	numeric
P2HE65	In the past 12 months, have you suffered any serious injuries? For example, broken bones, cuts or lacerations, burns, torn muscles, tendons or ligaments, or other injuries that interfered with your ability to perform daily tasks.

			Frequency	% of total	% of valid
Valid	0	no	1912	85.2%	85.2%
	1	yes	332	14.8%	14.8%
Total			2,244	100%	100%

Valid	Invalid	Minimum	Maximum
2244	0	0	1

 P2HE66 - S8Q66 A NIGHT IN HOSPITAL-12 MOS-P2

Type	Code
Measurement Unit	numeric
P2HE66	In the past 12 months, did you spend a night in the hospital?

			Frequency	% of total	% of valid
Valid	0	no	1910	85.12%	85.12%
	1	yes	334	14.88%	14.88%

		Total	2,244	100%	100%
--	--	-------	-------	------	------

Valid	Invalid	Minimum	Maximum
2244	0	0	1

 P2HE67 - S8Q67 IN HOSPITAL FOR INFECTION-P2

Type	Code
Measurement Unit	numeric
P2HE67	In the last year, were you ever hospitalized because of an infection?

			Frequency	% of total	% of valid
Valid	0	no	271	12.08%	81.14%
	1	yes	63	2.81%	18.86%
Total			334	14.88%	100%
Missing	7	legitimate skip	1910	85.12%	
	Total		1,910	85.12%	

Valid	Invalid	Minimum	Maximum
334	1910	0	1

 P2HE68 - S8Q68 IN HOSPITAL FOR CANCER-P2

Type	Code
Measurement Unit	numeric
P2HE68	In the last year, were you ever hospitalized because of cancer?

			Frequency	% of total	% of valid
Valid	0	no	314	13.99%	94.01%
	1	yes	20	0.89%	5.99%
Total			334	14.88%	100%
Missing	7	legitimate skip	1910	85.12%	
	Total		1,910	85.12%	

Valid	Invalid	Minimum	Maximum
334	1910	0	1

 P2HE69 - S8Q69 IN HOSPITAL FOR DIABETES-P2

Type	Code
Measurement Unit	numeric

P2HE69	In the last year, were you ever hospitalized because of diabetes or thyroid problems?
--------	---

			Frequency	% of total	% of valid
Valid	0	no	314	13.99%	94.01%
	1	yes	20	0.89%	5.99%
		Total	334	14.88%	100%
Missing	7	legitimate skip	1910	85.12%	
	Total		1,910	85.12%	

Valid	Invalid	Minimum	Maximum
334	1910	0	1

 P2HE70 - S8Q70 IN HOSPITAL FOR BLOOD PROBLEMS-P2

Type	Code
Measurement Unit	numeric
P2HE70	In the last year, were you ever hospitalized because of blood problems?

			Frequency	% of total	% of valid
Valid	0	no	298	13.28%	89.49%
	1	yes	35	1.56%	10.51%
		Total	333	14.84%	100%
Missing	7	legitimate skip	1910	85.12%	
	8	don't know	1	0.04%	
		Total	1,911	85.16%	

Valid	Invalid	Minimum	Maximum
333	1911	0	1

 P2HE71 - S8Q71 IN HOSPITAL FOR MENTAL PROBLEMS-P2

Type	Code
Measurement Unit	numeric
P2HE71	In the last year, were you ever hospitalized because of mental or psychiatric problems?

			Frequency	% of total	% of valid
Valid	0	no	329	14.66%	98.5%
	1	yes	5	0.22%	1.5%
		Total	334	14.88%	100%
Missing	7	legitimate skip	1910	85.12%	

		Total	1,910	85.12%	
--	--	-------	-------	--------	--

Valid	Invalid	Minimum	Maximum
334	1910	0	1

P2HE72 - S8Q72 IN HOSPITAL FOR STROKE-P2

Type	Code
Measurement Unit	numeric
P2HE72	In the last year, were you ever hospitalized because of a stroke?

			Frequency	% of total	% of valid
Valid	0	no	319	14.22%	95.51%
	1	yes	15	0.67%	4.49%
Total			334	14.88%	100%
Missing	7	legitimate skip	1910	85.12%	
	Total		1,910	85.12%	

Valid	Invalid	Minimum	Maximum
334	1910	0	1

P2HE73 - S8Q73 IN HOSPITAL FOR HEART ATTACK-P2

Type	Code
Measurement Unit	numeric
P2HE73	In the last year, were you ever hospitalized because of a heart attack?

			Frequency	% of total	% of valid
Valid	0	no	312	13.9%	93.41%
	1	yes	22	0.98%	6.59%
Total			334	14.88%	100%
Missing	7	legitimate skip	1910	85.12%	
	Total		1,910	85.12%	

Valid	Invalid	Minimum	Maximum
334	1910	0	1

P2HE74 - S8Q74 IN HOSPITAL FOR HEART-P2

Type	Code
Measurement Unit	numeric
P2HE74	In the last year, were you ever hospitalized because of other heart problems?

			Frequency	% of total	% of valid
Valid	0	no	275	12.25%	82.34%
	1	yes	59	2.63%	17.66%
		Total	334	14.88%	100%
Missing	7	legitimate skip	1910	85.12%	
	Total		1,910	85.12%	

Valid	Invalid	Minimum	Maximum
334	1910	0	1

 P2HE75 - S8Q75 IN HOSPITAL FOR BREATHING-P2

Type	Code
Measurement Unit	numeric
P2HE75	In the last year, were you ever hospitalized because of breathing problems from your lungs?

			Frequency	% of total	% of valid
Valid	0	no	275	12.25%	82.34%
	1	yes	59	2.63%	17.66%
		Total	334	14.88%	100%
Missing	7	legitimate skip	1910	85.12%	
	Total		1,910	85.12%	

Valid	Invalid	Minimum	Maximum
334	1910	0	1

 P2HE76 - S8Q76 IN HOSPITAL FOR STOMACH-P2

Type	Code
Measurement Unit	numeric
P2HE76	In the last year, were you ever hospitalized because of stomach or intestinal problems?

			Frequency	% of total	% of valid
Valid	0	no	271	12.08%	81.38%
	1	yes	62	2.76%	18.62%
		Total	333	14.84%	100%
Missing	7	legitimate skip	1910	85.12%	
	8	don't know	1	0.04%	
		Total	1,911	85.16%	

Valid	Invalid	Minimum	Maximum
333	1911	0	1

 P2HE77 - S8Q77 IN HOSPITAL FOR KIDNEY-P2

Type	Code
Measurement Unit	numeric
P2HE77	In the last year, were you ever hospitalized because of kidney problems?

			Frequency	% of total	% of valid
Valid	0	no	310	13.81%	93.09%
	1	yes	23	1.02%	6.91%
	Total		333	14.84%	100%
Missing	7	legitimate skip	1910	85.12%	
	8	don't know	1	0.04%	
	Total		1,911	85.16%	

Valid	Invalid	Minimum	Maximum
333	1911	0	1

 P2HE78 - S8Q78 IN HOSPITAL FOR BONE/JOINT-P2

Type	Code
Measurement Unit	numeric
P2HE78	In the last year, were you ever hospitalized because of bone or joint problems?

			Frequency	% of total	% of valid
Valid	0	no	251	11.19%	75.15%
	1	yes	83	3.7%	24.85%
	Total		334	14.88%	100%
Missing	7	legitimate skip	1910	85.12%	
	Total		1,910	85.12%	

Valid	Invalid	Minimum	Maximum
334	1910	0	1

 P2HE79 - S8Q79 IN HOSPITAL-PREGNANCY-P2

Type	Code
Measurement Unit	numeric

P2HE79 [IF FEMALE]: In the last year, were you ever hospitalized because of pregnancy?

			Frequency	% of total	% of valid
Valid	0	no	317	14.13%	100%
	Total		317	14.13%	100%
Missing	.	missing	1	0.04%	
	7	legitimate skip	1926	85.83%	
	Total		1,927	85.87%	

Valid	Invalid	Minimum	Maximum
317	1927	0	0

 P2HE80 - S8Q80 IN HOSPITAL-OTHER-P2

Type	Code
Measurement Unit	numeric
P2HE80	In the last year, were you ever hospitalized because of some other reason?

			Frequency	% of total	% of valid
Valid	0	no	220	9.8%	65.87%
	1	yes	114	5.08%	34.13%
	Total		334	14.88%	100%
Missing	7	legitimate skip	1910	85.12%	
	Total		1,910	85.12%	

Valid	Invalid	Minimum	Maximum
334	1910	0	1

 P2HE81 - S8Q81 # HOSPITALIZATIONS LAST YR-P2

Type	Numeric (Double)
Description	Allow 1-12 times. If more than 12, confirm. Value 11: 11 or more times.
P2HE81	In the last year, how many times altogether were you hospitalized?

			Frequency	% of total	% of valid
Missing	96	refused	2	0.09%	
	97	legitimate skip	1910	85.12%	
	98	don't know	1	0.04%	
		Total	1,913	85.25%	

Valid	Invalid	Minimum	Maximum	Mean	StdDev
331	1913	1	11	1.9003021...	1.8567729...

 P2HE82 - S8Q82 DIFFICULTY SHOWERING-P2

Type	Code
Measurement Unit	numeric
P2HE82	Because of a health or memory problem do you have any difficulty with bathing or showering?

			Frequency	% of total	% of valid
Valid	0	no	2157	96.12%	96.12%
	1	yes	87	3.88%	3.88%
Total			2,244	100%	100%

Valid	Invalid	Minimum	Maximum
2244	0	0	1

 P2HE83 - S8Q83 TIME DIFFICULTY SHOWERING-P2

Type	Code
Measurement Unit	numeric
P2HE83	(Because of a health or memory problem do you have any difficulty with bathing or showering): How long have you had these difficulties?

			Frequency	% of total	% of valid
Valid	1	0 to 6 months	10	0.45%	11.49%
	2	7 months to 1 year	13	0.58%	14.94%
	3	more than 1 year, less than 3 years	17	0.76%	19.54%
	4	3 years to less than 5 years	15	0.67%	17.24%
	5	5 years or more	32	1.43%	36.78%
Total			87	3.88%	100%
Missing	97	legitimate skip	2157	96.12%	
	Total		2,157	96.12%	

Valid	Invalid	Minimum	Maximum
87	2157	1	5

 P2HE84 - S8Q84 DIFFICULTY DRESSING-P2

Type	Code
Measurement Unit	numeric
P2HE84	Because of a health or memory problem do you have any difficulty with dressing, including putting on shoes and socks?



			Frequency	% of total	% of valid
Valid	0	no	2131	94.96%	94.96%
	1	yes	113	5.04%	5.04%
Total			2,244	100%	100%

Valid	Invalid	Minimum	Maximum
2244	0	0	1

 P2HE85 - S8Q85 TIME DIFFICULT DRESSING-P2

Type	Code
Measurement Unit	numeric
P2HE85	(Because of a health or memory problem do you have any difficulty with dressing, including putting on shoes and socks?) How long have you had these difficulties?

			Frequency	% of total	% of valid
Valid	1	0 to 6 months	13	0.58%	11.5%
	2	7 months to 1 year	16	0.71%	14.16%
	3	more than 1 year, less than 3 years	26	1.16%	23.01%
	4	3 years to less than 5 years	18	0.8%	15.93%
	5	5 years or more	40	1.78%	35.4%
Total			113	5.04%	100%
Missing	97	legitimate skip	2131	94.96%	
	Total		2,131	94.96%	

Valid	Invalid	Minimum	Maximum
113	2131	1	5

 P2HE86 - S8Q86 DIFFICULTY WALKING-P2

Type	Code
Measurement Unit	numeric
P2HE86	Because of a health or memory problem do you have any difficulty with walking across a room?

			Frequency	% of total	% of valid
Valid	0	no	2073	92.38%	92.38%
	1	yes	171	7.62%	7.62%
Total			2,244	100%	100%

Valid	Invalid	Minimum	Maximum

2244	0	0	1
------	---	---	---

 P2HE87 - S8Q87 TIME DIFFICULT WALKING-P2

Type	Code
Measurement Unit	numeric
P2HE87	(Because of a health or memory problem do you have any difficulty with walking across a room?) How long have you had these difficulties?

			Frequency	% of total	% of valid
Valid	1	0 to 6 months	18	0.8%	10.53%
	2	7 months to 1 year	20	0.89%	11.7%
	3	more than 1 year, less than 3 years	31	1.38%	18.13%
	4	3 years to less than 5 years	28	1.25%	16.37%
	5	5 years or more	74	3.3%	43.27%
		Total	171	7.62%	100%
Missing	97	legitimate skip	2073	92.38%	
		Total	2,073	92.38%	

Valid	Invalid	Minimum	Maximum
171	2073	1	5

 P2HE88 - S8Q88 DIFFICULTY UP FROM CHAIR-P2

Type	Code
Measurement Unit	numeric
P2HE88	Because of a health problem do you have any difficulty with getting up from a chair after sitting for long periods?

			Frequency	% of total	% of valid
Valid	0	no	1735	77.32%	77.35%
	1	yes	508	22.64%	22.65%
		Total	2,243	99.96%	100%
Missing	8	don't know	1	0.04%	
		Total	1	0.04%	

Valid	Invalid	Minimum	Maximum
2243	1	0	1


 P2HE89 - S8Q89 TIME DIFFICULT-CHAIR-P2

Type	Code
------	------

Measurement Unit	numeric
P2HE89	(Because of a health problem do you have any difficulty with getting up from a chair after sitting for long periods?) How long have you had these difficulties?

			Frequency	% of total	% of valid
Valid	1	0 to 6 months	38	1.69%	7.48%
	2	7 months to 1 year	64	2.85%	12.6%
	3	more than 1 year, less than 3 years	125	5.57%	24.61%
	4	3 years to less than 5 years	69	3.07%	13.58%
	5	5 years or more	212	9.45%	41.73%
Total			508	22.64%	100%
Missing	97	legitimate skip	1736	77.36%	
	Total		1,736	77.36%	

Valid	Invalid	Minimum	Maximum
508	1736	1	5

 P2HE90 - S8Q90 TOT BLINDNESS-1 OR 2 EYES-P2

Type	Code
Measurement Unit	numeric
P2HE90	Do you have total blindness in one or both eyes?

			Frequency	% of total	% of valid
Valid	0	no	2123	94.61%	94.61%
	1	yes, one eye	116	5.17%	5.17%
	2	yes, both eyes	5	0.22%	0.22%
Total			2,244	100%	100%

Valid	Invalid	Minimum	Maximum
2244	0	0	2

 P2HE91 - S8Q91 EYEGASSES ETC BOTH-P2

Type	Code
Measurement Unit	numeric
P2HE91	Do you use eyeglasses, contact lenses, both, or neither for vision correction?

			Frequency	% of total	% of valid
--	--	--	-----------	------------	------------

Valid	1	eyeglasses	1846	82.26%	82.45%
	2	contact lenses	48	2.14%	2.14%
	3	both	142	6.33%	6.34%
	4	neither	203	9.05%	9.07%
		Total	2,239	99.78%	100%
Missing	97	legitimate skip	5	0.22%	
		Total	5	0.22%	

Valid	Invalid	Minimum	Maximum
2239	5	1	4

 P2HE92 - S8Q92 VISION WITH GLASSES ETC-P2

Type	Code
Measurement Unit	numeric
P2HE92	With eyeglasses or contact lenses, how is your eyesight?

			Frequency	% of total	% of valid
Valid	1	excellent	655	29.19%	32.19%
	2	good	1100	49.02%	54.05%
	3	fair	233	10.38%	11.45%
	4	poor	33	1.47%	1.62%
	5	very poor	14	0.62%	0.69%
		Total	2,035	90.69%	100%
Missing	96	refused	1	0.04%	
	97	legitimate skip	208	9.27%	
		Total	209	9.31%	

Valid	Invalid	Minimum	Maximum
2035	209	1	5

 P2HE93 - S8Q93 # HRS SLEEP PER DAY-P2

Type	Numeric (Double)
Description	Allow 1-24. If less than 4 or greater than 10, confirm. Zero is not allowable. Value 12: 12 or more.
P2HE93	How many hours of sleep do you typically get each day?

			Frequency	% of total	% of valid
Missing	98	don't know	2	0.09%	
		Total	2	0.09%	

Valid	Invalid	Minimum	Maximum	Mean	StdDev
-------	---------	---------	---------	------	--------

2242	2	2	12	6.8648528...	1.3459991...
------	---	---	----	--------------	--------------

 P2HE94 - S8Q94 FREQ. VIGOROUS PHYSICAL-P2

Type	Code
Measurement Unit	numeric
P2HE94	We would like to know the type and amount of physical activity involved in your daily life. How often do you take part in sports or activities that are vigorous, such as running or jogging, swimming, cycling, aerobics or gym workout, tennis, or digging with a spade or shovel?

			Frequency	% of total	% of valid
Valid	1	more than once a week	512	22.82%	22.82%
	2	once a week	158	7.04%	7.04%
	3	one to three times a month	207	9.22%	9.22%
	4	hardly ever or never	1367	60.92%	60.92%
Total			2,244	100%	100%

Valid	Invalid	Minimum	Maximum
2244	0	1	4

 P2HE95 - S8Q95 FREQ. MODERATE PHYSICAL-P2

Type	Code
Measurement Unit	numeric
P2HE95	And how often do you take part in sports or activities that are moderately energetic, such as gardening, cleaning the car, walking at a moderate pace, dancing, floor or stretching exercises?

			Frequency	% of total	% of valid
Valid	1	more than once a week	1141	50.85%	50.85%
	2	once a week	351	15.64%	15.64%
	3	one to three times a month	351	15.64%	15.64%
	4	hardly ever or never	401	17.87%	17.87%
Total			2,244	100%	100%

Valid	Invalid	Minimum	Maximum
2244	0	1	4

 P2HE96 - S8Q96 FREQ. MILD PHYSICAL-P2

Type	Code
Measurement Unit	numeric

P2HE96 And how often do you take part in sports or activities that are mildly energetic, such as vacuuming, laundry, home repairs?

			Frequency	% of total	% of valid
Valid	1	more than once a week	1584	70.59%	70.59%
	2	once a week	451	20.1%	20.1%
	3	one to three times a month	111	4.95%	4.95%
	4	hardly ever or never	98	4.37%	4.37%
Total			2,244	100%	100%

Valid	Invalid	Minimum	Maximum
2244	0	1	4

 P2HE97 - S8Q97 # TIMES FAST FOOD-7 DAYS-P2

Type	Numeric (Double)
Description	Allow 0-200. Value 12: 12 or more.
P2HE97	How many times in the past seven days did you eat food from a fast food restaurant, such as McDonald's, Burger King, Wendy's, Arby's, Pizza Hut, Taco Bell, or Kentucky Fried Chicken or a local fast food restaurant?

Valid	Invalid	Minimum	Maximum	Mean	StdDev
2244	0	0	12	1.1733511...	1.5460773...

 P2HE98 - S8Q98 # NON-DIET SWEET DRINKS-P2

Type	Numeric (Double)
Description	Allow 0-200.
P2HE98	In the past 7 days, how many regular (non-diet) sweetened drinks did you have? Include regular soda, juice drinks, sweetened tea or coffee, energy drinks, flavored water, or other sweetened drinks.

			Frequency	% of total	% of valid
Missing	998	don't know	3	0.13%	
Total			3	0.13%	

Valid	Invalid	Minimum	Maximum	Mean	StdDev
2241	3	0	140	4.7768853...	7.8239114...

 P2MD1 - S9Q1 PRESCRIP MEDS-LAST 4 WKS-P2

Type	Code
Measurement Unit	numeric
P2MD1	Have you taken any prescription medications in the last four weeks?

			Frequency	% of total	% of valid
Valid	0	no	385	17.16%	17.2%
	1	yes	1853	82.58%	82.8%
		Total	2,238	99.73%	100%
Missing	6	refused	6	0.27%	
	Total		6	0.27%	

Valid	Invalid	Minimum	Maximum
2238	6	0	1

 P2MH1 - S10Q1 7 DAYS SHAKE OFF BLUES-P2

Type	Code
Measurement Unit	numeric
P2MH1	You felt that you could not shake off the blues, even with help from your family and your friends.

			Frequency	% of total	% of valid
Valid	1	never or rarely	1721	76.69%	76.83%
	2	sometimes	398	17.74%	17.77%
	3	a lot of the time	66	2.94%	2.95%
	4	most of the time or all of the time	55	2.45%	2.46%
		Total	2,240	99.82%	100%
Missing	96	refused	2	0.09%	
	98	don't know	2	0.09%	
	Total		4	0.18%	

Valid	Invalid	Minimum	Maximum
2240	4	1	4

 P2MH2 - S10Q2 7 DAYS FELT DEPRESSED-P2

Type	Code
Measurement Unit	numeric
P2MH2	You felt depressed.

			Frequency	% of total	% of valid
Valid	1	never or rarely	1593	70.99%	71.02%
	2	sometimes	526	23.44%	23.45%
	3	a lot of the time	68	3.03%	3.03%
	4	most of the time or all of the time	56	2.5%	2.5%

		Total	2,243	99.96%	100%
Missing	98	don't know	1	0.04%	
		Total	1	0.04%	


Valid	Invalid	Minimum	Maximum
2243	1	1	4

 P2MH3 - S10Q3 7 DAYS FELT HAPPY-P2

Type	Code
Measurement Unit	numeric
P2MH3	You were happy.

			Frequency	% of total	% of valid
Valid	1	never or rarely	41	1.83%	1.83%
	2	sometimes	401	17.87%	17.87%
	3	a lot of the time	670	29.86%	29.86%
	4	most of the time or all of the time	1132	50.45%	50.45%
		Total	2,244	100%	100%

Valid	Invalid	Minimum	Maximum
2244	0	1	4

 P2MH4 - S10Q4 7 DAYS FELT SAD-P2

Type	Code
Measurement Unit	numeric
P2MH4	You felt sad.

			Frequency	% of total	% of valid
Valid	1	never or rarely	1022	45.54%	45.54%
	2	sometimes	1084	48.31%	48.31%
	3	a lot of the time	92	4.1%	4.1%
	4	most of the time or all of the time	46	2.05%	2.05%
		Total	2,244	100%	100%

Valid	Invalid	Minimum	Maximum
2244	0	1	4

 P2MH5 - S10Q5 7 DAYS NOT WORTH LIVING-P2



Type	Code
Measurement Unit	numeric
P2MH5	You felt life was not worth living.

			Frequency	% of total	% of valid
Valid	1	never or rarely	2111	94.07%	94.07%
	2	sometimes	95	4.23%	4.23%
	3	a lot of the time	19	0.85%	0.85%
	4	most of the time or all of the time	19	0.85%	0.85%
Total			2,244	100%	100%

Valid	Invalid	Minimum	Maximum
2244	0	1	4

 P2MH6 - S10Q6 30 DAYS OUT OF CONTROL-P2

Type	Code
Measurement Unit	numeric
P2MH6	In the last 30 days, how often have you felt that you were unable to control the important things in your life?

			Frequency	% of total	% of valid
Valid	1	never	1015	45.23%	45.33%
	2	almost never	606	27.01%	27.07%
	3	sometimes	489	21.79%	21.84%
	4	fairly often	73	3.25%	3.26%
	5	very often	56	2.5%	2.5%
Total			2,239	99.78%	100%
Missing	96	refused	1	0.04%	
	98	don't know	4	0.18%	
Total			5	0.22%	

Valid	Invalid	Minimum	Maximum
2239	5	1	5

 P2MH7 - S10Q7 30 DAYS CONFIDENT-P2

Type	Code
Measurement Unit	numeric
P2MH7	In the last 30 days, how often have you felt confident in your ability to handle your personal problems?

			Frequency	% of total	% of valid
Valid	1	never	39	1.74%	1.74%
	2	almost never	53	2.36%	2.36%
	3	sometimes	273	12.17%	12.17%
	4	fairly often	580	25.85%	25.86%
	5	very often	1298	57.84%	57.87%
		Total	2,243	99.96%	100%
Missing	98	don't know	1	0.04%	
	Total		1	0.04%	

Valid	Invalid	Minimum	Maximum
2243	1	1	5



Type	Code
Measurement Unit	numeric
P2MH8	In the last 30 days, how often have you felt that things were going your way?

			Frequency	% of total	% of valid
Valid	1	never	57	2.54%	2.54%
	2	almost never	86	3.83%	3.84%
	3	sometimes	506	22.55%	22.59%
	4	fairly often	934	41.62%	41.7%
	5	very often	657	29.28%	29.33%
		Total	2,240	99.82%	100%
Missing	96	refused	1	0.04%	
	98	don't know	3	0.13%	
	Total		4	0.18%	

Valid	Invalid	Minimum	Maximum
2240	4	1	5



Type	Code
Measurement Unit	numeric
P2MH9	In the last 30 days, how often have you felt that difficulties were piling up so high that you could not overcome them?

			Frequency	% of total	% of valid
--	--	--	-----------	------------	------------

Valid	1	never	1124	50.09%	50.13%
	2	almost never	617	27.5%	27.52%
	3	sometimes	375	16.71%	16.73%
	4	fairly often	80	3.57%	3.57%
	5	very often	46	2.05%	2.05%
		Total	2,242	99.91%	100%
Missing	98	don't know	2	0.09%	
		Total	2	0.09%	

Valid	Invalid	Minimum	Maximum
2242	2	1	5

 P2MH10 - S10Q10 LACK COMPANIONSHIP-P2

Type	Code
Measurement Unit	numeric
P2MH10	How often do you feel that you lack companionship?

			Frequency	% of total	% of valid
Valid	1	hardly ever	1474	65.69%	65.69%
	2	some of the time	559	24.91%	24.91%
	3	often	211	9.4%	9.4%
		Total	2,244	100%	100%

Valid	Invalid	Minimum	Maximum
2244	0	1	3

 P2MH11 - S10Q11 FEEL LEFT OUT-P2

Type	Code
Measurement Unit	numeric
P2MH11	How often do you feel left out?

			Frequency	% of total	% of valid
Valid	1	hardly ever	1654	73.71%	73.71%
	2	some of the time	487	21.7%	21.7%
	3	often	103	4.59%	4.59%
		Total	2,244	100%	100%

Valid	Invalid	Minimum	Maximum
2244	0	1	3

 P2MH12 - S10Q12 FEEL ISOLATED-P2

Type	Code
Measurement Unit	numeric
P2MH12	How often do you feel isolated from others?

			Frequency	% of total	% of valid
Valid	1	hardly ever	1699	75.71%	75.81%
	2	some of the time	432	19.25%	19.28%
	3	often	110	4.9%	4.91%
		Total	2,241	99.87%	100%
Missing	6	refused	1	0.04%	
	8	don't know	2	0.09%	
		Total	3	0.13%	

Valid	Invalid	Minimum	Maximum
2241	3	1	3

 P2MH13 - S10Q13 TREATED LESS RESPECT-P2

Type	Code
Measurement Unit	numeric
P2MH13	You are treated with less courtesy or respect than other people.

			Frequency	% of total	% of valid
Valid	1	almost every day	65	2.9%	2.9%
	2	at least once a week	147	6.55%	6.57%
	3	a few times a month	216	9.63%	9.65%
	4	a few times a year	519	23.13%	23.18%
	5	less than once a year	554	24.69%	24.74%
	6	never	738	32.89%	32.96%
		Total	2,239	99.78%	100%
Missing	98	don't know	5	0.22%	
		Total	5	0.22%	

Valid	Invalid	Minimum	Maximum
2239	5	1	6

 P2MH14 - S10Q14 RECEIVE POORER SERVICE-P2

Type	Code
------	------

Measurement Unit	numeric
P2MH14	You receive poorer service than other people at restaurants or stores.

			Frequency	% of total	% of valid
Valid	1	almost every day	9	0.4%	0.4%
	2	at least once a week	23	1.02%	1.03%
	3	a few times a month	70	3.12%	3.12%
	4	a few times a year	292	13.01%	13.03%
	5	less than once a year	568	25.31%	25.35%
	6	never	1279	57%	57.07%
Total			2,241	99.87%	100%
Missing	98	don't know	3	0.13%	
	Total		3	0.13%	

Valid	Invalid	Minimum	Maximum
2241	3	1	6

 P2MH15 - S10Q15 AS THOUGH I AM NOT SMART-P2

Type	Code
Measurement Unit	numeric
P2MH15	People act as if they think you are not smart.

			Frequency	% of total	% of valid
Valid	1	almost every day	39	1.74%	1.74%
	2	at least once a week	49	2.18%	2.19%
	3	a few times a month	128	5.7%	5.71%
	4	a few times a year	349	15.55%	15.58%
	5	less than once a year	518	23.08%	23.13%
	6	never	1157	51.56%	51.65%
Total			2,240	99.82%	100%
Missing	96	refused	1	0.04%	
	98	don't know	3	0.13%	
	Total		4	0.18%	

Valid	Invalid	Minimum	Maximum
2240	4	1	6

 P2MH16 - S10Q16 AFRAID OF ME-P2

Type	Code
Measurement Unit	numeric

P2MH16	People act as if they are afraid of you.
--------	--

			Frequency	% of total	% of valid
Valid	1	almost every day	18	0.8%	0.8%
	2	at least once a week	28	1.25%	1.25%
	3	a few times a month	52	2.32%	2.32%
	4	a few times a year	189	8.42%	8.43%
	5	less than once a year	281	12.52%	12.53%
	6	never	1674	74.6%	74.67%
		Total	2,242	99.91%	100%
Missing	98	don't know	2	0.09%	
	Total		2	0.09%	

Valid	Invalid	Minimum	Maximum
2242	2	1	6



Type	Code
Measurement Unit	numeric
P2MH17	You are threatened or harassed.

			Frequency	% of total	% of valid
Valid	1	almost every day	7	0.31%	0.31%
	2	at least once a week	13	0.58%	0.58%
	3	a few times a month	23	1.02%	1.03%
	4	a few times a year	77	3.43%	3.43%
	5	less than once a year	272	12.12%	12.13%
	6	never	1851	82.49%	82.52%
		Total	2,243	99.96%	100%
Missing	98	don't know	1	0.04%	
	Total		1	0.04%	

Valid	Invalid	Minimum	Maximum
2243	1	1	6



Type	Code
Measurement Unit	numeric
P2CS1	How often do you have a drink containing alcohol?

			Frequency	% of total	% of valid
--	--	--	-----------	------------	------------

Valid	1	never	983	43.81%	44.14%
	2	monthly or less	602	26.83%	27.03%
	3	2-4 times a month	279	12.43%	12.53%
	4	2-3 times a week	201	8.96%	9.03%
	5	4 or more times a week	162	7.22%	7.27%
		Total	2,227	99.24%	100%
Missing	96	refused	16	0.71%	
	98	don't know	1	0.04%	
		Total	17	0.76%	

Valid	Invalid	Minimum	Maximum
2227	17	1	5

### 

Type	Code
Measurement Unit	numeric
P2CS2	How many standard drinks containing alcohol do you have on a typical day when you are drinking?

			Frequency	% of total	% of valid
Valid	1	1 or 2	1034	46.08%	86.89%
	2	3 or 4	121	5.39%	10.17%
	3	5 or 6	29	1.29%	2.44%
	4	7 to 9	4	0.18%	0.34%
	5	10 or more	2	0.09%	0.17%
		Total	1,190	53.03%	100%
Missing	96	refused	30	1.34%	
	97	legitimate skip	999	44.52%	
	98	don't know	25	1.11%	
		Total	1,054	46.97%	

Valid	Invalid	Minimum	Maximum
1190	1054	1	5

### 

Type	Code
Measurement Unit	numeric
P2CS3	How often do you have six or more drinks on one occasion?

	Frequency	% of total	% of valid
--	-----------	------------	------------

Valid	1	never	1027	45.77%	82.89%
	2	less than monthly	153	6.82%	12.35%
	3	monthly	36	1.6%	2.91%
	4	weekly	22	0.98%	1.78%
	5	daily or almost daily	1	0.04%	0.08%
		Total	1,239	55.21%	100%
Missing	97	legitimate skip	1000	44.56%	
	98	don't know	5	0.22%	
		Total	1,005	44.79%	

Valid	Invalid	Minimum	Maximum
1239	1005	1	5



Type	Code
Measurement Unit	numeric
P2CS4	Has there ever been a period of time when you wanted to quit or cut down on your drinking?

			Frequency	% of total	% of valid
Valid	0	no	975	43.45%	79.14%
	1	yes	257	11.45%	20.86%
		Total	1,232	54.9%	100%
Missing	6	refused	4	0.18%	
	7	legitimate skip	1000	44.56%	
	8	don't know	8	0.36%	
		Total	1,012	45.1%	

Valid	Invalid	Minimum	Maximum
1232	1012	0	1



Type	Code
Measurement Unit	numeric
P2CS5	Have you ever smoked cigarettes? DEFINITION: By smoking we mean more than 100 cigarettes in your lifetime. Do not include pipes or cigars.

			Frequency	% of total	% of valid
Valid	0	no	1228	54.72%	55.14%
	1	yes	999	44.52%	44.86%



		Total	2,227	99.24%	100%
Missing	6	refused	15	0.67%	
	8	don't know	2	0.09%	
		Total	17	0.76%	

Valid	Invalid	Minimum	Maximum
2227	17	0	1

 P2CS6 - S11Q6 SMOKE CIGARETTES NOW-P2

Type	Code
Measurement Unit	numeric
P2CS6	Do you smoke cigarettes now?

			Frequency	% of total	% of valid
Valid	0	no	682	30.39%	66.67%
	1	yes	341	15.2%	33.33%
		Total	1,023	45.59%	100%
Missing	6	refused	1	0.04%	
	7	legitimate skip	1220	54.37%	
		Total	1,221	54.41%	

Valid	Invalid	Minimum	Maximum
1023	1221	0	1

 P2CS7 - S11Q7 PER DAY CIGARETTES UNIT-P2

Type	Code
Measurement Unit	numeric
P2CS7	When you were smoking the most, about how many cigarettes or packs did you usually smoke in a day? There are 20 cigarettes in a pack.

			Frequency	% of total	% of valid
Valid	1	cigarettes	534	23.8%	53.45%
	2	packs	465	20.72%	46.55%
		Total	999	44.52%	100%
Missing	6	refused	3	0.13%	
	7	legitimate skip	1238	55.17%	
	8	don't know	4	0.18%	
		Total	1,245	55.48%	

Valid	Invalid	Minimum	Maximum
-------	---------	---------	---------

999	1245	1	2
-----	------	---	---

### P2CS8 - S11Q8 # CIGARETTES PER DAY-P2

Type	Numeric (Double)
Description	Value 55: 55 or more.
P2CS8	When you were smoking the most, about how many cigarettes did you usually smoke in a day?

			Frequency	% of total	% of valid
Missing	96	refused	1	0.04%	
	97	legitimate skip	1714	76.38%	
	98	don't know	1	0.04%	
Total			1,716	76.47%	

Valid	Invalid	Minimum	Maximum	Mean	StdDev
528	1716	1	55	10.965909...	9.2234938...

### P2CS9 - S11Q9 # CIGARETTE PACKS PER DAY-P2

Type	Numeric (Double)
P2CS9	When you were smoking the most, about how many packs did you usually smoke in a day?

			Frequency	% of total	% of valid
Missing	96	refused	1	0.04%	
	97	legitimate skip	1779	79.28%	
Total			1,780	79.32%	

Valid	Invalid	Minimum	Maximum	Mean	StdDev
464	1780	0.5	5	1.4019396...	0.6527698...

### P2CS10 - S11Q10 CANNABIS, COCAINE EVER-P2

Type	Code
Measurement Unit	numeric
P2CS10	In the past decade, have you ever used any of the following substances? (NON-MEDICAL USE ONLY) cannabis, cocaine, stimulants, inhalants, sedatives/hypnotics, hallucinogens, opioids, and other drugs not prescribed by a physician.

			Frequency	% of total	% of valid
Valid	0	no	2016	89.84%	90.53%
	1	yes	211	9.4%	9.47%

		Total	2,227	99.24%	100%
Missing	6	refused	16	0.71%	
	8	don't know	1	0.04%	
		Total	17	0.76%	

Valid	Invalid	Minimum	Maximum
2227	17	0	1

P2CS11 - S11Q11 HOW HAPPY WITH PARTNER-P2

Type	Code
Measurement Unit	numeric
P2CS11	In general, how happy are you in your relationship with [partner name/your partner]?

			Frequency	% of total	% of valid
Valid	1	very happy	38	1.69%	61.29%
	2	fairly happy	16	0.71%	25.81%
	3	not too happy	8	0.36%	12.9%
		Total	62	2.76%	100%
Missing	7	legitimate skip	2182	97.24%	
		Total	2,182	97.24%	

Valid	Invalid	Minimum	Maximum
62	2182	1	3

P2CS12 - S11Q12 COMMITTED TO PARTNER-P2

Type	Code
Measurement Unit	numeric
P2CS12	How committed are you to your relationship with [partner name/your partner]?

			Frequency	% of total	% of valid
Valid	1	completely committed	37	1.65%	59.68%
	2	very committed	18	0.8%	29.03%
	3	somewhat committed	5	0.22%	8.06%
	4	not at all committed	2	0.09%	3.23%
		Total	62	2.76%	100%
Missing	97	legitimate skip	2182	97.24%	
		Total	2,182	97.24%	

Valid	Invalid	Minimum	Maximum
62	2182	1	4

P2CS13 - S11Q13 FIGHT WITH PARTNER-P2

Type	Code
Measurement Unit	numeric
P2CS13	How much do you fight or argue with [partner name/your partner]?

			Frequency	% of total	% of valid
Valid	1	a lot	3	0.13%	4.84%
	2	some	18	0.8%	29.03%
	3	a little	20	0.89%	32.26%
	4	not at all	21	0.94%	33.87%
		Total	62	2.76%	100%
Missing	97	legitimate skip	2182	97.24%	
		Total	2,182	97.24%	

Valid	Invalid	Minimum	Maximum
62	2182	1	4

P2CS14 - S11Q14 BEGAN LIVING W/PARTNR-MO-P2

Type	Code
Measurement Unit	numeric
P2CS14	In what month and year did you begin living with [partner name/your partner]? [Month]

			Frequency	% of total	% of valid
Valid	1	January	3	0.13%	4.92%
	2	February	7	0.31%	11.48%
	3	March	7	0.31%	11.48%
	4	April	2	0.09%	3.28%
	5	May	4	0.18%	6.56%
	6	June	4	0.18%	6.56%
	7	July	3	0.13%	4.92%
	8	August	4	0.18%	6.56%
	9	September	12	0.53%	19.67%
	10	October	5	0.22%	8.2%
	11	November	6	0.27%	9.84%
	12	December	4	0.18%	6.56%
		Total	61	2.72%	100%

Missing	96	refused	1	0.04%	
	97	legitimate skip	2182	97.24%	
		Total	2,183	97.28%	

Valid	Invalid	Minimum	Maximum
61	2183	1	12

 P2CS15 - S11Q15 BEGAN LIVING W/PARTNR-YR-P2

Type	Text
Description	Value 1985: 1985 and earlier.
P2CS15	In what month and year did you begin living with [partner name/your partner]? [Year]

Valid	Invalid
0	0

 P2CS16 - S11Q16 # YEARS LIVING W/ PARTNER-P2

Type	Code
Measurement Unit	numeric
P2CS16	How many years have you been living with [partner name/your partner]?

			Frequency
Missing	7	legitimate skip	2243
	8	don't know	1

Valid	Invalid
0	2244

 P2CS17 - S11Q17 HOW HAPPY WITH SPOUSE-P2

Type	Code
Measurement Unit	numeric
P2CS17	In general, how happy are you in your relationship with [spouse name/your spouse]?

			Frequency	% of total	% of valid
Valid	1	very happy	1020	45.45%	70.2%
	2	fairly happy	373	16.62%	25.67%
	3	not too happy	60	2.67%	4.13%
		Total	1,453	64.75%	100%

Missing	6	refused	19	0.85%	
	7	legitimate skip	770	34.31%	
	8	don't know	2	0.09%	
		Total	791	35.25%	

Valid	Invalid	Minimum	Maximum
1453	791	1	3

P2CS18 - S11Q18 COMMITTED TO SPOUSE-P2

Type	Code
Measurement Unit	numeric
P2CS18	How committed are you to your relationship with [spouse name/your spouse]?

			Frequency	% of total	% of valid
Valid	1	completely committed	1198	53.39%	82.17%
	2	very committed	203	9.05%	13.92%
	3	somewhat committed	45	2.01%	3.09%
	4	not at all committed	12	0.53%	0.82%
		Total	1,458	64.97%	100%
Missing	96	refused	15	0.67%	
	97	legitimate skip	770	34.31%	
	98	don't know	1	0.04%	
		Total	786	35.03%	

Valid	Invalid	Minimum	Maximum
1458	786	1	4

P2CS19 - S11Q19 FIGHT WITH SPOUSE-P2

Type	Code
Measurement Unit	numeric
P2CS19	How much do you fight or argue with [spouse name/your spouse]?

			Frequency	% of total	% of valid
Valid	1	a lot	65	2.9%	4.46%
	2	some	379	16.89%	25.99%
	3	a little	709	31.6%	48.63%
	4	not at all	305	13.59%	20.92%
		Total	1,458	64.97%	100%
Missing	96	refused	16	0.71%	
	97	legitimate skip	770	34.31%	

	Total	786	35.03%
--	-------	-----	--------

Valid	Invalid	Minimum	Maximum
1458	786	1	4

P2CS20 - S11Q20 BEGAN LIVING W/SPOUSE-MO-P2

Type	Code
Measurement Unit	numeric
P2CS20	In what month and year did you and [spouse name/your spouse] get married? [Month]

			Frequency	% of total	% of valid
Valid	1	January	95	4.23%	6.56%
	2	February	85	3.79%	5.87%
	3	March	98	4.37%	6.76%
	4	April	123	5.48%	8.49%
	5	May	119	5.3%	8.21%
	6	June	182	8.11%	12.56%
	7	July	154	6.86%	10.63%
	8	August	159	7.09%	10.97%
	9	September	121	5.39%	8.35%
	10	October	113	5.04%	7.8%
	11	November	97	4.32%	6.69%
	12	December	103	4.59%	7.11%
	Total	1,449	64.57%	100%	
Missing	96	refused	18	0.8%	
	97	legitimate skip	770	34.31%	
	98	don't know	7	0.31%	
	Total	795	35.43%		

Valid	Invalid	Minimum	Maximum
1449	795	1	12

P2CS21 - S11Q21 BEGAN LIVING W/SPOUSE-YR-P2

Type	Text
Description	Allow 1914-Current year. Do not allow year earlier than respondent birth year.
P2CS21	In what month and year did you and [spouse name/your spouse] get married? [Year]

Valid	Invalid
-------	---------

0	0
---	---

 P2CS22 - S11Q22 # YEARS LIVING W/ SPOUSE-P2

Type	Numeric (Double)
Description	Interviewers were instructed to enter 0 if less than a year old. Value 34: 34 or more years.
P2CS22	How many years have you and [spouse name/your spouse] been married?

			Frequency	% of total	% of valid
Missing	96	refused	19	0.85%	
	97	legitimate skip	2208	98.4%	
	98	don't know	1	0.04%	
Total			2,228	99.29%	

Valid	Invalid	Minimum	Maximum	Mean	StdDev
16	2228	0	34	12.125	12.732504...

 P2CS23 - S11Q23 BEATEN BY PARENT-P2

Type	Code
Measurement Unit	numeric
P2CS23	As a child, were you ever badly beaten up by your parents or the people who raised you?

			Frequency	% of total	% of valid
Valid	0	no	1931	86.05%	86.79%
	1	yes	294	13.1%	13.21%
Total			2,225	99.15%	100%
Missing	6	refused	16	0.71%	
	8	don't know	3	0.13%	
	Total		19	0.85%	

Valid	Invalid	Minimum	Maximum
2225	19	0	1

 P2CS24 - S11Q24 BEATEN BY SPOUSE/PARTNR-P2

Type	Code
Measurement Unit	numeric
P2CS24	Were you ever badly beaten up by a spouse or romantic partner?

			Frequency	% of total	% of valid
--	--	--	-----------	------------	------------



Valid	0	no	1872	83.42%	84.13%
	1	yes	353	15.73%	15.87%
		Total	2,225	99.15%	100%
Missing	6	refused	19	0.85%	
		Total	19	0.85%	

Valid	Invalid	Minimum	Maximum
2225	19	0	1



Type	Code
Measurement Unit	numeric
P2CS25	During the past 12 months, have you ever seriously thought about committing suicide?

			Frequency	% of total	% of valid
Valid	0	no	2151	95.86%	96.63%
	1	yes	75	3.34%	3.37%
		Total	2,226	99.2%	100%
Missing	6	refused	18	0.8%	
		Total	18	0.8%	

Valid	Invalid	Minimum	Maximum
2226	18	0	1



Type	Code
Measurement Unit	numeric
P2CS26	During the past 12 months, how many times have you actually attempted suicide?

			Frequency	% of total	% of valid
Valid	0	none	67	2.99%	89.33%
	2	1 or 2 times	4	0.18%	5.33%
	3	3 or more times	4	0.18%	5.33%
		Total	75	3.34%	100%
Missing	97	legitimate skip	2169	96.66%	
		Total	2,169	96.66%	

Valid	Invalid	Minimum	Maximum
-------	---------	---------	---------

75	2169	0	3
----	------	---	---

P2CS27 - S11Q27 TREATED FOR SUICIDE TRY-P2

Type	Code
Measurement Unit	numeric
P2CS27	Did any attempt result in an injury, poisoning, or overdose that had to be treated by a doctor or nurse?

			Frequency	% of total	% of valid
Valid	0	no	5	0.22%	100%
	Total		5	0.22%	100%
Missing	.	missing	3	0.13%	
	7	legitimate skip	2236	99.64%	
	Total		2,239	99.78%	

Valid	Invalid	Minimum	Maximum
5	2239	0	0

P2CS28 - S11Q28 EVER INCARCERATED-P2

Type	Code
Measurement Unit	numeric
P2CS28	Have you ever been incarcerated, that is, spent time in a jail, prison, juvenile detention center or other correctional facility?

			Frequency	% of total	% of valid
Valid	0	no	2135	95.14%	95.87%
	1	yes	92	4.1%	4.13%
	Total		2,227	99.24%	100%
Missing	6	refused	17	0.76%	
	Total		17	0.76%	

Valid	Invalid	Minimum	Maximum
2227	17	0	1

P2CS29 - S11Q29 AGE MOST RECENT INCARC-P2

Type	Numeric (Double)
Description	Value 9: 9 or younger. Value 65: 65 and older.
P2CS29	At what age were you most recently incarcerated?

			Frequency	% of total	% of valid
--	--	--	-----------	------------	------------

Missing	96	refused	2	0.09%	
	97	legitimate skip	2152	95.9%	
	98	don't know	3	0.13%	
		Total	2,157	96.12%	


Valid	Invalid	Minimum	Maximum	Mean	StdDev
87	2157	9	65	33.367816...	14.996988...

 P2CS30 - S11Q30 BEST AS FINANCIAL RESP-P2

Type	Code
Measurement Unit	numeric
Description	NOTE: The person who is designated as the most knowledgeable will be the Financial Respondent and will be asked more questions in this section. If the W1P has no spouse/partner, then the W1P is automatically the Financial Respondent. Likewise, if the spouse/partner name is refused (that is, not named by the W1P in the Screener), then the W1P is the Financial Respondent.
P2CS30	We would like to interview both you and your [husband/wife/partner]. There will be questions about household assets, debts and retirement planning. Which of you is the most knowledgeable about this, you or your [husband/wife/partner]?

			Frequency	% of total	% of valid
Valid	1	you	929	41.4%	62.98%
	2	your husband/wife/partner	546	24.33%	37.02%
		Total	1,475	65.73%	100%
Missing	6	refused	3	0.13%	
	7	legitimate skip	766	34.14%	
		Total	769	34.27%	

Valid	Invalid	Minimum	Maximum
1475	769	1	2


 P2EC1 - S12Q1 WORKING FOR PAY-P2

Type	Code
Measurement Unit	numeric
P2EC1	Working for pay

			Frequency	% of total	% of valid
Valid	0	no	1356	60.43%	60.45%
	1	yes	887	39.53%	39.55%

		Total	2,243	99.96%	100%
Missing	6	refused	1	0.04%	
		Total	1	0.04%	

Valid	Invalid	Minimum	Maximum
2243	1	0	1

 P2EC2 - S12Q2 SELF-EMPLOYED-P2

Type	Code
Measurement Unit	numeric
P2EC2	Self-employed

			Frequency	% of total	% of valid
Valid	0	no	2068	92.16%	92.2%
	1	yes	175	7.8%	7.8%
		Total	2,243	99.96%	100%
Missing	6	refused	1	0.04%	
		Total	1	0.04%	

Valid	Invalid	Minimum	Maximum
2243	1	0	1

 P2EC3 - S12Q3 LAID OFF OR ON LEAVE-P2

Type	Code
Measurement Unit	numeric
P2EC3	Temporarily laid off or on leave

			Frequency	% of total	% of valid
Valid	0	no	2222	99.02%	99.06%
	1	yes	21	0.94%	0.94%
		Total	2,243	99.96%	100%
Missing	6	refused	1	0.04%	
		Total	1	0.04%	

Valid	Invalid	Minimum	Maximum
2243	1	0	1

 P2EC4 - S12Q4 DISABLED, UNABLE TO WORK-P2

Type	Code
------	------

Measurement Unit	numeric
P2EC4	Disabled and unable to work

			Frequency	% of total	% of valid
Valid	0	no	1961	87.39%	87.43%
	1	yes	282	12.57%	12.57%
		Total	2,243	99.96%	100%
Missing	6	refused	1	0.04%	
	Total		1	0.04%	

Valid	Invalid	Minimum	Maximum
2243	1	0	1

 P2EC5 - S12Q5 RETIRED-P2

Type	Code
Measurement Unit	numeric
P2EC5	Retired

			Frequency	% of total	% of valid
Valid	0	no	1367	60.92%	60.95%
	1	yes	876	39.04%	39.05%
		Total	2,243	99.96%	100%
Missing	6	refused	1	0.04%	
	Total		1	0.04%	

Valid	Invalid	Minimum	Maximum
2243	1	0	1

 P2EC6 - S12Q6 NOT WORKING NOW-P2

Type	Code
Measurement Unit	numeric
P2EC6	Not working now

			Frequency	% of total	% of valid
Valid	0	no	2050	91.35%	91.4%
	1	yes	193	8.6%	8.6%
		Total	2,243	99.96%	100%
Missing	6	refused	1	0.04%	
	Total		1	0.04%	

Valid	Invalid	Minimum	Maximum
2243	1	0	1

 P2EC7 - S12Q7 RETURN MOST RECENT JOB-P2

Type	Code
Measurement Unit	numeric
P2EC7	Do you expect to come back to the job at which you most recently worked?

			Frequency	% of total	% of valid
Valid	0	no	13	0.58%	65%
	1	yes	7	0.31%	35%
	Total		20	0.89%	100%
Missing	7	legitimate skip	2224	99.11%	
	Total		2,224	99.11%	

Valid	Invalid	Minimum	Maximum
20	2224	0	1

 P2EC8 - S12Q8 DISABLED DATE UNIT-P2

Type	Code
Measurement Unit	numeric
Description	Interviewers were instructed to record unit first.
P2EC8	When did you become disabled?

			Frequency	% of total	% of valid
Valid	1	calendar year	182	8.11%	65%
	2	number of years ago	59	2.63%	21.07%
	3	at age	39	1.74%	13.93%
	Total		280	12.48%	100%
Missing	7	legitimate skip	1962	87.43%	
	8	don't know	2	0.09%	
	Total		1,964	87.52%	

Valid	Invalid	Minimum	Maximum
280	1964	1	3

 P2EC9 - S12Q9 DISABLED DATE YEAR-P2

Type	Text
P2EC9	In what year did you become disabled?

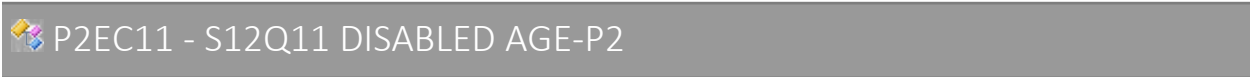
Valid	Invalid
0	0



Type	Numeric (Double)
Description	Allow 0 to R_AGE.
P2EC10	How many years ago did you become disabled?

			Frequency	% of total	% of valid
Missing	97	legitimate skip	2185	97.37%	
		Total	2,185	97.37%	

Valid	Invalid	Minimum	Maximum	Mean	StdDev
59	2185	1	30	9.1355932...	7.3542331...



Type	Numeric (Double)
Description	Allow 0 to R_AGE. Value 36: 36 or younger. Value 60: 60 or older.
P2EC11	At what age did you become disabled?

			Frequency	% of total	% of valid
Missing	97	legitimate skip	2205	98.26%	
		Total	2,205	98.26%	

Valid	Invalid	Minimum	Maximum	Mean	StdDev
39	2205	36	60	50.871794...	7.9544078...



Type	Code
Measurement Unit	numeric
Description	Interviewers were instructed to record unit first.
P2EC12	When did you retire?

			Frequency	% of total	% of valid
Valid	1	calendar year	542	24.15%	61.94%
	2	number of years ago	154	6.86%	17.6%
	3	at age	179	7.98%	20.46%
		Total	875	38.99%	100%

Missing	6	refused	2	0.09%	
	7	legitimate skip	1366	60.87%	
	8	don't know	1	0.04%	
		Total	1,369	61.01%	

Valid	Invalid	Minimum	Maximum
875	1369	1	3

 P2EC13 - S12Q13 WHEN RETURED YEAR-P2

Type	Text
P2EC13	In what year did you retire?

Valid	Invalid
0	0

 P2EC14 - S12Q14 WHEN RETIRED YEARS AGO-P2

Type	Numeric (Double)
Description	Allow 0-AGE.
P2EC14	How many years ago did you retire?

			Frequency	% of total	% of valid
Missing	97	legitimate skip	2090	93.14%	
		Total	2,090	93.14%	

Valid	Invalid	Minimum	Maximum	Mean	StdDev
154	2090	1	25	6.8246753...	5.5390864...

 P2EC15 - S12Q15 WHEN RETIRED AGE-P2

Type	Numeric (Double)
Description	Allow 0-AGE.29: 29 or younger. Value 70: 70 or older
P2EC15	At what age did you retire?

			Frequency	% of total	% of valid
Missing	97	legitimate skip	2065	92.02%	
		Total	2,065	92.02%	

Valid	Invalid	Minimum	Maximum	Mean	StdDev
179	2065	29	70	59.731843...	8.1919145...

 P2EC16 - S12Q16 LOOKING FOR WORK-4 WKS-P2



Type	Code
Measurement Unit	numeric
P2EC16	Have you been doing anything to find work during the last four weeks?

			Frequency	% of total	% of valid
Valid	0	no	1164	51.87%	95.33%
	1	yes	57	2.54%	4.67%
	Total		1,221	54.41%	100%
Missing	6	refused	1	0.04%	
	7	legitimate skip	1022	45.54%	
	Total		1,023	45.59%	

Valid	Invalid	Minimum	Maximum
1221	1023	0	1

 P2EC17 - S12Q17 WHEN LAST WORKD FOR PAY-P2

Type	Code
Measurement Unit	numeric
Description	Interviewers were instructed to change earlier answer at 14.2 if respondent now reports working for pay.
P2EC17	When did you last work for pay, even for a few days?

			Frequency	% of total	% of valid
Valid	1	within the past 12 months	172	7.66%	14.1%
	2	1 to 5 years ago	346	15.42%	28.36%
	3	over 5 years ago	654	29.14%	53.61%
	4	never worked	48	2.14%	3.93%
	Total		1,220	54.37%	100%
Missing	96	refused	1	0.04%	
	97	legitimate skip	1022	45.54%	
	98	don't know	1	0.04%	
	Total		1,024	45.63%	

Valid	Invalid	Minimum	Maximum
1220	1024	1	4

 P2EC18 - S12Q18 TOT WORKING INCOME-12 MO-P2

Type	Numeric (Double)
Description	Value 30: 30 or less. Value 700000: 700000 or more.

P2EC18	How much income in total did you receive in the past 12 months before taxes and deductions from working at any jobs you have or may have had or from self-employment? Please give us your best estimate that includes all wages, salaries, income from self-employment, professional practice and trade, bonuses, commissions and overtime pay.
--------	---

			Frequency	% of total	% of valid
Missing	999996	refused	50	2.23%	
	999997	legitimate skip	1048	46.7%	
	999998	don't know	26	1.16%	
Total			1,124	50.09%	

Valid	Invalid	Minimum	Maximum	Mean	StdDev
1120	1124	30	700000	43420.821...	53061.959...



Type	Code
Measurement Unit	numeric
P2EC18E	Bracket estimate code for DK, RF response

			Frequency	% of total	% of valid
Valid	1	Less than 10000	6	0.27%	14.63%
	2	About 10000	3	0.13%	7.32%
	3	More than 10000-Less than 30000	10	0.45%	24.39%
	4	Less than 30000	1	0.04%	2.44%
	5	About 30000	3	0.13%	7.32%
	6	More than 30000	3	0.13%	7.32%
	7	More than 30000-Less than 60000	7	0.31%	17.07%
	8	About 60000	1	0.04%	2.44%
	9	More than 60000	1	0.04%	2.44%
	10	More than 60000-Less than 130000	4	0.18%	9.76%
	11	About 130000	1	0.04%	2.44%
	12	More than 130000	1	0.04%	2.44%
Total			41	1.83%	100%
Missing	.	missing	35	1.56%	
	97	legitimate skip	2168	96.61%	
Total			2,203	98.17%	

Valid	Invalid	Minimum	Maximum
-------	---------	---------	---------

41	2203	1	12
----	------	---	----

 P2EC19 - S12Q19 WORK >=50 WKS LAST YR-P2

Type	Code
Measurement Unit	numeric
P2EC19	During the past 12 months, or 52 weeks, did you work 50 or more weeks? Count paid time off as work.

			Frequency	% of total	% of valid
Valid	0	no	395	17.6%	33.08%
	1	yes	799	35.61%	66.92%
	Total		1,194	53.21%	100%
Missing	6	refused	2	0.09%	
	7	legitimate skip	1048	46.7%	
	Total		1,050	46.79%	

Valid	Invalid	Minimum	Maximum
1194	1050	0	1

 P2EC20 - S12Q20 WKS WORKED LAST 12 MO-P2

Type	Code
Measurement Unit	numeric
P2EC20	During the past 12 months, or 52 weeks, how many weeks did you work, even for a few hours, including paid vacation and paid sick leave?

			Frequency	% of total	% of valid
Valid	1	50 to 52 weeks	15	0.67%	3.84%
	2	48 to 49 weeks	30	1.34%	7.67%
	3	40 to 47 weeks	103	4.59%	26.34%
	4	27 to 39 weeks	99	4.41%	25.32%
	5	14 to 26 weeks	52	2.32%	13.3%
	6	13 weeks or less	92	4.1%	23.53%
	Total		391	17.42%	100%
Missing	96	refused	3	0.13%	
	97	legitimate skip	1847	82.31%	
	98	don't know	3	0.13%	
Total		1,853	82.58%		

Valid	Invalid	Minimum	Maximum
391	1853	1	6

 P2EC21 - S12Q21 HRS/WK WORKED LST 12 MO-P2

Type	Numeric (Double)
Description	Allow 0-130. Value 1: 1 or fewer. Value 120: 120 or more.
P2EC21	During the past 12 months, in the weeks worked, how many hours, did you usually work each week?

			Frequency	% of total	% of valid
Missing	996	refused	3	0.13%	
	997	legitimate skip	1048	46.7%	
	998	don't know	5	0.22%	
Total			1,056	47.06%	

Valid	Invalid	Minimum	Maximum	Mean	StdDev
1188	1056	1	120	35.005050...	16.132663...

 P2EC22 - S12Q22 OCCUPATION CODE-P2

Type	Code
Measurement Unit	numeric
P2EC22	When you see the list of categories, please tell us which best describes what you did at this job.

			Frequency	% of total	% of valid
--	--	--	-----------	------------	------------

Valid	11-0000	11-0000	20	0.89%	0.92%
	11-1011	11-1011	16	0.71%	0.73%
	11-1021	11-1021	8	0.36%	0.37%
	11-2021	11-2021	3	0.13%	0.14%
	11-2022	11-2022	8	0.36%	0.37%
	11-3011	11-3011	8	0.36%	0.37%
	11-3031	11-3031	5	0.22%	0.23%
	11-3051	11-3051	4	0.18%	0.18%
	11-3061	11-3061	3	0.13%	0.14%
	11-3071	11-3071	6	0.27%	0.27%
	11-9032	11-9032	6	0.27%	0.27%
	11-9033	11-9033	4	0.18%	0.18%
	11-9039	11-9039	7	0.31%	0.32%
	11-9051	11-9051	10	0.45%	0.46%
	11-9111	11-9111	20	0.89%	0.92%
	11-9141	11-9141	9	0.4%	0.41%
	11-9151	11-9151	4	0.18%	0.18%
	11-9199	11-9199	59	2.63%	2.7%
	13-0000	13-0000	23	1.02%	1.05%
	13-1023	13-1023	6	0.27%	0.27%
	13-1031	13-1031	4	0.18%	0.18%
	13-1079	13-1079	3	0.13%	0.14%
	13-1111	13-1111	3	0.13%	0.14%
	13-1199	13-1199	53	2.36%	2.43%
	13-2011	13-2011	32	1.43%	1.46%
	13-2052	13-2052	3	0.13%	0.14%
	13-2072	13-2072	6	0.27%	0.27%
	13-2099	13-2099	68	3.03%	3.11%
	15-0000	15-0000	7	0.31%	0.32%
	15-1041	15-1041	7	0.31%	0.32%
	15-1051	15-1051	8	0.36%	0.37%
	15-1099	15-1099	6	0.27%	0.27%
	17-0000	17-0000	4	0.18%	0.18%
	17-2051	17-2051	3	0.13%	0.14%
	19-0000	19-0000	4	0.18%	0.18%
	19-4099	19-4099	5	0.22%	0.23%
	21-0000	21-0000	7	0.31%	0.32%
	21-1014	21-1014	3	0.13%	0.14%
	21-1021	21-1021	5	0.22%	0.23%
	21-1022	21-1022	5	0.22%	0.23%
	21-1029	21-1029	5	0.22%	0.23%
	21-1093	21-1093	4	0.18%	0.18%
	21-1099	21-1099	19	0.85%	0.87%
	23-0000	23-0000	3	0.13%	0.14%
	23-1011	23-1011	4	0.18%	0.18%
	23-2011	23-2011	12	0.53%	0.55%
	23-2093	23-2093	3	0.13%	0.14%
23-2099	23-2099	9	0.4%	0.41%	

	Total	2,185	97.37%	100%
--	-------	-------	--------	------

Valid	Invalid
2185	59

 P2ECOCT - S12 OCCUPATIONAL CODE DEFINITION-P2

Type	Code
Measurement Unit	numeric
P2ECOCT	Definition of occupation code

	Frequency	% of total	% of valid
--	-----------	------------	------------

Valid	Accountants and Auditors	Accountants and Auditors	32	1.43%	1.46%
	Administrative Services Managers	Administrative Services Managers	8	0.36%	0.37%
	Agricultural Workers All Other	Agricultural Workers All Other	5	0.22%	0.23%
	Architecture and Engineering	Architecture and Engineering	4	0.18%	0.18%
	Arts Design Entertainment Sports and Media	Arts Design Entertainment Sports and Media	17	0.76%	0.78%
	Assemblers and Fabricators All Other	Assemblers and Fabricators All Other	21	0.94%	0.96%
	Bartenders	Bartenders	6	0.27%	0.27%
	Bill and Account Collectors	Bill and Account Collectors	4	0.18%	0.18%
	Billing and Posting Clerks and Machine Operators	Billing and Posting Clerks and Machine Operators	4	0.18%	0.18%
	Bookkeeping Accounting and Auditing Clerks	Bookkeeping Accounting and Auditing Clerks	22	0.98%	1.01%
	Building and Grounds Cleaning and Maintenance	Building and Grounds Cleaning and Maintenance	3	0.13%	0.14%

	Total	2,185	97.37%	100%
--	-------	-------	--------	------

Valid	Invalid
2185	59

P2EC23 - S12Q23 AT CODED JOB NOW-P2

Type	Code
Measurement Unit	numeric
P2EC23	Are you currently working at that best paying job about which you just told us?

			Frequency	% of total	% of valid
Valid	0	no	267	11.9%	26.07%
	1	yes	757	33.73%	73.93%
		Total	1,024	45.63%	100%
Missing	6	refused	2	0.09%	
	7	legitimate skip	1218	54.28%	
		Total	1,220	54.37%	

Valid	Invalid	Minimum	Maximum
1024	1220	0	1

P2EC24 - S12Q24 AGE TO STOP WORKING-P2

Type	Numeric (Double)
Description	Allow 18-100. Code 95 for respondent plans to work entire life or as long as s/he can work. Code 96 for respondent plans to work until age greater than 90.
P2EC24	At what age do you plan to stop working?

			Frequency	% of total	% of valid
Missing	996	refused	4	0.18%	
	997	legitimate skip	1190	53.03%	
	998	don't know	23	1.02%	
		Total	1,217	54.23%	

Valid	Invalid	Minimum	Maximum	Mean	StdDev
1027	1217	54	100	72.565725...	12.871092...

P2EC25 - S12Q25 GOT SSI PYMTS IN LAST MO-P2

Type	Code
------	------



Measurement Unit	numeric
Description	Interviewers were instructed to read as needed: SSI (Supplemental Security Income) is not Social Security, nor is it Social Security Disability Insurance (SSDI). SSI are assistance payments to low-income aged, blind and disabled persons, and come from state or local welfare offices, the Federal government, or both.
P2EC25	<p>We are interested in how people are getting along financially these days. The next questions are about any money you receive from federal, state and local programs.</p> <p>In the last month, did you [yourself] receive any SSI payments, that is, Supplemental Security Income?</p>

			Frequency	% of total	% of valid
Valid	0	no	2130	94.92%	95.26%
	1	yes	106	4.72%	4.74%
	Total		2,236	99.64%	100%
Missing	6	refused	6	0.27%	
	8	don't know	2	0.09%	
	Total		8	0.36%	

Valid	Invalid	Minimum	Maximum
2236	8	0	1

 P2EC26 - S12Q26 AMT SSI PYMTS IN LAST MO-P2

Type	Numeric (Double)
Description	Allow 0-5,000. Value 70: 70 or less. Value 2000: 2000 or more.
P2EC26	How much did you receive from SSI last month?

			Frequency	% of total	% of valid
Missing	9996	refused	1	0.04%	
	9997	legitimate skip	2138	95.28%	
	9998	don't know	1	0.04%	
Total		2,140	95.37%		

Valid	Invalid	Minimum	Maximum	Mean	StdDev
104	2140	70	2000	665.67307...	366.07512...

 P2EC26E - S12 ESTIMATE-P2

Type	Code
Measurement Unit	numeric

P2EC26E	Bracket estimate code for DK, RF response
---------	---

Valid	Invalid
0	0

 P2EC27 - S12Q27 STARTED TO RECEIVE SSI-YRI-P2

Type	Code
Measurement Unit	numeric
P2EC27	In what year did you start to receive SSI?

			Frequency	% of total	% of valid
Valid	1	this year	6	0.27%	5.66%
	2	last year	10	0.45%	9.43%
	3	more than 2 years ago	90	4.01%	84.91%
		Total	106	4.72%	100%
Missing	7	legitimate skip	2138	95.28%	
		Total	2,138	95.28%	

Valid	Invalid	Minimum	Maximum
106	2138	1	3

 P2EC28 - S12Q28 STARTED TO RECEIVE SSI-MO-P2

Type	Code
Measurement Unit	numeric
P2EC28	What month was that?

			Frequency	% of total	% of valid
Valid	1	January	3	0.13%	20%
	6	June	3	0.13%	20%
	9	September	3	0.13%	20%
	10	October	2	0.09%	13.33%
	11	November/December	4	0.18%	26.67%
		Total	15	0.67%	100%
Missing	97	legitimate skip	2228	99.29%	
	98	don't know	1	0.04%	
		Total	2,229	99.33%	

Valid	Invalid	Minimum	Maximum
15	2229	1	11

 P2EC29 - S12Q29 GET SOCIAL SECURITY PAYMENTS-P2

Type	Code
Measurement Unit	numeric
P2EC29	[IF RESPONDENT HAS NO SPOUSE/PARTNER, ASK]: Do you currently receive any income from Social Security, such as disability, retirement or survivor's benefits?  [IF RESPONDENT HAS A SPOUSE/PARTNER, ASK]: Do you yourself currently receive any income from Social Security, such as disability, retirement or survivor's benefits?

			Frequency	% of total	% of valid
Valid	0	no	1265	56.37%	56.5%
	1	yes	974	43.4%	43.5%
	Total		2,239	99.78%	100%
Missing	6	refused	4	0.18%	
	8	don't know	1	0.04%	
	Total		5	0.22%	

Valid	Invalid	Minimum	Maximum
2239	5	0	1

 P2EC30 - S12Q30 AMT SOC SEC'TY PYMT LAST MO-P2

Type	Numeric (Double)
Description	Allow 0-20,000. Value 5000: 5000 or more.
P2EC30	About the Social Security income that you receive, how much was that Social Security check or the amount deposited directly into an account, last month?

			Frequency	% of total	% of valid
Missing	9996	refused	53	2.36%	
	9997	legitimate skip	1270	56.6%	
	9998	don't know	43	1.92%	
		Total	1,366	60.87%	

Valid	Invalid	Minimum	Maximum	Mean	StdDev
878	1366	50	5000	1043.5820...	518.11353...

 P2EC30E - S12 ESTIMATE-P2

Type	Code
------	------

Measurement Unit	numeric
P2EC30E	Bracket estimate code for DK, RF response

			Frequency	% of total	% of valid
Valid	1	Less than 600	6	0.27%	11.11%
	2	About 600	1	0.04%	1.85%
	3	More than 600-Less than 900	9	0.4%	16.67%
	4	Less than 900	3	0.13%	5.56%
	5	About 900	11	0.49%	20.37%
	6	More than 900	4	0.18%	7.41%
	7	More than 900-Less than 1200	6	0.27%	11.11%
	8	About 1200	4	0.18%	7.41%
	9	More than 1200	10	0.45%	18.52%
		Total	54	2.41%	100%
Missing	.	missing	42	1.87%	
	97	legitimate skip	2148	95.72%	
		Total	2,190	97.59%	

Valid	Invalid	Minimum	Maximum
54	2190	1	9

 P2EC31 - S12Q31 STARTED SOC. SECURITY--YR-P2

Type	Code
Measurement Unit	numeric
P2EC31	In what year did you start to receive Social Security benefits?

			Frequency	% of total	% of valid
Valid	1	this year	80	3.57%	8.25%
	2	last year	149	6.64%	15.36%
	3	more than 2 years ago	741	33.02%	76.39%
		Total	970	43.23%	100%
Missing	6	refused	2	0.09%	
	7	legitimate skip	1270	56.6%	
	8	don't know	2	0.09%	
		Total	1,274	56.77%	

Valid	Invalid	Minimum	Maximum
970	1274	1	3

 P2EC32 - S12Q32 STARTED SOC. SECURITY--MO-P2

Type	Code
------	------

Measurement Unit	numeric
P2EC32	What month was that?

			Frequency	% of total	% of valid
Valid	1	January	24	1.07%	10.96%
	2	February	30	1.34%	13.7%
	3	March	27	1.2%	12.33%
	4	April	11	0.49%	5.02%
	5	May	18	0.8%	8.22%
	6	June	22	0.98%	10.05%
	7	July	14	0.62%	6.39%
	8	August	18	0.8%	8.22%
	9	September	19	0.85%	8.68%
	10	October	11	0.49%	5.02%
	11	November	12	0.53%	5.48%
	12	December	13	0.58%	5.94%
Total			219	9.76%	100%
Missing	96	refused	1	0.04%	
	97	legitimate skip	2015	89.8%	
	98	don't know	9	0.4%	
Total			2,025	90.24%	

Valid	Invalid	Minimum	Maximum
219	2025	1	12

 P2EC33 - S12Q33 UNEMPLY COMP LAST 12 MO-P2

Type	Code
Measurement Unit	numeric
P2EC33	In the past 12 months, did you receive any income from Unemployment Compensation, Workers' Compensation, veteran benefits or cash assistance from a state or county welfare program? Please do not include SNAP benefits, food stamps or other types of non-cash programs.

			Frequency	% of total	% of valid
Valid	0	no	2141	95.41%	95.62%
	1	yes	98	4.37%	4.38%
Total			2,239	99.78%	100%
Missing	6	refused	5	0.22%	
	Total			5	0.22%

Valid	Invalid	Minimum	Maximum
2239	5	0	1

 P2EC34 - S12Q34 AMT UNEMPLY COMP-12 MO-P2

Type	Numeric (Double)
Description	Allow 0-20,000.
P2EC34	Altogether, about how much did you receive from those sources in the past 12 months before taxes and deductions?

			Frequency	% of total	% of valid
Missing	99996	refused	4	0.18%	
	99997	legitimate skip	2146	95.63%	
	99998	don't know	1	0.04%	
Total			2,151	95.86%	

Valid	Invalid	Minimum	Maximum	Mean	StdDev
93	2151	200	35000	5823.6559...	6983.5427...

 P2EC34E - S12 ESTIMATE-P2

Type	Code
Measurement Unit	numeric
P2EC34E	Bracket estimate code for DK, RF response

			Frequency	% of total	% of valid
Valid	1	Less than 3500	1	0.04%	50%
	2	About 3500	1	0.04%	50%
	Total		2	0.09%	100%
Missing	.	missing	3	0.13%	
	7	legitimate skip	2239	99.78%	
	Total		2,242	99.91%	

Valid	Invalid	Minimum	Maximum
2	2242	1	2

 P2EC35 - S12Q35 R IS FINANCIAL RESPONDENT-P2

Type	Code
Measurement Unit	numeric
P2EC35	Calculated variable: Indicator if Respondent is a Financial Respondent

			Frequency	% of total	% of valid
Valid	0	no	541	24.11%	24.11%
	1	yes	1703	75.89%	75.89%

		Total	2,244	100%	100%
--	--	-------	-------	------	------

Valid	Invalid	Minimum	Maximum
2244	0	0	1

 P2EC36 - S12Q36 HAVE IRA, KEOUGH, 401K-P2

Type	Code
Measurement Unit	numeric
P2EC36	Do you [or your spouse/partner] currently have any money or assets that are held in retirement accounts? Please include any Individual Retirement Accounts (IRAs), Keogh plans and employer-based defined contribution retirement plans, such as 401K, in which the benefits are based on how much money has accumulated in a person's pension or retirement account. Please do not count annuities or defined benefit retirement plans, as we will discuss them later on. The benefits in these latter plans are based on a formula involving age and years of service.

			Frequency	% of total	% of valid
Valid	0	no	697	31.06%	41.81%
	1	yes	970	43.23%	58.19%
		Total	1,667	74.29%	100%
Missing	6	refused	31	1.38%	
	7	legitimate skip	541	24.11%	
	8	don't know	5	0.22%	
		Total	577	25.71%	

Valid	Invalid	Minimum	Maximum
1667	577	0	1

 P2EC37 - S12Q37 WHO HAS IRA. KEOUGH, 401K-P2

Type	Code
Measurement Unit	numeric
P2EC37	[ONLY IF RESPONDENT HAS SPOUSE/PARTNER]: Who has an IRA or a defined contribution retirement plan account?

			Frequency	% of total	% of valid
Valid	1	only you	159	7.09%	24.69%
	2	only your spouse/partner	115	5.12%	17.86%
	3	both you and your spouse/partner	370	16.49%	57.45%
		Total	644	28.7%	100%

Missing	6	refused	2	0.09%	
	7	legitimate skip	1597	71.17%	
	8	don't know	1	0.04%	
		Total	1,600	71.3%	

Valid	Invalid	Minimum	Maximum
644	1600	1	3

 P2EC38 - S12Q38 NUMB OF IRA, KEOUGH, 401K-- FR-P2

Type	Code
Measurement Unit	numeric
P2EC38	[IF RESPONDENT HAS A SPOUSE/PARTNER]: Let's talk first about your accounts, then about your spouse/partner's accounts.  [CONTINUE FOR ANY RESPONDENT]: How many IRA or retirement plan accounts do you [yourself, or your spouse/partner] have?

			Frequency	% of total	% of valid
Valid	1	one	486	21.66%	57.58%
	2	more than one	358	15.95%	42.42%
		Total	844	37.61%	100%
Missing	6	refused	7	0.31%	
	7	legitimate skip	1389	61.9%	
	8	don't know	4	0.18%	
		Total	1,400	62.39%	

Valid	Invalid	Minimum	Maximum
844	1400	1	2


 P2EC39 - S12Q39 AMT \$ IRA, KEOUGH, 401K--FR-P2

Type	Numeric (Double)
Description	Allow 0-50,000,000. Value 200: 200 or less. Value 1700000: 1700000 or more.
P2EC39	[IF ONE ACCOUNT]: About how much is in this account at the present time? [IF MORE THAN ONE ACCOUNT]: About how much in total is in these accounts at the present time?

			Frequency	% of total	% of valid
Missing	9999996	refused	89	3.97%	
	9999997	legitimate skip	1389	61.9%	
	9999998	don't know	119	5.3%	
		Total	1,597	71.17%	



Valid	Invalid	Minimum	Maximum	Mean	StdDev
647	1597	200	1700000	153713.29...	226948.62...



Type	Code
Measurement Unit	numeric
P2EC39E	Bracket estimate code for DK, RF response

			Frequency	% of total	% of valid
Valid	1	Less than 20000	19	0.85%	11.8%
	2	About 20000	11	0.49%	6.83%
	3	More than 20000-Less than 50000	22	0.98%	13.66%
	4	Less than 50000	5	0.22%	3.11%
	5	About 50000	9	0.4%	5.59%
	6	More than 50000	18	0.8%	11.18%
	7	More than 50000-Less than 160000	27	1.2%	16.77%
	8	About 160000	9	0.4%	5.59%
	9	More than 160000	5	0.22%	3.11%
	10	More than 160000-Less than 600000	26	1.16%	16.15%
	11	About 600000	4	0.18%	2.48%
	12	More than 600000	6	0.27%	3.73%
		Total	161	7.17%	100%
Missing	.	missing	47	2.09%	
	97	legitimate skip	2036	90.73%	
		Total	2,083	92.83%	

Valid	Invalid	Minimum	Maximum
161	2083	1	12



Type	Code
Measurement Unit	numeric
P2EC40	In the past 12 months, have you [or your spouse/partner] withdrawn any money from [this/these] account(s)?

			Frequency	% of total	% of valid
Valid	0	no	684	30.48%	80.76%
	1	yes	163	7.26%	19.24%

		Total	847	37.75%	100%
Missing	6	refused	7	0.31%	
	7	legitimate skip	1389	61.9%	
	8	don't know	1	0.04%	
		Total	1,397	62.25%	

Valid	Invalid	Minimum	Maximum
847	1397	0	1

 P2EC41 - S12Q41 IRA FR \$ WITHDRAWN--UNIT-P2

Type	Code
Measurement Unit	numeric
Description	Interviewers were instructed to record unit first.
P2EC41	Altogether, about how much money did you [or your spouse] withdraw from this account/these accounts in the past 12 months before taxes and deductions?

			Frequency	% of total	% of valid
Valid	1	total	119	5.3%	79.33%
	2	monthly	21	0.94%	14%
	3	quarterly (3 months)	2	0.09%	1.33%
	4	biannually (6 months)	8	0.36%	5.33%
		Total	150	6.68%	100%
Missing	96	refused	10	0.45%	
	97	legitimate skip	2081	92.74%	
	98	don't know	3	0.13%	
		Total	2,094	93.32%	

Valid	Invalid	Minimum	Maximum
150	2094	1	4

 P2EC42 - S12Q42 IRA FR \$ WITHDRAWN 12 MO-P2

Type	Numeric (Double)
Description	Allow 0-1,000,000. Value 500: 500 or less. Value 95000: 95000 or more.
P2EC42	How much did you [or your spouse/partner] withdraw?

			Frequency	% of total	% of valid
Missing	99996	refused	1	0.04%	
	99997	legitimate skip	2094	93.32%	
	99998	don't know	2	0.09%	

	Total	2,097	93.45%
--	-------	-------	--------

Valid	Invalid	Minimum	Maximum	Mean	StdDev
147	2097	500	95000	12168.707...	16652.614...



Type	Code
Measurement Unit	numeric
P2EC42E	Bracket estimate code for DK, RF response

			Frequency	% of total	% of valid
Valid	1	Less than 4000	1	0.04%	11.11%
	2	More than 4000	2	0.09%	22.22%
	3	More than 4000-Less than 10000	1	0.04%	11.11%
	4	Less than 50000	3	0.13%	33.33%
	5	About 40000	1	0.04%	11.11%
	6	More than 50000	1	0.04%	11.11%
		Total	9	0.4%	100%
Missing	.	missing	7	0.31%	
	97	legitimate skip	2228	99.29%	
		Total	2,235	99.6%	

Valid	Invalid	Minimum	Maximum
9	2235	1	6



Type	Code
Measurement Unit	numeric
P2EC43	Let's talk about your spouse's accounts. How many IRA or retirement accounts does he/she have?

			Frequency	% of total	% of valid
Valid	1	one	278	12.39%	58.4%
	2	more than one	198	8.82%	41.6%
		Total	476	21.21%	100%
Missing	6	refused	3	0.13%	
	7	legitimate skip	1759	78.39%	
	8	don't know	6	0.27%	
		Total	1,768	78.79%	

Valid	Invalid	Minimum	Maximum
-------	---------	---------	---------

476	1768	1	2
-----	------	---	---

 P2EC44 - S12Q44 AMT \$ IRA, KEO--FR's SP-P2

Type	Numeric (Double)
Description	Allow 0-50,000,000. Value 500: 500 or less. Value 1500000: 1500000 or more.
P2EC44	About how much is in [this/these] account(s) at the present time?

			Frequency	% of total	% of valid
Missing	9999996	refused	52	2.32%	
	9999997	legitimate skip	1759	78.39%	
	9999998	don't know	116	5.17%	
Total			1,927	85.87%	

Valid	Invalid	Minimum	Maximum	Mean	StdDev
317	1927	500	1500000	213873.81...	284458.39...

 P2EC44E - S12 ESTIMATE-P2

Type	Code
Measurement Unit	numeric
P2EC44E	Bracket estimate code for DK, RF response

			Frequency	% of total	% of valid
Valid	1	Less than 20000	13	0.58%	12.5%
	2	About 20000	6	0.27%	5.77%
	3	More than 4000	7	0.31%	6.73%
	4	More than 4000-Less than 10000	13	0.58%	12.5%
	5	Less than 50000	5	0.22%	4.81%
	6	More than 50000	23	1.02%	22.12%
	7	About 160000	9	0.4%	8.65%
	8	More than 160000	5	0.22%	4.81%
	9	More than 160000-Less than 600000	13	0.58%	12.5%
	10	About 600000	1	0.04%	0.96%
	11	More than 600000	9	0.4%	8.65%
Total			104	4.63%	100%
Missing	.	missing	64	2.85%	
	97	legitimate skip	2076	92.51%	
Total			2,140	95.37%	

Valid	Invalid	Minimum	Maximum
104	2140	1	11

 P2EC45 - S12Q45 IRA FR's SP WITHDRWN-12 MO-P2

Type	Code
Measurement Unit	numeric
P2EC45	In the past 12 months, has your [spouse/partner] withdrawn any money from this/these account(s)?

			Frequency	% of total	% of valid
Valid	0	no	375	16.71%	78.45%
	1	yes	103	4.59%	21.55%
Total			478	21.3%	100%
Missing	6	refused	3	0.13%	
	7	legitimate skip	1759	78.39%	
	8	don't know	4	0.18%	
Total			1,766	78.7%	

Valid	Invalid	Minimum	Maximum
478	1766	0	1

 P2EC46 - S12Q46 IRA FR's SP \$ WITHDRWN-UNIT-P2

Type	Code
Measurement Unit	numeric
Description	Interviewers were instructed to record unit first.
P2EC46	Altogether, about how much money did your [spouse/partner] withdraw from this/these account(s) in the past 12 months before taxes and deductions?

			Frequency	% of total	% of valid
Valid	1	total	58	2.58%	68.24%
	2	monthly	22	0.98%	25.88%
	4	biannually (6 months)	5	0.22%	5.88%
Total			85	3.79%	100%
Missing	96	refused	10	0.45%	
	97	legitimate skip	2141	95.41%	
	98	don't know	8	0.36%	
Total			2,159	96.21%	

Valid	Invalid	Minimum	Maximum
85	2159	1	4

 P2EC47 - S12Q47 \$ IRA FR's SP WTHDREW-P2

Type	Numeric (Double)
Description	Allow 0-1,000,000. Value 240: 240 or less. Value 50000: 50000 or more.
P2EC47	How much did he/she withdraw?

			Frequency	% of total	% of valid
Missing	99996	refused	2	0.09%	
	99997	legitimate skip	2159	96.21%	
	99998	don't know	2	0.09%	
		Total	2,163	96.39%	

Valid	Invalid	Minimum	Maximum	Mean	StdDev
81	2163	240	50000	11682.962...	14636.013...

 P2EC47E - S12 ESTIMATE-P2

Type	Code
Measurement Unit	numeric
P2EC47E	Bracket estimate code for DK, RF response

			Frequency	% of total	% of valid
Valid	1	About 1500	2	0.09%	50%
	2	More than 4000	1	0.04%	25%
	3	About 10000	1	0.04%	25%
		Total	4	0.18%	100%
Missing	.	missing	14	0.62%	
	7	legitimate skip	2226	99.2%	
		Total	2,240	99.82%	

Valid	Invalid	Minimum	Maximum
4	2240	1	3

 P2EC48 - S12Q48 RECEIVE ANNUITY PAYMENTS-P2

Type	Code
Measurement Unit	numeric
P2EC48	Are you [or your spouse/partner] currently receiving any payments from annuities? [INTERVIEW: READ AS NEEDED]: Annuity is a regular payment per year or other specified period that is made by a financial institution to a policyholder.

			Frequency	% of total	% of valid
Valid	0	no	1584	70.59%	94.74%
	1	yes	88	3.92%	5.26%
		Total	1,672	74.51%	100%
Missing	6	refused	26	1.16%	
	7	legitimate skip	541	24.11%	
	8	don't know	5	0.22%	
		Total	572	25.49%	

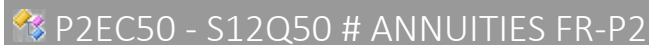
Valid	Invalid	Minimum	Maximum
1672	572	0	1



Type	Code
Measurement Unit	numeric
P2EC49	Who receives that?

			Frequency	% of total	% of valid
Valid	1	only you	22	0.98%	35.48%
	2	only your spouse/partner	25	1.11%	40.32%
	3	both you and your spouse/partner	15	0.67%	24.19%
		Total	62	2.76%	100%
Missing	7	legitimate skip	2182	97.24%	
	Total		2,182	97.24%	

Valid	Invalid	Minimum	Maximum
62	2182	1	3



Type	Numeric (Double)
Description	Allow 1-15. Pensions or retirement plans after the second one are not described separately.
P2EC50	How many annuity payments do you [yourself] receive?

			Frequency	% of total	% of valid
Missing	96	refused	2	0.09%	
	97	legitimate skip	2181	97.19%	
	98	don't know	4	0.18%	
		Total	2,187	97.46%	


Valid	Invalid	Minimum	Maximum	Mean	StdDev
57	2187	1	12	2.2280701...	3.1567249...

 P2EC51 - S12Q51 \$ ANNUITIES FR UNIT-P2

Type	Code
Measurement Unit	numeric
Description	Interviewers were instructed to record unit first.
P2EC51	In the past 12 months, how much income in total did you receive from annuity payments, before taxes and deductions?

			Frequency	% of total	% of valid
Valid	1	total	29	1.29%	55.77%
	2	monthly	15	0.67%	28.85%
	3	quarterly (3 months)	6	0.27%	11.54%
	4	biannually (6 months)	2	0.09%	3.85%
Total			52	2.32%	100%
Missing	96	refused	5	0.22%	
	97	legitimate skip	2181	97.19%	
	98	don't know	6	0.27%	
Total			2,192	97.68%	

Valid	Invalid	Minimum	Maximum
52	2192	1	4

 P2EC52 - S12Q52 \$ ANNUITIES FR 12 MOS-P2

Type	Numeric (Double)
Description	Allow 0-5,000,000. Value 100: 100 or less. Value 30000: 30000 or more.
P2EC52	How much did you receive?

			Frequency	% of total	% of valid
Missing	99996	refused	2	0.09%	
	99997	legitimate skip	2192	97.68%	
Total			2,194	97.77%	

Valid	Invalid	Minimum	Maximum	Mean	StdDev
50	2194	100	30000	4660	7193.1940...

 P2EC52E - S12 ESTIMATE-P2

Type	Code
Measurement Unit	numeric



P2EC52E	Bracket estimate code for DK, RF response
---------	---

			Frequency	% of total	% of valid
Valid	1	More than 200-Less than 500	1	0.04%	25%
	2	About 500	1	0.04%	25%
	3	More than 1000	2	0.09%	50%
Total			4	0.18%	100%
Missing	.	missing	9	0.4%	
	7	legitimate skip	2231	99.42%	
Total			2,240	99.82%	

Valid	Invalid	Minimum	Maximum
4	2240	1	3

 P2EC53 - S12Q53 1ST RECEIVE ANN'TY FR YR-P2

Type	Code
Measurement Unit	numeric
P2EC53	In what year did you start to receive that income from annuity payments?

			Frequency	% of total	% of valid
Valid	1	this year	1	0.04%	3.13%
	2	last year	2	0.09%	6.25%
	3	more than 2 years ago	29	1.29%	90.63%
Total			32	1.43%	100%
Missing	6	refused	1	0.04%	
	7	legitimate skip	2210	98.48%	
	8	don't know	1	0.04%	
Total			2,212	98.57%	

Valid	Invalid	Minimum	Maximum
32	2212	1	3

 P2EC54 - S12Q54 1ST RECEIVE ANN'TY FR MO-P2

Type	Code
P2EC54	What month was that?

Valid	Invalid
0	0

 P2EC55 - S12Q55 # ANNUITIES FR's SP-P2

Type	Numeric (Double)
Description	Allow 1-15. Value 2: 2 to 4.
P2EC55	Now we'd like to ask you about the annuity payments received by your spouse/partner. How many such annuities payments does [he/she] receive?

			Frequency	% of total	% of valid
Missing	97	legitimate skip	2204	98.22%	
	98	don't know	6	0.27%	
Total			2,210	98.48%	

Valid	Invalid	Minimum	Maximum	Mean	StdDev
34	2210	1	12	2.0588235...	3.1521149...

P2EC56 - S12Q56 ANNUITIES FR's SP- UNIT-P2

Type	Code
Measurement Unit	numeric
Description	Interviewers were instructed to record unit first.
P2EC56	In the past 12 months, how much income did he/she receive from annuity payments, before taxes and deductions?

			Frequency	% of total	% of valid
Valid	1	total	13	0.58%	41.94%
	2	monthly	11	0.49%	35.48%
	3	quarterly (3 months)	2	0.09%	6.45%
	4	biannually (6 months)	5	0.22%	16.13%
Total			31	1.38%	100%
Missing	96	refused	2	0.09%	
	97	legitimate skip	2204	98.22%	
	98	don't know	7	0.31%	
Total			2,213	98.62%	

Valid	Invalid	Minimum	Maximum
31	2213	1	4


P2EC57 - S12Q57 \$ ANNUITIES FR's SP 12MO-P2

Type	Numeric (Double)
Description	Allow 0-5,000,000. Value 500: 500 or less. Value 10000: 10000 or more.
P2EC57	How much did [he/she] receive?

			Frequency	% of total	% of valid
--	--	--	-----------	------------	------------

Missing	99997	legitimate skip	2213	98.62%	
	99998	don't know	1	0.04%	
		Total	2,214	98.66%	

Valid	Invalid	Minimum	Maximum	Mean	StdDev
30	2214	500	10000	2883.3333...	3428.2883...



Type	Code
Measurement Unit	numeric
P2EC57E	Bracket estimate code for DK, RF response

			Frequency	% of total	% of valid
Valid	1	500 or less	1	0.04%	20%
	2	More than 500-Less than 1000	2	0.09%	40%
	3	More than 3000	1	0.04%	20%
		Total	5	0.22%	100%
Missing	.	missing	5	0.22%	
	7	legitimate skip	2234	99.55%	
		Total	2,239	99.78%	

Valid	Invalid	Minimum	Maximum
5	2239	1	4



Type	Code
Measurement Unit	numeric
P2EC58	In what year did he/she start to receive that income from annuity payments?

			Frequency	% of total	% of valid
Valid	2	this year or last year	5	0.22%	18.52%
	3	more than 2 years ago	22	0.98%	81.48%
		Total	27	1.2%	100%
Missing	7	legitimate skip	2217	98.8%	
		Total	2,217	98.8%	

Valid	Invalid	Minimum	Maximum
27	2217	2	3



Type	Code
Measurement Unit	numeric
P2EC59	What month was that?

Valid	Invalid
0	0

 P2EC60 - S12Q60 \$ ANN'TY FR & SP LAST MO,MO-P2

Type	Code
Measurement Unit	numeric
P2EC60	Overall, about how much income in total did you and your spouse/partner receive last month from annuity payments before taxes and deductions, not including Social Security and pensions?

			Frequency	% of total	% of valid
Valid	7	legitimate skip	2244	100%	100%
Total			2,244	100%	100%

Valid	Invalid	Minimum	Maximum
2244	0	7	7

 P2EC63 - S12Q63 FR OR SP GETS PENSION-P2

Type	Code
Measurement Unit	numeric
P2EC63	Now let's talk about defined benefit retirement plans in which benefits are based on a formula involving age and years of service. Not including Social Security, IRAs, defined contribution retirement plans, any lump-sum pension payout or any retirement income you've already told us about, are you [or your spouse/partner] currently receiving any income from such pension or retirement plans?

			Frequency	% of total	% of valid
Valid	0	no	1227	54.68%	73.34%
	1	yes	446	19.88%	26.66%
	Total		1,673	74.55%	100%
Missing	6	refused	24	1.07%	
	7	legitimate skip	541	24.11%	
	8	don't know	6	0.27%	
	Total		571	25.45%	

Valid	Invalid	Minimum	Maximum
-------	---------	---------	---------

1673	571	0	1
------	-----	---	---

 P2EC64 - S12Q64 WHO RECEIVES PENSION-P2

Type	Code
Measurement Unit	numeric
P2EC64	Who receives that?

			Frequency	% of total	% of valid
Valid	1	only you	81	3.61%	27%
	2	only your spouse/partner	147	6.55%	49%
	3	both you and your spouse/partner	72	3.21%	24%
Total			300	13.37%	100%
Missing	7	legitimate skip	1944	86.63%	
	Total		1,944	86.63%	

Valid	Invalid	Minimum	Maximum
300	1944	1	3

 P2EC65 - S12Q65 NUMB PENSIONS FR-P2

Type	Numeric (Double)
Description	Allow 1-15. Pensions or retirement plans after the second one are not described separately.
P2EC65	How many retirement pensions do you [yourself] receive?

			Frequency	% of total	% of valid
Missing	7	legitimate skip	1945	86.68%	
Total			1,945	86.68%	

Valid	Invalid	Minimum	Maximum	Mean	StdDev
299	1945	1	3	1.1438127...	0.3700900...

 P2EC66 - S12Q66 \$ PENSION-1 LAST MONTH FR-P2

Type	Numeric (Double)
------	------------------

P2EC66 [IF THIS IS THE FIRST TIME THROUGH THE LOOP AND R HAS MULTIPLE PENSIONS]: Tell us about the largest pension you currently receive. How much did you receive last month from that pension, before taxes and deductions?  
 IF THIS IS THE SECOND TIME THROUGH THE LOOP:  
 How much did you receive last month from the second (largest) pension, before taxes and deductions?  
 IF THIS IS THE FIRST TIME THROUGH THE LOOP AND P2EC65=1, ASK:  
 How much did you receive last month from that pension, before taxes and deductions?

			Frequency	% of total	% of valid
Missing	9996	refused	20	0.89%	
	9997	legitimate skip	1945	86.68%	
	9998	don't know	9	0.4%	
		Total	1,974	87.97%	

Valid	Invalid	Minimum	Maximum	Mean	StdDev
270	1974	1	8500	1664.5111...	1589.4000...



Type	Code
Measurement Unit	numeric
P2EC66E	Bracket estimate code for DK, RF response

			Frequency	% of total	% of valid
Valid	1	About 300	1	0.04%	6.25%
	2	More than 300-Less than 700	5	0.22%	31.25%
	3	About 700	1	0.04%	6.25%
	4	More than 700	1	0.04%	6.25%
	5	More than 700-Less than 1500	5	0.22%	31.25%
	6	More than 1500-Less than 3500	2	0.09%	12.5%
	7	More than 3500	1	0.04%	6.25%
			Total	16	0.71%
Missing	.	missing	13	0.58%	
	97	legitimate skip	2215	98.71%	
		Total	2,228	99.29%	

Valid	Invalid	Minimum	Maximum
16	2228	1	7



Type	Code
Measurement Unit	numeric
P2EC67	In what year did you start to receive that pension?

			Frequency	% of total	% of valid
Valid	1	this year	19	0.85%	6.38%
	2	last year	37	1.65%	12.42%
	3	more than 2 years ago	242	10.78%	81.21%
		Total	298	13.28%	100%
Missing	6	refused	1	0.04%	
	7	legitimate skip	1945	86.68%	
		Total	1,946	86.72%	

Valid	Invalid	Minimum	Maximum
298	1946	1	3

 P2EC68 - S12Q68 PENSION-1 START MONTH FR-P2

Type	Code
Measurement Unit	numeric
P2EC68	What month was that?

			Frequency	% of total	% of valid
Valid	1	January	8	0.36%	14.29%
	2	February	6	0.27%	10.71%
	4	April	5	0.22%	8.93%
	5	May	5	0.22%	8.93%
	6	June	4	0.18%	7.14%
	7	July	8	0.36%	14.29%
	8	August	6	0.27%	10.71%
	9	September	8	0.36%	14.29%
	10	October	3	0.13%	5.36%
	11	November/December	3	0.13%	5.36%
			Total	56	2.5%
Missing	97	legitimate skip	2188	97.5%	
		Total	2,188	97.5%	

Valid	Invalid	Minimum	Maximum
56	2188	1	11

 P2EC69 - S12Q69 AMT \$ PENSION-2 LAST MO FR-P2

Type	Numeric (Double)
P2EC69	[IF THIS IS THE SECOND TIME THROUGH THE LOOP]: How much did you receive last month from the second (largest) pension, before taxes and deductions?

			Frequency	% of total	% of valid
Missing	9996	refused	1	0.04%	
	9997	legitimate skip	2203	98.17%	
	9998	don't know	1	0.04%	
Total			2,205	98.26%	

Valid	Invalid	Minimum	Maximum	Mean	StdDev
39	2205	49	1800	433.28205...	434.62633...



Type	Code
Measurement Unit	numeric
P2EC69E	Bracket estimate code for DK, RF response

			Frequency	% of total	% of valid
Valid	1	More than 700-Less than 1500	1	0.04%	100%
	Total		1	0.04%	100%
Missing	.	missing	1	0.04%	
	7	legitimate skip	2242	99.91%	
	Total		2,243	99.96%	

Valid	Invalid	Minimum	Maximum
1	2243	1	1



Type	Code
Measurement Unit	numeric
P2EC70	In what year did you start to receive that pension?

			Frequency	% of total	% of valid
Valid	1	this year	4	0.18%	9.76%
	2	last year	3	0.13%	7.32%
	3	more than 2 years ago	34	1.52%	82.93%
	Total		41	1.83%	100%
Missing	7	legitimate skip	2203	98.17%	



		Total	2,203	98.17%	
--	--	-------	-------	--------	--

Valid	Invalid	Minimum	Maximum
41	2203	1	3

 P2EC71 - S12Q71 1ST MO PENSION-2 FR-P2

Type	Code
Measurement Unit	numeric
P2EC71	What month was that?

Valid	Invalid
0	0

 P2EC72 - S12Q72 \$ TOT PENSION>2 LAST MO FR-P2

Type	Numeric (Double)
Description	Allow 0-1,000,000. Value 600: 600 or less.
P2EC72	[IF R has more than two pensions: About the other retirement pensions that you [yourself,] receive, about how much in total did you receive last month, before taxes and deductions? [IF R answers RF or DK for number of pensions]: About all retirement pensions that your [spouse/partner] receives, about how much in total did [he/she] receive last month, before taxes and deductions?

			Frequency	% of total	% of valid
Missing	997	legitimate skip	2242	99.91%	
		Total	2,242	99.91%	

Valid	Invalid	Minimum	Maximum	Mean	StdDev
2	2242	600	600	600	0

 P2EC73 - S12Q73 NUMB PENSIONS FR's SP-P2

Type	Code
Description	Allow 1-15. Pensions or retirement plans after the second one are not described separately.
P2EC73	Now let's talk about the retirement pensions received by your spouse/partner. How many such pensions does he/she receive?

			Frequency	% of total	% of valid
Missing	6	refused	2	0.09%	
	7	legitimate skip	2025	90.24%	

		Total	2,027	90.33%	
--	--	-------	-------	--------	--

Valid	Invalid	Minimum	Maximum	Mean	StdDev
217	2027	1	3	1.2350230...	0.4954133...



Type	Numeric (Double)
Description	Value 100: 100 or less.
P2EC74	<p>Tell us about the largest pension your [spouse/partner] currently receives. How much did he/she receive last month from that pension, before taxes and deductions?</p> <p>[IF THIS IS THE FIRST TIME THROUGH THE LOOP AND R has one pension: How much did [he/she] receive last month from that pension, before taxes and deductions?]</p>

Valid	Invalid	Minimum	Maximum	Mean	StdDev
2244	0	100	9998	9341.1858...	2244.8128...



Type	Code
Measurement Unit	numeric
P2EC74E	Bracket estimate code for DK, RF response

			Frequency	% of total	% of valid
Valid	1	More than 300-Less than 700	2	0.09%	10.53%
	2	More than 700	1	0.04%	5.26%
	3	More than 700-Less than 1500	5	0.22%	26.32%
	4	About 1500	3	0.13%	15.79%
	5	More than 1500	2	0.09%	10.53%
	6	More than 1500-Less than 3500	3	0.13%	15.79%
	7	About 3500	2	0.09%	10.53%
	8	More than 3500	1	0.04%	5.26%
		Total	19	0.85%	100%
Missing	.	missing	14	0.62%	
	97	legitimate skip	2211	98.53%	
		Total	2,225	99.15%	

Valid	Invalid	Minimum	Maximum
19	2225	1	8

 P2EC75 - S12Q75 PENSION-1 START YR FR's SP-P2

Type	Code
Measurement Unit	numeric
P2EC75	In what year did he/she start to receive that pension?

			Frequency	% of total	% of valid
Valid	1	this year	13	0.58%	6.07%
	2	last year	14	0.62%	6.54%
	3	more than 2 years ago	187	8.33%	87.38%
		Total	214	9.54%	100%
Missing	7	legitimate skip	2027	90.33%	
	8	don't know	3	0.13%	
		Total	2,030	90.46%	

Valid	Invalid	Minimum	Maximum
214	2030	1	3

 P2EC76 - S12Q76 PENSION-1 START MO FR's SP-P2

Type	Code
Measurement Unit	numeric
P2EC76	What month was that?

			Frequency	% of total	% of valid
Valid	2	January/February	10	0.45%	40%
	3	March	3	0.13%	12%
	4	April	2	0.09%	8%
	5	May	3	0.13%	12%
	6	June	3	0.13%	12%
	8	August	2	0.09%	8%
	10	October	2	0.09%	8%
		Total	25	1.11%	100%
Missing	97	legitimate skip	2217	98.8%	
	98	don't know	2	0.09%	
		Total	2,219	98.89%	

Valid	Invalid	Minimum	Maximum
25	2219	2	10

 P2EC77 - S12Q77 \$ PENSION-2 LAST MO FR's SP-P2

Type	Numeric (Double)
P2EC77	<p>Tell us about the largest pension your [spouse/partner] currently receives. How much did he/she receive last month from that pension, before taxes and deductions?</p> <p>IF THIS IS THE SECOND TIME THROUGH THE LOOP: How much did you receive last month from the second (largest) pension, before taxes and deductions?</p> <p>IF THIS IS THE FIRST TIME THROUGH THE LOOP AND P2EC65=1, ASK: How much did you receive last month from that pension, before taxes and deductions?</p>

			Frequency	% of total	% of valid
Missing	9996	refused	3	0.13%	
	9997	legitimate skip	2200	98.04%	
	9998	don't know	2	0.09%	
		Total	2,205	98.26%	

Valid	Invalid	Minimum	Maximum	Mean	StdDev
39	2205	50	1800	646.15384...	602.77697...

 P2EC77E - S12 ESTIMATE-P2

Type	Code
Measurement Unit	numeric
P2EC77E	Bracket estimate code for DK, RF response

			Frequency	% of total	% of valid
Valid	1	More than 700-Less than 1500	1	0.04%	50%
	2	About 1500	1	0.04%	50%
		Total	2	0.09%	100%
Missing	.	missing	3	0.13%	
	7	legitimate skip	2239	99.78%	
		Total	2,242	99.91%	

Valid	Invalid	Minimum	Maximum
2	2242	1	2

 P2EC78 - S12Q78 PENSION-2 START YR FR's SP-P2

Type	Code
Measurement Unit	numeric
P2EC78	In what year did he/she start to receive that pension?

			Frequency	% of total	% of valid
Valid	1	this year	4	0.18%	9.09%
	2	last year	5	0.22%	11.36%
	3	more than 2 years ago	35	1.56%	79.55%
		Total	44	1.96%	100%
Missing	7	legitimate skip	2200	98.04%	
			Total	2,200	98.04%

Valid	Invalid	Minimum	Maximum
44	2200	1	3



Type	Code
Measurement Unit	numeric
P2EC79	What month was that?

			Frequency	% of total	% of valid
Valid	1	1st quarter (January-March)	4	0.18%	50%
	3	3rd quarter (July-September)	4	0.18%	50%
			Total	8	0.36%
Missing	.	missing	1	0.04%	
	97	legitimate skip	2235	99.6%	
			Total	2,236	99.64%

Valid	Invalid	Minimum	Maximum
8	2236	1	3



Type	Code
Measurement Unit	numeric
P2EC79A	About the other / all other retirement pensions that your [spouse/partner] receives, about how much in total did [he/she] receive last month, before taxes and deductions?

Valid	Invalid
0	0



Type	Code
Measurement Unit	numeric

P2EC79AE	Bracket estimate code for DK, RF response
----------	---

Valid	Invalid
0	0

 P2EC80 - S12Q80 OTHER RETIREMENT \$-12 MO-P2

Type	Code
Measurement Unit	numeric
P2EC80	Not including Social Security, any lump-sum pension payout or anything you already told us about, have you, yourself, received any other income from retirement pensions or annuities, or withdrawn any money from Individual Retirement Accounts -- IRAs -- or Keogh plans in the past 12 months?

			Frequency	% of total	% of valid
Valid	0	no	432	19.25%	80%
	1	yes	108	4.81%	20%
	Total		540	24.06%	100%
Missing	7	legitimate skip	1703	75.89%	
	8	don't know	1	0.04%	
	Total		1,704	75.94%	

Valid	Invalid	Minimum	Maximum
540	1704	0	1

 P2EC81 - S12Q81 \$ OTHER RETIRMENT-12 MO-P2

Type	Numeric (Double)
Description	Allow 0-1,000,000.
P2EC81	Overall, how much money did you get from such pensions, annuities and IRA or Keogh withdrawals before taxes and deductions in the past 12 months?

			Frequency	% of total	% of valid
Missing	999996	refused	4	0.18%	
	999997	legitimate skip	2136	95.19%	
	999998	don't know	21	0.94%	
		Total	2,161	96.3%	

Valid	Invalid	Minimum	Maximum	Mean	StdDev
83	2161	8	100000	14001.686...	18348.672...

 P2EC81E - S12 ESTIMATE-P2

Type	Code
Measurement Unit	numeric
P2EC81E	Bracket estimate code for DK, RF response

			Frequency	% of total	% of valid
Valid	1	Less than 4000	3	0.13%	16.67%
	2	About 4000	1	0.04%	5.56%
	3	More than 4000-Less than 10000	2	0.09%	11.11%
	4	Less than 10000	1	0.04%	5.56%
	5	About 10000	2	0.09%	11.11%
	6	More than 10000	5	0.22%	27.78%
	7	About 20000	1	0.04%	5.56%
	8	More than 20000-Less than 55000	2	0.09%	11.11%
	9	More than 55000	1	0.04%	5.56%
		Total	18	0.8%	100%
Missing	.	missing	7	0.31%	
	97	legitimate skip	2219	98.89%	
		Total	2,226	99.2%	

Valid	Invalid	Minimum	Maximum
18	2226	1	9

 P2EC82 - S12Q82 FUTURE PENSIONS FR/SP-P2

Type	Code
Measurement Unit	numeric
P2EC82	<p>Do you [or your spouse/partner] have defined benefit pension plans through current and former employers and trade unions where you [or your spouse/partner] are NOT currently receiving any income but expect to be eligible for benefits in the future?</p> <p>Please do not include Social Security, IRAs, IFP2EC63=1: and pensions or retirement plans and accounts you already told us about, or benefit plans that provide medical, disability or "flexible spending" benefits IF P2EC1=1 OR P2EC3=1: or plans on jobs where you don't think you will stay long enough to be eligible for benefits.</p>

			Frequency	% of total	% of valid
Valid	0	no	1303	58.07%	78.12%
	1	yes	365	16.27%	21.88%
		Total	1,668	74.33%	100%

Missing	6	refused	25	1.11%	
	7	legitimate skip	541	24.11%	
	8	don't know	10	0.45%	
		Total	576	25.67%	

Valid	Invalid	Minimum	Maximum
1668	576	0	1

 P2EC83 - S12Q83 WHO HAS FUTURE PENSIONS-P2

Type	Code
Measurement Unit	numeric
P2EC83	Who will receive benefits from such plans?

			Frequency	% of total	% of valid
Valid	1	only you	80	3.57%	34.04%
	2	only your spouse/partner	72	3.21%	30.64%
	3	both you and your spouse/partner	83	3.7%	35.32%
		Total	235	10.47%	100%
Missing	6	refused	1	0.04%	
	7	legitimate skip	2007	89.44%	
	8	don't know	1	0.04%	
		Total	2,009	89.53%	

Valid	Invalid	Minimum	Maximum
235	2009	1	3

 P2EC84 - S12Q84 OWN/RENT RESIDENCE EX FACILITY-P2

Type	Code
Measurement Unit	numeric
P2EC84	Do you [or your spouse/partner] still own or rent a residence outside the facility where you are living?

Valid	Invalid
0	0

 P2EC85 - S12Q85 HOUSE, APT, OR OTHER TYPE-P2

Type	Code
Measurement Unit	numeric



Description	Interviewers were instructed to ask the following if the respondent said Condo: As a type of dwelling, is it more like an apartment or a town house?
P2EC85	Now we have questions about your main residence, that is, where you stay most often. Is that a house, an apartment or some other type of residence?

			Frequency	% of total	% of valid
Valid	1	mobile home or trailer	112	4.99%	6.59%
	2	one-family house	1322	58.91%	77.76%
	3	two-family house or duplex	46	2.05%	2.71%
	4	apartment or apartment project	170	7.58%	10%
	5	row house or town house	50	2.23%	2.94%
		Total	1,700	75.76%	100%
Missing	96	refused	3	0.13%	
	97	legitimate skip	541	24.11%	
		Total	544	24.24%	

Valid	Invalid	Minimum	Maximum
1700	544	1	5

 P2EC86 - S12Q86 OWN, RENT OR OTHER-P2

Type	Code
Measurement Unit	numeric
P2EC86	Do you [or your spouse partner] own your [mobile home/apartment/home], rent it or have some other living arrangement?

			Frequency	% of total	% of valid
Valid	1	own (or buying)	1322	58.91%	77.81%
	2	rent	303	13.5%	17.83%
	3	lives rent-free in a home owned by relative, employer, or friend	73	3.25%	4.3%
	4	other	1	0.04%	0.06%
		Total	1,699	75.71%	100%
Missing	96	refused	4	0.18%	
	97	legitimate skip	541	24.11%	
		Total	545	24.29%	

Valid	Invalid	Minimum	Maximum
1699	545	1	4

 P2EC87 - S12Q87 PRESENT VALUE RESIDENCE-P2

Type	Numeric (Double)
------	------------------

Description	Allow 0-100,000,000.
P2EC87	How much do you think your [mobile home/apartment/home] [including the value of the lot if you own it] would sell for on today's market? That is, what is its present value?

			Frequency	% of total	% of valid
Missing	9999996	refused	18	0.8%	
	9999997	legitimate skip	922	41.09%	
	9999998	don't know	84	3.74%	
Total			1,024	45.63%	

Valid	Invalid	Minimum	Maximum	Mean	StdDev
1220	1024	150	2500000	223968.03...	238275.57...



Type	Code
Measurement Unit	numeric
P2EC87E	Bracket estimate code for DK, RF response

			Frequency	% of total	% of valid
Valid	1	Less than 50000	12	0.53%	16.44%
	2	About 50000	8	0.36%	10.96%
	3	More than 50000-Less than 120000	13	0.58%	17.81%
	4	Less than 120000	3	0.13%	4.11%
	5	About 120000	9	0.4%	12.33%
	6	More than 120000	2	0.09%	2.74%
	7	More than 120000-Less than 250000	6	0.27%	8.22%
	8	About 250000	6	0.27%	8.22%
	9	More than 250000	5	0.22%	6.85%
	10	More than 250000-Less than 600000	7	0.31%	9.59%
Total			73	3.25%	100%
Missing	.	missing	29	1.29%	
	97	legitimate skip	2142	95.45%	
Total			2,171	96.75%	

Valid	Invalid	Minimum	Maximum
73	2171	1	11



Type	Code
Measurement Unit	numeric
Description	Respondents were instructed to choose all that apply.
P2EC88	[Do you have a mortgage or any other loan that uses the property as collateral?] Yes, mortgage or land contract

			Frequency	% of total	% of valid
Valid	0	no	754	33.6%	57.51%
	1	yes	557	24.82%	42.49%
	Total		1,311	58.42%	100%
Missing	6	refused	8	0.36%	
	7	legitimate skip	922	41.09%	
	8	don't know	3	0.13%	
	Total		933	41.58%	

Valid	Invalid	Minimum	Maximum
1311	933	0	1



Type	Code
Measurement Unit	numeric
P2EC89	Second mortgage

			Frequency	% of total	% of valid
Valid	0	no	1266	56.42%	96.57%
	1	yes	45	2.01%	3.43%
	Total		1,311	58.42%	100%
Missing	6	refused	8	0.36%	
	7	legitimate skip	922	41.09%	
	8	don't know	3	0.13%	
	Total		933	41.58%	

Valid	Invalid	Minimum	Maximum
1311	933	0	1



Type	Code
------	------

Measurement Unit	numeric
P2EC90	Loan against home equity line of credit

			Frequency	% of total	% of valid
Valid	0	no	1239	55.21%	94.51%
	1	yes	72	3.21%	5.49%
Total			1,311	58.42%	100%
Missing	6	refused	8	0.36%	
	7	legitimate skip	922	41.09%	
	8	don't know	3	0.13%	
Total			933	41.58%	

Valid	Invalid	Minimum	Maximum
1311	933	0	1

### P2EC91 - S12Q91 OTHER LOANS-P2

Type	Code
Measurement Unit	numeric
P2EC91	Other loans

			Frequency	% of total	% of valid
Valid	0	no	1301	57.98%	99.24%
	1	yes	10	0.45%	0.76%
Total			1,311	58.42%	100%
Missing	6	refused	8	0.36%	
	7	legitimate skip	922	41.09%	
	8	don't know	3	0.13%	
Total			933	41.58%	

Valid	Invalid	Minimum	Maximum
1311	933	0	1

### P2EC92 - S12Q92 REVERSE MORTGAGE-P2

Type	Code
Measurement Unit	numeric
P2EC92	Reverse mortgage

			Frequency	% of total	% of valid
Valid	0	no	1306	58.2%	99.62%
	1	yes	5	0.22%	0.38%

		Total	1,311	58.42%	100%
Missing	6	refused	8	0.36%	
	7	legitimate skip	922	41.09%	
	8	don't know	3	0.13%	
		Total	933	41.58%	

Valid	Invalid	Minimum	Maximum
1311	933	0	1

 P2EC93 - S12Q93 NO MORTGAGE OR LOAN-P2

Type	Code
Measurement Unit	numeric
P2EC93	No other mortgage or loan

			Frequency	% of total	% of valid
Valid	0	no	646	28.79%	49.28%
	1	yes	665	29.63%	50.72%
		Total	1,311	58.42%	100%
Missing	6	refused	8	0.36%	
	7	legitimate skip	922	41.09%	
	8	don't know	3	0.13%	
		Total	933	41.58%	

Valid	Invalid	Minimum	Maximum
1311	933	0	1

 P2EC94 - S12Q94 TOT OWED MORTGAGE/LOAN-P2

Type	Numeric (Double)
Description	Allow 0-100,000,000. Value 240: 240 or less. Value 550000: 550000 or more.
P2EC94	Adding all mortgages and loans together, about how much do you owe on this property?

			Frequency	% of total	% of valid
Missing	999996	refused	17	0.76%	
	999997	legitimate skip	1603	71.43%	
	999998	don't know	25	1.11%	
		Total	1,645	73.31%	

Valid	Invalid	Minimum	Maximum	Mean	StdDev
599	1645	240	550000	103840.66...	101725.87...

 P2EC94E - S12 ESTIMATE-P2

Type	Code
Measurement Unit	numeric
P2EC94E	Bracket estimate code for DK, RF response

			Frequency	% of total	% of valid
Valid	1	Less than 10000	3	0.13%	10%
	2	More than 10000-Less than 40000	2	0.09%	6.67%
	3	About 40000	1	0.04%	3.33%
	4	More than 40000	3	0.13%	10%
	5	More than 40000-Less than 100000	9	0.4%	30%
	6	About 100000	3	0.13%	10%
	7	More than 100000	1	0.04%	3.33%
	8	More than 100000-Less than 250000	7	0.31%	23.33%
	9	More than 250000	1	0.04%	3.33%
		Total	30	1.34%	100%
Missing	.	missing	12	0.53%	
	97	legitimate skip	2202	98.13%	
		Total	2,214	98.66%	

Valid	Invalid	Minimum	Maximum
30	2214	1	9

 P2EC95 - S12Q95 YRR ACQUIRED PROPRTY-P2

Type	Text
P2EC95	In what year did you acquire this property?

Valid	Invalid
0	0

 P2EC96 - S12Q96 OTHER PROPRTY/BUSINESS-P2

Type	Code
Measurement Unit	numeric

P2EC96	Do you [or your spouse/partner] own any part of a business or a farm, or any real estate other than your main residence that we already talked about? For real estate please include any second home, land, rental property, or money owed to you on a land contract or mortgage.
--------	---

			Frequency	% of total	% of valid
Valid	0	no	1309	58.33%	77.05%
	1	yes	390	17.38%	22.95%
	Total		1,699	75.71%	100%
Missing	6	refused	4	0.18%	
	7	legitimate skip	541	24.11%	
	Total		545	24.29%	

Valid	Invalid	Minimum	Maximum
1699	545	0	1

 P2EC97 - S12Q97 VALUE OTHER PROPERTY/BUSINESS-P2

Type	Numeric (Double)
Description	Allow 0-500,000,000. Value 250: 250 or less. Value 10000000: 10000000 or more.
P2EC97	If you [or your spouse/partner] sold these assets and paid off any debts on them, about how much would you get?

			Frequency	% of total	% of valid
Missing	99999996	refused	19	0.85%	
	99999997	legitimate skip	1854	82.62%	
	99999998	don't know	56	2.5%	
		Total	1,929	85.96%	

Valid	Invalid	Minimum	Maximum	Mean	StdDev
315	1929	250	10000000	609322.22...	1622826.5...

 P2EC97E - S12 ESTIMATE-P2

Type	Code
Measurement Unit	numeric
P2EC97E	Bracket estimate code for DK, RF response

			Frequency	% of total	% of valid
--	--	--	-----------	------------	------------

Valid	1	About 30000	3	0.13%	6.12%
	2	More than 30000-Less than 100000	2	0.09%	4.08%
	3	Less than 100000	1	0.04%	2.04%
	4	About 100000	6	0.27%	12.24%
	5	More than 100000	6	0.27%	12.24%
	6	More than 100000-Less than 300000	7	0.31%	14.29%
	7	About 300000	2	0.09%	4.08%
	8	More than 300000	3	0.13%	6.12%
	9	More than 300000-Less than 1000000	13	0.58%	26.53%
	10	About 1000000	1	0.04%	2.04%
	11	More than 1000000	5	0.22%	10.2%
		Total	49	2.18%	100%
Missing	.	missing	26	1.16%	
	97	legitimate skip	2169	96.66%	
		Total	2,195	97.82%	

Valid	Invalid	Minimum	Maximum
49	2195	1	11

### 

Type	Code
Measurement Unit	numeric
P2EC98	Do you [or your spouse/partner] have any shares of stocks or bonds? Please include stock mutual funds, corporate bonds, municipal bonds, government bonds, foreign bonds and bond funds.

			Frequency	% of total	% of valid
Valid	0	no	1328	59.18%	79.24%
	1	yes	348	15.51%	20.76%
		Total	1,676	74.69%	100%
Missing	6	refused	21	0.94%	
	7	legitimate skip	541	24.11%	
	8	don't know	6	0.27%	
		Total	568	25.31%	

Valid	Invalid	Minimum	Maximum
1676	568	0	1





Type	Numeric (Double)
Description	Allow 0-500,000,000. Value 250: 250 or less.
P2EC99	If you [or your spouse/partner] sold these and paid off any debts on them, about how much would you get?

			Frequency	% of total	% of valid
Missing	9999996	refused	30	1.34%	
	9999997	legitimate skip	1896	84.49%	
	9999998	don't know	96	4.28%	
Total			2,022	90.11%	

Valid	Invalid	Minimum	Maximum	Mean	StdDev
222	2022	250	2000000	179521.39...	264613.76...



Type	Code
Measurement Unit	numeric
P2EC99E	Bracket estimate code for DK, RF response

			Frequency	% of total	% of valid
Valid	1	Less than 15000	14	0.62%	21.21%
	2	About 15000	4	0.18%	6.06%
	3	More than 15000-Less than 80000	8	0.36%	12.12%
	4	Less than 80000	3	0.13%	4.55%
	5	About 80000	6	0.27%	9.09%
	6	More than 80000	3	0.13%	4.55%
	7	More than 80000-Less than 250000	11	0.49%	16.67%
	8	About 250000	5	0.22%	7.58%
	9	More than 250000	2	0.09%	3.03%
	10	More than 250000-Less than 1000000	6	0.27%	9.09%
	11	About 1000000	2	0.09%	3.03%
	12	More than 1000000	2	0.09%	3.03%
Total			66	2.94%	100%
Missing	.	missing	60	2.67%	
	97	legitimate skip	2118	94.39%	
Total			2,178	97.06%	

Valid	Invalid	Minimum	Maximum
66	2178	1	12

 P2EC100 - S12Q100 CHCKING, SVINGS, \$ MKT, CD-P2

Type	Code
Measurement Unit	numeric
P2EC100	Do you [or your spouse/partner] have any money in any of the following: Checking or savings accounts, Money market funds, Certificates of deposit or CDs, Government bonds, or Treasury bills?

			Frequency	% of total	% of valid
Valid	0	no	284	12.66%	17.07%
	1	yes	1380	61.5%	82.93%
	Total		1,664	74.15%	100%
Missing	6	refused	36	1.6%	
	7	legitimate skip	541	24.11%	
	8	don't know	3	0.13%	
	Total		580	25.85%	

Valid	Invalid	Minimum	Maximum
1664	580	0	1

 P2EC101 - S12Q101 TOTAL CHK/SAV/MMKT/CD-P2

Type	Numeric (Double)
Description	Allow 0-500,000,000. Value 3: 3 or less. Value 2000000: 2000000 or more.
P2EC101	If you added up all such accounts, about how much would they amount to right now?

			Frequency	% of total	% of valid
Missing	9999996	refused	123	5.48%	
	9999997	legitimate skip	864	38.5%	
	9999998	don't know	112	4.99%	
Total		1,099	48.98%		

Valid	Invalid	Minimum	Maximum	Mean	StdDev
1145	1099	3	2000000	44022.620...	141233.11...

 P2EC101E - S12 ESTIMATE-P2

Type	Code
Measurement Unit	numeric

P2EC101E	Bracket estimate code for DK, RF response
----------	---

			Frequency	% of total	% of valid
Valid	1	Less than 2000	24	1.07%	17.27%
	2	About 2000	2	0.09%	1.44%
	3	More than 2000-Less than 10000	17	0.76%	12.23%
	4	Less than 10000	6	0.27%	4.32%
	5	About 10000	16	0.71%	11.51%
	6	More than 10000	12	0.53%	8.63%
	7	More than 10000-Less than 40000	22	0.98%	15.83%
	8	About 40000	7	0.31%	5.04%
	9	More than 40000	9	0.4%	6.47%
	10	More than 40000-Less than 200000	12	0.53%	8.63%
	11	About 200000	5	0.22%	3.6%
	12	More than 200000	7	0.31%	5.04%
Total			139	6.19%	100%
Missing	.	missing	96	4.28%	
	97	legitimate skip	2009	89.53%	
Total			2,105	93.81%	

Valid	Invalid	Minimum	Maximum
139	2105	1	12

 P2EC102 - S12Q102 TRANSPORTATION VEHICLES-P2

Type	Code
Measurement Unit	numeric
P2EC102	Do you [or your spouse/partner] own anything for transportation like cars, trucks, a trailer, a motor home, a boat, or an airplane? Please do not include leased vehicles.

			Frequency	% of total	% of valid
Valid	0	no	212	9.45%	12.56%
	1	yes	1476	65.78%	87.44%
	Total		1,688	75.22%	100%
Missing	6	refused	14	0.62%	
	7	legitimate skip	541	24.11%	
	8	don't know	1	0.04%	
Total			556	24.78%	

Valid	Invalid	Minimum	Maximum
-------	---------	---------	---------

1688	556	0	1
------	-----	---	---



Type	Numeric (Double)
Description	Allow 0-500,000,000. Value 5: 5 or less. Value 250000: 250000 or more.
P2EC103	What are they worth altogether, minus anything you still owe on them?

			Frequency	% of total	% of valid
Missing	999996	refused	31	1.38%	
	999997	legitimate skip	768	34.22%	
	999998	don't know	167	7.44%	
Total			966	43.05%	

Valid	Invalid	Minimum	Maximum	Mean	StdDev
1278	966	5	250000	20582.441...	29256.234...



Type	Code
Measurement Unit	numeric
P2EC103E	Bracket estimate code for DK, RF response

			Frequency	% of total	% of valid
Valid	1	Less than 5000	20	0.89%	13.7%
	2	About 5000	13	0.58%	8.9%
	3	More than 5000-Less than 10000	17	0.76%	11.64%
	4	Less than 10000	3	0.13%	2.05%
	5	About 10000	17	0.76%	11.64%
	6	More than 10000	3	0.13%	2.05%
	7	More than 10000-Less than 25000	30	1.34%	20.55%
	8	About 25000	17	0.76%	11.64%
	9	More than 25000	26	1.16%	17.81%
Total			146	6.51%	100%
Missing	.	missing	52	2.32%	
	97	legitimate skip	2046	91.18%	
Total			2,098	93.49%	

Valid	Invalid	Minimum	Maximum
146	2098	1	9

 P2EC104 - S12Q104 OTHER SAVINGS OR ASSETS-P2

Type	Code
Measurement Unit	numeric
P2EC104	Do you [or your spouse/partner] have any other savings or assets, such as jewelry, money owed to you by others, a collection for investment purposes, or rights in a trust or estate where you are the beneficiary, or cash value in a life insurance policy?

			Frequency	% of total	% of valid
Valid	0	no	1210	53.92%	73.16%
	1	yes	444	19.79%	26.84%
	Total		1,654	73.71%	100%
Missing	6	refused	40	1.78%	
	7	legitimate skip	541	24.11%	
	8	don't know	9	0.4%	
	Total		590	26.29%	

Valid	Invalid	Minimum	Maximum
1654	590	0	1

 P2EC105 - S12Q105 VALUE OTH SAVING/ASSETS-P2

Type	Numeric (Double)
Description	Allow 0-500,000,000. Value 150: 150 or less. Value 2500000: 2500000 or more.
P2EC105	If you [or your spouse/partner] sold all that and then paid off any debts on it, about how much would you have?

			Frequency	% of total	% of valid
Missing	9999996	refused	31	1.38%	
	9999997	legitimate skip	1800	80.21%	
	9999998	don't know	89	3.97%	
Total		1,920	85.56%		

Valid	Invalid	Minimum	Maximum	Mean	StdDev
324	1920	150	2500000	113874.38...	311841.95...

 P2EC105E - S12 ESTIMATE-P2

Type	Code
Measurement Unit	numeric

P2EC105E	Bracket estimate code for DK, RF response
----------	---

			Frequency	% of total	% of valid
Valid	1	Less than 8000	11	0.49%	13.25%
	2	About 8000	5	0.22%	6.02%
	3	More than 8000-Less than 20000	6	0.27%	7.23%
	4	Less than 20000	2	0.09%	2.41%
	5	About 20000	11	0.49%	13.25%
	6	More than 20000	7	0.31%	8.43%
	7	More than 20000-Less than 65000	8	0.36%	9.64%
	8	About 65000	9	0.4%	10.84%
	9	More than 65000	24	1.07%	28.92%
		Total	83	3.7%	100%
Missing	.	missing	37	1.65%	
	97	legitimate skip	2124	94.65%	
			Total	2,161	96.3%

Valid	Invalid	Minimum	Maximum
83	2161	1	9



Type	Numeric (Double)
Description	Allow 0-50,000,000. Interviewers were instructed to record 0 if respondent says he/she did not receive any income from those sources. Value 100: 100 or less. Value 1000000: 1000000 or more.
P2EC106	About how much in total did you [or your spouse] take as income from these assets in the past 12 months before taxes and deductions?

			Frequency	% of total	% of valid
Missing	9999996	refused	36	1.6%	
	9999997	legitimate skip	1477	65.82%	
	9999998	don't know	27	1.2%	
		Total	1,540	68.63%	

Valid	Invalid	Minimum	Maximum	Mean	StdDev
704	1540	100	1000000	14727.556...	74933.628...



Type	Code
Measurement Unit	numeric

P2EC106E	Bracket estimate code for DK, RF response
----------	---

			Frequency	% of total	% of valid
Valid	1	Less than 2000	2	0.09%	11.11%
	2	About 2000	2	0.09%	11.11%
	3	Less than 8000	1	0.04%	5.56%
	4	About 8000	2	0.09%	11.11%
	5	About 15000	2	0.09%	11.11%
	6	More than 15000	2	0.09%	11.11%
	7	More than 15000-Less than 100000	4	0.18%	22.22%
	8	More than 100000	3	0.13%	16.67%
		Total	18	0.8%	100%
Missing	.	missing	45	2.01%	
	97	legitimate skip	2181	97.19%	
		Total	2,226	99.2%	

Valid	Invalid	Minimum	Maximum
18	2226	1	8

 P2EC107 - S12Q107 ANY INCOME OTH SOURCES-P2

Type	Code
Measurement Unit	numeric
P2EC107	Excluding anything you have reported so far [and excluding your spouse/partner's personal income from work, pensions, retirement accounts, Social Security or assistance from federal or state programs,] did you [or your spouse/partner] receive any other income in the past 12 months? Examples of such sources of income are private disability insurance payments, consulting fees, rent from your main residence, odd jobs, structured settlements, alimony and child support. Please do not include financial support from your parents or your children or any income you have already told us about.

			Frequency	% of total	% of valid
Valid	0	no	1508	67.2%	90.08%
	1	yes	166	7.4%	9.92%
			Total	1,674	74.6%
Missing	6	refused	27	1.2%	
	7	legitimate skip	541	24.11%	
	8	don't know	2	0.09%	
		Total	570	25.4%	


Valid	Invalid	Minimum	Maximum
1674	570	0	1

 P2EC108 - S12Q108 INC OTH SOURCES 12 MO-P2

Type	Numeric (Double)
Description	Allow 0-10,000,000. Value 200: 200 or less. Value 100000: 100000 or more.
P2EC108	How much did you [or your spouse/partner] receive altogether from these other sources in the past 12 months (before taxes and deductions)?

			Frequency	% of total	% of valid
Missing	999996	refused	5	0.22%	
	999997	legitimate skip	2078	92.6%	
	999998	don't know	10	0.45%	
Total			2,093	93.27%	

Valid	Invalid	Minimum	Maximum	Mean	StdDev
151	2093	200	100000	16084.768...	23878.857...

 P2EC108E - S12 ESTIMATE-P2

Type	Code
Measurement Unit	numeric
P2EC108E	Bracket estimate code for DK, RF response

			Frequency	% of total	% of valid
Valid	1	About 5000	2	0.09%	20%
	2	More than 5000-Less than 15000	2	0.09%	20%
	3	More than 15000-Less than 50000	4	0.18%	40%
	4	More than 50000	2	0.09%	20%
Total			10	0.45%	100%
Missing	.	missing	5	0.22%	
	97	legitimate skip	2229	99.33%	
Total			2,234	99.55%	

Valid	Invalid	Minimum	Maximum
10	2234	1	4

 P2EC109 - S12Q109 OTHER NON-MORT DEBT-P2

Type	Code
Measurement Unit	numeric



P2EC109	Do you [or your spouse/partner] have any debts that we haven't asked about so far, such as credit card balances, medical debts, life insurance policy loans, loans from relatives, student loans, and so forth? Please do not include mortgages, loans for cars or other vehicles, or money owed on other assets you told us about.
---------	---

			Frequency	% of total	% of valid
Valid	0	no	911	40.6%	54.49%
	1	yes	761	33.91%	45.51%
	Total		1,672	74.51%	100%
Missing	6	refused	30	1.34%	
	7	legitimate skip	541	24.11%	
	8	don't know	1	0.04%	
	Total		572	25.49%	

Valid	Invalid	Minimum	Maximum
1672	572	0	1



Type	Numeric (Double)
Description	85: 85 or less. Value 200000: 200000 or more
P2EC110	Altogether, about how much would that amount to?

			Frequency	% of total	% of valid
Missing	999996	refused	32	1.43%	
	999997	legitimate skip	1483	66.09%	
	999998	don't know	29	1.29%	
	Total		1,544	68.81%	

Valid	Invalid	Minimum	Maximum	Mean	StdDev
700	1544	85	200000	14821.364...	24885.698...



Type	Code
Measurement Unit	numeric
P2EC110E	Bracket estimate code for DK, RF response

			Frequency	% of total	% of valid
--	--	--	-----------	------------	------------

Valid	1	Less than 1500	2	0.09%	5.71%
	2	About 1500	2	0.09%	5.71%
	3	More than 1500-Less than 5000	7	0.31%	20%
	4	About 5000	1	0.04%	2.86%
	5	More than 5000	3	0.13%	8.57%
	6	More than 5000-Less than 15000	10	0.45%	28.57%
	7	About 15000	2	0.09%	5.71%
	8	More than 15000	1	0.04%	2.86%
	9	More than 15000-Less than 40000	3	0.13%	8.57%
	10	About 40000	1	0.04%	2.86%
	11	More than 40000	3	0.13%	8.57%
		Total	35	1.56%	100%
Missing	.	missing	26	1.16%	
	97	legitimate skip	2183	97.28%	
		Total	2,209	98.44%	

Valid	Invalid	Minimum	Maximum
35	2209	1	11



Type	Code
Measurement Unit	numeric
P2EC111	In recent years, many people have experienced financial difficulties and even trouble paying their bills, especially since the 2008 economic recession in the U.S. In the last <THISYEAR-2008> years-that is, since 2008-did you [or your spouse/partner] fall behind on paying your bills?

			Frequency	% of total	% of valid
Valid	0	no	1199	53.43%	70.95%
	1	yes	491	21.88%	29.05%
		Total	1,690	75.31%	100%
Missing	6	refused	13	0.58%	
	7	legitimate skip	541	24.11%	
		Total	554	24.69%	

Valid	Invalid	Minimum	Maximum
1690	554	0	1



Type	Code
------	------

Measurement Unit	numeric
P2EC112	Did you or other family members who may have been living with you receive government SNAP benefits or food stamps at any time in the past 12 months?

			Frequency	% of total	% of valid
Valid	0	no	1469	65.46%	86.62%
	1	yes	227	10.12%	13.38%
	Total		1,696	75.58%	100%
Missing	6	refused	5	0.22%	
	7	legitimate skip	541	24.11%	
	8	don't know	2	0.09%	
	Total		548	24.42%	

Valid	Invalid	Minimum	Maximum
1696	548	0	1

 P2EC113 - S12Q113 BEST ESTIMATE NET WORTH-P2

Type	Code
Measurement Unit	numeric
P2EC113	Now think about all your assets and the assets owned by you [and your spouse/partner either jointly or individually], such as equity in your home, other real estate, businesses, bank accounts, retirement plans and stocks. What is your best estimate of their total value minus everything you owe, including any mortgages, loans and debt?

			Frequency	% of total	% of valid
Valid	1	less than \$5,000	298	13.28%	14.98%
	2	\$5,000 to \$9,999	77	3.43%	3.87%
	3	\$10,000 to \$24,999	115	5.12%	5.78%
	4	\$25,000 to \$49,999	151	6.73%	7.59%
	5	\$50,000 to \$99,999	219	9.76%	11.01%
	6	\$100,000 to \$249,999	377	16.8%	18.95%
	7	\$250,000 to \$499,999	291	12.97%	14.63%
	8	\$500,000 to \$999,999	235	10.47%	11.81%
	9	\$1,000,000 or more	226	10.07%	11.36%
	Total		1,989	88.64%	100%
Missing	96	refused	141	6.28%	
	98	don't know	114	5.08%	
	Total		255	11.36%	

Valid	Invalid	Minimum	Maximum
1989	255	1	9



Type	Code
Measurement Unit	numeric
P2EC114	Thinking about your income [and the income of your spouse/partner], what was the total household income before taxes and deductions in the past 12 months? Please include all sources of income such as your [and your spouse/partner's] labor earnings, income from pensions, retirement accounts, annuities and government programs such as Social Security, as well as rent, interest and dividends.

			Frequency	% of total	% of valid
Valid	1	less than \$5,000	80	3.57%	4.05%
	2	\$5,000 to \$9,999	94	4.19%	4.76%
	3	\$10,000 to \$14,999	127	5.66%	6.44%
	4	\$15,000 to \$19,999	108	4.81%	5.47%
	5	\$20,000 to \$24,999	103	4.59%	5.22%
	6	\$25,000 to \$29,999	126	5.61%	6.39%
	7	\$30,000 to \$39,999	170	7.58%	8.62%
	8	\$40,000 to \$49,999	157	7%	7.96%
	9	\$50,000 to \$74,999	381	16.98%	19.31%
	10	\$75,000 to \$99,999	228	10.16%	11.56%
	11	\$100,000 to \$149,999	230	10.25%	11.66%
	12	\$150,000 or more	169	7.53%	8.57%
		Total	1,973	87.92%	100%
Missing	96	refused	142	6.33%	
	98	don't know	129	5.75%	
		Total	271	12.08%	

Valid	Invalid	Minimum	Maximum
1973	271	1	12




Type	Code
Measurement Unit	numeric
P2SS1	In the past 12 months, how often did you do volunteer work or attend meetings for religious, charitable, political, health-related, or other organizations? Examples include: a choir, a committee or board, a support group, a sports or exercise group, a hobby group, or a professional society...

			Frequency	% of total	% of valid
--	--	--	-----------	------------	------------

Valid	0	never	878	39.13%	39.13%
	1	less than once a year	128	5.7%	5.7%
	2	about once or twice a year	188	8.38%	8.38%
	3	several times a year	249	11.1%	11.1%
	4	about once a month	277	12.34%	12.34%
	5	every week	341	15.2%	15.2%
	6	several times a week	183	8.16%	8.16%
		Total	2,244	100%	100%

Valid	Invalid	Minimum	Maximum
2244	0	0	6

 P2SS2 - S13Q2 FRIENDS/FAMILY 12 MOS-P2

Type	Code
Measurement Unit	numeric
P2SS2	In the past 12 months, how often did you get together socially with friends or relatives?

			Frequency	% of total	% of valid
Valid	0	never	39	1.74%	1.74%
	1	less than once a year	26	1.16%	1.16%
	2	about once or twice a year	118	5.26%	5.26%
	3	several times a year	393	17.51%	17.51%
	4	about once a month	589	26.25%	26.25%
	5	every week	757	33.73%	33.73%
	6	several times a week	322	14.35%	14.35%
		Total	2,244	100%	100%

Valid	Invalid	Minimum	Maximum
2244	0	0	6

 P2SS3 - S13Q3 NEIGHBORS LAST 12 MOS-P2

Type	Code
Measurement Unit	numeric
P2SS3	In the past 12 months, how often did you get together with any of your neighbors just to chat or for a social visit?

			Frequency	% of total	% of valid
--	--	--	-----------	------------	------------

Valid	1	hardly ever	823	36.68%	36.69%
	2	several times a year	353	15.73%	15.74%
	3	several times a month	537	23.93%	23.94%
	4	several times a week	369	16.44%	16.45%
	5	daily or almost every day	161	7.17%	7.18%
		Total	2,243	99.96%	100%
Missing	98	don't know	1	0.04%	
		Total	1	0.04%	

Valid	Invalid	Minimum	Maximum
2243	1	1	5

 P2SS4 - S13Q4 TALK ABOUT WORRIES W/ SP-P2

Type	Code
Measurement Unit	numeric
P2SS4	Your spouse or partner

			Frequency	% of total	% of valid
Valid	0	no	78	3.48%	5.28%
	1	yes	1399	62.34%	94.72%
		Total	1,477	65.82%	100%
Missing	6	refused	1	0.04%	
	7	legitimate skip	766	34.14%	
		Total	767	34.18%	


Valid	Invalid	Minimum	Maximum
1477	767	0	1

 P2SS5 - S13Q5 TALK RE WORRIES--CHILDRN-P2

Type	Code
Measurement Unit	numeric
P2SS5	Your children

			Frequency	% of total	% of valid
Valid	0	no	178	7.93%	7.94%
	1	yes	2065	92.02%	92.06%
		Total	2,243	99.96%	100%
Missing	8	don't know	1	0.04%	
		Total	1	0.04%	

Valid	Invalid	Minimum	Maximum
2243	1	0	1

 P2SS6 - S13Q6 TALK RE WORRIES--OTH FAM-P2

Type	Code
Measurement Unit	numeric
P2SS6	Other family members

			Frequency	% of total	% of valid
Valid	0	no	507	22.59%	22.63%
	1	yes	1733	77.23%	77.37%
	Total		2,240	99.82%	100%
Missing	6	refused	1	0.04%	
	8	don't know	3	0.13%	
	Total		4	0.18%	

Valid	Invalid	Minimum	Maximum
2240	4	0	1

 P2SS7 - S13Q7 TALK RE WORRIES--FRIENDS-P2

Type	Code
Measurement Unit	numeric
P2SS7	Your friends

			Frequency	% of total	% of valid
Valid	0	no	437	19.47%	19.49%
	1	yes	1805	80.44%	80.51%
	Total		2,242	99.91%	100%
Missing	6	refused	1	0.04%	
	8	don't know	1	0.04%	
	Total		2	0.09%	

Valid	Invalid	Minimum	Maximum
2242	2	0	1

 P2SS8 - S13Q8 RELY ON FOR HELP--SP-P2

Type	Code
Measurement Unit	numeric
P2SS8	Your spouse or partner

			Frequency	% of total	% of valid
Valid	0	no	40	1.78%	2.71%
	1	yes	1437	64.04%	97.29%
		Total	1,477	65.82%	100%
Missing	7	legitimate skip	766	34.14%	
	8	don't know	1	0.04%	
		Total	767	34.18%	

Valid	Invalid	Minimum	Maximum
1477	767	0	1

 P2SS9 - S13Q9 RELY ON FOR HELP--KIDS-P2

Type	Code
Measurement Unit	numeric
P2SS9	Your children

			Frequency	% of total	% of valid
Valid	0	no	103	4.59%	4.59%
	1	yes	2139	95.32%	95.41%
		Total	2,242	99.91%	100%
Missing	8	don't know	2	0.09%	
			Total	2	0.09%

Valid	Invalid	Minimum	Maximum
2242	2	0	1

 P2SS10 - S13Q10 RELY FOR HELP--OTH FAMILY-P2

Type	Code
Measurement Unit	numeric
P2SS10	Other family members

			Frequency	% of total	% of valid
Valid	0	no	425	18.94%	18.96%
	1	yes	1816	80.93%	81.04%
		Total	2,241	99.87%	100%
Missing	6	refused	1	0.04%	
	8	don't know	2	0.09%	
		Total	3	0.13%	

Valid	Invalid	Minimum	Maximum
-------	---------	---------	---------



2241	3	0	1
------	---	---	---

 P2SS11 - S13Q11 RELY ON FOR HELP--FRIENDS-P2

Type	Code
Measurement Unit	numeric
P2SS11	Your friends

			Frequency	% of total	% of valid
Valid	0	no	435	19.39%	19.43%
	1	yes	1804	80.39%	80.57%
	Total		2,239	99.78%	100%
Missing	6	refused	1	0.04%	
	8	don't know	4	0.18%	
	Total		5	0.22%	

Valid	Invalid	Minimum	Maximum
2239	5	0	1

 P2SS12 - S13Q12 MAKE DEMANDS OR CRICITIZE--SP-P2

Type	Code
Measurement Unit	numeric
P2SS12	Your spouse or partner

			Frequency	% of total	% of valid
Valid	0	no	1156	51.52%	78.32%
	1	yes	320	14.26%	21.68%
	Total		1,476	65.78%	100%
Missing	6	refused	1	0.04%	
	7	legitimate skip	766	34.14%	
	8	don't know	1	0.04%	
	Total		768	34.22%	

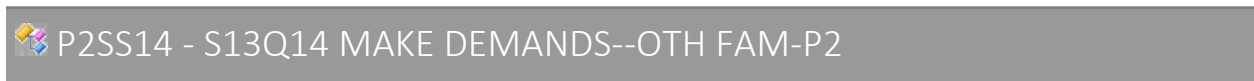
Valid	Invalid	Minimum	Maximum
1476	768	0	1

 P2SS13 - S13Q13 MAKE DEMANDS--CHILDREN-P2

Type	Code
Measurement Unit	numeric
P2SS13	Your children

			Frequency	% of total	% of valid
Valid	0	no	1744	77.72%	77.86%
	1	yes	496	22.1%	22.14%
		Total	2,240	99.82%	100%
Missing	6	refused	3	0.13%	
	8	don't know	1	0.04%	
		Total	4	0.18%	

Valid	Invalid	Minimum	Maximum
2240	4	0	1



Type	Code
Measurement Unit	numeric
P2SS14	Other family members

			Frequency	% of total	% of valid
Valid	0	no	1805	80.44%	80.62%
	1	yes	434	19.34%	19.38%
		Total	2,239	99.78%	100%
Missing	6	refused	4	0.18%	
	8	don't know	1	0.04%	
		Total	5	0.22%	

Valid	Invalid	Minimum	Maximum
2239	5	0	1



Type	Code
Measurement Unit	numeric
P2SS15	Your friends

			Frequency	% of total	% of valid
Valid	0	no	2067	92.11%	92.28%
	1	yes	173	7.71%	7.72%
		Total	2,240	99.82%	100%
Missing	6	refused	1	0.04%	
	8	don't know	3	0.13%	
		Total	4	0.18%	

Valid	Invalid	Minimum	Maximum
2240	4	0	1

 P2CN1 - S14Q1 RESPONDENT AGE--CALC'D-P2

Type	Numeric (Double)
P2CN1	Calculated respondent age

Valid	Invalid	Minimum	Maximum	Mean	StdDev
2244	0	47	82	62.293226...	5.5740088...

 P2CN2 - S14Q2 YEAR AT INTERVIEW-P2

Type	Text
P2CN2	Calculated--Year of survey

Valid	Invalid
0	0

 P2CN3 - S14Q3 PREVIOUS YEAR AT INTRVW-P2

Type	Text
P2CN3	Calculated--Year before survey

Valid	Invalid
0	0