

 Wave IV Supplemental Tract-Level Contextual Data**Title**

Wave IV Supplemental Tract-Level Contextual Data

Abstract

This file contains tract-level measures, based on the Wave IV respondent locations, reported by the U.S. Census Bureau's 2009 American Community Survey (ACS), the Climate Atlas of the United States, the USDA Economics Research Service, Esri Data and Maps, Impact Teen Tobacco Control policy and Prevalence Data, and the Uniform Crime Reports. When tract level measures were not available or appropriate, state and county level variables were used.

Variables: 304

Observations: 15,701

Variables Wave IV Supplemental Tract-Level Contextual Data

- [MATCH4 - WAVE IV GEOCODE SOURCE](#)
- [MV_W1W4 - MOVE DISTANCE W1-W4](#)
- [MV_W2W4 - MOVE DISTANCE W2-W4](#)
- [MV_W3W4 - MOVE DISTANCE W3-W4](#)
- [TAC09001 - POPULATION, TOTAL](#)
- [TME09001 - POPULATION, TOTAL, MOE](#)
- [TAC09002 - DENSITY \(PERSONS/SQ.KM.\)](#)
- [TME09002 - DENSITY \(PERSONS/SQ.KM.\), MOE](#)
- [TAC09003 - PROPORTION WHITE](#)
- [TME09003 - PROP WHITE, MOE](#)
- [TAC09004 - PROPORTION BLACK](#)
- [TME09004 - PROP BLACK, MOE](#)
- [TAC09005 - PROPORTION AMERICAN INDIAN/ALASKA NATIVE](#)
- [TME09005 - PROP AMERICAN INDIAN/ALASKA NATIVE, MOE](#)
- [TAC09006 - PROPORTION ASIAN, PACIFIC ISLANDER ALONE](#)
- [TME09006 - PROP ASIAN, PACIFIC ISLANDER ALONE, MOE](#)
- [TAC09007 - PROPORTION OTHER](#)
- [TME09007 - PROP OTHER, MOE](#)
- [TAC09008 - PROPORTION 2 OR MORE RACES](#)
- [TME09008 - PROP 2 OR MORE RACES, MOE](#)
- [TAC09009 - PROPORTION HISPANIC ORIGIN](#)
- [TME09009 - PROP HISPANIC ORIGIN, MOE](#)

- TAC09010 - PROPORTION HISPANIC, WHITE
- TME09010 - PROP HISPANIC, WHITE , MOE
- TAC09011 - PROPORTION HISPANIC, BLACK
- TME09011 - PROP HISPANIC, BLACK, MOE
- TAC09012 - PROPORTION HISPANIC, AMERICAN INDIAN
- TME09012 - PROP HISPANIC, AMERICAN INDIAN, MOE
- TAC09013 - PROPORTION HISPANIC, ASIAN/PACISL
- TME09013 - PROP HISPANIC, ASIAN/PACISL, MOE
- TAC09014 - PROPORTION HISPANIC, OTHER RACE
- TME09014 - PROP HISPANIC, OTHER RACE, MOE
- TAC09015 - PROPORTION HISPANIC, 2 OR MORE RACES
- TME09015 - PROP HISPANIC, 2 OR MORE RACES, MOE
- TAC09016 - PROPORTION 0-4 YRS
- TME09016 - PROP 0-4, MOE
- TAC09017 - PROPORTION 5-9 YRS
- TME09017 - PROP 5-9, MOE
- TAC09018 - PROPORTION 10-14 YRS
- TME09018 - PROP 10-14, MOE
- TAC09019 - PROPORTION 15-17 YRS
- TME09019 - PROP 15-17, MOE
- TAC09020 - PROPORTION 18-24 YRS
- TME09020 - PROP 18-24, MOE
- TAC09021 - PROPORTION 65-74 YRS
- TME09021 - PROP 65-74, MOE
- TAC09022 - PROPORTION 75+ YRS
- TME09022 - PROP 75+, MOE
- TAC09023 - PROPORTION MALES, 18-24 YRS
- TME09023 - PROP MALES, 18-24, MOE
- TAC09024 - PROPORTION FEMALES, 18-24 YRS
- TME09024 - PROPORTION FEMALES, 18-24, MOE
- TAC09025 - PROP WHITE MALES, 18-24 YRS
- TME09025 - PROP WHITE MALES, 18-24, MOE
- TAC09026 - PROP WHITE FEMALES, 18-24 YRS
- TME09026 - PROP WHITE FEMALES, 18-24, MOE
- TAC09027 - PROP BLACK MALES, 18-24 YRS
- TME09027 - PROP BLACK MALES, 18-24, MOE
- TAC09028 - PROP BLACK FEMALES, 18-24 YRS
- TME09028 - PROP BLACK FEMALES, 18-24, MOE
- TAC09029 - PROP AMERICAN INDIAN MALES, 18-24 YRS
- TME09029 - PROP AMERICAN INDIAN MALES, 18-24, MOE
- TAC09030 - PROP AMERICAN INDIAN FEMALES, 18-24 YRS
- TME09030 - PROP AMERICAN INDIAN FEMALES, 18-24, MOE
- TAC09031 - PROP ASIAN/PACISL MALES, 18-24 YRSA
- TME09031 - PROP ASIAN/PACISL MALES, 18-24, MOE

- TAC09032 - PROP ASIAN/PACISL FEMALES, 18-24 YRS
- TME09032 - PROP ASIAN/PACISL FEMALES, 18-24, MOE
- TAC09033 - PROP OTHER MALES, 18-24 YRS
- TME09033 - PROP OTHER MALES, 18-24, MOE
- TAC09034 - PROP OTHER FEMALES, 18-24 YRS
- TME09034 - PROP OTHER FEMALES, 18-24, MOE
- TAC09035 - PROP 2-MORE RACES MALES, 18-24 YRS
- TME09035 - PROP 2-MORE RACES MALES, 18-24, MOE
- TAC09036 - PROP 2-MORE RACES FEMALES, 18-24 YRS
- TME09036 - PROP 2-MORE RACES FEMALES, 18-24, MOE
- TAC09037 - PROP HISPANIC MALES, 18-24 YRS
- TME09037 - PROP HISPANIC MALES, 18-24, MOE
- TAC09038 - PROP HISPANIC FEMALES, 18-24 YRS
- TME09038 - PROP HISPANIC FEMALES, 18-24, MOE
- TAC09039 - PROP NOT HISPANIC WHITE MALES 18-24
- TME09039 - PROP NOT HISP WHITE MALES 18-24, MOE
- TAC09040 - PROP NOT HISPANIC WHITE FEMALES 18-24
- TME09040 - PROP NOT HISP WHITE FEMALES 18-24, MOE
- TAC09041 - PROP HHS - MARR-CPL FAM W/CHLD
- TME09041 - PROP HHS - MARR-CPL FAM W/CHLD, MOE
- TAC09042 - PROP HH, FEM HOUSEHOLDER W/ CHILD
- TME09042 - PROP HH, FEM HOUSEHOLDER W/ CHILD, MOE
- TAC09043 - PROP HH, MALE HOUSEHOLDER W/ CHILD
- TME09043 - PROP HH, MALE HOUSEHOLDER W/ CHILD, MOE
- TAC09044 - PROP HHS NON-FAMILY HHS
- TME09044 - PROP HHS NON-FAMILY HHS, MOE
- TAC09045 - PROP FAMILIES, W/ CHILD FEM HH NO HUSB
- TME09045 - PROP FAM, W/ CHILD FEM HH NO HUSB, MOE
- TAC09046 - PROP FAMILIES, W/ CHILD MALE HH NO WIFE
- TME09046 - PROP FAM, W/ CHILD MALE HH NO WIFE, MOE
- TAC09047 - PROP SEP OR DIV'D
- TME09047 - PROP SEP OR DIV'D, MOE
- TAC09048 - PROP HHS LINGUISTICALLY ISOLATED
- TME09048 - PROP HHS LINGUISTICALLY ISOLATED, MOE
- TAC09049 - PROP FOREIGN BORN
- TME09049 - PROP FOREIGN BORN, MOE
- TAC09050 - PROP AGED 25+ W/O HS DIPLOMA
- TME09050 - PROP AGED 25+ W/O HS DIPLOMA, MOE
- TAC09051 - PROP AGED 25+ W/ COLLEGE DEGREE +
- TME09051 - PROP AGED 25+ W/ COLLEGE DEGREE +, MOE
- TAC09052 - UNEMPLOYMENT RATE-TOTAL
- TME09052 - UNEMPLOYMENT RATE - TOTAL, MOE
- TAC09053 - UNEMPLOYMENT RATE-MALES
- TME09053 - UNEMPLOYMENT RATE - MALES, MOE

- TAC09054 - UNEMPLOYMENT RATE-FEMALES
- TME09054 - UNEMPLOYMENT RATE - FEMALES, MOE
- TAC09055 - LABOR FORCE PART RATE MALES
- TME09055 - LABOR FORCE PART RATE MALES, MOE
- TAC09056 - LABOR FORCE PART RATE FEMALES
- TME09056 - LABOR FORCE PART RATE FEMALES, MOE
- TAC09057 - PROP 0-5 W/ PARENTS IN LABOR FORCE
- TME09057 - PROP 0-5 W/ PARENTS IN LABOR FORCE, MOE
- TAC09058 - PROP 6-17 W/ PARENTS IN LABOR FORCE
- TME09058 - PROP 6-17 W/ PARENTS IN LABOR FORCE, MOE
- TAC09059 - UNEMPLOYMENT RATE-WHITE MALES
- TME09059 - UNEMP RATE-WHITE MALES, MOE
- TAC09060 - UNEMPLOYMENT RATE-WHITE FEMALES
- TME09060 - UNEMP RATE-WHITE FEMALES, MOE
- TAC09061 - UNEMPLOYMENT RATE-WHITE MALES
- TME09061 - UNEMP RATE-WHITE MALES, MOE
- TAC09062 - UNEMPLOYMENT RATE-WHITE FEMALES
- TME09062 - UNEMP RATE-WHITE FEMALES, MOE
- TAC09063 - UNEMPLOYMENT RATE-AM INDIAN MALES
- TME09063 - UNEMP RATE-AM INDIAN MALES, MOE
- TAC09064 - UNEMPLOYMENT RATE-AM INDIAN FEMALES
- TME09064 - UNEMP RATE-AM INDIAN FEMALES, MOE
- TAC09065 - UNEMPLOYMENT RATE-ASIAN/PAC ISL MALES
- TME09065 - UNEMP RATE-ASIAN/PAC ISL MALES, MOE
- TAC09066 - UNEMPLOYMENT RATE-ASIAN/PAC ISL FEMALES
- TME09066 - UNEMP RATE-ASIAN/PAC ISL FEMALES, MOE
- TAC09067 - UNEMPLOYMENT RATE-OTHER MALES
- TME09067 - UNEMP RATE-OTHER MALES, MOE
- TAC09068 - UNEMPLOYMENT RATE-OTHER FEMALES
- TME09068 - UNEMP RATE-OTHER FEMALES, MOE
- TAC09069 - UNEMPLOYMENT RATE-2-MORE RACES MALES
- TME09069 - UNEMP RATE-2-MORE RACES MALES, MOE
- TAC09070 - UNEMPLOYMENT RATE-2-MORE RACES FEMALES
- TME09070 - UNEMP RATE-2-MORE RACES FEMALES, MOE
- TAC09071 - UNEMPLOYMENT RATE-HISPANIC MALES
- TME09071 - UNEMP RATE-HISPANIC MALES, MOE
- TAC09072 - UNEMPLOYMENT RATE-HISPANIC FEMALES
- TME09072 - UNEMP RATE-HISPANIC FEMALES, MOE
- TAC09073 - UNEMPLOYMENT RATE-WHITE MALES NOT HISP
- TME09073 - UNEMP RATE-WHITE MALES NOT HISP, MOE
- TAC09074 - UNEMPLOYMENT RATE-WHITE FEMALES NOT HISP
- TME09074 - UNEMP RATE-WHITE FEMALES NOT HISP, MOE
- TAC09075 - PROP EMPL IN AG/FORESTRY/HUNTING/MINING
- TME09075 - PROP IN AG/FORESTRY/HUNTING/MINING, MOE

- TAC09076 - PROP EMPL IN CONSTRUCTION
- TME09076 - PROP IN CONSTRUCTION, MOE
- TAC09077 - PROP EMPL IN MANUFACTURING
- TME09077 - PROP IN MANUFACTURING, MOE
- TAC09078 - PROP EMPL IN WHOLESALE TRADE
- TME09078 - PROP IN WHOLESALE TRADE, MOE
- TAC09079 - PROP EMPL IN RETAIL TRADE
- TME09079 - PROP IN RETAIL TRADE, MOE
- TAC09080 - PROP TRANSPORT, WAREHOUSING, UTLTS
- TME09080 - PROP TRANSPORT, WAREHOUSING, UTLTS, MOE
- TAC09081 - PROP INFORMATION
- TME09081 - PROP INFORMATION, MOE
- TAC09082 - PROP EMPL IN FINANCE/INSUR/REAL ESTATE
- TME09082 - PROP IN FINANCE/INSUR/REAL ESTATE, MOE
- TAC09083 - PROP PROF, SCI, MGMT, ADMIN, WASTE
- TME09083 - PROP PROF, SCI, MGMT, ADMIN, WASTE, MOE
- TAC09084 - PROP EDUCATIONAL, HEALTH & SOCIAL SVCS
- TME09084 - PROP EDUC, HEALTH & SOCIAL SVCS, MOE
- TAC09085 - PROP ARTS, ENTERTAINMENT, FOOD SVCS
- TME09085 - PROP ARTS, ENTERTAINMENT, FOOD SVCS, MOE
- TAC09086 - PROP OTHER SERVICES
- TME09086 - PROP OTHER SERVICES, MOE
- TAC09087 - PROP EMPL IN PUBLIC ADMIN
- TME09087 - PROP IN PUBLIC ADMIN, MOE
- TAC09088 - PROP IN MANAGEMENT, PROF, & RELATED OCCS
- TME09088 - PROP IN MNGT, PROF, & RELATED OCCS, MOE
- TAC09089 - PROP EMPL IN SERVICE OCCS
- TME09089 - PROP IN SERVICE OCCS, MOE
- TAC09090 - PROP SALES AND OFFICE
- TME09090 - PROP SALES AND OFFICE, MOE
- TAC09091 - PROP EMPL IN FARM/FORSTRY/FISHING OCCS
- TME09091 - PROP IN FARM/FORSTRY/FISHING OCCS, MOE
- TAC09092 - PROP CONSTRUCTION, EXTRACT, MAINT
- TME09092 - PROP CONSTRUCTION, EXTRACT, MAINT, MOE
- TAC09093 - PROP PRODUCTION, TRANSPORTATION
- TME09093 - PROP PRODUCTION, TRANSPORTATION, MOE
- TAC09094 - MEDIAN HOUSEHOLD INCOME
- TME09094 - MEDIAN HOUSEHOLD INCOME, MOE
- TAC09095 - PROP HHS W/ PUBLIC ASSIST INCOME
- TME09095 - PROP HHS W/ PUBLIC ASSIST INCOME, MOE
- TAC09096 - MEDIAN FAMILY INCOME
- TME09096 - MEDIAN FAMILY INCOME, MOE
- TAC09097 - PROP FAMILIES W/ INCOME < \$15,000
- TME09097 - PROP FAMILIES W/ INCOME < \$15,000, MOE

- TAC09098 - PROP FAMILIES W/ INCOME < \$25,000
- TME09098 - PROP FAMILIES W/ INCOME < \$25,000, MOE
- TAC09099 - PROP FAMILIES W/ INCOME \$50,000+
- TME09099 - PROP FAMILIES W/ INCOME \$50,000+, MOE
- TAC09100 - PROP FAMILIES W/ INCOME \$75,000+
- TME09100 - PROP FAMILIES W/ INCOME \$75,000+, MOE
- TAC09101 - PER CAPITA INCOME
- TME09101 - PER CAPITA INCOME, MOE
- TAC09102 - MEDIAN EARNINGS 16+
- TME09102 - MEDIAN EARNINGS 16+, MOE
- TAC09103 - MEDIAN EARNINGS MALES 16+
- TME09103 - MEDIAN EARNINGS MALES 16+, MOE
- TAC09104 - MEDIAN EARNINGS FEMALES 16+
- TME09104 - MEDIAN EARNINGS FEMALES 16+, MOE
- TAC09105 - PROP PERSONS < POV LEVEL
- TME09105 - PROP PERSONS < POV LEVEL, MOE
- TAC09106 - PROP FAMILIES < POV LEVEL
- TME09106 - PROP FAMILIES < POV LEVEL, MOE
- TAC09107 - PROP HOUSEHOLDS < POV LEVEL
- TME09107 - PROP HOUSEHOLDS < POV LEVEL, MOE
- TAC09108 - PROP SAME SEX UNMARRIED PARTNERS
- TME09108 - PROP SAME SEX UNMARRIED PARTNERS, MOE
- TAC09109 - PROP OPPOSITE SEX UNMARRIED PARTNERS
- TME09109 - PROP OPP SEX UNMARRIED PARTNERS, MOE
- TAC09110 - PROP MALES AGED 18-19 NEV MARRIED
- TME09110 - PROP MALES AGED 18-19 NEV MARRIED, MOE
- TAC09111 - PROP MALES AGED 20-24 NEV MARRIED
- TME09111 - PROP MALES AGED 20-24 NEV MARRIED, MOE
- TAC09112 - PROP FEMALES AGED 18-19 NEV MARRIED
- TME09112 - PROP FEMALES AGED 18-19 NEV MARRIED, MOE
- TAC09113 - PROP FEMALES AGED 20-24 NEV MARRIED
- TME09113 - PROP FEMALES AGED 20-24 NEV MARRIED, MOE
- TAC09114 - PROP HOUSING UNITS VACANT
- TME09114 - PROP HOUSING UNITS VACANT, MOE
- TAC09115 - PROP OCC H UNITS THAT ARE OWNER-OCC
- TME09115 - PROP OCC UNITS THAT ARE OWNER-OCC, MOE
- TAC09116 - AVERAGE HOUSEHOLD SIZE OF UNITS
- TME09116 - AVERAGE HOUSEHOLD SIZE OF UNITS, MOE
- TAC09117 - MEDIAN YEAR HOUSING UNITS BUILT
- TME09117 - MEDIAN YEAR HOUSING UNITS BUILT, MOE
- TAC09118 - MEDIAN YEAR MOVED INTO UNITS
- TME09118 - MEDIAN YEAR MOVED INTO UNITS, MOE
- TAC09119 - PROP OCC H UNITS W/O TELEPHONE
- TME09119 - PROP OCC UNITS W/O TELEPHONE, MOE

-
- TAC09120 - PROP UNITS WITH NO VEHICLES
 - TME09120 - PROP UNITS WITH NO VEHICLES, MOE
 - TAC09121 - PROP OCC H UNITS W/O COMPLETE PLUMBING
 - TME09121 - PROP OCC UNITS W/O COMPL PLUMBING, MOE
 - TAC09122 - PROP H UNITS W/O COMPLETE KITCHEN FACIL
 - TME09122 - PROP UNITS W/O COMPL KITCHEN FACIL, MOE
 - TAC09123 - MEDIAN CONTRACT RENT RENTER-OCC H UNITS
 - TME09123 - MEDIAN CONTRACT RENT RENTER-OCC, MOE
 - TAC09124 - MEDIAN VALUE OF OWNER-OCC HOUSING UNITS
 - TME09124 - MEDIAN VALUE OF OWNER-OCC HOUSING, MOE
 - TAC09125 - PROP 3+ ENROLLED IN PRE-ELEM AND ELEM
 - TME09125 - PROP 3+ ENROLLED PRE-ELEM AND ELEM, MOE
 - TAC09126 - PROP 3+ ENROLLED IN MID OR HIGH SCHOOL
 - TME09126 - PROP 3+ ENROLLED MID/HIGH SCHOOL, MOE
 - TAC09127 - PROP 3+ IN COLLEGE, GRAD, OR PROF ED
 - TME09127 - PROP 3+ COLLEGE, GRAD, OR PROF ED, MOE
 - TAC09128 - PROP WORKERS 16+ USE CAR, TRUCK, OR VAN
 - TME09128 - PROP WORKERS 16+ USE CAR TRUCK VAN, MOE
 - TAC09129 - PROP WORKERS 16+ USE PUBLIC TRANSPORT
 - TME09129 - PROP WORKERS 16+ USE PUB TRANSPORT, MOE
 - TAC09130 - PROP WORKERS 16+ USING BICYCLE
 - TME09130 - PROP WORKERS 16+ USING BICYCLE, MOE
 - TAC09131 - PROP WORKERS 16+ WALKING
 - TME09131 - PROP WORKERS 16+ WALKING, MOE
 - TAC09132 - PROP WORKERS 16+ USE TAXICAB, MOTORCYCLE
 - TME09132 - PROP WORKERS 16+ TAXI MOTORCYCLE, MOE
 - TCA90133 - MEAN COUNT OF DAYS WITH TEMP<=32F
 - TCA90134 - MEAN COUNT OF DAYS WITH TEMP>=90F
 - TCA90135 - MEAN DAILY MAXIMUM TEMPERATURE
 - TCA90136 - MEAN DAILY MINIMUM TEMPERATURE
 - TCA90137 - MEAN TOTAL PRECIPITATION
 - TCA90138 - MEAN TOTAL SNOWFALL
 - TCA90139 - MEAN SUNSHINE TOTAL HOURS
 - TDM07140 - TOTAL LOCAL PARK AREA, 500M
 - TDM07141 - TOTAL LOCAL PARK AREA, 1KM
 - TDM07142 - TOTAL MILES OF MAJOR ROADS
 - TDM07143 - COUNT OF SHOPPING CENTERS, 1 KM
 - TDM07144 - COUNT OF SHOPPING CENTERS, 3 KM
 - TDM07145 - COUNT OF SHOPPING CENTERS, 5 KM
 - TDM07146 - COUNT OF COLLEGES, 1 KM
 - TDM07147 - COUNT OF COLLEGES, 3 KM
 - TDM07148 - COUNT OF COLLEGES, 5 KM
 - TDM07149 - COUNT OF COLLEGES, EXCLUDING CC, 1 KM
 - TDM07150 - COUNT OF COLLEGES, EXCLUDING CC, 3 KM

- TDM07151 - COUNT OF COLLEGES, EXCLUDING CC, 5 KM
- TDM07152 - COUNT OF POINTS OF INTEREST, 1 KM
- TDM07153 - COUNT OF POINTS OF INTEREST, 3 KM
- TDM07154 - COUNT OF POINTS OF INTEREST, 5 KM
- CDM07155 - COUNT OF GROUND TRANSPORT TERMINALS
- TER00156 - RUCA CODE, 1-LEVEL, 2000
- TER00157 - RUCA CODE, 2-LEVEL, 2000
- SIT07158 - TOTAL CIGARETTE TAX PER PACK
- SIT07159 - AVERAGE PRICE PER PACK
- SIT06160 - TOBACCO CONTROL FUNDING
- CUC07161 - COVERAGE INDICATOR
- CUC07162 - ADULT TOT CRIME ARRESTS PER 100,000
- CUC07163 - ADULT VIOLENT CRIME ARRESTS PER 100,000
- CUC07164 - ADULT PROPERTY CRIME ARRESTS PER 100,000
- CUC07165 - JUV TOT CRIME ARRESTS PER 100,000
- CUC07166 - JUV VIOLENT CRIME ARRESTS PER 100,000
- CUC07167 - JUV PROPERTY CRIME ARRESTS PER 100,000

 MATCH4 - WAVE IV GEOCODE SOURCE

Type	Code
Measurement Unit	numeric
MATCH4	Wave IV Geocode Source
0	not matched
1	GPS point
2	street segment match based on the GDT batch geocoding process
3	ZIP code match

 MV_W1W4 - MOVE DISTANCE W1-W4

Type	Numeric (Double)
MV_W1W4	Move Distance W1-W4

 MV_W2W4 - MOVE DISTANCE W2-W4

Type	Numeric (Double)
MV_W2W4	Move Distance W2-W4

 MV_W3W4 - MOVE DISTANCE W3-W4

Type	Numeric (Double)
MV_W3W4	Move Distance W3-W4

 TAC09001 - POPULATION, TOTAL

Type	Numeric (Double)
TAC09001	Total Population

 TME09001 - POPULATION, TOTAL, MOE

Type	Numeric (Double)
TME09001	Total Population, MOE

 TAC09002 - DENSITY (PERSONS/SQ.KM.)

Type	Numeric (Double)
TAC09002	Density \square Persons per Square km

 TME09002 - DENSITY (PERSONS/SQ.KM.), MOE

Type	Numeric (Double)
TME09002	Density \square Persons per Square km, MOE

 TAC09003 - PROPORTION WHITE

Type	Numeric (Double)
TAC09003	Proportion White Alone

 TME09003 - PROP WHITE, MOE

Type	Numeric (Double)
TME09003	Proportion White Alone, MOE

 TAC09004 - PROPORTION BLACK

Type	Numeric (Double)
TAC09004	Proportion Black or African American Alone

 TME09004 - PROP BLACK, MOE

Type	Numeric (Double)
TME09004	Proportion Black or African American Alone, MOE

 TAC09005 - PROPORTION AMERICAN INDIAN/ALASKA NATIVE

Type	Numeric (Double)
TAC09005	Proportion American Indian and Alaska Native Alone

 TME09005 - PROP AMERICAN INDIAN/ALASKA NATIVE, MOE

Type	Numeric (Double)
TME09005	Proportion American Indian and Alaska Native Alone, MOE

TAC09006 - PROPORTION ASIAN, PACIFIC ISLANDER ALONE

Type	Numeric (Double)
TAC09006	Proportion Asian Alone, Native Hawaiian and Other Pacific Islander, MOE

TME09006 - PROP ASIAN, PACIFIC ISLANDER ALONE, MOE

Type	Numeric (Double)
TME09006	Proportion Asian Alone, Native Hawaiian and Other Pacific Islander

TAC09007 - PROPORTION OTHER

Type	Numeric (Double)
TAC09007	Proportion Some Other Race Alone

TME09007 - PROP OTHER, MOE

Type	Numeric (Double)
TME09007	Proportion Some Other Race Alone, MOE

TAC09008 - PROPORTION 2 OR MORE RACES

Type	Numeric (Double)
TAC09008	Proportion Two or More Races

TME09008 - PROP 2 OR MORE RACES, MOE

Type	Numeric (Double)
TME09008	Proportion Two or More Races, MOE

TAC09009 - PROPORTION HISPANIC ORIGIN

Type	Numeric (Double)
TAC09009	Proportion Hispanic or Latino

TME09009 - PROP HISPANIC ORIGIN, MOE

Type	Numeric (Double)
TME09009	Proportion Hispanic or Latino, MOE

TAC09010 - PROPORTION HISPANIC, WHITE

Type	Numeric (Double)
TAC09010	Proportion Hispanic or Latino and White Alone

 TME09010 - PROP HISPANIC, WHITE , MOE

Type	Numeric (Double)
TME09010	Proportion Hispanic or Latino and White Alone, MOE

 TAC09011 - PROPORTION HISPANIC, BLACK

Type	Numeric (Double)
TAC09011	Proportion Hispanic or Latino and Black Alone

 TME09011 - PROP HISPANIC, BLACK, MOE

Type	Numeric (Double)
TME09011	Proportion Hispanic or Latino and Black Alone, MOE

 TAC09012 - PROPORTION HISPANIC, AMERICAN INDIAN

Type	Numeric (Double)
TAC09012	Proportion Hispanic or Latino and American Indian or Alaska Native Alone

 TME09012 - PROP HISPANIC, AMERICAN INDIAN, MOE

Type	Numeric (Double)
TME09012	Proportion Hispanic or Latino and American Indian or Alaska Native Alone, MOE

 TAC09013 - PROPORTION HISPANIC, ASIAN/PACISL

Type	Numeric (Double)
TAC09013	Proportion Hispanic or Latino and Asian or Pacific Islander Alone

 TME09013 - PROP HISPANIC, ASIAN/PACISL, MOE

Type	Numeric (Double)
TME09013	Proportion Hispanic or Latino and Asian or Pacific Islander Alone, MOE

 TAC09014 - PROPORTION HISPANIC, OTHER RACE

Type	Numeric (Double)
TAC09014	Proportion Hispanic or Latino and Some Other Race Alone

 TME09014 - PROP HISPANIC, OTHER RACE, MOE

Type	Numeric (Double)
TME09014	Proportion Hispanic or Latino and Some Other Race Alone, MOE

 TAC09015 - PROPORTION HISPANIC, 2 OR MORE RACES


Type	Numeric (Double)
TAC09015	Proportion Hispanic or Latino and Two or More Races

 TME09015 - PROP HISPANIC, 2 OR MORE RACES, MOE

Type	Numeric (Double)
TME09015	Proportion Hispanic or Latino and Two or More Races, MOE

 TAC09016 - PROPORTION 0-4 YRS

Type	Numeric (Double)
TAC09016	Proportion 0 to 4 Years of Age

 TME09016 - PROP 0-4, MOE

Type	Numeric (Double)
TME09016	Proportion 0 to 4 Years of Age, MOE

 TAC09017 - PROPORTION 5-9 YRS

Type	Numeric (Double)
TAC09017	Proportion 5 to 9 Years of Age

 TME09017 - PROP 5-9, MOE

Type	Numeric (Double)
TME09017	Proportion 5 to 9 Years of Age, MOE

 TAC09018 - PROPORTION 10-14 YRS

Type	Numeric (Double)
TAC09018	Proportion 10 to 14 Years of Age

 TME09018 - PROP 10-14, MOE

Type	Numeric (Double)
TME09018	Proportion 10 to 14 Years of Age, MOE

 TAC09019 - PROPORTION 15-17 YRS

Type	Numeric (Double)
TAC09019	Proportion 15 to 17 Years of Age

 TME09019 - PROP 15-17, MOE

Type	Numeric (Double)
TME09019	Proportion 15 to 17 Years of Age, MOE

 TAC09020 - PROPORTION 18-24 YRS

Type	Numeric (Double)
TAC09020	Proportion 18 to 24 Years of Age

 TME09020 - PROP 18-24, MOE

Type	Numeric (Double)
TME09020	Proportion 18 to 24 Years of Age, MOE

 TAC09021 - PROPORTION 65-74 YRS

Type	Numeric (Double)
TAC09021	Proportion 65 to 74 Years of Age

 TME09021 - PROP 65-74, MOE

Type	Numeric (Double)
TME09021	Proportion 65 to 74 Years of Age, MOE

 TAC09022 - PROPORTION 75+ YRS

Type	Numeric (Double)
TAC09022	Proportion 75 Years of Age and Older

 TME09022 - PROP 75+, MOE

Type	Numeric (Double)
TME09022	Proportion 75 Years of Age and Older, MOE

 TAC09023 - PROPORTION MALES, 18-24 YRS

Type	Numeric (Double)
TAC09023	Proportion Males Ages 18-24 All Races

 TME09023 - PROP MALES, 18-24, MOE

Type	Numeric (Double)
TME09023	Proportion Males Ages 18-24 All Races, MOE

 TAC09024 - PROPORTION FEMALES, 18-24 YRS

Type	Numeric (Double)
TAC09024	Proportion Females Ages 18-24 All Races

 TME09024 - PROPORTION FEMALES, 18-24, MOE

Type	Numeric (Double)
TME09024	Proportion Females Ages 18-24 All Races, MOE

TAC09025 - PROP WHITE MALES, 18-24 YRS

Type	Numeric (Double)
TAC09025	Proportion Males Ages 18-24 White Alone

TME09025 - PROP WHITE MALES, 18-24, MOE

Type	Numeric (Double)
TME09025	Proportion Males Ages 18-24 White Alone, MOE

TAC09026 - PROP WHITE FEMALES, 18-24 YRS

Type	Numeric (Double)
TAC09026	Proportion Females Ages 18-24 White Alone

TME09026 - PROP WHITE FEMALES, 18-24, MOE

Type	Numeric (Double)
TME09026	Proportion Females Ages 18-24 White Alone, MOE

TAC09027 - PROP BLACK MALES, 18-24 YRS

Type	Numeric (Double)
TAC09027	Proportion Males Ages 18-24 Black or African American Alone

TME09027 - PROP BLACK MALES, 18-24, MOE

Type	Numeric (Double)
TME09027	Proportion Males Ages 18-24 Black or African American Alone, MOE

TAC09028 - PROP BLACK FEMALES, 18-24 YRS

Type	Numeric (Double)
TAC09028	Proportion Females Ages 18-24 Black or African American Alone

TME09028 - PROP BLACK FEMALES, 18-24, MOE

Type	Numeric (Double)
TME09028	Proportion Females Ages 18-24 Black or African American Alone, MOE

TAC09029 - PROP AMERICAN INDIAN MALES, 18-24 YRS

Type	Numeric (Double)
TAC09029	Proportion Males Ages 18-24 American Indian or Alaska Native Alone

 TME09029 - PROP AMERICAN INDIAN MALES, 18-24, MOE

Type	Numeric (Double)
TME09029	Proportion Males Ages 18-24 American Indian or Alaska Native Alone, MOE

 TAC09030 - PROP AMERICAN INDIAN FEMALES, 18-24 YRS

Type	Numeric (Double)
TAC09030	Proportion Females Ages 18-24 American Indian or Alaska Native Alone

 TME09030 - PROP AMERICAN INDIAN FEMALES, 18-24, MOE

Type	Numeric (Double)
TME09030	Proportion Females Ages 18-24 American Indian or Alaska Native, MOE

 TAC09031 - PROP ASIAN/PACISL MALES, 18-24 YRSA

Type	Numeric (Double)
TAC09031	Proportion Males Ages 18-24 Asian or Pacific Islander Alone

 TME09031 - PROP ASIAN/PACISL MALES, 18-24, MOE

Type	Numeric (Double)
TME09031	Proportion Males Ages 18-24 Asian or Pacific Islander Alone, MOE

 TAC09032 - PROP ASIAN/PACISL FEMALES, 18-24 YRS

Type	Numeric (Double)
TAC09032	Proportion Females Ages 18-24 Asian or Pacific Islander Alone

 TME09032 - PROP ASIAN/PACISL FEMALES, 18-24, MOE

Type	Numeric (Double)
TME09032	Proportion Females Ages 18-24 Asian or Pacific Islander Alone, MOE

 TAC09033 - PROP OTHER MALES, 18-24 YRS

Type	Numeric (Double)
TAC09033	Proportion Males Ages 18-24 Some Other Race Alone

 TME09033 - PROP OTHER MALES, 18-24, MOE

Type	Numeric (Double)
TME09033	Proportion Males Ages 18-24 Some Other Race Alone, MOE

 TAC09034 - PROP OTHER FEMALES, 18-24 YRS

Type	Numeric (Double)
TAC09034	Proportion Females Ages 18-24 Some Other Race Alone

 TME09034 - PROP OTHER FEMALES, 18-24, MOE

Type	Numeric (Double)
TME09034	Proportion Females Ages 18-24 Some Other Race Alone, MOE

 TAC09035 - PROP 2-MORE RACES MALES, 18-24 YRS

Type	Numeric (Double)
TAC09035	Proportion Males Ages 18-24 Two or More Races

 TME09035 - PROP 2-MORE RACES MALES, 18-24, MOE

Type	Numeric (Double)
TME09035	Proportion Males Ages 18-24 Two or More Races, MOE

 TAC09036 - PROP 2-MORE RACES FEMALES, 18-24 YRS

Type	Numeric (Double)
TAC09036	Proportion Females Ages 18-24 Two or More Races

 TME09036 - PROP 2-MORE RACES FEMALES, 18-24, MOE

Type	Numeric (Double)
TME09036	Proportion Females Ages 18-24 Two or More Races, MOE

 TAC09037 - PROP HISPANIC MALES, 18-24 YRS

Type	Numeric (Double)
TAC09037	Proportion Males Ages 18-24 Hispanic or Latino

 TME09037 - PROP HISPANIC MALES, 18-24, MOE

Type	Numeric (Double)
TME09037	Proportion Males Ages 18-24 Hispanic or Latino, MOE

 TAC09038 - PROP HISPANIC FEMALES, 18-24 YRS

Type	Numeric (Double)
TAC09038	Proportion Females Ages 18-24 Hispanic or Latino

 TME09038 - PROP HISPANIC FEMALES, 18-24, MOE

Type	Numeric (Double)
TME09038	Proportion Females Ages 18-24 Hispanic or Latino, MOE

 TAC09039 - PROP NOT HISPANIC WHITE MALES 18-24

Type	Numeric (Double)
TAC09039	Proportion Males Ages 18-24 White Alone Non-Hispanic or Latino

 TME09039 - PROP NOT HISP WHITE MALES 18-24, MOE

Type	Numeric (Double)
TME09039	Proportion Males Ages 18-24 White Alone Non-Hispanic or Latino, MOE

 TAC09040 - PROP NOT HISPANIC WHITE FEMALES 18-24

Type	Numeric (Double)
TAC09040	Proportion Females Ages 18-24 White Alone Non-Hispanic or Latino

 TME09040 - PROP NOT HISP WHITE FEMALES 18-24, MOE

Type	Numeric (Double)
TME09040	Proportion Females Ages 18-24 White Alone Non-Hispanic or Latino, MOE

 TAC09041 - PROP HHS - MARR-CPL FAM W/CHLD

Type	Numeric (Double)
TAC09041	Proportion Occupied Housing Units Married-Couple Family with Own Children Under 18

 TME09041 - PROP HHS - MARR-CPL FAM W/CHLD, MOE

Type	Numeric (Double)
TME09041	Proportion Occupied Housing Units Married-Couple Family with Own Children Under 18, MOE

 TAC09042 - PROP HH, FEM HOUSEHOLDER W/ CHILD

Type	Numeric (Double)
TAC09042	Proportion Occupied Housing Units Female Householder with Own Children Under 18

 TME09042 - PROP HH, FEM HOUSEHOLDER W/ CHILD, MOE

Type	Numeric (Double)
TME09042	Proportion Occupied Housing Units Female Householder with Own Children Under 18, MOE

 TAC09043 - PROP HH, MALE HOUSEHOLDER W/ CHILD

Type	Numeric (Double)
------	------------------

TAC09043	Proportion Occupied Housing Units Male Householder with Own Children Under 18
----------	---

 TME09043 - PROP HH, MALE HOUSEHOLDER W/ CHILD, MOE

Type	Numeric (Double)
TME09043	Proportion Occupied Housing Units Male Householder with Own Children Under 18, MOE

 TAC09044 - PROP HHS NON-FAMILY HHS

Type	Numeric (Double)
TAC09044	Proportion Occupied Housing Units Nonfamily

 TME09044 - PROP HHS NON-FAMILY HHS, MOE

Type	Numeric (Double)
TME09044	Proportion Occupied Housing Units Nonfamily, MOE

 TAC09045 - PROP FAMILIES, W/ CHILD FEM HH NO HUSB

Type	Numeric (Double)
TAC09045	Proportion Families with Own Children Headed by Female Householder

 TME09045 - PROP FAM, W/ CHILD FEM HH NO HUSB, MOE

Type	Numeric (Double)
TME09045	Proportion Families with Own Children Headed by Female Householder, MOE

 TAC09046 - PROP FAMILIES, W/ CHILD MALE HH NO WIFE

Type	Numeric (Double)
TAC09046	Proportion Families with Own Children Headed by Male Householder

 TME09046 - PROP FAM, W/ CHILD MALE HH NO WIFE, MOE

Type	Numeric (Double)
TME09046	Proportion Families with Own Children Headed by Male Householder, MOE

 TAC09047 - PROP SEP OR DIV'D

Type	Numeric (Double)
TAC09047	Proportion of Population 15 Years and Over Divorced or Separated

 TME09047 - PROP SEP OR DIV'D, MOE

Type	Numeric (Double)
------	------------------

TME09047	Proportion of Population 15 Years and Over Divorced or Separated, MOE
----------	---

 TAC09048 - PROP HHS LINGUISTICALLY ISOLATED

Type	Numeric (Double)
TAC09048	Proportion Households Linguistically Isolated

 TME09048 - PROP HHS LINGUISTICALLY ISOLATED, MOE

Type	Numeric (Double)
TME09048	Proportion Households Linguistically Isolated, MOE

 TAC09049 - PROP FOREIGN BORN

Type	Numeric (Double)
TAC09049	Proportion Foreign Born

 TME09049 - PROP FOREIGN BORN, MOE

Type	Numeric (Double)
TME09049	Proportion Foreign Born, MOE

 TAC09050 - PROP AGED 25+ W/O HS DIPLOMA


Type	Numeric (Double)
TAC09050	Proportion 25 Years and Over with Less Than High School Diploma

 TME09050 - PROP AGED 25+ W/O HS DIPLOMA, MOE

Type	Numeric (Double)
TME09050	Proportion 25 Years and Over with Less Than High School Diploma, MOE

 TAC09051 - PROP AGED 25+ W/ COLLEGE DEGREE +

Type	Numeric (Double)
TAC09051	Proportion 25 Years and Over with Bachelor's Degree or More

 TME09051 - PROP AGED 25+ W/ COLLEGE DEGREE +, MOE

Type	Numeric (Double)
TME09051	Proportion 25 Years and Over with Bachelor's Degree or More, MOE

 TAC09052 - UNEMPLOYMENT RATE-TOTAL

Type	Numeric (Double)
TAC09052	Unemployment Rate All Persons 16 Years and Over

 TME09052 - UNEMPLOYMENT RATE - TOTAL, MOE

Type	Numeric (Double)
TME09052	Unemployment Rate All Persons 16 Years and Over, MOE

 TAC09053 - UNEMPLOYMENT RATE-MALES

Type	Numeric (Double)
TAC09053	Unemployment Rate Males 16 Years and Over

 TME09053 - UNEMPLOYMENT RATE - MALES, MOE

Type	Numeric (Double)
TME09053	Unemployment Rate Males 16 Years and Over, MOE

 TAC09054 - UNEMPLOYMENT RATE-FEMALES

Type	Numeric (Double)
TAC09054	Unemployment Rate Females 16 Years and Over

 TME09054 - UNEMPLOYMENT RATE - FEMALES, MOE

Type	Numeric (Double)
TME09054	Unemployment Rate Females 16 Years and Over, MOE

 TAC09055 - LABOR FORCE PART RATE MALES

Type	Numeric (Double)
TAC09055	Labor Force Participation Rate Males 16 Years and Over

 TME09055 - LABOR FORCE PART RATE MALES, MOE

Type	Numeric (Double)
TME09055	Labor Force Participation Rate Males 16 Years and Over, MOE

 TAC09056 - LABOR FORCE PART RATE FEMALES

Type	Numeric (Double)
TAC09056	Labor Force Participation Rate Females 16 Years and Over

 TME09056 - LABOR FORCE PART RATE FEMALES, MOE

Type	Numeric (Double)
TME09056	Labor Force Participation Rate Females 16 Years and Over, MOE

 TAC09057 - PROP 0-5 W/ PARENTS IN LABOR FORCE

Type	Numeric (Double)
TAC09057	Among Children Under 6 Living with Two Paretns, Proportion with Both Parents in the Labor Force

 TME09057 - PROP 0-5 W/ PARENTS IN LABOR FORCE, MOE

Type	Numeric (Double)
TME09057	Among Children Under 6 Living with Two Paretns, Proportion with Both Parents in the Labor Force, MOE

 TAC09058 - PROP 6-17 W/ PARENTS IN LABOR FORCE

Type	Numeric (Double)
TAC09058	Among Children 6 to 17 Living with Two Paretns, Proportion with Both Parents in the Labor Force

 TME09058 - PROP 6-17 W/ PARENTS IN LABOR FORCE, MOE

Type	Numeric (Double)
TME09058	Among Children 6 to 17 Living with Two Paretns, Proportion with Both Parents in the Labor Force, MOE

 TAC09059 - UNEMPLOYMENT RATE-WHITE MALES

Type	Numeric (Double)
TAC09059	Proportion White Alone Males 16 Years and Over Unemployed

 TME09059 - UNEMP RATE-WHITE MALES, MOE

Type	Numeric (Double)
TME09059	Proportion White Alone Males 16 Years and Over Unemployed, MOE

 TAC09060 - UNEMPLOYMENT RATE-WHITE FEMALES

Type	Numeric (Double)
TAC09060	Proportion White Alone Females 16 Years and Over Unemployed

 TME09060 - UNEMP RATE-WHITE FEMALES, MOE

Type	Numeric (Double)
TME09060	Proportion White Alone Females 16 Years and Over Unemployed, MOE

 TAC09061 - UNEMPLOYMENT RATE-WHITE MALES

Type	Numeric (Double)
TAC09061	Proportion Black or African American Alone Males 16 Years and Over Unemployed

 TME09061 - UNEMP RATE-WHITE MALES, MOE

Type	Numeric (Double)
TME09061	Proportion Black or African American Alone Males 16 Years and Over Unemployed, MOE

 TAC09062 - UNEMPLOYMENT RATE-WHITE FEMALES

Type	Numeric (Double)
TAC09062	Proportion Black or African American Alone Females 16 Years and Over Unemployed

 TME09062 - UNEMP RATE-WHITE FEMALES, MOE

Type	Numeric (Double)
TME09062	Proportion Black or African American Alone Females 16 Years and Over Unemployed, MOE

 TAC09063 - UNEMPLOYMENT RATE-AM INDIAN MALES

Type	Numeric (Double)
TAC09063	Proportion American Indian or Alaska Native Alone Males 16 Years and Over Unemployed

 TME09063 - UNEMP RATE-AM INDIAN MALES, MOE

Type	Numeric (Double)
TME09063	Proportion American Indian or Alaska Native Alone Males 16 Years and Over Unemployed, MOE

 TAC09064 - UNEMPLOYMENT RATE-AM INDIAN FEMALES

Type	Numeric (Double)
TAC09064	Proportion American Indian or Alaska Native Alone Females 16 Years and Over Unemployed

 TME09064 - UNEMP RATE-AM INDIAN FEMALES, MOE

Type	Numeric (Double)
TME09064	Proportion American Indian or Alaska Native Alone Females 16 Years and Over Unemployed, MOE

 TAC09065 - UNEMPLOYMENT RATE-ASIAN/PAC ISL MALES

Type	Numeric (Double)
TAC09065	Proportion Asian or Pacific Islander Alone Males 16 Years and Over Unemployed

 TME09065 - UNEMP RATE-ASIAN/PAC ISL MALES, MOE

Type	Numeric (Double)
TME09065	Proportion Asian or Pacific Islander Alone Males 16 Years and Over Unemployed, MOE

 TAC09066 - UNEMPLOYMENT RATE-ASIAN/PAC ISL FEMALES

Type	Numeric (Double)
TAC09066	Proportion Asian or Pacific Islander Alone Females 16 Years and Over Unemployed

 TME09066 - UNEMP RATE-ASIAN/PAC ISL FEMALES, MOE

Type	Numeric (Double)
TME09066	Proportion Asian or Pacific Islander Alone Females 16 Years and Over Unemployed, MOE

 TAC09067 - UNEMPLOYMENT RATE-OTHER MALES

Type	Numeric (Double)
TAC09067	Proportion Some Other Race Alone Males 16 Years and Over Unemployed

 TME09067 - UNEMP RATE-OTHER MALES, MOE

Type	Numeric (Double)
TME09067	Proportion Some Other Race Alone Males 16 Years and Over Unemployed, MOE

 TAC09068 - UNEMPLOYMENT RATE-OTHER FEMALES

Type	Numeric (Double)
TAC09068	Proportion Some Other Race Alone Females 16 Years and Over Unemployed

 TME09068 - UNEMP RATE-OTHER FEMALES, MOE

Type	Numeric (Double)
TME09068	Proportion Some Other Race Alone Females 16 Years and Over Unemployed, MOE

 TAC09069 - UNEMPLOYMENT RATE-2-MORE RACES MALES

Type	Numeric (Double)
TAC09069	Proportion Two or More Races Males 16 Years and Over Unemployed

 TME09069 - UNEMP RATE-2-MORE RACES MALES, MOE

Type	Numeric (Double)
TME09069	Proportion Two or More Races Males 16 Years and Over Unemployed, MOE

TAC09070 - UNEMPLOYMENT RATE-2-MORE RACES FEMALES

Type	Numeric (Double)
TAC09070	Proportion Two or More Races Females 16 Years and Over Unemployed

TME09070 - UNEMP RATE-2-MORE RACES FEMALES, MOE

Type	Numeric (Double)
TME09070	Proportion Two or More Races Females 16 Years and Over Unemployed, MOE

TAC09071 - UNEMPLOYMENT RATE-HISPANIC MALES

Type	Numeric (Double)
TAC09071	Proportion Hispanic or Latino Males 16 Years and Over Unemployed

TME09071 - UNEMP RATE-HISPANIC MALES, MOE

Type	Numeric (Double)
TME09071	Proportion Hispanic or Latino Males 16 Years and Over Unemployed, MOE

TAC09072 - UNEMPLOYMENT RATE-HISPANIC FEMALES

Type	Numeric (Double)
TAC09072	Proportion Hispanic or Latino Females 16 Years and Over Unemployed

TME09072 - UNEMP RATE-HISPANIC FEMALES, MOE

Type	Numeric (Double)
TME09072	Proportion Hispanic or Latino Females 16 Years and Over Unemployed, MOE

TAC09073 - UNEMPLOYMENT RATE-WHITE MALES NOT HISP


Type	Numeric (Double)
TAC09073	Proportion White Alone not Hispanic or Latino Males 16 Years and Over Unemployed

TME09073 - UNEMP RATE-WHITE MALES NOT HISP, MOE

Type	Numeric (Double)
TME09073	Proportion White Alone not Hispanic or Latino Males 16 Years and Over Unemployed, MOE

TAC09074 - UNEMPLOYMENT RATE-WHITE FEMALES NOT HISP

Type	Numeric (Double)
TAC09074	Proportion White Alone not Hispanic or Latino Females 16 Years and Over Unemployed

 TME09074 - UNEMP RATE-WHITE FEMALES NOT HISP, MOE

Type	Numeric (Double)
TME09074	Proportion White Alone not Hispanic or Latino Females 16 Years and Over Unemployed, MOE

 TAC09075 - PROP EMPL IN AG/FORESTRY/HUNTING/MINING

Type	Numeric (Double)
TAC09075	Proportion of Employed 16 years and Over in Agriculture, Forestry, Fishing, Hunting, and Mining

 TME09075 - PROP IN AG/FORESTRY/HUNTING/MINING, MOE

Type	Numeric (Double)
TME09075	Proportion of Employed 16 years and Over in Agriculture, Forestry, Fishing, Hunting, and Mining, MOE

 TAC09076 - PROP EMPL IN CONSTRUCTION

Type	Numeric (Double)
TAC09076	Proportion of Employed 16 years and Over in Construction

 TME09076 - PROP IN CONSTRUCTION, MOE

Type	Numeric (Double)
TME09076	Proportion of Employed 16 years and Over in Construction, MOE

 TAC09077 - PROP EMPL IN MANUFACTURING

Type	Numeric (Double)
TAC09077	Proportion of Employed 16 years and Over in Manufacturing

 TME09077 - PROP IN MANUFACTURING, MOE

Type	Numeric (Double)
TME09077	Proportion of Employed 16 years and Over in Manufacturing, MOE

 TAC09078 - PROP EMPL IN WHOLESALE TRADE

Type	Numeric (Double)
TAC09078	Proportion of Employed 16 years and Over in Wholesale Trade

 TME09078 - PROP IN WHOLESALE TRADE, MOE

Type	Numeric (Double)
TME09078	Proportion of Employed 16 years and Over in Wholesale Trade, MOE

 TAC09079 - PROP EMPL IN RETAIL TRADE

Type	Numeric (Double)
TAC09079	Proportion of Employed 16 years and Over in Retail Trade

 TME09079 - PROP IN RETAIL TRADE, MOE

Type	Numeric (Double)
TME09079	Proportion of Employed 16 years and Over in Retail Trade, MOE

 TAC09080 - PROP TRANSPORT, WAREHOUSING, UTILTS

Type	Numeric (Double)
TAC09080	Proportion of Employed 16 years and Over in Transportation, Warehousing, and Utilities

 TME09080 - PROP TRANSPORT, WAREHOUSING, UTILTS, MOE

Type	Numeric (Double)
TME09080	Proportion of Employed 16 years and Over in Transportation, Warehousing, and Utilities, MOE

 TAC09081 - PROP INFORMATION

Type	Numeric (Double)
TAC09081	Proportion of Employed 16 years and Over in Information

 TME09081 - PROP INFORMATION, MOE

Type	Numeric (Double)
TME09081	Proportion of Employed 16 years and Over in Information, MOE

 TAC09082 - PROP EMPL IN FINANCE/INSUR/REAL ESTATE

Type	Numeric (Double)
TAC09082	Proportion of Employed 16 years and Over in Finance, Insurance, and Real Estate

 TME09082 - PROP IN FINANCE/INSUR/REAL ESTATE, MOE

Type	Numeric (Double)
------	------------------

TME09082	Proportion of Employed 16 years and Over in Finance, Insurance, and Real Estate, MOE
----------	--

 TAC09083 - PROP PROF, SCI, MGMT, ADMIN, WASTE

Type	Numeric (Double)
TAC09083	Proportion of Employed 16 years and Over in Professional, Scientific, Management, Administrative, and Waste Management Services

 TME09083 - PROP PROF, SCI, MGMT, ADMIN, WASTE, MOE

Type	Numeric (Double)
TME09083	Proportion of Employed 16 years and Over in Professional, Scientific, Management, Administrative, and Waste Management Services, MOE

 TAC09084 - PROP EDUCATIONAL, HEALTH & SOCIAL SVCS

Type	Numeric (Double)
TAC09084	Proportion of Employed 16 years and Over in Educational, Health, and Social Services

 TME09084 - PROP EDUC, HEALTH & SOCIAL SVCS, MOE

Type	Numeric (Double)
TME09084	Proportion of Employed 16 years and Over in Educational, Health, and Social Services, MOE

 TAC09085 - PROP ARTS, ENTERTAINMENT, FOOD SVCS

Type	Numeric (Double)
TAC09085	Proportion of Employed 16 years and Over in Arts, Entertainment, Recreation, and Food Services

 TME09085 - PROP ARTS, ENTERTAINMENT, FOOD SVCS, MOE

Type	Numeric (Double)
TME09085	Proportion of Employed 16 years and Over in Arts, Entertainment, Recreation, and Food Services, MOE

 TAC09086 - PROP OTHER SERVICES

Type	Numeric (Double)
TAC09086	Proportion of Employed 16 years and Over in Other Services (Does Not Include Public Administration)

 TME09086 - PROP OTHER SERVICES, MOE

Type	Numeric (Double)
TME09086	Proportion of Employed 16 years and Over in Other Services (Does Not Include Public Administration), MOE

 TAC09087 - PROP EMPL IN PUBLIC ADMIN

Type	Numeric (Double)
TAC09087	Proportion of Employed 16 years and Over in Public Administration

 TME09087 - PROP IN PUBLIC ADMIN, MOE

Type	Numeric (Double)
TME09087	Proportion of Employed 16 years and Over in Public Administration, MOE

 TAC09088 - PROP IN MANAGEMENT, PROF, & RELATED OCCS

Type	Numeric (Double)
TAC09088	Proportion of Employed 16 years and Over in Management, Professional, and Related Occupations

 TME09088 - PROP IN MNGT, PROF, & RELATED OCCS, MOE

Type	Numeric (Double)
TME09088	Proportion of Employed 16 years and Over in Management, Professional, and Related Occupations, MOE

 TAC09089 - PROP EMPL IN SERVICE OCCS

Type	Numeric (Double)
TAC09089	Proportion of Employed 16 years and Over in Service Occupations

 TME09089 - PROP IN SERVICE OCCS, MOE

Type	Numeric (Double)
TME09089	Proportion of Employed 16 years and Over in Service Occupations, MOE

 TAC09090 - PROP SALES AND OFFICE

Type	Numeric (Double)
TAC09090	Proportion of Employed 16 years and Over in Sales and Office Occupations

 TME09090 - PROP SALES AND OFFICE, MOE

Type	Numeric (Double)
TME09090	Proportion of Employed 16 years and Over in Sales and Office Occupations, MOE

 TAC09091 - PROP EMPL IN FARM/FORSTRY/FISHING OCCS

Type	Numeric (Double)
TAC09091	Proportion of Employed 16 years and Over in Farming, Fishing, and Forestry Occupations

 TME09091 - PROP IN FARM/FORSTRY/FISHING OCCS, MOE

Type	Numeric (Double)
TME09091	Proportion of Employed 16 years and Over in Farming, Fishing, and Forestry Occupations, MOE

 TAC09092 - PROP CONSTRUCTION, EXTRACT, MAINT

Type	Numeric (Double)
TAC09092	Proportion of Employed 16 years and Over in Construction, Extraction, and Maintenance Occupations

 TME09092 - PROP CONSTRUCTION, EXTRACT, MAINT, MOE

Type	Numeric (Double)
TME09092	Proportion of Employed 16 years and Over in Construction, Extraction, and Maintenance Occupations, MOE

 TAC09093 - PROP PRODUCTION, TRANSPORTATION

Type	Numeric (Double)
TAC09093	Proportion of Employed 16 years and Over in Production, Transportation, and Material Moving Occupations

 TME09093 - PROP PRODUCTION, TRANSPORTATION, MOE

Type	Numeric (Double)
TME09093	Proportion of Employed 16 years and Over in Production, Transportation, and Material Moving Occupations, MOE

 TAC09094 - MEDIAN HOUSEHOLD INCOME

Type	Numeric (Double)
TAC09094	Median Household Income Past 12 Months

 TME09094 - MEDIAN HOUSEHOLD INCOME, MOE

Type	Numeric (Double)
TME09094	Median Household Income Past 12 Months, MOE

 TAC09095 - PROP HHS W/ PUBLIC ASSIST INCOME

Type	Numeric (Double)
TAC09095	Proportion Households Receiving Public Assist Income Past 12 Months

 TME09095 - PROP HHS W/ PUBLIC ASSIST INCOME, MOE

Type	Numeric (Double)
TME09095	Proportion Households Receiving Public Assist Income Past 12 Months, MOE

 TAC09096 - MEDIAN FAMILY INCOME

Type	Numeric (Double)
TAC09096	Median Family Income Past 12 Months

 TME09096 - MEDIAN FAMILY INCOME, MOE

Type	Numeric (Double)
TME09096	Median Family Income Past 12 Months, MOE

 TAC09097 - PROP FAMILIES W/ INCOME < \$15,000

Type	Numeric (Double)
TAC09097	Proportion Families with Incomes Less Than \$15K Past 12 Months

 TME09097 - PROP FAMILIES W/ INCOME < \$15,000, MOE

Type	Numeric (Double)
TME09097	Proportion Families with Incomes Less Than \$15K Past 12 Months, MOE

 TAC09098 - PROP FAMILIES W/ INCOME < \$25,000

Type	Numeric (Double)
TAC09098	Proportion Families with Incomes Less Than \$25K Past 12 Months

 TME09098 - PROP FAMILIES W/ INCOME < \$25,000, MOE

Type	Numeric (Double)
TME09098	Proportion Families with Incomes Less Than \$25K Past 12 Months, MOE

 TAC09099 - PROP FAMILIES W/ INCOME \$50,000+

Type	Numeric (Double)
TAC09099	Proportion Families with Incomes Greater Than \$50K Past 12 Months

 TME09099 - PROP FAMILIES W/ INCOME \$50,000+, MOE

Type	Numeric (Double)
TME09099	Proportion Families with Incomes Greater Than \$50K Past 12 Months, MOE

TAC09100 - PROP FAMILIES W/ INCOME \$75,000+

Type	Numeric (Double)
TAC09100	Proportion Families with Incomes Greater Than \$75K Past 12 Months

TME09100 - PROP FAMILIES W/ INCOME \$75,000+, MOE

Type	Numeric (Double)
TME09100	Proportion Families with Incomes Greater Than \$75K Past 12 Months, MOE

TAC09101 - PER CAPITA INCOME

Type	Numeric (Double)
TAC09101	Per Capita Income Past 12 Months

TME09101 - PER CAPITA INCOME, MOE

Type	Numeric (Double)
TME09101	Per Capita Income Past 12 Months, MOE

TAC09102 - MEDIAN EARNINGS 16+

Type	Numeric (Double)
TAC09102	Median Earnings 16 Years and Over Past 12 Months

TME09102 - MEDIAN EARNINGS 16+, MOE

Type	Numeric (Double)
TME09102	Median Earnings 16 Years and Over Past 12 Months, MOE

TAC09103 - MEDIAN EARNINGS MALES 16+

Type	Numeric (Double)
TAC09103	Median Earnings Males 16 Years and Over Past 12 Months

TME09103 - MEDIAN EARNINGS MALES 16+, MOE

Type	Numeric (Double)
TME09103	Median Earnings Males 16 Years and Over Past 12 Months, MOE

TAC09104 - MEDIAN EARNINGS FEMALES 16+

Type	Numeric (Double)
TAC09104	Median Earnings Females 16 Years and Over Past 12 Months

 TME09104 - MEDIAN EARNINGS FEMALES 16+, MOE

Type	Numeric (Double)
TME09104	Median Earnings Females 16 Years and Over Past 12 Months, MOE

 TAC09105 - PROP PERSONS < POV LEVEL

Type	Numeric (Double)
TAC09105	Proportion Population Below the Poverty Level in Past 12 Months

 TME09105 - PROP PERSONS < POV LEVEL, MOE

Type	Numeric (Double)
TME09105	Proportion Population Below the Poverty Level in Past 12 Months, MOE

 TAC09106 - PROP FAMILIES < POV LEVEL

Type	Numeric (Double)
TAC09106	Proportion Families Below the Poverty Level in Past 12 Months

 TME09106 - PROP FAMILIES < POV LEVEL, MOE

Type	Numeric (Double)
TME09106	Proportion Families Below the Poverty Level in Past 12 Months, MOE

 TAC09107 - PROP HOUSEHOLDS < POV LEVEL

Type	Numeric (Double)
TAC09107	Proportion Households Below the Poverty Level in Past 12 Months

 TME09107 - PROP HOUSEHOLDS < POV LEVEL, MOE

Type	Numeric (Double)
TME09107	Proportion Households Below the Poverty Level in Past 12 Months, MOE

 TAC09108 - PROP SAME SEX UNMARRIED PARTNERS

Type	Numeric (Double)
TAC09108	Proportion Households Headed by Same Sex Unmarried Partners

 TME09108 - PROP SAME SEX UNMARRIED PARTNERS, MOE

Type	Numeric (Double)
TME09108	Proportion Households Headed by Same Sex Unmarried Partners, MOE

 TAC09109 - PROP OPPOSITE SEX UNMARRIED PARTNERS

Type	Numeric (Double)
TAC09109	Proportion Households Headed by Opposite Sex Unmarried Partners

 TME09109 - PROP OPP SEX UNMARRIED PARTNERS, MOE

Type	Numeric (Double)
TME09109	Proportion Households Headed by Opposite Sex Unmarried Partners, MOE

 TAC09110 - PROP MALES AGED 18-19 NEV MARRIED

Type	Numeric (Double)
TAC09110	Proportion Males Ages 18 and 19 Never Married

 TME09110 - PROP MALES AGED 18-19 NEV MARRIED, MOE

Type	Numeric (Double)
TME09110	Proportion Males Ages 18 and 19 Never Married, MOE

 TAC09111 - PROP MALES AGED 20-24 NEV MARRIED

Type	Numeric (Double)
TAC09111	Proportion Males Ages 20 to 24 Never Married

 TME09111 - PROP MALES AGED 20-24 NEV MARRIED, MOE

Type	Numeric (Double)
TME09111	Proportion Males Ages 20 to 24 Never Married, MOE

 TAC09112 - PROP FEMALES AGED 18-19 NEV MARRIED

Type	Numeric (Double)
TAC09112	Proportion Females Ages 18 and 19 Never Married

 TME09112 - PROP FEMALES AGED 18-19 NEV MARRIED, MOE

Type	Numeric (Double)
TME09112	Proportion Females Ages 18 and 19 Never Married, MOE

 TAC09113 - PROP FEMALES AGED 20-24 NEV MARRIED

Type	Numeric (Double)
TAC09113	Proportion Females Ages 20 to 24 Never Married

 TME09113 - PROP FEMALES AGED 20-24 NEV MARRIED, MOE

Type	Numeric (Double)
TME09113	Proportion Females Ages 20 to 24 Never Married, MOE

 TAC09114 - PROP HOUSING UNITS VACANT

Type	Numeric (Double)
TAC09114	Proportion Housing Units Vacant

 TME09114 - PROP HOUSING UNITS VACANT, MOE

Type	Numeric (Double)
TME09114	Proportion Housing Units Vacant, MOE

 TAC09115 - PROP OCC H UNITS THAT ARE OWNER-OCC


Type	Numeric (Double)
TAC09115	Proportion Occupied Units Owner Occupied

 TME09115 - PROP OCC UNITS THAT ARE OWNER-OCC, MOE

Type	Numeric (Double)
TME09115	Proportion Occupied Units Owner Occupied, MOE

 TAC09116 - AVERAGE HOUSEHOLD SIZE OF UNITS

Type	Numeric (Double)
TAC09116	Average Household Size Of Occupied Units

 TME09116 - AVERAGE HOUSEHOLD SIZE OF UNITS, MOE

Type	Numeric (Double)
TME09116	Average Household Size Of Occupied Units, MOE

 TAC09117 - MEDIAN YEAR HOUSING UNITS BUILT

Type	Numeric (Double)
TAC09117	Median Year Housing Units Structures Built

 TME09117 - MEDIAN YEAR HOUSING UNITS BUILT, MOE

Type	Numeric (Double)
TME09117	Median Year Housing Units Structures Built, MOE

 TAC09118 - MEDIAN YEAR MOVED INTO UNITS

Type	Numeric (Double)
TAC09118	Median Year Householders Moved Into Units

 TME09118 - MEDIAN YEAR MOVED INTO UNITS, MOE

Type	Numeric (Double)
TME09118	Median Year Householders Moved Into Units, MOE

TAC09119 - PROP OCC H UNITS W/O TELEPHONE

Type	Numeric (Double)
TAC09119	Proportion Occupied Units with No Telephone Service Available

TME09119 - PROP OCC UNITS W/O TELEPHONE, MOE

Type	Numeric (Double)
TME09119	Proportion Occupied Units with No Telephone Service Available, MOE

TAC09120 - PROP UNITS WITH NO VEHICLES

Type	Numeric (Double)
TAC09120	Proportion Occupied Units with No Vehicles Available

TME09120 - PROP UNITS WITH NO VEHICLES, MOE

Type	Numeric (Double)
TME09120	Proportion Occupied Units with No Vehicles Available, MOE

TAC09121 - PROP OCC H UNITS W/O COMPLETE PLUMBING

Type	Numeric (Double)
TAC09121	Proportion Units Lacking Complete Plumbing Facilities

TME09121 - PROP OCC UNITS W/O COMPL PLUMBING, MOE

Type	Numeric (Double)
TME09121	Proportion Units Lacking Complete Plumbing Facilities, MOE

TAC09122 - PROP H UNITS W/O COMPLETE KITCHEN FACIL

Type	Numeric (Double)
TAC09122	Proportion Units Lacking Complete Kitchen Facilities

TME09122 - PROP UNITS W/O COMPL KITCHEN FACIL, MOE

Type	Numeric (Double)
TME09122	Proportion Units Lacking Complete Kitchen Facilities, MOE

TAC09123 - MEDIAN CONTRACT RENT RENTER-OCC H UNITS

Type	Numeric (Double)
TAC09123	Median Contract Rent for Renter-Occupied Units Paying Cash Rent

 TME09123 - MEDIAN CONTRACT RENT RENTER-OCC, MOE

Type	Numeric (Double)
TME09123	Median Contract Rent for Renter-Occupied Units Paying Cash Rent, MOE

 TAC09124 - MEDIAN VALUE OF OWNER-OCC HOUSING UNITS

Type	Numeric (Double)
TAC09124	Median Value for Specified Owner-Occupied Units

 TME09124 - MEDIAN VALUE OF OWNER-OCC HOUSING, MOE

Type	Numeric (Double)
TME09124	Median Value for Specified Owner-Occupied Units, MOE

 TAC09125 - PROP 3+ ENROLLED IN PRE-ELEM AND ELEM

Type	Numeric (Double)
TAC09125	Proportion Population Enrolled in Pre-Elementary and Elementary Education

 TME09125 - PROP 3+ ENROLLED PRE-ELEM AND ELEM, MOE

Type	Numeric (Double)
TME09125	Proportion Population Enrolled in Pre-Elementary and Elementary Education, MOE

 TAC09126 - PROP 3+ ENROLLED IN MID OR HIGH SCHOOL

Type	Numeric (Double)
TAC09126	Proportion Population Enrolled in Mid or High School Education

 TME09126 - PROP 3+ ENROLLED MID/HIGH SCHOOL, MOE

Type	Numeric (Double)
TME09126	Proportion Population Enrolled in Mid or High School Education, MOE

 TAC09127 - PROP 3+ IN COLLEGE, GRAD, OR PROF ED

Type	Numeric (Double)
TAC09127	Proportion Population Enrolled in College, Graduate, or Professional Education

 TME09127 - PROP 3+ COLLEGE, GRAD, OR PROF ED, MOE

Type	Numeric (Double)
TME09127	Proportion Population Enrolled in College, Graduate, or Professional Education, MOE

 TAC09128 - PROP WORKERS 16+ USE CAR, TRUCK, OR VAN

Type	Numeric (Double)
TAC09128	Proportion Using Car, Truck, Or Van

 TME09128 - PROP WORKERS 16+ USE CAR TRUCK VAN, MOE

Type	Numeric (Double)
TME09128	Proportion Using Car, Truck, Or Van, MOE

 TAC09129 - PROP WORKERS 16+ USE PUBLIC TRANSPORT

Type	Numeric (Double)
TAC09129	Proportion Using Public Transportation (Excluding Taxicab)

 TME09129 - PROP WORKERS 16+ USE PUB TRANSPORT, MOE

Type	Numeric (Double)
TME09129	Proportion Using Public Transportation (Excluding Taxicab), MOE

 TAC09130 - PROP WORKERS 16+ USING BICYCLE

Type	Numeric (Double)
TAC09130	Proportion Bicycle

 TME09130 - PROP WORKERS 16+ USING BICYCLE, MOE

Type	Numeric (Double)
TME09130	Proportion Bicycle, MOE

 TAC09131 - PROP WORKERS 16+ WALKING

Type	Numeric (Double)
TAC09131	Proportion Walked

 TME09131 - PROP WORKERS 16+ WALKING, MOE

Type	Numeric (Double)
TME09131	Proportion Walked, MOE

 TAC09132 - PROP WORKERS 16+ USE TAXICAB, MOTORCYCLE

Type	Numeric (Double)
TAC09132	Proportion Using Taxicab, Motorcycle, or Other Means

 TME09132 - PROP WORKERS 16+ TAXI MOTORCYCLE, MOE

Type	Numeric (Double)
TME09132	Proportion Using Taxicab, Motorcycle, or Other Means, MOE

TCA90133 - MEAN COUNT OF DAYS WITH TEMP<=32F

Type	Numeric (Double)
TCA90133	Mean Number Of Days With Temperature < 32°F

TCA90134 - MEAN COUNT OF DAYS WITH TEMP>=90F

Type	Numeric (Double)
TCA90134	Mean Number Of Days With Temperature > 90°F

TCA90135 - MEAN DAILY MAXIMUM TEMPERATURE

Type	Numeric (Double)
TCA90135	Mean Maximum Daily Temperatures

TCA90136 - MEAN DAILY MINIMUM TEMPERATURE

Type	Numeric (Double)
TCA90136	Mean Minimum Daily Temperatures

TCA90137 - MEAN TOTAL PRECIPITATION

Type	Numeric (Double)
TCA90137	Mean Precipitation

TCA90138 - MEAN TOTAL SNOWFALL

Type	Numeric (Double)
TCA90138	Mean Snowfalls

TCA90139 - MEAN SUNSHINE TOTAL HOURS

Type	Numeric (Double)
TCA90139	Mean Sunshine Total Hours

TDM07140 - TOTAL LOCAL PARK AREA, 500M

Type	Numeric (Double)
TDM07140	Total Local Park Area Within 500m Buffers, Square Meters

TDM07141 - TOTAL LOCAL PARK AREA, 1KM

Type	Numeric (Double)
TDM07141	Total Local Park Area Within 1km Buffers, Square Meters

 TDM07142 - TOTAL MILES OF MAJOR ROADS

Type	Numeric (Double)
TDM07142	Total Meters Of Major Roads Within the Tract

 TDM07143 - COUNT OF SHOPPING CENTERS, 1 KM

Type	Numeric (Double)
TDM07143	Number of Shopping Center-Based 1 km Buffers Encompassing the Tract Area Centroid

 TDM07144 - COUNT OF SHOPPING CENTERS, 3 KM

Type	Numeric (Double)
TDM07144	Number of Shopping Center-Based 3 km Buffers Encompassing the Tract Area Centroid

 TDM07145 - COUNT OF SHOPPING CENTERS, 5 KM

Type	Numeric (Double)
TDM07145	Number of Shopping Center-Based 5 km Buffers Encompassing the Tract Area Centroid

 TDM07146 - COUNT OF COLLEGES, 1 KM

Type	Numeric (Double)
TDM07146	Number of Colleges-Based 1 km Buffers Encompassing the Tract Area Centroid

 TDM07147 - COUNT OF COLLEGES, 3 KM

Type	Numeric (Double)
TDM07147	Number of Colleges-Centered 3 km Buffers Encompassing the Tract Area Centroid

 TDM07148 - COUNT OF COLLEGES, 5 KM

Type	Numeric (Double)
TDM07148	Number of Colleges-Centered 5 km Buffers Encompassing the Tract Area Centroid

 TDM07149 - COUNT OF COLLEGES, EXCLUDING CC, 1 KM

Type	Numeric (Double)
TDM07149	Number of Colleges-Centered 1 km Buffers Encompassing the Tract Area Centroid (No Community College)

 TDM07150 - COUNT OF COLLEGES, EXCLUDING CC, 3 KM

Type	Numeric (Double)
TDM07150	Number of Colleges-Centered 3 km Buffers Encompassing the Tract Area Centroid (No Community College)

 TDM07151 - COUNT OF COLLEGES, EXCLUDING CC, 5 KM

Type	Numeric (Double)
TDM07151	Number of Colleges-Centered 5 km Buffers Encompassing the Tract Area Centroid (No Community College)

 TDM07152 - COUNT OF POINTS OF INTEREST, 1 KM

Type	Numeric (Double)
TDM07152	Number of Points of Interest-Centered 1 km Buffers Intersecting the Tract Area Centroid

 TDM07153 - COUNT OF POINTS OF INTEREST, 3 KM

Type	Numeric (Double)
TDM07153	Number of Points of Interest-Centered 3 km Buffers Intersecting the Tract Area Centroid

 TDM07154 - COUNT OF POINTS OF INTEREST, 5 KM

Type	Numeric (Double)
TDM07154	Number of Points of Interest-Centered 5 km Buffers Intersecting the Tract Area Centroid

 CDM07155 - COUNT OF GROUND TRANSPORT TERMINALS

Type	Numeric (Double)
CDM07155	Number of Ground Transportaion Terminals in the County

 TER00156 - RUCA CODE, 1-LEVEL, 2000

Type	Text
Constraints	Maximum Length: 2
TER00156	RUCA Primary Code 2000

 TER00157 - RUCA CODE, 2-LEVEL, 2000

Type	Text
Constraints	Maximum Length: 4

TER00157	RUCA Secondary Code 2000
----------	--------------------------



Type	Numeric (Double)
SIT07158	State Level Total Cigarette Tax per Pack in Cents



Type	Numeric (Double)
SIT07159	State Level Average Price per Pack in Cents



Type	Numeric (Double)
SIT06160	State Level Tobacco Control Funding per Capita (Average 3 Years) in Cents



Type	Numeric (Double)
CUC07161	Coverage Indicator, 2007



Type	Numeric (Double)
CUC07162	Adult Total Arrests per 100,000 Population, 2007



Type	Numeric (Double)
CUC07163	Adult Violent Arrests per 100,000 Population, 2007



Type	Numeric (Double)
CUC07164	Adult Property Arrests per 100,000 Population, 2007



Type	Numeric (Double)
CUC07165	Juvenile Total Arrests per 100,000 Population, 2007



Type	Numeric (Double)
CUC07166	Juvenile Violent Arrests per 100,000 Population, 2007

 CUC07167 - JUV PROPERTY CRIME ARRESTS PER 100,000

Type	Numeric (Double)
CUC07167	Juvenile Property Arrests per 100,000 Population, 2007

Logical Products

Data Layouts

 Wave IV Supplemental Tract-Level Contextual Data

Wave IV Supplemental Tract-Level Contextual Data

 MATCH4 - WAVE IV GEOCODE SOURCE

Type	Code
Measurement Unit	numeric
MATCH4	Wave IV Geocode Source
0	not matched
1	GPS point
2	street segment match based on the GDT batch geocoding process
3	ZIP code match

 MV_W1W4 - MOVE DISTANCE W1-W4

Type	Numeric (Double)
MV_W1W4	Move Distance W1-W4

 MV_W2W4 - MOVE DISTANCE W2-W4

Type	Numeric (Double)
MV_W2W4	Move Distance W2-W4

 MV_W3W4 - MOVE DISTANCE W3-W4

Type	Numeric (Double)
MV_W3W4	Move Distance W3-W4

 TAC09001 - POPULATION, TOTAL

Type	Numeric (Double)
TAC09001	Total Population

 TME09001 - POPULATION, TOTAL, MOE

Type	Numeric (Double)
TME09001	Total Population, MOE

 TAC09002 - DENSITY (PERSONS/SQ.KM.)

Type	Numeric (Double)
TAC09002	Density \square Persons per Square km

 TME09002 - DENSITY (PERSONS/SQ.KM.), MOE

Type	Numeric (Double)
TME09002	Density \square Persons per Square km, MOE

 TAC09003 - PROPORTION WHITE

Type	Numeric (Double)
TAC09003	Proportion White Alone

 TME09003 - PROP WHITE, MOE

Type	Numeric (Double)
TME09003	Proportion White Alone, MOE

 TAC09004 - PROPORTION BLACK

Type	Numeric (Double)
TAC09004	Proportion Black or African American Alone

 TME09004 - PROP BLACK, MOE

Type	Numeric (Double)
TME09004	Proportion Black or African American Alone, MOE

 TAC09005 - PROPORTION AMERICAN INDIAN/ALASKA NATIVE

Type	Numeric (Double)
TAC09005	Proportion American Indian and Alaska Native Alone

 TME09005 - PROP AMERICAN INDIAN/ALASKA NATIVE, MOE

Type	Numeric (Double)
TME09005	Proportion American Indian and Alaska Native Alone, MOE

 TAC09006 - PROPORTION ASIAN, PACIFIC ISLANDER ALONE

Type	Numeric (Double)
TAC09006	Proportion Asian Alone, Native Hawaiian and Other Pacific Islander, MOE

 TME09006 - PROP ASIAN, PACIFIC ISLANDER ALONE, MOE

Type	Numeric (Double)
TME09006	Proportion Asian Alone, Native Hawaiian and Other Pacific Islander

 TAC09007 - PROPORTION OTHER


Type	Numeric (Double)
TAC09007	Proportion Some Other Race Alone

 TME09007 - PROP OTHER, MOE

Type	Numeric (Double)
TME09007	Proportion Some Other Race Alone, MOE

 TAC09008 - PROPORTION 2 OR MORE RACES

Type	Numeric (Double)
TAC09008	Proportion Two or More Races

 TME09008 - PROP 2 OR MORE RACES, MOE

Type	Numeric (Double)
TME09008	Proportion Two or More Races, MOE

 TAC09009 - PROPORTION HISPANIC ORIGIN

Type	Numeric (Double)
TAC09009	Proportion Hispanic or Latino

 TME09009 - PROP HISPANIC ORIGIN, MOE

Type	Numeric (Double)
TME09009	Proportion Hispanic or Latino, MOE

 TAC09010 - PROPORTION HISPANIC, WHITE

Type	Numeric (Double)
TAC09010	Proportion Hispanic or Latino and White Alone

 TME09010 - PROP HISPANIC, WHITE , MOE

Type	Numeric (Double)
TME09010	Proportion Hispanic or Latino and White Alone, MOE

 TAC09011 - PROPORTION HISPANIC, BLACK

Type	Numeric (Double)
------	------------------

TAC09011	Proportion Hispanic or Latino and Black Alone
----------	---

 TME09011 - PROP HISPANIC, BLACK, MOE

Type	Numeric (Double)
TME09011	Proportion Hispanic or Latino and Black Alone, MOE

 TAC09012 - PROPORTION HISPANIC, AMERICAN INDIAN

Type	Numeric (Double)
TAC09012	Proportion Hispanic or Latino and American Indian or Alaska Native Alone

 TME09012 - PROP HISPANIC, AMERICAN INDIAN, MOE

Type	Numeric (Double)
TME09012	Proportion Hispanic or Latino and American Indian or Alaska Native Alone, MOE

 TAC09013 - PROPORTION HISPANIC, ASIAN/PACISL

Type	Numeric (Double)
TAC09013	Proportion Hispanic or Latino and Asian or Pacific Islander Alone

 TME09013 - PROP HISPANIC, ASIAN/PACISL, MOE

Type	Numeric (Double)
TME09013	Proportion Hispanic or Latino and Asian or Pacific Islander Alone, MOE

 TAC09014 - PROPORTION HISPANIC, OTHER RACE

Type	Numeric (Double)
TAC09014	Proportion Hispanic or Latino and Some Other Race Alone

 TME09014 - PROP HISPANIC, OTHER RACE, MOE

Type	Numeric (Double)
TME09014	Proportion Hispanic or Latino and Some Other Race Alone, MOE

 TAC09015 - PROPORTION HISPANIC, 2 OR MORE RACES


Type	Numeric (Double)
TAC09015	Proportion Hispanic or Latino and Two or More Races

 TME09015 - PROP HISPANIC, 2 OR MORE RACES, MOE

Type	Numeric (Double)
TME09015	Proportion Hispanic or Latino and Two or More Races, MOE

 TAC09016 - PROPORTION 0-4 YRS

Type	Numeric (Double)
TAC09016	Proportion 0 to 4 Years of Age

 TME09016 - PROP 0-4, MOE

Type	Numeric (Double)
TME09016	Proportion 0 to 4 Years of Age, MOE

 TAC09017 - PROPORTION 5-9 YRS

Type	Numeric (Double)
TAC09017	Proportion 5 to 9 Years of Age

 TME09017 - PROP 5-9, MOE

Type	Numeric (Double)
TME09017	Proportion 5 to 9 Years of Age, MOE

 TAC09018 - PROPORTION 10-14 YRS

Type	Numeric (Double)
TAC09018	Proportion 10 to 14 Years of Age

 TME09018 - PROP 10-14, MOE

Type	Numeric (Double)
TME09018	Proportion 10 to 14 Years of Age, MOE

 TAC09019 - PROPORTION 15-17 YRS

Type	Numeric (Double)
TAC09019	Proportion 15 to 17 Years of Age

 TME09019 - PROP 15-17, MOE

Type	Numeric (Double)
TME09019	Proportion 15 to 17 Years of Age, MOE


 TAC09020 - PROPORTION 18-24 YRS

Type	Numeric (Double)
TAC09020	Proportion 18 to 24 Years of Age


 TME09020 - PROP 18-24, MOE

Type	Numeric (Double)
------	------------------


TME09020	Proportion 18 to 24 Years of Age, MOE
----------	---------------------------------------

 TAC09021 - PROPORTION 65-74 YRS


Type	Numeric (Double)
TAC09021	Proportion 65 to 74 Years of Age

 TME09021 - PROP 65-74, MOE


Type	Numeric (Double)
TME09021	Proportion 65 to 74 Years of Age, MOE

 TAC09022 - PROPORTION 75+ YRS

Type	Numeric (Double)
TAC09022	Proportion 75 Years of Age and Older

 TME09022 - PROP 75+, MOE

Type	Numeric (Double)
TME09022	Proportion 75 Years of Age and Older, MOE

 TAC09023 - PROPORTION MALES, 18-24 YRS


Type	Numeric (Double)
TAC09023	Proportion Males Ages 18-24 All Races

 TME09023 - PROP MALES, 18-24, MOE


Type	Numeric (Double)
TME09023	Proportion Males Ages 18-24 All Races, MOE

 TAC09024 - PROPORTION FEMALES, 18-24 YRS

Type	Numeric (Double)
TAC09024	Proportion Females Ages 18-24 All Races

 TME09024 - PROPORTION FEMALES, 18-24, MOE

Type	Numeric (Double)
TME09024	Proportion Females Ages 18-24 All Races, MOE

 TAC09025 - PROP WHITE MALES, 18-24 YRS

Type	Numeric (Double)
TAC09025	Proportion Males Ages 18-24 White Alone

 TME09025 - PROP WHITE MALES, 18-24, MOE

Type	Numeric (Double)
TME09025	Proportion Males Ages 18-24 White Alone, MOE

 TAC09026 - PROP WHITE FEMALES, 18-24 YRS

Type	Numeric (Double)
TAC09026	Proportion Females Ages 18-24 White Alone

 TME09026 - PROP WHITE FEMALES, 18-24, MOE

Type	Numeric (Double)
TME09026	Proportion Females Ages 18-24 White Alone, MOE

 TAC09027 - PROP BLACK MALES, 18-24 YRS

Type	Numeric (Double)
TAC09027	Proportion Males Ages 18-24 Black or African American Alone

 TME09027 - PROP BLACK MALES, 18-24, MOE

Type	Numeric (Double)
TME09027	Proportion Males Ages 18-24 Black or African American Alone, MOE

 TAC09028 - PROP BLACK FEMALES, 18-24 YRS

Type	Numeric (Double)
TAC09028	Proportion Females Ages 18-24 Black or African American Alone

 TME09028 - PROP BLACK FEMALES, 18-24, MOE

Type	Numeric (Double)
TME09028	Proportion Females Ages 18-24 Black or African American Alone, MOE

 TAC09029 - PROP AMERICAN INDIAN MALES, 18-24 YRS

Type	Numeric (Double)
TAC09029	Proportion Males Ages 18-24 American Indian or Alaska Native Alone

 TME09029 - PROP AMERICAN INDIAN MALES, 18-24, MOE

Type	Numeric (Double)
TME09029	Proportion Males Ages 18-24 American Indian or Alaska Native Alone, MOE

 TAC09030 - PROP AMERICAN INDIAN FEMALES, 18-24 YRS

Type	Numeric (Double)
TAC09030	Proportion Females Ages 18-24 American Indian or Alaska Native Alone

 TME09030 - PROP AMERICAN INDIAN FEMALES, 18-24, MOE

Type	Numeric (Double)
TME09030	Proportion Females Ages 18-24 American Indian or Alaska Native, MOE

 TAC09031 - PROP ASIAN/PACISL MALES, 18-24 YRSA

Type	Numeric (Double)
TAC09031	Proportion Males Ages 18-24 Asian or Pacific Islander Alone

 TME09031 - PROP ASIAN/PACISL MALES, 18-24, MOE

Type	Numeric (Double)
TME09031	Proportion Males Ages 18-24 Asian or Pacific Islander Alone, MOE

 TAC09032 - PROP ASIAN/PACISL FEMALES, 18-24 YRS

Type	Numeric (Double)
TAC09032	Proportion Females Ages 18-24 Asian or Pacific Islander Alone

 TME09032 - PROP ASIAN/PACISL FEMALES, 18-24, MOE

Type	Numeric (Double)
TME09032	Proportion Females Ages 18-24 Asian or Pacific Islander Alone, MOE

 TAC09033 - PROP OTHER MALES, 18-24 YRS

Type	Numeric (Double)
TAC09033	Proportion Males Ages 18-24 Some Other Race Alone

 TME09033 - PROP OTHER MALES, 18-24, MOE

Type	Numeric (Double)
TME09033	Proportion Males Ages 18-24 Some Other Race Alone, MOE

 TAC09034 - PROP OTHER FEMALES, 18-24 YRS

Type	Numeric (Double)
TAC09034	Proportion Females Ages 18-24 Some Other Race Alone

 TME09034 - PROP OTHER FEMALES, 18-24, MOE

Type	Numeric (Double)
TME09034	Proportion Females Ages 18-24 Some Other Race Alone, MOE

 TAC09035 - PROP 2-MORE RACES MALES, 18-24 YRS

Type	Numeric (Double)
------	------------------

TAC09035	Proportion Males Ages 18-24 Two or More Races
----------	---

 TME09035 - PROP 2-MORE RACES MALES, 18-24, MOE

Type	Numeric (Double)
TME09035	Proportion Males Ages 18-24 Two or More Races, MOE

 TAC09036 - PROP 2-MORE RACES FEMALES, 18-24 YRS

Type	Numeric (Double)
TAC09036	Proportion Females Ages 18-24 Two or More Races

 TME09036 - PROP 2-MORE RACES FEMALES, 18-24, MOE

Type	Numeric (Double)
TME09036	Proportion Females Ages 18-24 Two or More Races, MOE

 TAC09037 - PROP HISPANIC MALES, 18-24 YRS

Type	Numeric (Double)
TAC09037	Proportion Males Ages 18-24 Hispanic or Latino

 TME09037 - PROP HISPANIC MALES, 18-24, MOE

Type	Numeric (Double)
TME09037	Proportion Males Ages 18-24 Hispanic or Latino, MOE

 TAC09038 - PROP HISPANIC FEMALES, 18-24 YRS

Type	Numeric (Double)
TAC09038	Proportion Females Ages 18-24 Hispanic or Latino

 TME09038 - PROP HISPANIC FEMALES, 18-24, MOE

Type	Numeric (Double)
TME09038	Proportion Females Ages 18-24 Hispanic or Latino, MOE

 TAC09039 - PROP NOT HISPANIC WHITE MALES 18-24

Type	Numeric (Double)
TAC09039	Proportion Males Ages 18-24 White Alone Non-Hispanic or Latino

 TME09039 - PROP NOT HISP WHITE MALES 18-24, MOE

Type	Numeric (Double)
TME09039	Proportion Males Ages 18-24 White Alone Non-Hispanic or Latino, MOE

 TAC09040 - PROP NOT HISPANIC WHITE FEMALES 18-24

Type	Numeric (Double)
TAC09040	Proportion Females Ages 18-24 White Alone Non-Hispanic or Latino

 TME09040 - PROP NOT HISP WHITE FEMALES 18-24, MOE

Type	Numeric (Double)
TME09040	Proportion Females Ages 18-24 White Alone Non-Hispanic or Latino, MOE

 TAC09041 - PROP HHS - MARR-CPL FAM W/CHLD

Type	Numeric (Double)
TAC09041	Proportion Occupied Housing Units Married-Couple Family with Own Children Under 18

 TME09041 - PROP HHS - MARR-CPL FAM W/CHLD, MOE

Type	Numeric (Double)
TME09041	Proportion Occupied Housing Units Married-Couple Family with Own Children Under 18, MOE

 TAC09042 - PROP HH, FEM HOUSEHOLDER W/ CHILD

Type	Numeric (Double)
TAC09042	Proportion Occupied Housing Units Female Householder with Own Children Under 18

 TME09042 - PROP HH, FEM HOUSEHOLDER W/ CHILD, MOE

Type	Numeric (Double)
TME09042	Proportion Occupied Housing Units Female Householder with Own Children Under 18, MOE

 TAC09043 - PROP HH, MALE HOUSEHOLDER W/ CHILD

Type	Numeric (Double)
TAC09043	Proportion Occupied Housing Units Male Householder with Own Children Under 18

 TME09043 - PROP HH, MALE HOUSEHOLDER W/ CHILD, MOE

Type	Numeric (Double)
TME09043	Proportion Occupied Housing Units Male Householder with Own Children Under 18, MOE

 TAC09044 - PROP HHS NON-FAMILY HHS

Type	Numeric (Double)
------	------------------

TAC09044	Proportion Occupied Housing Units Nonfamily
----------	---

 TME09044 - PROP HHS NON-FAMILY HHS, MOE

Type	Numeric (Double)
TME09044	Proportion Occupied Housing Units Nonfamily, MOE

 TAC09045 - PROP FAMILIES, W/ CHILD FEM HH NO HUSB

Type	Numeric (Double)
TAC09045	Proportion Families with Own Children Headed by Female Householder

 TME09045 - PROP FAM, W/ CHILD FEM HH NO HUSB, MOE

Type	Numeric (Double)
TME09045	Proportion Families with Own Children Headed by Female Householder, MOE

 TAC09046 - PROP FAMILIES, W/ CHILD MALE HH NO WIFE

Type	Numeric (Double)
TAC09046	Proportion Families with Own Children Headed by Male Householder

 TME09046 - PROP FAM, W/ CHILD MALE HH NO WIFE, MOE

Type	Numeric (Double)
TME09046	Proportion Families with Own Children Headed by Male Householder, MOE

 TAC09047 - PROP SEP OR DIV'D

Type	Numeric (Double)
TAC09047	Proportion of Population 15 Years and Over Divorced or Separated

 TME09047 - PROP SEP OR DIV'D, MOE

Type	Numeric (Double)
TME09047	Proportion of Population 15 Years and Over Divorced or Separated, MOE

 TAC09048 - PROP HHS LINGUISTICALLY ISOLATED

Type	Numeric (Double)
TAC09048	Proportion Households Linguistically Isolated

 TME09048 - PROP HHS LINGUISTICALLY ISOLATED, MOE

Type	Numeric (Double)
TME09048	Proportion Households Linguistically Isolated, MOE

 TAC09049 - PROP FOREIGN BORN

Type	Numeric (Double)
TAC09049	Proportion Foreign Born

 TME09049 - PROP FOREIGN BORN, MOE

Type	Numeric (Double)
TME09049	Proportion Foreign Born, MOE

 TAC09050 - PROP AGED 25+ W/O HS DIPLOMA

Type	Numeric (Double)
TAC09050	Proportion 25 Years and Over with Less Than High School Diploma

 TME09050 - PROP AGED 25+ W/O HS DIPLOMA, MOE

Type	Numeric (Double)
TME09050	Proportion 25 Years and Over with Less Than High School Diploma, MOE

 TAC09051 - PROP AGED 25+ W/ COLLEGE DEGREE +

Type	Numeric (Double)
TAC09051	Proportion 25 Years and Over with Bachelor's Degree or More

 TME09051 - PROP AGED 25+ W/ COLLEGE DEGREE +, MOE

Type	Numeric (Double)
TME09051	Proportion 25 Years and Over with Bachelor's Degree or More, MOE

 TAC09052 - UNEMPLOYMENT RATE-TOTAL

Type	Numeric (Double)
TAC09052	Unemployment Rate All Persons 16 Years and Over

 TME09052 - UNEMPLOYMENT RATE - TOTAL, MOE

Type	Numeric (Double)
TME09052	Unemployment Rate All Persons 16 Years and Over, MOE

 TAC09053 - UNEMPLOYMENT RATE-MALES

Type	Numeric (Double)
TAC09053	Unemployment Rate Males 16 Years and Over

 TME09053 - UNEMPLOYMENT RATE - MALES, MOE

Type	Numeric (Double)
TME09053	Unemployment Rate Males 16 Years and Over, MOE

 TAC09054 - UNEMPLOYMENT RATE-FEMALES

Type	Numeric (Double)
TAC09054	Unemployment Rate Females 16 Years and Over

 TME09054 - UNEMPLOYMENT RATE - FEMALES, MOE

Type	Numeric (Double)
TME09054	Unemployment Rate Females 16 Years and Over, MOE

 TAC09055 - LABOR FORCE PART RATE MALES

Type	Numeric (Double)
TAC09055	Labor Force Participation Rate Males 16 Years and Over

 TME09055 - LABOR FORCE PART RATE MALES, MOE

Type	Numeric (Double)
TME09055	Labor Force Participation Rate Males 16 Years and Over, MOE

 TAC09056 - LABOR FORCE PART RATE FEMALES

Type	Numeric (Double)
TAC09056	Labor Force Participation Rate Females 16 Years and Over

 TME09056 - LABOR FORCE PART RATE FEMALES, MOE

Type	Numeric (Double)
TME09056	Labor Force Participation Rate Females 16 Years and Over, MOE

 TAC09057 - PROP 0-5 W/ PARENTS IN LABOR FORCE

Type	Numeric (Double)
TAC09057	Among Children Under 6 Living with Two Paretns, Proportion with Both Parents in the Labor Force

 TME09057 - PROP 0-5 W/ PARENTS IN LABOR FORCE, MOE

Type	Numeric (Double)
TME09057	Among Children Under 6 Living with Two Paretns, Proportion with Both Parents in the Labor Force, MOE

 TAC09058 - PROP 6-17 W/ PARENTS IN LABOR FORCE

Type	Numeric (Double)
TAC09058	Among Children 6 to 17 Living with Two Paretns, Proportion with Both Parents in the Labor Force

 TME09058 - PROP 6-17 W/ PARENTS IN LABOR FORCE, MOE

Type	Numeric (Double)
TME09058	Among Children 6 to 17 Living with Two Parents, Proportion with Both Parents in the Labor Force, MOE

 TAC09059 - UNEMPLOYMENT RATE-WHITE MALES

Type	Numeric (Double)
TAC09059	Proportion White Alone Males 16 Years and Over Unemployed

 TME09059 - UNEMP RATE-WHITE MALES, MOE

Type	Numeric (Double)
TME09059	Proportion White Alone Males 16 Years and Over Unemployed, MOE

 TAC09060 - UNEMPLOYMENT RATE-WHITE FEMALES

Type	Numeric (Double)
TAC09060	Proportion White Alone Females 16 Years and Over Unemployed

 TME09060 - UNEMP RATE-WHITE FEMALES, MOE

Type	Numeric (Double)
TME09060	Proportion White Alone Females 16 Years and Over Unemployed, MOE

 TAC09061 - UNEMPLOYMENT RATE-WHITE MALES

Type	Numeric (Double)
TAC09061	Proportion Black or African American Alone Males 16 Years and Over Unemployed

 TME09061 - UNEMP RATE-WHITE MALES, MOE

Type	Numeric (Double)
TME09061	Proportion Black or African American Alone Males 16 Years and Over Unemployed, MOE

 TAC09062 - UNEMPLOYMENT RATE-WHITE FEMALES

Type	Numeric (Double)
TAC09062	Proportion Black or African American Alone Females 16 Years and Over Unemployed

 TME09062 - UNEMP RATE-WHITE FEMALES, MOE

Type	Numeric (Double)
------	------------------

TME09062	Proportion Black or African American Alone Females 16 Years and Over Unemployed, MOE
----------	--

 TAC09063 - UNEMPLOYMENT RATE-AM INDIAN MALES

Type	Numeric (Double)
TAC09063	Proportion American Indian or Alaska Native Alone Males 16 Years and Over Unemployed

 TME09063 - UNEMP RATE-AM INDIAN MALES, MOE

Type	Numeric (Double)
TME09063	Proportion American Indian or Alaska Native Alone Males 16 Years and Over Unemployed, MOE

 TAC09064 - UNEMPLOYMENT RATE-AM INDIAN FEMALES

Type	Numeric (Double)
TAC09064	Proportion American Indian or Alaska Native Alone Females 16 Years and Over Unemployed

 TME09064 - UNEMP RATE-AM INDIAN FEMALES, MOE

Type	Numeric (Double)
TME09064	Proportion American Indian or Alaska Native Alone Females 16 Years and Over Unemployed, MOE

 TAC09065 - UNEMPLOYMENT RATE-ASIAN/PAC ISL MALES

Type	Numeric (Double)
TAC09065	Proportion Asian or Pacific Islander Alone Males 16 Years and Over Unemployed

 TME09065 - UNEMP RATE-ASIAN/PAC ISL MALES, MOE

Type	Numeric (Double)
TME09065	Proportion Asian or Pacific Islander Alone Males 16 Years and Over Unemployed, MOE

 TAC09066 - UNEMPLOYMENT RATE-ASIAN/PAC ISL FEMALES

Type	Numeric (Double)
TAC09066	Proportion Asian or Pacific Islander Alone Females 16 Years and Over Unemployed

 TME09066 - UNEMP RATE-ASIAN/PAC ISL FEMALES, MOE

Type	Numeric (Double)
------	------------------

TME09066	Proportion Asian or Pacific Islander Alone Females 16 Years and Over Unemployed, MOE
----------	--

 TAC09067 - UNEMPLOYMENT RATE-OTHER MALES

Type	Numeric (Double)
TAC09067	Proportion Some Other Race Alone Males 16 Years and Over Unemployed

 TME09067 - UNEMP RATE-OTHER MALES, MOE

Type	Numeric (Double)
TME09067	Proportion Some Other Race Alone Males 16 Years and Over Unemployed, MOE

 TAC09068 - UNEMPLOYMENT RATE-OTHER FEMALES

Type	Numeric (Double)
TAC09068	Proportion Some Other Race Alone Females 16 Years and Over Unemployed

 TME09068 - UNEMP RATE-OTHER FEMALES, MOE

Type	Numeric (Double)
TME09068	Proportion Some Other Race Alone Females 16 Years and Over Unemployed, MOE

 TAC09069 - UNEMPLOYMENT RATE-2-MORE RACES MALES


Type	Numeric (Double)
TAC09069	Proportion Two or More Races Males 16 Years and Over Unemployed

 TME09069 - UNEMP RATE-2-MORE RACES MALES, MOE

Type	Numeric (Double)
TME09069	Proportion Two or More Races Males 16 Years and Over Unemployed, MOE

 TAC09070 - UNEMPLOYMENT RATE-2-MORE RACES FEMALES

Type	Numeric (Double)
TAC09070	Proportion Two or More Races Females 16 Years and Over Unemployed

 TME09070 - UNEMP RATE-2-MORE RACES FEMALES, MOE

Type	Numeric (Double)
TME09070	Proportion Two or More Races Females 16 Years and Over Unemployed, MOE

 TAC09071 - UNEMPLOYMENT RATE-HISPANIC MALES

Type	Numeric (Double)
------	------------------

TAC09071	Proportion Hispanic or Latino Males 16 Years and Over Unemployed
----------	--

 TME09071 - UNEMP RATE-HISPANIC MALES, MOE

Type	Numeric (Double)
TME09071	Proportion Hispanic or Latino Males 16 Years and Over Unemployed, MOE

 TAC09072 - UNEMPLOYMENT RATE-HISPANIC FEMALES

Type	Numeric (Double)
TAC09072	Proportion Hispanic or Latino Females 16 Years and Over Unemployed

 TME09072 - UNEMP RATE-HISPANIC FEMALES, MOE

Type	Numeric (Double)
TME09072	Proportion Hispanic or Latino Females 16 Years and Over Unemployed, MOE

 TAC09073 - UNEMPLOYMENT RATE-WHITE MALES NOT HISP

Type	Numeric (Double)
TAC09073	Proportion White Alone not Hispanic or Latino Males 16 Years and Over Unemployed

 TME09073 - UNEMP RATE-WHITE MALES NOT HISP, MOE

Type	Numeric (Double)
TME09073	Proportion White Alone not Hispanic or Latino Males 16 Years and Over Unemployed, MOE

 TAC09074 - UNEMPLOYMENT RATE-WHITE FEMALES NOT HISP

Type	Numeric (Double)
TAC09074	Proportion White Alone not Hispanic or Latino Females 16 Years and Over Unemployed

 TME09074 - UNEMP RATE-WHITE FEMALES NOT HISP, MOE

Type	Numeric (Double)
TME09074	Proportion White Alone not Hispanic or Latino Females 16 Years and Over Unemployed, MOE

 TAC09075 - PROP EMPL IN AG/FORESTRY/HUNTING/MINING

Type	Numeric (Double)
TAC09075	Proportion of Employed 16 years and Over in Agriculture, Forestry, Fishing, Hunting, and Mining

 TME09075 - PROP IN AG/FORESTRY/HUNTING/MINING, MOE

Type	Numeric (Double)
TME09075	Proportion of Employed 16 years and Over in Agriculture, Forestry, Fishing, Hunting, and Mining, MOE

 TAC09076 - PROP EMPL IN CONSTRUCTION

Type	Numeric (Double)
TAC09076	Proportion of Employed 16 years and Over in Construction

 TME09076 - PROP IN CONSTRUCTION, MOE

Type	Numeric (Double)
TME09076	Proportion of Employed 16 years and Over in Construction, MOE

 TAC09077 - PROP EMPL IN MANUFACTURING

Type	Numeric (Double)
TAC09077	Proportion of Employed 16 years and Over in Manufacturing

 TME09077 - PROP IN MANUFACTURING, MOE

Type	Numeric (Double)
TME09077	Proportion of Employed 16 years and Over in Manufacturing, MOE

 TAC09078 - PROP EMPL IN WHOLESALE TRADE

Type	Numeric (Double)
TAC09078	Proportion of Employed 16 years and Over in Wholesale Trade

 TME09078 - PROP IN WHOLESALE TRADE, MOE

Type	Numeric (Double)
TME09078	Proportion of Employed 16 years and Over in Wholesale Trade, MOE

 TAC09079 - PROP EMPL IN RETAIL TRADE

Type	Numeric (Double)
TAC09079	Proportion of Employed 16 years and Over in Retail Trade

 TME09079 - PROP IN RETAIL TRADE, MOE

Type	Numeric (Double)
TME09079	Proportion of Employed 16 years and Over in Retail Trade, MOE

 TAC09080 - PROP TRANSPORT, WAREHOUSING, UTILS

Type	Numeric (Double)
TAC09080	Proportion of Employed 16 years and Over in Transportation, Warehousing, and Utilities

 TME09080 - PROP TRANSPORT, WAREHOUSING, UTILS, MOE

Type	Numeric (Double)
TME09080	Proportion of Employed 16 years and Over in Transportation, Warehousing, and Utilities, MOE

 TAC09081 - PROP INFORMATION

Type	Numeric (Double)
TAC09081	Proportion of Employed 16 years and Over in Information

 TME09081 - PROP INFORMATION, MOE

Type	Numeric (Double)
TME09081	Proportion of Employed 16 years and Over in Information, MOE

 TAC09082 - PROP EMPL IN FINANCE/INSUR/REAL ESTATE

Type	Numeric (Double)
TAC09082	Proportion of Employed 16 years and Over in Finance, Insurance, and Real Estate

 TME09082 - PROP IN FINANCE/INSUR/REAL ESTATE, MOE

Type	Numeric (Double)
TME09082	Proportion of Employed 16 years and Over in Finance, Insurance, and Real Estate, MOE

 TAC09083 - PROP PROF, SCI, MGMT, ADMIN, WASTE

Type	Numeric (Double)
TAC09083	Proportion of Employed 16 years and Over in Professional, Scientific, Management, Administrative, and Waste Management Services

 TME09083 - PROP PROF, SCI, MGMT, ADMIN, WASTE, MOE

Type	Numeric (Double)
TME09083	Proportion of Employed 16 years and Over in Professional, Scientific, Management, Administrative, and Waste Management Services, MOE

 TAC09084 - PROP EDUCATIONAL, HEALTH & SOCIAL SVCS

Type	Numeric (Double)
------	------------------

TAC09084	Proportion of Employed 16 years and Over in Educational, Health, and Social Services
----------	--

 TME09084 - PROP EDUC, HEALTH & SOCIAL SVCS, MOE

Type	Numeric (Double)
TME09084	Proportion of Employed 16 years and Over in Educational, Health, and Social Services, MOE

 TAC09085 - PROP ARTS, ENTERTAINMENT, FOOD SVCS

Type	Numeric (Double)
TAC09085	Proportion of Employed 16 years and Over in Arts, Entertainment, Recreation, and Food Services

 TME09085 - PROP ARTS, ENTERTAINMENT, FOOD SVCS, MOE

Type	Numeric (Double)
TME09085	Proportion of Employed 16 years and Over in Arts, Entertainment, Recreation, and Food Services, MOE

 TAC09086 - PROP OTHER SERVICES

Type	Numeric (Double)
TAC09086	Proportion of Employed 16 years and Over in Other Services (Does Not Include Public Administration)

 TME09086 - PROP OTHER SERVICES, MOE

Type	Numeric (Double)
TME09086	Proportion of Employed 16 years and Over in Other Services (Does Not Include Public Administration), MOE

 TAC09087 - PROP EMPL IN PUBLIC ADMIN

Type	Numeric (Double)
TAC09087	Proportion of Employed 16 years and Over in Public Administration

 TME09087 - PROP IN PUBLIC ADMIN, MOE

Type	Numeric (Double)
TME09087	Proportion of Employed 16 years and Over in Public Administration, MOE

 TAC09088 - PROP IN MANAGEMENT, PROF, & RELATED OCCS

Type	Numeric (Double)
TAC09088	Proportion of Employed 16 years and Over in Management, Professional, and Related Occupations

 TME09088 - PROP IN MNGT, PROF, & RELATED OCCS, MOE

Type	Numeric (Double)
TME09088	Proportion of Employed 16 years and Over in Management, Professional, and Related Occupations, MOE

 TAC09089 - PROP EMPL IN SERVICE OCCS

Type	Numeric (Double)
TAC09089	Proportion of Employed 16 years and Over in Service Occupations

 TME09089 - PROP IN SERVICE OCCS, MOE

Type	Numeric (Double)
TME09089	Proportion of Employed 16 years and Over in Service Occupations, MOE

 TAC09090 - PROP SALES AND OFFICE

Type	Numeric (Double)
TAC09090	Proportion of Employed 16 years and Over in Sales and Office Occupations

 TME09090 - PROP SALES AND OFFICE, MOE

Type	Numeric (Double)
TME09090	Proportion of Employed 16 years and Over in Sales and Office Occupations, MOE

 TAC09091 - PROP EMPL IN FARM/FORSTRY/FISHING OCCS

Type	Numeric (Double)
TAC09091	Proportion of Employed 16 years and Over in Farming, Fishing, and Forestry Occupations

 TME09091 - PROP IN FARM/FORSTRY/FISHING OCCS, MOE

Type	Numeric (Double)
TME09091	Proportion of Employed 16 years and Over in Farming, Fishing, and Forestry Occupations, MOE

 TAC09092 - PROP CONSTRUCTION, EXTRACT, MAINT

Type	Numeric (Double)
TAC09092	Proportion of Employed 16 years and Over in Construction, Extraction, and Maintenance Occupations

 TME09092 - PROP CONSTRUCTION, EXTRACT, MAINT, MOE

Type	Numeric (Double)
------	------------------

TME09092	Proportion of Employed 16 years and Over in Construction, Extraction, and Maintenance Occupations, MOE
----------	--

 TAC09093 - PROP PRODUCTION, TRANSPORTATION

Type	Numeric (Double)
TAC09093	Proportion of Employed 16 years and Over in Production, Transportation, and Material Moving Occupations

 TME09093 - PROP PRODUCTION, TRANSPORTATION, MOE

Type	Numeric (Double)
TME09093	Proportion of Employed 16 years and Over in Production, Transportation, and Material Moving Occupations, MOE

 TAC09094 - MEDIAN HOUSEHOLD INCOME

Type	Numeric (Double)
TAC09094	Median Household Income Past 12 Months

 TME09094 - MEDIAN HOUSEHOLD INCOME, MOE

Type	Numeric (Double)
TME09094	Median Household Income Past 12 Months, MOE

 TAC09095 - PROP HHS W/ PUBLIC ASSIST INCOME

Type	Numeric (Double)
TAC09095	Proportion Households Receiving Public Assist Income Past 12 Months

 TME09095 - PROP HHS W/ PUBLIC ASSIST INCOME, MOE

Type	Numeric (Double)
TME09095	Proportion Households Receiving Public Assist Income Past 12 Months, MOE

 TAC09096 - MEDIAN FAMILY INCOME

Type	Numeric (Double)
TAC09096	Median Family Income Past 12 Months

 TME09096 - MEDIAN FAMILY INCOME, MOE

Type	Numeric (Double)
TME09096	Median Family Income Past 12 Months, MOE

 TAC09097 - PROP FAMILIES W/ INCOME < \$15,000

Type	Numeric (Double)
------	------------------

TAC09097	Proportion Families with Incomes Less Than \$15K Past 12 Months
----------	---

 TME09097 - PROP FAMILIES W/ INCOME < \$15,000, MOE

Type	Numeric (Double)
TME09097	Proportion Families with Incomes Less Than \$15K Past 12 Months, MOE

 TAC09098 - PROP FAMILIES W/ INCOME < \$25,000

Type	Numeric (Double)
TAC09098	Proportion Families with Incomes Less Than \$25K Past 12 Months

 TME09098 - PROP FAMILIES W/ INCOME < \$25,000, MOE

Type	Numeric (Double)
TME09098	Proportion Families with Incomes Less Than \$25K Past 12 Months, MOE

 TAC09099 - PROP FAMILIES W/ INCOME \$50,000+

Type	Numeric (Double)
TAC09099	Proportion Families with Incomes Greater Than \$50K Past 12 Months

 TME09099 - PROP FAMILIES W/ INCOME \$50,000+, MOE

Type	Numeric (Double)
TME09099	Proportion Families with Incomes Greater Than \$50K Past 12 Months, MOE

 TAC09100 - PROP FAMILIES W/ INCOME \$75,000+

Type	Numeric (Double)
TAC09100	Proportion Families with Incomes Greater Than \$75K Past 12 Months

 TME09100 - PROP FAMILIES W/ INCOME \$75,000+, MOE

Type	Numeric (Double)
TME09100	Proportion Families with Incomes Greater Than \$75K Past 12 Months, MOE

 TAC09101 - PER CAPITA INCOME

Type	Numeric (Double)
TAC09101	Per Capita Income Past 12 Months

 TME09101 - PER CAPITA INCOME, MOE

Type	Numeric (Double)
TME09101	Per Capita Income Past 12 Months, MOE

 TAC09102 - MEDIAN EARNINGS 16+

Type	Numeric (Double)
TAC09102	Median Earnings 16 Years and Over Past 12 Months

 TME09102 - MEDIAN EARNINGS 16+, MOE

Type	Numeric (Double)
TME09102	Median Earnings 16 Years and Over Past 12 Months, MOE

 TAC09103 - MEDIAN EARNINGS MALES 16+

Type	Numeric (Double)
TAC09103	Median Earnings Males 16 Years and Over Past 12 Months

 TME09103 - MEDIAN EARNINGS MALES 16+, MOE

Type	Numeric (Double)
TME09103	Median Earnings Males 16 Years and Over Past 12 Months, MOE

 TAC09104 - MEDIAN EARNINGS FEMALES 16+

Type	Numeric (Double)
TAC09104	Median Earnings Females 16 Years and Over Past 12 Months

 TME09104 - MEDIAN EARNINGS FEMALES 16+, MOE

Type	Numeric (Double)
TME09104	Median Earnings Females 16 Years and Over Past 12 Months, MOE

 TAC09105 - PROP PERSONS < POV LEVEL

Type	Numeric (Double)
TAC09105	Proportion Population Below the Poverty Level in Past 12 Months

 TME09105 - PROP PERSONS < POV LEVEL, MOE

Type	Numeric (Double)
TME09105	Proportion Population Below the Poverty Level in Past 12 Months, MOE

 TAC09106 - PROP FAMILIES < POV LEVEL

Type	Numeric (Double)
TAC09106	Proportion Families Below the Poverty Level in Past 12 Months

 TME09106 - PROP FAMILIES < POV LEVEL, MOE

Type	Numeric (Double)
TME09106	Proportion Families Below the Poverty Level in Past 12 Months, MOE

 TAC09107 - PROP HOUSEHOLDS < POV LEVEL

Type	Numeric (Double)
TAC09107	Proportion Households Below the Poverty Level in Past 12 Months

 TME09107 - PROP HOUSEHOLDS < POV LEVEL, MOE

Type	Numeric (Double)
TME09107	Proportion Households Below the Poverty Level in Past 12 Months, MOE

 TAC09108 - PROP SAME SEX UNMARRIED PARTNERS

Type	Numeric (Double)
TAC09108	Proportion Households Headed by Same Sex Unmarried Partners

 TME09108 - PROP SAME SEX UNMARRIED PARTNERS, MOE

Type	Numeric (Double)
TME09108	Proportion Households Headed by Same Sex Unmarried Partners, MOE

 TAC09109 - PROP OPPOSITE SEX UNMARRIED PARTNERS

Type	Numeric (Double)
TAC09109	Proportion Households Headed by Opposite Sex Unmarried Partners

 TME09109 - PROP OPP SEX UNMARRIED PARTNERS, MOE

Type	Numeric (Double)
TME09109	Proportion Households Headed by Opposite Sex Unmarried Partners, MOE

 TAC09110 - PROP MALES AGED 18-19 NEV MARRIED

Type	Numeric (Double)
TAC09110	Proportion Males Ages 18 and 19 Never Married

 TME09110 - PROP MALES AGED 18-19 NEV MARRIED, MOE

Type	Numeric (Double)
TME09110	Proportion Males Ages 18 and 19 Never Married, MOE

 TAC09111 - PROP MALES AGED 20-24 NEV MARRIED

Type	Numeric (Double)
TAC09111	Proportion Males Ages 20 to 24 Never Married

 TME09111 - PROP MALES AGED 20-24 NEV MARRIED, MOE

Type	Numeric (Double)
------	------------------

TME09111	Proportion Males Ages 20 to 24 Never Married, MOE
----------	---

 TAC09112 - PROP FEMALES AGED 18-19 NEV MARRIED

Type	Numeric (Double)
TAC09112	Proportion Females Ages 18 and 19 Never Married

 TME09112 - PROP FEMALES AGED 18-19 NEV MARRIED, MOE

Type	Numeric (Double)
TME09112	Proportion Females Ages 18 and 19 Never Married, MOE

 TAC09113 - PROP FEMALES AGED 20-24 NEV MARRIED

Type	Numeric (Double)
TAC09113	Proportion Females Ages 20 to 24 Never Married

 TME09113 - PROP FEMALES AGED 20-24 NEV MARRIED, MOE

Type	Numeric (Double)
TME09113	Proportion Females Ages 20 to 24 Never Married, MOE

 TAC09114 - PROP HOUSING UNITS VACANT

Type	Numeric (Double)
TAC09114	Proportion Housing Units Vacant

 TME09114 - PROP HOUSING UNITS VACANT, MOE

Type	Numeric (Double)
TME09114	Proportion Housing Units Vacant, MOE

 TAC09115 - PROP OCC H UNITS THAT ARE OWNER-OCC

Type	Numeric (Double)
TAC09115	Proportion Occupied Units Owner Occupied

 TME09115 - PROP OCC UNITS THAT ARE OWNER-OCC, MOE

Type	Numeric (Double)
TME09115	Proportion Occupied Units Owner Occupied, MOE

 TAC09116 - AVERAGE HOUSEHOLD SIZE OF UNITS

Type	Numeric (Double)
TAC09116	Average Household Size Of Occupied Units

 TME09116 - AVERAGE HOUSEHOLD SIZE OF UNITS, MOE

Type	Numeric (Double)
TME09116	Average Household Size Of Occupied Units, MOE

 TAC09117 - MEDIAN YEAR HOUSING UNITS BUILT

Type	Numeric (Double)
TAC09117	Median Year Housing Units Structures Built

 TME09117 - MEDIAN YEAR HOUSING UNITS BUILT, MOE

Type	Numeric (Double)
TME09117	Median Year Housing Units Structures Built, MOE

 TAC09118 - MEDIAN YEAR MOVED INTO UNITS

Type	Numeric (Double)
TAC09118	Median Year Householders Moved Into Units

 TME09118 - MEDIAN YEAR MOVED INTO UNITS, MOE

Type	Numeric (Double)
TME09118	Median Year Householders Moved Into Units, MOE

 TAC09119 - PROP OCC H UNITS W/O TELEPHONE

Type	Numeric (Double)
TAC09119	Proportion Occupied Units with No Telephone Service Available

 TME09119 - PROP OCC UNITS W/O TELEPHONE, MOE

Type	Numeric (Double)
TME09119	Proportion Occupied Units with No Telephone Service Available, MOE

 TAC09120 - PROP UNITS WITH NO VEHICLES

Type	Numeric (Double)
TAC09120	Proportion Occupied Units with No Vehicles Available

 TME09120 - PROP UNITS WITH NO VEHICLES, MOE

Type	Numeric (Double)
TME09120	Proportion Occupied Units with No Vehicles Available, MOE

 TAC09121 - PROP OCC H UNITS W/O COMPLETE PLUMBING

Type	Numeric (Double)
TAC09121	Proportion Units Lacking Complete Plumbing Facilities

 TME09121 - PROP OCC UNITS W/O COMPL PLUMBING, MOE

Type	Numeric (Double)
TME09121	Proportion Units Lacking Complete Plumbing Facilities, MOE

 TAC09122 - PROP H UNITS W/O COMPLETE KITCHEN FACIL

Type	Numeric (Double)
TAC09122	Proportion Units Lacking Complete Kitchen Facilities

 TME09122 - PROP UNITS W/O COMPL KITCHEN FACIL, MOE

Type	Numeric (Double)
TME09122	Proportion Units Lacking Complete Kitchen Facilities, MOE

 TAC09123 - MEDIAN CONTRACT RENT RENTER-OCC H UNITS

Type	Numeric (Double)
TAC09123	Median Contract Rent for Renter-Occupied Units Paying Cash Rent

 TME09123 - MEDIAN CONTRACT RENT RENTER-OCC, MOE

Type	Numeric (Double)
TME09123	Median Contract Rent for Renter-Occupied Units Paying Cash Rent, MOE

 TAC09124 - MEDIAN VALUE OF OWNER-OCC HOUSING UNITS

Type	Numeric (Double)
TAC09124	Median Value for Specified Owner-Occupied Units

 TME09124 - MEDIAN VALUE OF OWNER-OCC HOUSING, MOE

Type	Numeric (Double)
TME09124	Median Value for Specified Owner-Occupied Units, MOE

 TAC09125 - PROP 3+ ENROLLED IN PRE-ELEM AND ELEM

Type	Numeric (Double)
TAC09125	Proportion Population Enrolled in Pre-Elementary and Elementary Education

 TME09125 - PROP 3+ ENROLLED PRE-ELEM AND ELEM, MOE

Type	Numeric (Double)
TME09125	Proportion Population Enrolled in Pre-Elementary and Elementary Education, MOE

 TAC09126 - PROP 3+ ENROLLED IN MID OR HIGH SCHOOL

Type	Numeric (Double)
TAC09126	Proportion Population Enrolled in Mid or High School Education

 TME09126 - PROP 3+ ENROLLED MID/HIGH SCHOOL, MOE

Type	Numeric (Double)
TME09126	Proportion Population Enrolled in Mid or High School Education, MOE

 TAC09127 - PROP 3+ IN COLLEGE, GRAD, OR PROF ED

Type	Numeric (Double)
TAC09127	Proportion Population Enrolled in College, Graduate, or Professional Education

 TME09127 - PROP 3+ COLLEGE, GRAD, OR PROF ED, MOE

Type	Numeric (Double)
TME09127	Proportion Population Enrolled in College, Graduate, or Professional Education, MOE

 TAC09128 - PROP WORKERS 16+ USE CAR, TRUCK, OR VAN

Type	Numeric (Double)
TAC09128	Proportion Using Car, Truck, Or Van

 TME09128 - PROP WORKERS 16+ USE CAR TRUCK VAN, MOE

Type	Numeric (Double)
TME09128	Proportion Using Car, Truck, Or Van, MOE

 TAC09129 - PROP WORKERS 16+ USE PUBLIC TRANSPORT

Type	Numeric (Double)
TAC09129	Proportion Using Public Transportation (Excluding Taxicab)

 TME09129 - PROP WORKERS 16+ USE PUB TRANSPORT, MOE

Type	Numeric (Double)
TME09129	Proportion Using Public Transportation (Excluding Taxicab), MOE


 TAC09130 - PROP WORKERS 16+ USING BICYCLE

Type	Numeric (Double)
TAC09130	Proportion Bicycle


 TME09130 - PROP WORKERS 16+ USING BICYCLE, MOE

Type	Numeric (Double)
------	------------------

TME09130	Proportion Bicycle, MOE
----------	-------------------------

 TAC09131 - PROP WORKERS 16+ WALKING


Type	Numeric (Double)
TAC09131	Proportion Walked

 TME09131 - PROP WORKERS 16+ WALKING, MOE

Type	Numeric (Double)
TME09131	Proportion Walked, MOE

 TAC09132 - PROP WORKERS 16+ USE TAXICAB, MOTORCYCLE

Type	Numeric (Double)
TAC09132	Proportion Using Taxicab, Motorcycle, or Other Means

 TME09132 - PROP WORKERS 16+ TAXI MOTORCYCLE, MOE

Type	Numeric (Double)
TME09132	Proportion Using Taxicab, Motorcycle, or Other Means, MOE

 TCA90133 - MEAN COUNT OF DAYS WITH TEMP<=32F

Type	Numeric (Double)
TCA90133	Mean Number Of Days With Temperature < 32°F

 TCA90134 - MEAN COUNT OF DAYS WITH TEMP>=90F

Type	Numeric (Double)
TCA90134	Mean Number Of Days With Temperature > 90°F

 TCA90135 - MEAN DAILY MAXIMUM TEMPERATURE

Type	Numeric (Double)
TCA90135	Mean Maximum Daily Temperatures

 TCA90136 - MEAN DAILY MINIMUM TEMPERATURE

Type	Numeric (Double)
TCA90136	Mean Minimum Daily Temperatures

 TCA90137 - MEAN TOTAL PRECIPITATION

Type	Numeric (Double)
TCA90137	Mean Precipitation

 TCA90138 - MEAN TOTAL SNOWFALL

Type	Numeric (Double)
TCA90138	Mean Snowfalls

 TCA90139 - MEAN SUNSHINE TOTAL HOURS

Type	Numeric (Double)
TCA90139	Mean Sunshine Total Hours

 TDM07140 - TOTAL LOCAL PARK AREA, 500M

Type	Numeric (Double)
TDM07140	Total Local Park Area Within 500m Buffers, Square Meters

 TDM07141 - TOTAL LOCAL PARK AREA, 1KM

Type	Numeric (Double)
TDM07141	Total Local Park Area Within 1km Buffers, Square Meters

 TDM07142 - TOTAL MILES OF MAJOR ROADS

Type	Numeric (Double)
TDM07142	Total Meters Of Major Roads Within the Tract

 TDM07143 - COUNT OF SHOPPING CENTERS, 1 KM

Type	Numeric (Double)
TDM07143	Number of Shopping Center-Based 1 km Buffers Encompassing the Tract Area Centroid

 TDM07144 - COUNT OF SHOPPING CENTERS, 3 KM

Type	Numeric (Double)
TDM07144	Number of Shopping Center-Based 3 km Buffers Encompassing the Tract Area Centroid

 TDM07145 - COUNT OF SHOPPING CENTERS, 5 KM

Type	Numeric (Double)
TDM07145	Number of Shopping Center-Based 5 km Buffers Encompassing the Tract Area Centroid

 TDM07146 - COUNT OF COLLEGES, 1 KM

Type	Numeric (Double)
TDM07146	Number of Colleges-Based 1 km Buffers Encompassing the Tract Area Centroid

 TDM07147 - COUNT OF COLLEGES, 3 KM

Type	Numeric (Double)
TDM07147	Number of Colleges-Centered 3 km Buffers Encompassing the Tract Area Centroid

 TDM07148 - COUNT OF COLLEGES, 5 KM

Type	Numeric (Double)
TDM07148	Number of Colleges-Centered 5 km Buffers Encompassing the Tract Area Centroid

 TDM07149 - COUNT OF COLLEGES, EXCLUDING CC, 1 KM

Type	Numeric (Double)
TDM07149	Number of Colleges-Centered 1 km Buffers Encompassing the Tract Area Centroid (No Community College)

 TDM07150 - COUNT OF COLLEGES, EXCLUDING CC, 3 KM

Type	Numeric (Double)
TDM07150	Number of Colleges-Centered 3 km Buffers Encompassing the Tract Area Centroid (No Community College)

 TDM07151 - COUNT OF COLLEGES, EXCLUDING CC, 5 KM

Type	Numeric (Double)
TDM07151	Number of Colleges-Centered 5 km Buffers Encompassing the Tract Area Centroid (No Community College)

 TDM07152 - COUNT OF POINTS OF INTEREST, 1 KM

Type	Numeric (Double)
TDM07152	Number of Points of Interest-Centered 1 km Buffers Intersecting the Tract Area Centroid

 TDM07153 - COUNT OF POINTS OF INTEREST, 3 KM

Type	Numeric (Double)
TDM07153	Number of Points of Interest-Centered 3 km Buffers Intersecting the Tract Area Centroid

 TDM07154 - COUNT OF POINTS OF INTEREST, 5 KM

Type	Numeric (Double)
TDM07154	Number of Points of Interest-Centered 5 km Buffers Intersecting the Tract Area Centroid

 CDM07155 - COUNT OF GROUND TRANSPORT TERMINALS

Type	Numeric (Double)
CDM07155	Number of Ground Transportaion Terminals in the County

 TER00156 - RUCA CODE, 1-LEVEL, 2000

Type	Text
Constraints	Maximum Length: 2
TER00156	RUCA Primary Code 2000

 TER00157 - RUCA CODE, 2-LEVEL, 2000

Type	Text
Constraints	Maximum Length: 4
TER00157	RUCA Secondary Code 2000

 SIT07158 - TOTAL CIGARETTE TAX PER PACK

Type	Numeric (Double)
SIT07158	State Level Total Cigarette Tax per Pack in Cents

 SIT07159 - AVERAGE PRICE PER PACK

Type	Numeric (Double)
SIT07159	State Level Average Price per Pack in Cents

 SIT06160 - TOBACCO CONTROL FUNDING

Type	Numeric (Double)
SIT06160	State Level Tobacco Control Funding per Capita (Average 3 Years) in Cents

 CUC07161 - COVERAGE INDICATOR

Type	Numeric (Double)
CUC07161	Coverage Indicator, 2007

 CUC07162 - ADULT TOT CRIME ARRESTS PER 100,000

Type	Numeric (Double)
CUC07162	Adult Total Arrests per 100,000 Population, 2007

 CUC07163 - ADULT VIOLENT CRIME ARRESTS PER 100,000

Type	Numeric (Double)
CUC07163	Adult Violent Arrests per 100,000 Population, 2007



Type	Numeric (Double)
CUC07164	Adult Property Arrests per 100,000 Population, 2007



Type	Numeric (Double)
CUC07165	Juvenile Total Arrests per 100,000 Population, 2007



Type	Numeric (Double)
CUC07166	Juvenile Violent Arrests per 100,000 Population, 2007



Type	Numeric (Double)
CUC07167	Juvenile Property Arrests per 100,000 Population, 2007

Physical Instances



Title	Wave IV Supplemental Tract-Level Contextual Data
File Name	tract4.sas7bdat
Case Quantity	15701
Variable Count	303



Type	Code
Measurement Unit	numeric
MATCH4	Wave IV Geocode Source

			Frequency	% of total	% of valid
Valid	0	not matched	5	0.03%	0.03%
	1	GPS point	11400	72.61%	72.61%
	2	street segment match based on the GDT batch geocoding process	4023	25.62%	25.62%
	3	ZIP code match	273	1.74%	1.74%
Total			15,701	100%	100%

Valid	Invalid	Minimum	Maximum
15701	0	0	3

 MV_W1W4 - MOVE DISTANCE W1-W4

Type	Numeric (Double)
MV_W1W4	Move Distance W1-W4

			Frequency	% of total	% of valid
Missing	.	interviewed but missing one or both geocodes	79	0.5%	
		Total	79	0.5%	

Valid	Invalid	Minimum	Maximum	Mean	StdDev
15622	79	0	8292041	295022.48...	753777.36...

 MV_W2W4 - MOVE DISTANCE W2-W4

Type	Numeric (Double)
MV_W2W4	Move Distance W2-W4

			Frequency	% of total	% of valid
Missing	.	interviewed but missing one or both geocodes	59	0.38%	
		Total	59	0.38%	

Valid	Invalid	Minimum	Maximum	Mean	StdDev
15642	59	0	9999978	2674394.3...	4228405.0...

 MV_W3W4 - MOVE DISTANCE W3-W4

Type	Numeric (Double)
MV_W3W4	Move Distance W3-W4

			Frequency	% of total	% of valid
Missing	.	interviewed but missing one or both geocodes	246	1.57%	
		Total	246	1.57%	

Valid	Invalid	Minimum	Maximum	Mean	StdDev
15455	246	0	9999978	1940745.8...	3737281.4...

 TAC09001 - POPULATION, TOTAL

Type	Numeric (Double)
TAC09001	Total Population

			Frequency	% of total	% of valid
Missing	99996	missing in source	1	0.01%	
	99998	geocode missing	5	0.03%	

		Total	6	0.04%	
--	--	-------	---	-------	--

Valid	Invalid	Minimum	Maximum	Mean	StdDev
15695	6	50	34800	6218.6502...	4331.2675...

TME09001 - POPULATION, TOTAL, MOE

Type	Numeric (Double)
TME09001	Total Population, MOE

			Frequency	% of total	% of valid
Missing	9996	missing in source	1	0.01%	
	9998	geocode missing	5	0.03%	
Total			6	0.04%	

Valid	Invalid	Minimum	Maximum	Mean	StdDev
15695	6	0	3100	509.43740...	278.23041...

TAC09002 - DENSITY (PERSONS/SQ.KM.)

Type	Numeric (Double)
TAC09002	Density \square Persons per Square km

			Frequency	% of total	% of valid
Missing	99996	missing in source	2	0.01%	
	99998	geocode missing	5	0.03%	
Total			7	0.04%	

Valid	Invalid	Minimum	Maximum	Mean	StdDev
15694	7	0.2102681...	83652.243...	2136.0635...	4434.8840...

TME09002 - DENSITY (PERSONS/SQ.KM.), MOE

Type	Numeric (Double)
TME09002	Density \square Persons per Square km, MOE

			Frequency	% of total	% of valid
Missing	99996	missing in source	2	0.01%	
	99998	geocode missing	5	0.03%	
Total			7	0.04%	

Valid	Invalid	Minimum	Maximum	Mean	StdDev
15694	7	0	13997.923...	230.97935...	533.06342...

TAC09003 - PROPORTION WHITE

Type	Numeric (Double)
TAC09003	Proportion White Alone

			Frequency	% of total	% of valid
Missing	6	missing in source	1	0.01%	
	8	geocode missing	5	0.03%	
		Total	6	0.04%	

Valid	Invalid	Minimum	Maximum	Mean	StdDev
15695	6	0	1	0.6932781...	0.2675876...

TME09003 - PROP WHITE, MOE

Type	Numeric (Double)
TME09003	Proportion White Alone, MOE

			Frequency	% of total	% of valid
Missing	6	missing in source	1	0.01%	
	8	geocode missing	5	0.03%	
		Total	6	0.04%	

Valid	Invalid	Minimum	Maximum	Mean	StdDev
15695	6	0.0012107...	0.9999652...	0.0571532...	0.0397032...

TAC09004 - PROPORTION BLACK

Type	Numeric (Double)
TAC09004	Proportion Black or African American Alone

			Frequency	% of total	% of valid
Missing	6	missing in source	1	0.01%	
	8	geocode missing	5	0.03%	
		Total	6	0.04%	

Valid	Invalid	Minimum	Maximum	Mean	StdDev
15695	6	0	1	0.1677339...	0.2379502...

TME09004 - PROP BLACK, MOE

Type	Numeric (Double)
TME09004	Proportion Black or African American Alone, MOE

			Frequency	% of total	% of valid
Missing	6	missing in source	1	0.01%	
	8	geocode missing	5	0.03%	
		Total	6	0.04%	

Valid	Invalid	Minimum	Maximum	Mean	StdDev
15695	6	3.72E-4	2.6399745...	0.0419096...	0.0410787...

 TAC09005 - PROPORTION AMERICAN INDIAN/ALASKA NATIVE

Type	Numeric (Double)
TAC09005	Proportion American Indian and Alaska Native Alone

			Frequency	% of total	% of valid
Missing	6	missing in source	1	0.01%	
	8	geocode missing	5	0.03%	
Total			6	0.04%	

Valid	Invalid	Minimum	Maximum	Mean	StdDev
15695	6	0	0.9652035...	0.0059618...	0.0282770...

 TME09005 - PROP AMERICAN INDIAN/ALASKA NATIVE, MOE

Type	Numeric (Double)
TME09005	Proportion American Indian and Alaska Native Alone, MOE

			Frequency	% of total	% of valid
Missing	6	missing in source	1	0.01%	
	8	geocode missing	5	0.03%	
Total			6	0.04%	

Valid	Invalid	Minimum	Maximum	Mean	StdDev
15695	6	4.5E-4	3.0747713...	0.0205098...	0.0414637...

 TAC09006 - PROPORTION ASIAN, PACIFIC ISLANDER ALONE

Type	Numeric (Double)
TAC09006	Proportion Asian Alone, Native Hawaiian and Other Pacific Islander, MOE

			Frequency	% of total	% of valid
Missing	6	missing in source	1	0.01%	
	8	geocode missing	5	0.03%	
Total			6	0.04%	

Valid	Invalid	Minimum	Maximum	Mean	StdDev
15695	6	0	0.8951028...	0.0555790...	0.1077899...

 TME09006 - PROP ASIAN, PACIFIC ISLANDER ALONE, MOE

Type	Numeric (Double)
TME09006	Proportion Asian Alone, Native Hawaiian and Other Pacific Islander

			Frequency	% of total	% of valid
Missing	6	missing in source	1	0.01%	
	8	geocode missing	5	0.03%	

		Total	6	0.04%	
--	--	-------	---	-------	--

Valid	Invalid	Minimum	Maximum	Mean	StdDev
15695	6	0.0014424...	3.0740852...	0.0377605...	0.0445199...

TAC09007 - PROPORTION OTHER

Type	Numeric (Double)
TAC09007	Proportion Some Other Race Alone

			Frequency	% of total	% of valid
Missing	6	missing in source	1	0.01%	
	8	geocode missing	5	0.03%	
Total			6	0.04%	

Valid	Invalid	Minimum	Maximum	Mean	StdDev
15695	6	0	0.7610002...	0.0527002...	0.0859133...

TME09007 - PROP OTHER, MOE

Type	Numeric (Double)
TME09007	Proportion Some Other Race Alone, MOE

			Frequency	% of total	% of valid
Missing	6	missing in source	1	0.01%	
	8	geocode missing	5	0.03%	
Total			6	0.04%	

Valid	Invalid	Minimum	Maximum	Mean	StdDev
15695	6	1.54E-4	3.0747713...	0.0347430...	0.0459097...

TAC09008 - PROPORTION 2 OR MORE RACES

Type	Numeric (Double)
TAC09008	Proportion Two or More Races

			Frequency	% of total	% of valid
Missing	6	missing in source	1	0.01%	
	8	geocode missing	5	0.03%	
Total			6	0.04%	

Valid	Invalid	Minimum	Maximum	Mean	StdDev
15695	6	0	0.525	0.0247468...	0.0303914...

TME09008 - PROP 2 OR MORE RACES, MOE

Type	Numeric (Double)
TME09008	Proportion Two or More Races, MOE

			Frequency	% of total	% of valid
Missing	6	missing in source	1	0.01%	
	8	geocode missing	5	0.03%	
		Total	6	0.04%	

Valid	Invalid	Minimum	Maximum	Mean	StdDev
15695	6	4.07E-4	1.7825926...	0.0218479...	0.0260916...

TAC09009 - PROPORTION HISPANIC ORIGIN

Type	Numeric (Double)
TAC09009	Proportion Hispanic or Latino

			Frequency	% of total	% of valid
Missing	6	missing in source	1	0.01%	
	8	geocode missing	5	0.03%	
		Total	6	0.04%	

Valid	Invalid	Minimum	Maximum	Mean	StdDev
15695	6	0	0.9891522...	0.1548050...	0.2130971...

TME09009 - PROP HISPANIC ORIGIN, MOE

Type	Numeric (Double)
TME09009	Proportion Hispanic or Latino, MOE

			Frequency	% of total	% of valid
Missing	6	missing in source	1	0.01%	
	8	geocode missing	5	0.03%	
		Total	6	0.04%	

Valid	Invalid	Minimum	Maximum	Mean	StdDev
15695	6	0	2.6399745...	0.0429455...	0.0401684...

TAC09010 - PROPORTION HISPANIC, WHITE

Type	Numeric (Double)
TAC09010	Proportion Hispanic or Latino and White Alone

			Frequency	% of total	% of valid
Missing	6	missing in source	1	0.01%	
	8	geocode missing	5	0.03%	
		Total	6	0.04%	

Valid	Invalid	Minimum	Maximum	Mean	StdDev
15695	6	0	0.9291529...	0.0924004...	0.1510748...

 TME09010 - PROP HISPANIC, WHITE , MOE

Type	Numeric (Double)
TME09010	Proportion Hispanic or Latino and White Alone, MOE

			Frequency	% of total	% of valid
Missing	6	missing in source	1	0.01%	
	8	geocode missing	5	0.03%	
Total			6	0.04%	

Valid	Invalid	Minimum	Maximum	Mean	StdDev
15695	6	4.32E-4	3.0747713...	0.0390847...	0.0488991...

 TAC09011 - PROPORTION HISPANIC, BLACK

Type	Numeric (Double)
TAC09011	Proportion Hispanic or Latino and Black Alone

			Frequency	% of total	% of valid
Missing	6	missing in source	1	0.01%	
	8	geocode missing	5	0.03%	
Total			6	0.04%	

Valid	Invalid	Minimum	Maximum	Mean	StdDev
15695	6	0	0.1907894...	0.0028853...	0.0081090...

 TME09011 - PROP HISPANIC, BLACK, MOE

Type	Numeric (Double)
TME09011	Proportion Hispanic or Latino and Black Alone, MOE

			Frequency	% of total	% of valid
Missing	6	missing in source	1	0.01%	
	8	geocode missing	5	0.03%	
Total			6	0.04%	

Valid	Invalid	Minimum	Maximum	Mean	StdDev
15695	6	3.51E-4	3.0747713...	0.0239576...	0.0419285...

 TAC09012 - PROPORTION HISPANIC, AMERICAN INDIAN

Type	Numeric (Double)
TAC09012	Proportion Hispanic or Latino and American Indian or Alaska Native Alone

			Frequency	% of total	% of valid
Missing	6	missing in source	1	0.01%	
	8	geocode missing	5	0.03%	

		Total	6	0.04%	
--	--	-------	---	-------	--

Valid	Invalid	Minimum	Maximum	Mean	StdDev
15695	6	0	0.2227801...	0.0012432...	0.0052722...

TME09012 - PROP HISPANIC, AMERICAN INDIAN, MOE

Type	Numeric (Double)
TME09012	Proportion Hispanic or Latino and American Indian or Alaska Native Alone, MOE

			Frequency	% of total	% of valid
Missing	6	missing in source	1	0.01%	
	8	geocode missing	5	0.03%	
Total			6	0.04%	

Valid	Invalid	Minimum	Maximum	Mean	StdDev
15695	6	2.93E-4	3.0747713...	0.0254047...	0.0418023...

TAC09013 - PROPORTION HISPANIC, ASIAN/PACISL

Type	Numeric (Double)
TAC09013	Proportion Hispanic or Latino and Asian or Pacific Islander Alone

			Frequency	% of total	% of valid
Missing	6	missing in source	1	0.01%	
	8	geocode missing	5	0.03%	
Total			6	0.04%	

Valid	Invalid	Minimum	Maximum	Mean	StdDev
15695	6	0	0.0575654...	7.85E-4	0.0031452...

TME09013 - PROP HISPANIC, ASIAN/PACISL, MOE

Type	Numeric (Double)
TME09013	Proportion Hispanic or Latino and Asian or Pacific Islander Alone, MOE

			Frequency	% of total	% of valid
Missing	6	missing in source	1	0.01%	
	8	geocode missing	5	0.03%	
Total			6	0.04%	

Valid	Invalid	Minimum	Maximum	Mean	StdDev
15695	6	7.84E-4	3.0740852...	0.0279258...	0.0413259...

TAC09014 - PROPORTION HISPANIC, OTHER RACE

Type	Numeric (Double)
------	------------------

TAC09014	Proportion Hispanic or Latino and Some Other Race Alone
----------	---

			Frequency	% of total	% of valid
Missing	6	missing in source	1	0.01%	
	8	geocode missing	5	0.03%	
Total			6	0.04%	

Valid	Invalid	Minimum	Maximum	Mean	StdDev
15695	6	0	0.7610002...	0.0505276...	0.0850932...

TME09014 - PROP HISPANIC, OTHER RACE, MOE

Type	Numeric (Double)
TME09014	Proportion Hispanic or Latino and Some Other Race Alone, MOE

			Frequency	% of total	% of valid
Missing	6	missing in source	1	0.01%	
	8	geocode missing	5	0.03%	
Total			6	0.04%	

Valid	Invalid	Minimum	Maximum	Mean	StdDev
15695	6	1.54E-4	3.0747713...	0.0347309...	0.0457554...

TAC09015 - PROPORTION HISPANIC, 2 OR MORE RACES

Type	Numeric (Double)
TAC09015	Proportion Hispanic or Latino and Two or More Races

			Frequency	% of total	% of valid
Missing	6	missing in source	1	0.01%	
	8	geocode missing	5	0.03%	
Total			6	0.04%	

Valid	Invalid	Minimum	Maximum	Mean	StdDev
15695	6	0	0.525	0.0069632...	0.0131356...


TME09015 - PROP HISPANIC, 2 OR MORE RACES, MOE

Type	Numeric (Double)
TME09015	Proportion Hispanic or Latino and Two or More Races, MOE

			Frequency	% of total	% of valid
Missing	6	missing in source	1	0.01%	
	8	geocode missing	5	0.03%	
Total			6	0.04%	

Valid	Invalid	Minimum	Maximum	Mean	StdDev


15695	6	4.6E-4	2.6399745...	0.0225783...	0.0341006...
-------	---	--------	--------------	--------------	--------------

 TAC09016 - PROPORTION 0-4 YRS

Type	Numeric (Double)
TAC09016	Proportion 0 to 4 Years of Age

			Frequency	% of total	% of valid
Missing	6	missing in source	1	0.01%	
	8	geocode missing	5	0.03%	
Total			6	0.04%	

Valid	Invalid	Minimum	Maximum	Mean	StdDev
15695	6	0	0.3008595...	0.0704650...	0.0283912...

 TME09016 - PROP 0-4, MOE

Type	Numeric (Double)
TME09016	Proportion 0 to 4 Years of Age, MOE

			Frequency	% of total	% of valid
Missing	6	missing in source	1	0.01%	
	8	geocode missing	5	0.03%	
Total			6	0.04%	

Valid	Invalid	Minimum	Maximum	Mean	StdDev
15695	6	0.0049510...	3.0740852...	0.0278791...	0.0395878...

 TAC09017 - PROPORTION 5-9 YRS

Type	Numeric (Double)
TAC09017	Proportion 5 to 9 Years of Age

			Frequency	% of total	% of valid
Missing	6	missing in source	1	0.01%	
	8	geocode missing	5	0.03%	
Total			6	0.04%	

Valid	Invalid	Minimum	Maximum	Mean	StdDev
15695	6	0	0.25	0.0649216...	0.0243961...

 TME09017 - PROP 5-9, MOE

Type	Numeric (Double)
TME09017	Proportion 5 to 9 Years of Age, MOE

			Frequency	% of total	% of valid
--	--	--	-----------	------------	------------

Missing	6	missing in source	1	0.01%	
	8	geocode missing	5	0.03%	
		Total	6	0.04%	

Valid	Invalid	Minimum	Maximum	Mean	StdDev
15695	6	0.0021118...	3.0701944...	0.0254086...	0.0392081...

TAC09018 - PROPORTION 10-14 YRS

Type	Numeric (Double)
TAC09018	Proportion 10 to 14 Years of Age

			Frequency	% of total	% of valid
Missing	6	missing in source	1	0.01%	
	8	geocode missing	5	0.03%	
		Total	6	0.04%	

Valid	Invalid	Minimum	Maximum	Mean	StdDev
15695	6	0	0.275	0.0659493...	0.0242473...

TME09018 - PROP 10-14, MOE

Type	Numeric (Double)
TME09018	Proportion 10 to 14 Years of Age, MOE

			Frequency	% of total	% of valid
Missing	6	missing in source	1	0.01%	
	8	geocode missing	5	0.03%	
		Total	6	0.04%	

Valid	Invalid	Minimum	Maximum	Mean	StdDev
15695	6	0.0030518...	3.0680816...	0.0253414...	0.0394451...

TAC09019 - PROPORTION 15-17 YRS

Type	Numeric (Double)
TAC09019	Proportion 15 to 17 Years of Age

			Frequency	% of total	% of valid
Missing	6	missing in source	1	0.01%	
	8	geocode missing	5	0.03%	
		Total	6	0.04%	

Valid	Invalid	Minimum	Maximum	Mean	StdDev
15695	6	0	0.1795841...	0.0408592...	0.0171587...

TME09019 - PROP 15-17, MOE

Type	Numeric (Double)
TME09019	Proportion 15 to 17 Years of Age, MOE

			Frequency	% of total	% of valid
Missing	6	missing in source	1	0.01%	
	8	geocode missing	5	0.03%	
Total			6	0.04%	

Valid	Invalid	Minimum	Maximum	Mean	StdDev
15695	6	0.0024739...	3.0740852...	0.0208898...	0.0398144...

TAC09020 - PROPORTION 18-24 YRS

Type	Numeric (Double)
TAC09020	Proportion 18 to 24 Years of Age

			Frequency	% of total	% of valid
Missing	6	missing in source	1	0.01%	
	8	geocode missing	5	0.03%	
Total			6	0.04%	

Valid	Invalid	Minimum	Maximum	Mean	StdDev
15695	6	0	0.9265402...	0.1007817...	0.0682380...

TME09020 - PROP 18-24, MOE

Type	Numeric (Double)
TME09020	Proportion 18 to 24 Years of Age, MOE

			Frequency	% of total	% of valid
Missing	6	missing in source	1	0.01%	
	8	geocode missing	5	0.03%	
Total			6	0.04%	

Valid	Invalid	Minimum	Maximum	Mean	StdDev
15695	6	7.2E-4	3.0603308...	0.0407919...	0.0438504...

TAC09021 - PROPORTION 65-74 YRS

Type	Numeric (Double)
TAC09021	Proportion 65 to 74 Years of Age

			Frequency	% of total	% of valid
Missing	6	missing in source	1	0.01%	
	8	geocode missing	5	0.03%	
Total			6	0.04%	

Valid	Invalid	Minimum	Maximum	Mean	StdDev
15695	6	0	0.3487666...	0.0633575...	0.0281478...

 TME09021 - PROP 65-74, MOE

Type	Numeric (Double)
TME09021	Proportion 65 to 74 Years of Age, MOE

			Frequency	% of total	% of valid
Missing	6	missing in source	1	0.01%	
	8	geocode missing	5	0.03%	
Total			6	0.04%	

Valid	Invalid	Minimum	Maximum	Mean	StdDev
15695	6	0.0036963...	3.0667572...	0.0258732...	0.0415716...

 TAC09022 - PROPORTION 75+ YRS

Type	Numeric (Double)
TAC09022	Proportion 75 Years of Age and Older

			Frequency	% of total	% of valid
Missing	6	missing in source	1	0.01%	
	8	geocode missing	5	0.03%	
Total			6	0.04%	

Valid	Invalid	Minimum	Maximum	Mean	StdDev
15695	6	0	0.4619164...	0.0580822...	0.0370137...

 TME09022 - PROP 75+, MOE

Type	Numeric (Double)
TME09022	Proportion 75 Years of Age and Older, MOE

			Frequency	% of total	% of valid
Missing	6	missing in source	1	0.01%	
	8	geocode missing	5	0.03%	
Total			6	0.04%	

Valid	Invalid	Minimum	Maximum	Mean	StdDev
15695	6	0.0030618...	3.0667572...	0.0278416...	0.0418381...

 TAC09023 - PROPORTION MALES, 18-24 YRS

Type	Numeric (Double)
TAC09023	Proportion Males Ages 18-24 All Races

			Frequency	% of total	% of valid
--	--	--	-----------	------------	------------

Missing	6	missing in source	1	0.01%	
	8	geocode missing	5	0.03%	
		Total	6	0.04%	

Valid	Invalid	Minimum	Maximum	Mean	StdDev
15695	6	0	0.6682568...	0.0516314...	0.0383672...

TME09023 - PROP MALES, 18-24, MOE

Type	Numeric (Double)
TME09023	Proportion Males Ages 18-24 All Races, MOE

			Frequency	% of total	% of valid
Missing	6	missing in source	1	0.01%	
	8	geocode missing	5	0.03%	
		Total	6	0.04%	

Valid	Invalid	Minimum	Maximum	Mean	StdDev
15695	6	0.0042930...	3.0713392...	0.0313045...	0.0425396...

TAC09024 - PROPORTION FEMALES, 18-24 YRS

Type	Numeric (Double)
TAC09024	Proportion Females Ages 18-24 All Races

			Frequency	% of total	% of valid
Missing	6	missing in source	1	0.01%	
	8	geocode missing	5	0.03%	
		Total	6	0.04%	

Valid	Invalid	Minimum	Maximum	Mean	StdDev
15695	6	0	0.5911060...	0.0491503...	0.0365583...

TME09024 - PROPORTION FEMALES, 18-24, MOE

Type	Numeric (Double)
TME09024	Proportion Females Ages 18-24 All Races, MOE

			Frequency	% of total	% of valid
Missing	6	missing in source	1	0.01%	
	8	geocode missing	5	0.03%	
		Total	6	0.04%	

Valid	Invalid	Minimum	Maximum	Mean	StdDev
15695	6	0.0034188...	3.0713392...	0.0303731...	0.0426389...

TAC09025 - PROP WHITE MALES, 18-24 YRS

Type	Numeric (Double)
TAC09025	Proportion Males Ages 18-24 White Alone

			Frequency	% of total	% of valid
Missing	6	missing in source	1	0.01%	
	8	geocode missing	5	0.03%	
Total			6	0.04%	

Valid	Invalid	Minimum	Maximum	Mean	StdDev
15695	6	0	0.4983486...	0.0341750...	0.0311389...

TME09025 - PROP WHITE MALES, 18-24, MOE

Type	Numeric (Double)
TME09025	Proportion Males Ages 18-24 White Alone, MOE

			Frequency	% of total	% of valid
Missing	6	missing in source	1	0.01%	
	8	geocode missing	5	0.03%	
Total			6	0.04%	

Valid	Invalid	Minimum	Maximum	Mean	StdDev
15695	6	0.0019621...	3.0740852...	0.0243175...	0.0417301...

TAC09026 - PROP WHITE FEMALES, 18-24 YRS

Type	Numeric (Double)
TAC09026	Proportion Females Ages 18-24 White Alone

			Frequency	% of total	% of valid
Missing	6	missing in source	1	0.01%	
	8	geocode missing	5	0.03%	
Total			6	0.04%	

Valid	Invalid	Minimum	Maximum	Mean	StdDev
15695	6	0	0.5233751...	0.0320297...	0.0290595...

TME09026 - PROP WHITE FEMALES, 18-24, MOE

Type	Numeric (Double)
TME09026	Proportion Females Ages 18-24 White Alone, MOE

			Frequency	% of total	% of valid
Missing	6	missing in source	1	0.01%	
	8	geocode missing	5	0.03%	
Total			6	0.04%	

Valid	Invalid	Minimum	Maximum	Mean	StdDev
15695	6	0.0016617...	3.0740852...	0.0231012...	0.0415953...

TAC09027 - PROP BLACK MALES, 18-24 YRS

Type	Numeric (Double)
TAC09027	Proportion Males Ages 18-24 Black or African American Alone

			Frequency	% of total	% of valid
Missing	6	missing in source	1	0.01%	
	8	geocode missing	5	0.03%	
Total			6	0.04%	

Valid	Invalid	Minimum	Maximum	Mean	StdDev
15695	6	0	0.3019801...	0.0099265...	0.0195288...

TME09027 - PROP BLACK MALES, 18-24, MOE

Type	Numeric (Double)
TME09027	Proportion Males Ages 18-24 Black or African American Alone, MOE

			Frequency	% of total	% of valid
Missing	6	missing in source	1	0.01%	
	8	geocode missing	5	0.03%	
Total			6	0.04%	

Valid	Invalid	Minimum	Maximum	Mean	StdDev
15695	6	0.0010739...	3.0740852...	0.0266993...	0.0415699...

TAC09028 - PROP BLACK FEMALES, 18-24 YRS

Type	Numeric (Double)
TAC09028	Proportion Females Ages 18-24 Black or African American Alone

			Frequency	% of total	% of valid
Missing	6	missing in source	1	0.01%	
	8	geocode missing	5	0.03%	
Total			6	0.04%	

Valid	Invalid	Minimum	Maximum	Mean	StdDev
15695	6	0	0.5	0.0100042...	0.0216797...

TME09028 - PROP BLACK FEMALES, 18-24, MOE

Type	Numeric (Double)
TME09028	Proportion Females Ages 18-24 Black or African American Alone, MOE

			Frequency	% of total	% of valid
--	--	--	-----------	------------	------------

Missing	6	missing in source	1	0.01%	
	8	geocode missing	5	0.03%	
		Total	6	0.04%	

Valid	Invalid	Minimum	Maximum	Mean	StdDev
15695	6	6.26E-4	3.0740852...	0.0264139...	0.0416003...

TAC09029 - PROP AMERICAN INDIAN MALES, 18-24 YRS

Type	Numeric (Double)
TAC09029	Proportion Males Ages 18-24 American Indian or Alaska Native Alone

			Frequency	% of total	% of valid
Missing	6	missing in source	1	0.01%	
	8	geocode missing	5	0.03%	
		Total	6	0.04%	

Valid	Invalid	Minimum	Maximum	Mean	StdDev
15695	6	0	0.1266149...	3.3E-4	0.0023961...

TME09029 - PROP AMERICAN INDIAN MALES, 18-24, MOE

Type	Numeric (Double)
TME09029	Proportion Males Ages 18-24 American Indian or Alaska Native Alone, MOE

			Frequency	% of total	% of valid
Missing	6	missing in source	1	0.01%	
	8	geocode missing	5	0.03%	
		Total	6	0.04%	

Valid	Invalid	Minimum	Maximum	Mean	StdDev
15695	6	4.92E-4	3.0740852...	0.0277223...	0.0412719...

TAC09030 - PROP AMERICAN INDIAN FEMALES, 18-24 YRS

Type	Numeric (Double)
TAC09030	Proportion Females Ages 18-24 American Indian or Alaska Native Alone

			Frequency	% of total	% of valid
Missing	6	missing in source	1	0.01%	
	8	geocode missing	5	0.03%	
		Total	6	0.04%	

Valid	Invalid	Minimum	Maximum	Mean	StdDev
15695	6	0	0.1395348...	3.32E-4	0.0024759...

TME09030 - PROP AMERICAN INDIAN FEMALES, 18-24, MOE

Type	Numeric (Double)
TME09030	Proportion Females Ages 18-24 American Indian or Alaska Native, MOE

			Frequency	% of total	% of valid
Missing	6	missing in source	1	0.01%	
	8	geocode missing	5	0.03%	
Total			6	0.04%	

Valid	Invalid	Minimum	Maximum	Mean	StdDev
15695	6	7.84E-4	3.0740852...	0.0277320...	0.0412915...

TAC09031 - PROP ASIAN/PACISL MALES, 18-24 YRSA

Type	Numeric (Double)
TAC09031	Proportion Males Ages 18-24 Asian or Pacific Islander Alone

			Frequency	% of total	% of valid
Missing	6	missing in source	1	0.01%	
	8	geocode missing	5	0.03%	
Total			6	0.04%	

Valid	Invalid	Minimum	Maximum	Mean	StdDev
15695	6	0	0.1784465...	0.0025077...	0.0064228...

TME09031 - PROP ASIAN/PACISL MALES, 18-24, MOE

Type	Numeric (Double)
TME09031	Proportion Males Ages 18-24 Asian or Pacific Islander Alone, MOE

			Frequency	% of total	% of valid
Missing	6	missing in source	1	0.01%	
	8	geocode missing	5	0.03%	
Total			6	0.04%	

Valid	Invalid	Minimum	Maximum	Mean	StdDev
15695	6	0.0013511...	3.0713392...	0.0282729...	0.0412954...

TAC09032 - PROP ASIAN/PACISL FEMALES, 18-24 YRS

Type	Numeric (Double)
TAC09032	Proportion Females Ages 18-24 Asian or Pacific Islander Alone

			Frequency	% of total	% of valid
Missing	6	missing in source	1	0.01%	
	8	geocode missing	5	0.03%	
Total			6	0.04%	

Valid	Invalid	Minimum	Maximum	Mean	StdDev
15695	6	0	0.2805080...	0.0023860...	0.0063970...

 TME09032 - PROP ASIAN/PACISL FEMALES, 18-24, MOE

Type	Numeric (Double)
TME09032	Proportion Females Ages 18-24 Asian or Pacific Islander Alone, MOE

			Frequency	% of total	% of valid
Missing	6	missing in source	1	0.01%	
	8	geocode missing	5	0.03%	
Total			6	0.04%	

Valid	Invalid	Minimum	Maximum	Mean	StdDev
15695	6	0.0025498...	3.0713392...	0.0282703...	0.0412945...

 TAC09033 - PROP OTHER MALES, 18-24 YRS

Type	Numeric (Double)
TAC09033	Proportion Males Ages 18-24 Some Other Race Alone

			Frequency	% of total	% of valid
Missing	6	missing in source	1	0.01%	
	8	geocode missing	5	0.03%	
Total			6	0.04%	

Valid	Invalid	Minimum	Maximum	Mean	StdDev
15695	6	0	0.0937725...	0.0032897...	0.0071068...

 TME09033 - PROP OTHER MALES, 18-24, MOE

Type	Numeric (Double)
TME09033	Proportion Males Ages 18-24 Some Other Race Alone, MOE

			Frequency	% of total	% of valid
Missing	6	missing in source	1	0.01%	
	8	geocode missing	5	0.03%	
Total			6	0.04%	

Valid	Invalid	Minimum	Maximum	Mean	StdDev
15695	6	2.49E-4	3.0740852...	0.0266826...	0.0416052...

 TAC09034 - PROP OTHER FEMALES, 18-24 YRS

Type	Numeric (Double)
TAC09034	Proportion Females Ages 18-24 Some Other Race Alone

			Frequency	% of total	% of valid

Missing	6	missing in source	1	0.01%	
	8	geocode missing	5	0.03%	
		Total	6	0.04%	

Valid	Invalid	Minimum	Maximum	Mean	StdDev
15695	6	0	0.1013030...	0.0030179...	0.0063977...

TME09034 - PROP OTHER FEMALES, 18-24, MOE

Type	Numeric (Double)
TME09034	Proportion Females Ages 18-24 Some Other Race Alone, MOE

			Frequency	% of total	% of valid
Missing	6	missing in source	1	0.01%	
	8	geocode missing	5	0.03%	
		Total	6	0.04%	

Valid	Invalid	Minimum	Maximum	Mean	StdDev
15695	6	4.12E-4	3.0740852...	0.0268269...	0.0415857...

TAC09035 - PROP 2-MORE RACES MALES, 18-24 YRS

Type	Numeric (Double)
TAC09035	Proportion Males Ages 18-24 Two or More Races

			Frequency	% of total	% of valid
Missing	6	missing in source	1	0.01%	
	8	geocode missing	5	0.03%	
		Total	6	0.04%	

Valid	Invalid	Minimum	Maximum	Mean	StdDev
15695	6	0	0.16	0.0014018...	0.0036658...

TME09035 - PROP 2-MORE RACES MALES, 18-24, MOE

Type	Numeric (Double)
TME09035	Proportion Males Ages 18-24 Two or More Races, MOE

			Frequency	% of total	% of valid
Missing	6	missing in source	1	0.01%	
	8	geocode missing	5	0.03%	
		Total	6	0.04%	

Valid	Invalid	Minimum	Maximum	Mean	StdDev
15695	6	4.42E-4	3.0740852...	0.0273198...	0.0415668...

TAC09036 - PROP 2-MORE RACES FEMALES, 18-24 YRS

Type	Numeric (Double)
TAC09036	Proportion Females Ages 18-24 Two or More Races

			Frequency	% of total	% of valid
Missing	6	missing in source	1	0.01%	
	8	geocode missing	5	0.03%	
Total			6	0.04%	

Valid	Invalid	Minimum	Maximum	Mean	StdDev
15695	6	0	0.0733590...	0.0013800...	0.0032284...

TME09036 - PROP 2-MORE RACES FEMALES, 18-24, MOE

Type	Numeric (Double)
TME09036	Proportion Females Ages 18-24 Two or More Races, MOE

			Frequency	% of total	% of valid
Missing	6	missing in source	1	0.01%	
	8	geocode missing	5	0.03%	
Total			6	0.04%	

Valid	Invalid	Minimum	Maximum	Mean	StdDev
15695	6	4.91E-4	3.0740852...	0.0272950...	0.0415043...

TAC09037 - PROP HISPANIC MALES, 18-24 YRS

Type	Numeric (Double)
TAC09037	Proportion Males Ages 18-24 Hispanic or Latino

			Frequency	% of total	% of valid
Missing	6	missing in source	1	0.01%	
	8	geocode missing	5	0.03%	
Total			6	0.04%	

Valid	Invalid	Minimum	Maximum	Mean	StdDev
15695	6	0	0.1259938...	0.0093535...	0.0146795...

TME09037 - PROP HISPANIC MALES, 18-24, MOE

Type	Numeric (Double)
TME09037	Proportion Males Ages 18-24 Hispanic or Latino, MOE

			Frequency	% of total	% of valid
Missing	6	missing in source	1	0.01%	
	8	geocode missing	5	0.03%	
Total			6	0.04%	

Valid	Invalid	Minimum	Maximum	Mean	StdDev
15695	6	2.49E-4	3.0740852...	0.0258541...	0.0416519...

TAC09038 - PROP HISPANIC FEMALES, 18-24 YRS

Type	Numeric (Double)
TAC09038	Proportion Females Ages 18-24 Hispanic or Latino

			Frequency	% of total	% of valid
Missing	6	missing in source	1	0.01%	
	8	geocode missing	5	0.03%	
Total			6	0.04%	

Valid	Invalid	Minimum	Maximum	Mean	StdDev
15695	6	0	0.1163323...	0.0082247...	0.0129264...

TME09038 - PROP HISPANIC FEMALES, 18-24, MOE

Type	Numeric (Double)
TME09038	Proportion Females Ages 18-24 Hispanic or Latino, MOE

			Frequency	% of total	% of valid
Missing	6	missing in source	1	0.01%	
	8	geocode missing	5	0.03%	
Total			6	0.04%	

Valid	Invalid	Minimum	Maximum	Mean	StdDev
15695	6	9.16E-4	3.0740852...	0.0258290...	0.0416860...

TAC09039 - PROP NOT HISPANIC WHITE MALES 18-24

Type	Numeric (Double)
TAC09039	Proportion Males Ages 18-24 White Alone Non-Hispanic or Latino

			Frequency	% of total	% of valid
Missing	6	missing in source	1	0.01%	
	8	geocode missing	5	0.03%	
Total			6	0.04%	

Valid	Invalid	Minimum	Maximum	Mean	StdDev
15695	6	0	0.4524613...	0.0287191...	0.0305653...

TME09039 - PROP NOT HISP WHITE MALES 18-24, MOE

Type	Numeric (Double)
TME09039	Proportion Males Ages 18-24 White Alone Non-Hispanic or Latino, MOE

			Frequency	% of total	% of valid
--	--	--	-----------	------------	------------

Missing	6	missing in source	1	0.01%	
	8	geocode missing	5	0.03%	
		Total	6	0.04%	

Valid	Invalid	Minimum	Maximum	Mean	StdDev
15695	6	1.34E-4	3.0740852...	0.0241907...	0.0418262...

TAC09040 - PROP NOT HISPANIC WHITE FEMALES 18-24

Type	Numeric (Double)
TAC09040	Proportion Females Ages 18-24 White Alone Non-Hispanic or Latino

			Frequency	% of total	% of valid
Missing	6	missing in source	1	0.01%	
	8	geocode missing	5	0.03%	
		Total	6	0.04%	

Valid	Invalid	Minimum	Maximum	Mean	StdDev
15695	6	0	0.4754846...	0.0273222...	0.0287849...

TME09040 - PROP NOT HISP WHITE FEMALES 18-24, MOE

Type	Numeric (Double)
TME09040	Proportion Females Ages 18-24 White Alone Non-Hispanic or Latino, MOE

			Frequency	% of total	% of valid
Missing	6	missing in source	1	0.01%	
	8	geocode missing	5	0.03%	
		Total	6	0.04%	

Valid	Invalid	Minimum	Maximum	Mean	StdDev
15695	6	0.0013711...	3.0740852...	0.0233628...	0.0417113...

TAC09041 - PROP HHS - MARR-CPL FAM W/CHLD

Type	Numeric (Double)
TAC09041	Proportion Occupied Housing Units Married-Couple Family with Own Children Under 18

			Frequency	% of total	% of valid
Missing	6	missing in source	1	0.01%	
	8	geocode missing	5	0.03%	
		Total	6	0.04%	

Valid	Invalid	Minimum	Maximum	Mean	StdDev
15695	6	0	0.7282913...	0.2067911...	0.0964320...

 TME09041 - PROP HHS - MARR-CPL FAM W/CHLD, MOE

Type	Numeric (Double)
TME09041	Proportion Occupied Housing Units Married-Couple Family with Own Children Under 18, MOE

			Frequency	% of total	% of valid
Missing	996	missing in source	1	0.01%	
	998	geocode missing	5	0.03%	
		Total	6	0.04%	

Valid	Invalid	Minimum	Maximum	Mean	StdDev
15695	6	0.0090152...	283.98063...	0.0820808...	2.2691621...

 TAC09042 - PROP HH, FEM HOUSEHOLDER W/ CHILD

Type	Numeric (Double)
TAC09042	Proportion Occupied Housing Units Female Householder with Own Children Under 18

			Frequency	% of total	% of valid
Missing	6	missing in source	1	0.01%	
	8	geocode missing	5	0.03%	
		Total	6	0.04%	

Valid	Invalid	Minimum	Maximum	Mean	StdDev
15695	6	0	0.6317411...	0.0814595...	0.0549357...

 TME09042 - PROP HH, FEM HOUSEHOLDER W/ CHILD, MOE

Type	Numeric (Double)
TME09042	Proportion Occupied Housing Units Female Householder with Own Children Under 18, MOE

			Frequency	% of total	% of valid
Missing	996	missing in source	1	0.01%	
	998	geocode missing	5	0.03%	
		Total	6	0.04%	

Valid	Invalid	Minimum	Maximum	Mean	StdDev
15695	6	0.0059588...	283.98063...	0.0747888...	2.2693079...

 TAC09043 - PROP HH, MALE HOUSEHOLDER W/ CHILD

Type	Numeric (Double)
TAC09043	Proportion Occupied Housing Units Male Householder with Own Children Under 18

			Frequency	% of total	% of valid
Missing	6	missing in source	1	0.01%	
	8	geocode missing	5	0.03%	
		Total	6	0.04%	

Valid	Invalid	Minimum	Maximum	Mean	StdDev
15695	6	0	0.2328159...	0.0235756...	0.0203362...

TME09043 - PROP HH, MALE HOUSEHOLDER W/ CHILD, MOE

Type	Numeric (Double)
TME09043	Proportion Occupied Housing Units Male Householder with Own Children Under 18, MOE

			Frequency	% of total	% of valid
Missing	996	missing in source	1	0.01%	
	998	geocode missing	5	0.03%	
		Total	6	0.04%	

Valid	Invalid	Minimum	Maximum	Mean	StdDev
15695	6	0.0031540...	283.98063...	0.0795244...	2.2694521...

TAC09044 - PROP HHS NON-FAMILY HHS

Type	Numeric (Double)
TAC09044	Proportion Occupied Housing Units Nonfamily

			Frequency	% of total	% of valid
Missing	6	missing in source	1	0.01%	
	8	geocode missing	5	0.03%	
		Total	6	0.04%	

Valid	Invalid	Minimum	Maximum	Mean	StdDev
15695	6	0	0.9661246...	0.3358147...	0.1387123...

TME09044 - PROP HHS NON-FAMILY HHS, MOE

Type	Numeric (Double)
TME09044	Proportion Occupied Housing Units Nonfamily, MOE

			Frequency	% of total	% of valid
Missing	996	missing in source	1	0.01%	
	998	geocode missing	5	0.03%	
		Total	6	0.04%	

Valid	Invalid	Minimum	Maximum	Mean	StdDev
15695	6	0.0195850...	283.98063...	0.0967331...	2.2686367...

 TAC09045 - PROP FAMILIES, W/ CHILD FEM HH NO HUSB

Type	Numeric (Double)
TAC09045	Proportion Families with Own Children Headed by Female Householder

			Frequency	% of total	% of valid
Missing	6	missing in source	1	0.01%	
	8	geocode missing	5	0.03%	
Total			6	0.04%	

Valid	Invalid	Minimum	Maximum	Mean	StdDev
15695	6	0	1	0.2690106...	0.1672242...

 TME09045 - PROP FAM, W/ CHILD FEM HH NO HUSB, MOE

Type	Numeric (Double)
TME09045	Proportion Families with Own Children Headed by Female Householder, MOE

			Frequency	% of total	% of valid
Missing	96	missing in source	1	0.01%	
	98	geocode missing	5	0.03%	
Total			6	0.04%	

Valid	Invalid	Minimum	Maximum	Mean	StdDev
15695	6	0.0074792...	42.740676...	0.2039050...	1.4194919...

 TAC09046 - PROP FAMILIES, W/ CHILD MALE HH NO WIFE

Type	Numeric (Double)
TAC09046	Proportion Families with Own Children Headed by Male Householder

			Frequency	% of total	% of valid
Missing	6	missing in source	1	0.01%	
	8	geocode missing	5	0.03%	
Total			6	0.04%	

Valid	Invalid	Minimum	Maximum	Mean	StdDev
15695	6	0	1	0.0770212...	0.0691021...

 TME09046 - PROP FAM, W/ CHILD MALE HH NO WIFE, MOE

Type	Numeric (Double)
TME09046	Proportion Families with Own Children Headed by Male Householder, MOE

			Frequency	% of total	% of valid
Missing	96	missing in source	1	0.01%	
	98	geocode missing	5	0.03%	

		Total	6	0.04%	
--	--	-------	---	-------	--

Valid	Invalid	Minimum	Maximum	Mean	StdDev
15695	6	0.0011086...	42.740676...	0.1903522...	1.4296254...

TAC09047 - PROP SEP OR DIV'D

Type	Numeric (Double)
TAC09047	Proportion of Population 15 Years and Over Divorced or Separated

			Frequency	% of total	% of valid
Missing	6	missing in source	1	0.01%	
	8	geocode missing	5	0.03%	
Total			6	0.04%	

Valid	Invalid	Minimum	Maximum	Mean	StdDev
15695	6	0	0.4267822...	0.1343285...	0.0454440...

TME09047 - PROP SEP OR DIV'D, MOE

Type	Numeric (Double)
TME09047	Proportion of Population 15 Years and Over Divorced or Separated, MOE

			Frequency	% of total	% of valid
Missing	96	missing in source	1	0.01%	
	98	geocode missing	5	0.03%	
Total			6	0.04%	

Valid	Invalid	Minimum	Maximum	Mean	StdDev
15695	6	0.0060168...	6.4651443...	0.0436871...	0.0628542...

TAC09048 - PROP HHS LINGUISTICALLY ISOLATED

Type	Numeric (Double)
TAC09048	Proportion Households Linguistically Isolated

			Frequency	% of total	% of valid
Missing	6	missing in source	1	0.01%	
	8	geocode missing	5	0.03%	
Total			6	0.04%	

Valid	Invalid	Minimum	Maximum	Mean	StdDev
15695	6	0	0.7108929...	0.0546450...	0.0916214...

TME09048 - PROP HHS LINGUISTICALLY ISOLATED, MOE

Type	Numeric (Double)
TME09048	Proportion Households Linguistically Isolated, MOE

			Frequency	% of total	% of valid
Missing	996	missing in source	1	0.01%	
	998	geocode missing	5	0.03%	
		Total	6	0.04%	

Valid	Invalid	Minimum	Maximum	Mean	StdDev
15695	6	0.0057804...	523.63441...	0.1145364...	4.1807571...

TAC09049 - PROP FOREIGN BORN

Type	Numeric (Double)
TAC09049	Proportion Foreign Born

			Frequency	% of total	% of valid
Missing	6	missing in source	1	0.01%	
	8	geocode missing	5	0.03%	
		Total	6	0.04%	

Valid	Invalid	Minimum	Maximum	Mean	StdDev
15695	6	0	0.8238124...	0.1297721...	0.1519378...

TME09049 - PROP FOREIGN BORN, MOE

Type	Numeric (Double)
TME09049	Proportion Foreign Born, MOE

			Frequency	% of total	% of valid
Missing	6	missing in source	1	0.01%	
	8	geocode missing	5	0.03%	
		Total	6	0.04%	

Valid	Invalid	Minimum	Maximum	Mean	StdDev
15695	6	7.59E-4	3.0747713...	0.0371218...	0.0375640...

TAC09050 - PROP AGED 25+ W/O HS DIPLOMA

Type	Numeric (Double)
TAC09050	Proportion 25 Years and Over with Less Than High School Diploma

			Frequency	% of total	% of valid
Missing	6	missing in source	1	0.01%	
	8	geocode missing	5	0.03%	
		Total	6	0.04%	

Valid	Invalid	Minimum	Maximum	Mean	StdDev
15695	6	0	0.7127607...	0.1648879...	0.1123101...

 TME09050 - PROP AGED 25+ W/O HS DIPLOMA, MOE

Type	Numeric (Double)
TME09050	Proportion 25 Years and Over with Less Than High School Diploma, MOE

			Frequency	% of total	% of valid
Missing	96	missing in source	1	0.01%	
	98	geocode missing	5	0.03%	
Total			6	0.04%	


Valid	Invalid	Minimum	Maximum	Mean	StdDev
15695	6	0.0073484...	6.2027133...	0.0636082...	0.0691809...

 TAC09051 - PROP AGED 25+ W/ COLLEGE DEGREE +

Type	Numeric (Double)
TAC09051	Proportion 25 Years and Over with Bachelor's Degree or More

			Frequency	% of total	% of valid
Missing	6	missing in source	1	0.01%	
	8	geocode missing	5	0.03%	
Total			6	0.04%	

Valid	Invalid	Minimum	Maximum	Mean	StdDev
15695	6	0	1	0.2536761...	0.1659268...

 TME09051 - PROP AGED 25+ W/ COLLEGE DEGREE +, MOE

Type	Numeric (Double)
TME09051	Proportion 25 Years and Over with Bachelor's Degree or More, MOE

			Frequency	% of total	% of valid
Missing	96	missing in source	1	0.01%	
	98	geocode missing	5	0.03%	
Total			6	0.04%	

Valid	Invalid	Minimum	Maximum	Mean	StdDev
15695	6	0.0045152...	6.4394566...	0.0633677...	0.0695275...

 TAC09052 - UNEMPLOYMENT RATE-TOTAL

Type	Numeric (Double)
TAC09052	Unemployment Rate All Persons 16 Years and Over

			Frequency	% of total	% of valid
Missing	6	missing in source	1	0.01%	
	8	geocode missing	5	0.03%	

		Total	6	0.04%	
--	--	-------	---	-------	--

Valid	Invalid	Minimum	Maximum	Mean	StdDev
15695	6	0	0.6151898...	0.0800462...	0.0502113...

TME09052 - UNEMPLOYMENT RATE - TOTAL, MOE

Type	Numeric (Double)
TME09052	Unemployment Rate All Persons 16 Years and Over, MOE

			Frequency	% of total	% of valid
Missing	6	missing in source	1	0.01%	
	8	geocode missing	5	0.03%	
		Total	6	0.04%	

Valid	Invalid	Minimum	Maximum	Mean	StdDev
15695	6	0.0090330...	2.1151005...	0.0686498...	0.0504025...

TAC09053 - UNEMPLOYMENT RATE-MALES

Type	Numeric (Double)
TAC09053	Unemployment Rate Males 16 Years and Over

			Frequency	% of total	% of valid
Missing	6	missing in source	1	0.01%	
	8	geocode missing	5	0.03%	
		Total	6	0.04%	

Valid	Invalid	Minimum	Maximum	Mean	StdDev
15695	6	0	0.7733333...	0.0827471...	0.0613859...

TME09053 - UNEMPLOYMENT RATE - MALES, MOE

Type	Numeric (Double)
TME09053	Unemployment Rate Males 16 Years and Over, MOE

			Frequency	% of total	% of valid
Missing	6	missing in source	1	0.01%	
	8	geocode missing	5	0.03%	
		Total	6	0.04%	

Valid	Invalid	Minimum	Maximum	Mean	StdDev
15695	6	0.0129207...	4.2302010...	0.1225407...	0.1116512...

TAC09054 - UNEMPLOYMENT RATE-FEMALES

Type	Numeric (Double)
TAC09054	Unemployment Rate Females 16 Years and Over

			Frequency	% of total	% of valid
Missing	6	missing in source	1	0.01%	
	8	geocode missing	5	0.03%	
		Total	6	0.04%	

Valid	Invalid	Minimum	Maximum	Mean	StdDev
15695	6	0	0.6286644...	0.0774325...	0.0555127...

TME09054 - UNEMPLOYMENT RATE - FEMALES, MOE

Type	Numeric (Double)
TME09054	Unemployment Rate Females 16 Years and Over, MOE

			Frequency	% of total	% of valid
Missing	6	missing in source	1	0.01%	
	8	geocode missing	5	0.03%	
		Total	6	0.04%	

Valid	Invalid	Minimum	Maximum	Mean	StdDev
15695	6	0.0158042...	4.2302010...	0.1303527...	0.1021619...

TAC09055 - LABOR FORCE PART RATE MALES

Type	Numeric (Double)
TAC09055	Labor Force Participation Rate Males 16 Years and Over

			Frequency	% of total	% of valid
Missing	6	missing in source	1	0.01%	
	8	geocode missing	5	0.03%	
		Total	6	0.04%	

Valid	Invalid	Minimum	Maximum	Mean	StdDev
15695	6	0	1	0.7168041...	0.1101250...

TME09055 - LABOR FORCE PART RATE MALES, MOE

Type	Numeric (Double)
TME09055	Labor Force Participation Rate Males 16 Years and Over, MOE

			Frequency	% of total	% of valid
Missing	96	missing in source	1	0.01%	
	98	geocode missing	5	0.03%	
		Total	6	0.04%	

Valid	Invalid	Minimum	Maximum	Mean	StdDev
15695	6	0.0047749...	12.122854...	0.1181226...	0.1581550...

 TAC09056 - LABOR FORCE PART RATE FEMALES

Type	Numeric (Double)
TAC09056	Labor Force Participation Rate Females 16 Years and Over

			Frequency	% of total	% of valid
Missing	6	missing in source	1	0.01%	
	8	geocode missing	5	0.03%	
Total			6	0.04%	

Valid	Invalid	Minimum	Maximum	Mean	StdDev
15695	6	0	1	0.5991841...	0.0979059...

 TME09056 - LABOR FORCE PART RATE FEMALES, MOE

Type	Numeric (Double)
TME09056	Labor Force Participation Rate Females 16 Years and Over, MOE

			Frequency	% of total	% of valid
Missing	96	missing in source	1	0.01%	
	98	geocode missing	5	0.03%	
Total			6	0.04%	

Valid	Invalid	Minimum	Maximum	Mean	StdDev
15695	6	0.0078191...	13.267378...	0.1107824...	0.1295103...

 TAC09057 - PROP 0-5 W/ PARENTS IN LABOR FORCE

Type	Numeric (Double)
TAC09057	Among Children Under 6 Living with Two Paretns, Proportion with Both Parents in the Labor Force

			Frequency	% of total	% of valid
Missing	6	missing in source	1	0.01%	
	8	geocode missing	5	0.03%	
Total			6	0.04%	

Valid	Invalid	Minimum	Maximum	Mean	StdDev
15695	6	0	1	0.5728161...	0.2330151...

 TME09057 - PROP 0-5 W/ PARENTS IN LABOR FORCE, MOE

Type	Numeric (Double)
TME09057	Among Children Under 6 Living with Two Paretns, Proportion with Both Parents in the Labor Force, MOE

			Frequency	% of total	% of valid
--	--	--	-----------	------------	------------

Missing	996	missing in source	1	0.01%	
	998	geocode missing	5	0.03%	
		Total	6	0.04%	

Valid	Invalid	Minimum	Maximum	Mean	StdDev
15695	6	0.0039208...	192.33304...	2.4801654...	18.871557...

TAC09058 - PROP 6-17 W/ PARENTS IN LABOR FORCE

Type	Numeric (Double)
TAC09058	Among Children 6 to 17 Living with Two Paretns, Proportion with Both Parents in the Labor Force

			Frequency	% of total	% of valid
Missing	6	missing in source	1	0.01%	
	8	geocode missing	5	0.03%	
		Total	6	0.04%	

Valid	Invalid	Minimum	Maximum	Mean	StdDev
15695	6	0	1	0.6465228...	0.1914359...

TME09058 - PROP 6-17 W/ PARENTS IN LABOR FORCE, MOE

Type	Numeric (Double)
TME09058	Among Children 6 to 17 Living with Two Paretns, Proportion with Both Parents in the Labor Force, MOE

			Frequency	% of total	% of valid
Missing	996	missing in source	1	0.01%	
	998	geocode missing	5	0.03%	
		Total	6	0.04%	

Valid	Invalid	Minimum	Maximum	Mean	StdDev
15695	6	0.0023916...	192.33304...	1.6021451...	14.987081...

TAC09059 - UNEMPLOYMENT RATE-WHITE MALES

Type	Numeric (Double)
TAC09059	Proportion White Alone Males 16 Years and Over Unemployed

			Frequency	% of total	% of valid
Missing	6	missing in source	1	0.01%	
	8	geocode missing	5	0.03%	
		Total	6	0.04%	

Valid	Invalid	Minimum	Maximum	Mean	StdDev
15695	6	0	1	0.0676256...	0.0644197...

 TME09059 - UNEMP RATE-WHITE MALES, MOE

Type	Numeric (Double)
TME09059	Proportion White Alone Males 16 Years and Over Unemployed, MOE

			Frequency	% of total	% of valid
Missing	996	missing in source	1	0.01%	
	998	geocode missing	5	0.03%	
Total			6	0.04%	

Valid	Invalid	Minimum	Maximum	Mean	StdDev
15695	6	0.0078553...	96.166522...	1.2923901...	9.1978463...

 TAC09060 - UNEMPLOYMENT RATE-WHITE FEMALES

Type	Numeric (Double)
TAC09060	Proportion White Alone Females 16 Years and Over Unemployed

			Frequency	% of total	% of valid
Missing	6	missing in source	1	0.01%	
	8	geocode missing	5	0.03%	
Total			6	0.04%	

Valid	Invalid	Minimum	Maximum	Mean	StdDev
15695	6	0	1	0.0660990...	0.0686387...

 TME09060 - UNEMP RATE-WHITE FEMALES, MOE

Type	Numeric (Double)
TME09060	Proportion White Alone Females 16 Years and Over Unemployed, MOE

			Frequency	% of total	% of valid
Missing	996	missing in source	1	0.01%	
	998	geocode missing	5	0.03%	
Total			6	0.04%	

Valid	Invalid	Minimum	Maximum	Mean	StdDev
15695	6	0.0080921...	96.166522...	1.1600550...	8.2474090...

 TAC09061 - UNEMPLOYMENT RATE-WHITE MALES

Type	Numeric (Double)
TAC09061	Proportion Black or African American Alone Males 16 Years and Over Unemployed

			Frequency	% of total	% of valid
--	--	--	-----------	------------	------------

Missing	6	missing in source	1	0.01%	
	8	geocode missing	5	0.03%	
		Total	6	0.04%	

Valid	Invalid	Minimum	Maximum	Mean	StdDev
15695	6	0	1	0.1025088...	0.1784592...

TME09061 - UNEMP RATE-WHITE MALES, MOE

Type	Numeric (Double)
TME09061	Proportion Black or African American Alone Males 16 Years and Over Unemployed, MOE

			Frequency	% of total	% of valid
Missing	996	missing in source	1	0.01%	
	998	geocode missing	5	0.03%	
		Total	6	0.04%	

Valid	Invalid	Minimum	Maximum	Mean	StdDev
15695	6	0.0335397...	96.166522...	17.558115...	32.146831...

TAC09062 - UNEMPLOYMENT RATE-WHITE FEMALES

Type	Numeric (Double)
TAC09062	Proportion Black or African American Alone Females 16 Years and Over Unemployed

			Frequency	% of total	% of valid
Missing	6	missing in source	1	0.01%	
	8	geocode missing	5	0.03%	
		Total	6	0.04%	

Valid	Invalid	Minimum	Maximum	Mean	StdDev
15695	6	0	1	0.0864688...	0.1614366...

TME09062 - UNEMP RATE-WHITE FEMALES, MOE

Type	Numeric (Double)
TME09062	Proportion Black or African American Alone Females 16 Years and Over Unemployed, MOE

			Frequency	% of total	% of valid
Missing	996	missing in source	1	0.01%	
	998	geocode missing	5	0.03%	
		Total	6	0.04%	

Valid	Invalid	Minimum	Maximum	Mean	StdDev
-------	---------	---------	---------	------	--------

15695	6	0.0289448...	96.166522...	19.336192...	33.558435...
-------	---	--------------	--------------	--------------	--------------

TAC09063 - UNEMPLOYMENT RATE-AM INDIAN MALES

Type	Numeric (Double)
TAC09063	Proportion American Indian or Alaska Native Alone Males 16 Years and Over Unemployed

			Frequency	% of total	% of valid
Missing	6	missing in source	1	0.01%	
	8	geocode missing	5	0.03%	
		Total	6	0.04%	

Valid	Invalid	Minimum	Maximum	Mean	StdDev
15695	6	0	1	0.0303361...	0.1560291...

TME09063 - UNEMP RATE-AM INDIAN MALES, MOE

Type	Numeric (Double)
TME09063	Proportion American Indian or Alaska Native Alone Males 16 Years and Over Unemployed, MOE

			Frequency	% of total	% of valid
Missing	996	missing in source	1	0.01%	
	998	geocode missing	5	0.03%	
		Total	6	0.04%	

Valid	Invalid	Minimum	Maximum	Mean	StdDev
15695	6	0.2214371...	96.166522...	64.660634...	36.156963...

TAC09064 - UNEMPLOYMENT RATE-AM INDIAN FEMALES

Type	Numeric (Double)
TAC09064	Proportion American Indian or Alaska Native Alone Females 16 Years and Over Unemployed

			Frequency	% of total	% of valid
Missing	6	missing in source	1	0.01%	
	8	geocode missing	5	0.03%	
		Total	6	0.04%	

Valid	Invalid	Minimum	Maximum	Mean	StdDev
15695	6	0	1	0.0279761...	0.1494168...

TME09064 - UNEMP RATE-AM INDIAN FEMALES, MOE

Type	Numeric (Double)
------	------------------

TME09064	Proportion American Indian or Alaska Native Alone Females 16 Years and Over Unemployed, MOE
----------	---

			Frequency	% of total	% of valid
Missing	996	missing in source	1	0.01%	
	998	geocode missing	5	0.03%	
		Total	6	0.04%	

Valid	Invalid	Minimum	Maximum	Mean	StdDev
15695	6	0.1001626...	96.166522...	64.597283...	36.120102...

Type	Numeric (Double)
TAC09065	Proportion Asian or Pacific Islander Alone Males 16 Years and Over Unemployed

			Frequency	% of total	% of valid
Missing	6	missing in source	1	0.01%	
	8	geocode missing	5	0.03%	
		Total	6	0.04%	

Valid	Invalid	Minimum	Maximum	Mean	StdDev
15695	6	0	1	0.0340906...	0.1161687...

Type	Numeric (Double)
TME09065	Proportion Asian or Pacific Islander Alone Males 16 Years and Over Unemployed, MOE

			Frequency	% of total	% of valid
Missing	96	missing in source	1	0.01%	
	98	geocode missing	5	0.03%	
		Total	6	0.04%	

Valid	Invalid	Minimum	Maximum	Mean	StdDev
15695	6	0.0475721...	48.083261...	17.257280...	19.138907...

Type	Numeric (Double)
TAC09066	Proportion Asian or Pacific Islander Alone Females 16 Years and Over Unemployed

			Frequency	% of total	% of valid
--	--	--	-----------	------------	------------

Missing	6	missing in source	1	0.01%	
	8	geocode missing	5	0.03%	
		Total	6	0.04%	

Valid	Invalid	Minimum	Maximum	Mean	StdDev
15695	6	0	1	0.0375782...	0.1259620...

TME09066 - UNEMP RATE-ASIAN/PAC ISL FEMALES, MOE

Type	Numeric (Double)
TME09066	Proportion Asian or Pacific Islander Alone Females 16 Years and Over Unemployed, MOE

			Frequency	% of total	% of valid
Missing	96	missing in source	1	0.01%	
	98	geocode missing	5	0.03%	
		Total	6	0.04%	

Valid	Invalid	Minimum	Maximum	Mean	StdDev
15695	6	0.0474781...	48.083261...	16.661644...	18.889434...

TAC09067 - UNEMPLOYMENT RATE-OTHER MALES

Type	Numeric (Double)
TAC09067	Proportion Some Other Race Alone Males 16 Years and Over Unemployed

			Frequency	% of total	% of valid
Missing	6	missing in source	1	0.01%	
	8	geocode missing	5	0.03%	
		Total	6	0.04%	

Valid	Invalid	Minimum	Maximum	Mean	StdDev
15695	6	0	1	0.0436076...	0.1352473...

TME09067 - UNEMP RATE-OTHER MALES, MOE

Type	Numeric (Double)
TME09067	Proportion Some Other Race Alone Males 16 Years and Over Unemployed, MOE

			Frequency	% of total	% of valid
Missing	996	missing in source	1	0.01%	
	998	geocode missing	5	0.03%	
		Total	6	0.04%	

Valid	Invalid	Minimum	Maximum	Mean	StdDev
15695	6	0.0358590...	96.166522...	31.667810...	38.823489...

 TAC09068 - UNEMPLOYMENT RATE-OTHER FEMALEES

Type	Numeric (Double)
TAC09068	Proportion Some Other Race Alone Females 16 Years and Over Unemployed

			Frequency	% of total	% of valid
Missing	6	missing in source	1	0.01%	
	8	geocode missing	5	0.03%	
		Total	6	0.04%	

Valid	Invalid	Minimum	Maximum	Mean	StdDev
15695	6	0	1	0.0631717...	0.1741018...

 TME09068 - UNEMP RATE-OTHER FEMALEES, MOE

Type	Numeric (Double)
TME09068	Proportion Some Other Race Alone Females 16 Years and Over Unemployed, MOE

			Frequency	% of total	% of valid
Missing	996	missing in source	1	0.01%	
	998	geocode missing	5	0.03%	
		Total	6	0.04%	

Valid	Invalid	Minimum	Maximum	Mean	StdDev
15695	6	0.0656475...	96.187317...	34.627571...	39.384682...

 TAC09069 - UNEMPLOYMENT RATE-2-MORE RACES MALES

Type	Numeric (Double)
TAC09069	Proportion Two or More Races Males 16 Years and Over Unemployed

			Frequency	% of total	% of valid
Missing	6	missing in source	1	0.01%	
	8	geocode missing	5	0.03%	
		Total	6	0.04%	

Valid	Invalid	Minimum	Maximum	Mean	StdDev
15695	6	0	1	0.0753386...	0.2152538...

 TME09069 - UNEMP RATE-2-MORE RACES MALES, MOE

Type	Numeric (Double)
TME09069	Proportion Two or More Races Males 16 Years and Over Unemployed, MOE

			Frequency	% of total	% of valid
--	--	--	-----------	------------	------------

Missing	996	missing in source	1	0.01%	
	998	geocode missing	5	0.03%	
		Total	6	0.04%	

Valid	Invalid	Minimum	Maximum	Mean	StdDev
15695	6	0.0595488...	96.385942...	35.440378...	38.993753...

Type	Numeric (Double)
TAC09070	Proportion Two or More Races Females 16 Years and Over Unemployed

			Frequency	% of total	% of valid
Missing	6	missing in source	1	0.01%	
	8	geocode missing	5	0.03%	
		Total	6	0.04%	

Valid	Invalid	Minimum	Maximum	Mean	StdDev
15695	6	0	1	0.0646624...	0.1970031...

Type	Numeric (Double)
TME09070	Proportion Two or More Races Females 16 Years and Over Unemployed, MOE

			Frequency	% of total	% of valid
Missing	996	missing in source	1	0.01%	
	998	geocode missing	5	0.03%	
		Total	6	0.04%	

Valid	Invalid	Minimum	Maximum	Mean	StdDev
15695	6	0.0706476...	103.05702...	35.176176...	38.906537...

Type	Numeric (Double)
TAC09071	Proportion Hispanic or Latino Males 16 Years and Over Unemployed

			Frequency	% of total	% of valid
Missing	6	missing in source	1	0.01%	
	8	geocode missing	5	0.03%	
		Total	6	0.04%	

Valid	Invalid	Minimum	Maximum	Mean	StdDev
15695	6	0	1	0.0615233...	0.1450819...

####

Type	Numeric (Double)
TME09071	Proportion Hispanic or Latino Males 16 Years and Over Unemployed, MOE

			Frequency	% of total	% of valid
Missing	996	missing in source	1	0.01%	
	998	geocode missing	5	0.03%	
Total			6	0.04%	

Valid	Invalid	Minimum	Maximum	Mean	StdDev
15695	6	0.0121379...	96.166522...	15.650040...	30.096774...

TAC09072 - UNEMPLOYMENT RATE-HISPANIC FEMALES

Type	Numeric (Double)
TAC09072	Proportion Hispanic or Latino Females 16 Years and Over Unemployed

			Frequency	% of total	% of valid
Missing	6	missing in source	1	0.01%	
	8	geocode missing	5	0.03%	
Total			6	0.04%	

Valid	Invalid	Minimum	Maximum	Mean	StdDev
15695	6	0	1	0.0755082...	0.1604366...

TME09072 - UNEMP RATE-HISPANIC FEMALES, MOE

Type	Numeric (Double)
TME09072	Proportion Hispanic or Latino Females 16 Years and Over Unemployed, MOE

			Frequency	% of total	% of valid
Missing	996	missing in source	1	0.01%	
	998	geocode missing	5	0.03%	
Total			6	0.04%	

Valid	Invalid	Minimum	Maximum	Mean	StdDev
15695	6	0.0238578...	96.187317...	18.339514...	32.146471...

TAC09073 - UNEMPLOYMENT RATE-WHITE MALES NOT HISP

Type	Numeric (Double)
TAC09073	Proportion White Alone not Hispanic or Latino Males 16 Years and Over Unemployed

			Frequency	% of total	% of valid
Missing	6	missing in source	1	0.01%	
	8	geocode missing	5	0.03%	

		Total	6	0.04%	
--	--	-------	---	-------	--

Valid	Invalid	Minimum	Maximum	Mean	StdDev
15695	6	0	1	0.0673297...	0.0725764...

 TME09073 - UNEMP RATE-WHITE MALES NOT HISP, MOE

Type	Numeric (Double)
TME09073	Proportion White Alone not Hispanic or Latino Males 16 Years and Over Unemployed, MOE

			Frequency	% of total	% of valid
Missing	996	missing in source	1	0.01%	
	998	geocode missing	5	0.03%	
Total			6	0.04%	

Valid	Invalid	Minimum	Maximum	Mean	StdDev
15695	6	0.0087978...	96.166522...	2.2920806...	12.562882...

 TAC09074 - UNEMPLOYMENT RATE-WHITE FEMALES NOT HISP

Type	Numeric (Double)
TAC09074	Proportion White Alone not Hispanic or Latino Females 16 Years and Over Unemployed

			Frequency	% of total	% of valid
Missing	6	missing in source	1	0.01%	
	8	geocode missing	5	0.03%	
Total			6	0.04%	

Valid	Invalid	Minimum	Maximum	Mean	StdDev
15695	6	0	1	0.0621108...	0.0739176...

 TME09074 - UNEMP RATE-WHITE FEMALES NOT HISP, MOE

Type	Numeric (Double)
TME09074	Proportion White Alone not Hispanic or Latino Females 16 Years and Over Unemployed, MOE

			Frequency	% of total	% of valid
Missing	996	missing in source	1	0.01%	
	998	geocode missing	5	0.03%	
Total			6	0.04%	

Valid	Invalid	Minimum	Maximum	Mean	StdDev
15695	6	0.0081070...	96.166522...	2.1971676...	12.066540...

 TAC09075 - PROP EMPL IN AG/FORESTRY/HUNTING/MINING

Type	Numeric (Double)
TAC09075	Proportion of Employed 16 years and Over in Agriculture, Forestry, Fishing, Hunting, and Mining

			Frequency	% of total	% of valid
Missing	6	missing in source	1	0.01%	
	8	geocode missing	5	0.03%	
		Total	6	0.04%	

Valid	Invalid	Minimum	Maximum	Mean	StdDev
15695	6	0	0.4739647...	0.0161632...	0.0364785...

 TME09075 - PROP IN AG/FORESTRY/HUNTING/MINING, MOE

Type	Numeric (Double)
TME09075	Proportion of Employed 16 years and Over in Agriculture, Forestry, Fishing, Hunting, and Mining, MOE

			Frequency	% of total	% of valid
Missing	996	missing in source	1	0.01%	
	998	geocode missing	5	0.03%	
		Total	6	0.04%	

Valid	Invalid	Minimum	Maximum	Mean	StdDev
15695	6	0.0016996...	283.98063...	0.0771037...	2.2698064...

 TAC09076 - PROP EMPL IN CONSTRUCTION

Type	Numeric (Double)
TAC09076	Proportion of Employed 16 years and Over in Construction

			Frequency	% of total	% of valid
Missing	6	missing in source	1	0.01%	
	8	geocode missing	5	0.03%	
		Total	6	0.04%	

Valid	Invalid	Minimum	Maximum	Mean	StdDev
15695	6	0	0.4177424...	0.0710413...	0.0449398...

 TME09076 - PROP IN CONSTRUCTION, MOE

Type	Numeric (Double)
TME09076	Proportion of Employed 16 years and Over in Construction, MOE

			Frequency	% of total	% of valid
--	--	--	-----------	------------	------------

Missing	996	missing in source	1	0.01%	
	998	geocode missing	5	0.03%	
		Total	6	0.04%	

Valid	Invalid	Minimum	Maximum	Mean	StdDev
15695	6	0.0037719...	283.98063...	0.0789740...	2.2698156...

TAC09077 - PROP EMPL IN MANUFACTURING

Type	Numeric (Double)
TAC09077	Proportion of Employed 16 years and Over in Manufacturing

			Frequency	% of total	% of valid
Missing	6	missing in source	1	0.01%	
	8	geocode missing	5	0.03%	
		Total	6	0.04%	

Valid	Invalid	Minimum	Maximum	Mean	StdDev
15695	6	0	0.4949937...	0.1158291...	0.0731993...

TME09077 - PROP IN MANUFACTURING, MOE

Type	Numeric (Double)
TME09077	Proportion of Employed 16 years and Over in Manufacturing, MOE

			Frequency	% of total	% of valid
Missing	996	missing in source	1	0.01%	
	998	geocode missing	5	0.03%	
		Total	6	0.04%	

Valid	Invalid	Minimum	Maximum	Mean	StdDev
15695	6	0.0047623...	283.98063...	0.0705164...	2.2696981...

TAC09078 - PROP EMPL IN WHOLESALE TRADE

Type	Numeric (Double)
TAC09078	Proportion of Employed 16 years and Over in Wholesale Trade

			Frequency	% of total	% of valid
Missing	6	missing in source	1	0.01%	
	8	geocode missing	5	0.03%	
		Total	6	0.04%	

Valid	Invalid	Minimum	Maximum	Mean	StdDev
15695	6	0	0.2235434...	0.0310414...	0.0215886...

TME09078 - PROP IN WHOLESALE TRADE, MOE

Type	Numeric (Double)
TME09078	Proportion of Employed 16 years and Over in Wholesale Trade, MOE

			Frequency	% of total	% of valid
Missing	996	missing in source	1	0.01%	
	998	geocode missing	5	0.03%	
Total			6	0.04%	

Valid	Invalid	Minimum	Maximum	Mean	StdDev
15695	6	0.0016296...	283.98063...	0.0654488...	2.2699473...

TAC09079 - PROP EMPL IN RETAIL TRADE

Type	Numeric (Double)
TAC09079	Proportion of Employed 16 years and Over in Retail Trade

			Frequency	% of total	% of valid
Missing	6	missing in source	1	0.01%	
	8	geocode missing	5	0.03%	
Total			6	0.04%	

Valid	Invalid	Minimum	Maximum	Mean	StdDev
15695	6	0	0.3766745...	0.1171873...	0.0412707...

TME09079 - PROP IN RETAIL TRADE, MOE

Type	Numeric (Double)
TME09079	Proportion of Employed 16 years and Over in Retail Trade, MOE

			Frequency	% of total	% of valid
Missing	996	missing in source	1	0.01%	
	998	geocode missing	5	0.03%	
Total			6	0.04%	

Valid	Invalid	Minimum	Maximum	Mean	StdDev
15695	6	0.0086537...	283.98063...	0.0703158...	2.2695179...

TAC09080 - PROP TRANSPORT, WAREHOUSING, UTLTS

Type	Numeric (Double)
TAC09080	Proportion of Employed 16 years and Over in Transportation, Warehousing, and Utilities

			Frequency	% of total	% of valid
Missing	6	missing in source	1	0.01%	
	8	geocode missing	5	0.03%	

		Total	6	0.04%	
--	--	-------	---	-------	--

Valid	Invalid	Minimum	Maximum	Mean	StdDev
15695	6	0	0.4311111...	0.0549414...	0.0329806...

TME09080 - PROP TRANSPORT, WAREHOUSING, UTILS, MOE

Type	Numeric (Double)
TME09080	Proportion of Employed 16 years and Over in Transportation, Warehousing, and Utilities, MOE

			Frequency	% of total	% of valid
Missing	996	missing in source	1	0.01%	
	998	geocode missing	5	0.03%	
Total			6	0.04%	

Valid	Invalid	Minimum	Maximum	Mean	StdDev
15695	6	0.0036053...	283.98063...	0.0653499...	2.2698253...

TAC09081 - PROP INFORMATION

Type	Numeric (Double)
TAC09081	Proportion of Employed 16 years and Over in Information

			Frequency	% of total	% of valid
Missing	6	missing in source	1	0.01%	
	8	geocode missing	5	0.03%	
Total			6	0.04%	

Valid	Invalid	Minimum	Maximum	Mean	StdDev
15695	6	0	0.2597292...	0.0224774...	0.0201422...

TME09081 - PROP INFORMATION, MOE

Type	Numeric (Double)
TME09081	Proportion of Employed 16 years and Over in Information, MOE

			Frequency	% of total	% of valid
Missing	996	missing in source	1	0.01%	
	998	geocode missing	5	0.03%	
Total			6	0.04%	

Valid	Invalid	Minimum	Maximum	Mean	StdDev
15695	6	0.0022327...	283.98063...	0.0657835...	2.2699610...

TAC09082 - PROP EMPL IN FINANCE/INSUR/REAL ESTATE

Type	Numeric (Double)
------	------------------

TAC09082	Proportion of Employed 16 years and Over in Finance, Insurance, and Real Estate
----------	---

			Frequency	% of total	% of valid
Missing	6	missing in source	1	0.01%	
	8	geocode missing	5	0.03%	
		Total	6	0.04%	

Valid	Invalid	Minimum	Maximum	Mean	StdDev
15695	6	0	0.4030339...	0.0660496...	0.0397466...

TME09082 - PROP IN FINANCE/INSUR/REAL ESTATE, MOE

Type	Numeric (Double)
TME09082	Proportion of Employed 16 years and Over in Finance, Insurance, and Real Estate, MOE

			Frequency	% of total	% of valid
Missing	996	missing in source	1	0.01%	
	998	geocode missing	5	0.03%	
		Total	6	0.04%	

Valid	Invalid	Minimum	Maximum	Mean	StdDev
15695	6	0.0015420...	283.98063...	0.0635769...	2.2698069...

TAC09083 - PROP PROF, SCI, MGMT, ADMIN, WASTE

Type	Numeric (Double)
TAC09083	Proportion of Employed 16 years and Over in Professional, Scientific, Management, Administrative, and Waste Management Services

			Frequency	% of total	% of valid
Missing	6	missing in source	1	0.01%	
	8	geocode missing	5	0.03%	
		Total	6	0.04%	

Valid	Invalid	Minimum	Maximum	Mean	StdDev
15695	6	0	0.3968332...	0.0969657...	0.0512695...

TME09083 - PROP PROF, SCI, MGMT, ADMIN, WASTE, MOE

Type	Numeric (Double)
TME09083	Proportion of Employed 16 years and Over in Professional, Scientific, Management, Administrative, and Waste Management Services, MOE

			Frequency	% of total	% of valid
--	--	--	-----------	------------	------------

Missing	996	missing in source	1	0.01%	
	998	geocode missing	5	0.03%	
		Total	6	0.04%	

Valid	Invalid	Minimum	Maximum	Mean	StdDev
15695	6	0.0065546...	283.98063...	0.0668736...	2.2696495...

TAC09084 - PROP EDUCATIONAL, HEALTH & SOCIAL SVCS

Type	Numeric (Double)
TAC09084	Proportion of Employed 16 years and Over in Educational, Health, and Social Services

			Frequency	% of total	% of valid
Missing	6	missing in source	1	0.01%	
	8	geocode missing	5	0.03%	
		Total	6	0.04%	

Valid	Invalid	Minimum	Maximum	Mean	StdDev
15695	6	0	1	0.2160482...	0.0716895...

TME09084 - PROP EDUC, HEALTH & SOCIAL SVCS, MOE

Type	Numeric (Double)
TME09084	Proportion of Employed 16 years and Over in Educational, Health, and Social Services, MOE

			Frequency	% of total	% of valid
Missing	996	missing in source	1	0.01%	
	998	geocode missing	5	0.03%	
		Total	6	0.04%	

Valid	Invalid	Minimum	Maximum	Mean	StdDev
15695	6	0.0107406...	283.98063...	0.0787228...	2.2694242...

TAC09085 - PROP ARTS, ENTERTAINMENT, FOOD SVCS

Type	Numeric (Double)
TAC09085	Proportion of Employed 16 years and Over in Arts, Entertainment, Recreation, and Food Services

			Frequency	% of total	% of valid
Missing	6	missing in source	1	0.01%	
	8	geocode missing	5	0.03%	
		Total	6	0.04%	

Valid	Invalid	Minimum	Maximum	Mean	StdDev
-------	---------	---------	---------	------	--------

15695	6	0	0.5442913...	0.0925103...	0.0561424...
-------	---	---	--------------	--------------	--------------

TME09085 - PROP ARTS, ENTERTAINMENT, FOOD SVCS, MOE

Type	Numeric (Double)
TME09085	Proportion of Employed 16 years and Over in Arts, Entertainment, Recreation, and Food Services, MOE

			Frequency	% of total	% of valid
Missing	996	missing in source	1	0.01%	
	998	geocode missing	5	0.03%	
		Total	6	0.04%	

Valid	Invalid	Minimum	Maximum	Mean	StdDev
15695	6	0.0023708...	283.98063...	0.0696855...	2.2696379...

TAC09086 - PROP OTHER SERVICES

Type	Numeric (Double)
TAC09086	Proportion of Employed 16 years and Over in Other Services (Does Not Include Public Administration)

			Frequency	% of total	% of valid
Missing	6	missing in source	1	0.01%	
	8	geocode missing	5	0.03%	
		Total	6	0.04%	

Valid	Invalid	Minimum	Maximum	Mean	StdDev
15695	6	0	0.5876288...	0.0498915...	0.0271744...

TME09086 - PROP OTHER SERVICES, MOE

Type	Numeric (Double)
TME09086	Proportion of Employed 16 years and Over in Other Services (Does Not Include Public Administration), MOE

			Frequency	% of total	% of valid
Missing	996	missing in source	1	0.01%	
	998	geocode missing	5	0.03%	
		Total	6	0.04%	

Valid	Invalid	Minimum	Maximum	Mean	StdDev
15695	6	0.0070143...	283.98063...	0.0606286...	2.2698315...

TAC09087 - PROP EMPL IN PUBLIC ADMIN

Type	Numeric (Double)
TAC09087	Proportion of Employed 16 years and Over in Public Administration

			Frequency	% of total	% of valid
Missing	6	missing in source	1	0.01%	
	8	geocode missing	5	0.03%	
		Total	6	0.04%	

Valid	Invalid	Minimum	Maximum	Mean	StdDev
15695	6	0	0.5882031...	0.0497892...	0.0422142...

TME09087 - PROP IN PUBLIC ADMIN, MOE

Type	Numeric (Double)
TME09087	Proportion of Employed 16 years and Over in Public Administration, MOE

			Frequency	% of total	% of valid
Missing	996	missing in source	1	0.01%	
	998	geocode missing	5	0.03%	
		Total	6	0.04%	

Valid	Invalid	Minimum	Maximum	Mean	StdDev
15695	6	0.0044284...	283.98063...	0.0605875...	2.2698521...

TAC09088 - PROP IN MANAGEMENT, PROF, & RELATED OCCS

Type	Numeric (Double)
TAC09088	Proportion of Employed 16 years and Over in Management, Professional, and Related Occupations

			Frequency	% of total	% of valid
Missing	6	missing in source	1	0.01%	
	8	geocode missing	5	0.03%	
		Total	6	0.04%	

Valid	Invalid	Minimum	Maximum	Mean	StdDev
15695	6	0	1	0.3221174...	0.1352204...

TME09088 - PROP IN MNGT, PROF, & RELATED OCCS, MOE

Type	Numeric (Double)
TME09088	Proportion of Employed 16 years and Over in Management, Professional, and Related Occupations, MOE

			Frequency	% of total	% of valid
Missing	996	missing in source	1	0.01%	
	998	geocode missing	5	0.03%	
		Total	6	0.04%	

Valid	Invalid	Minimum	Maximum	Mean	StdDev
-------	---------	---------	---------	------	--------

15695	6	0.0037121...	283.98063...	0.0806696...	2.2691859...
-------	---	--------------	--------------	--------------	--------------

 TAC09089 - PROP EMPL IN SERVICE OCCS

Type	Numeric (Double)
TAC09089	Proportion of Employed 16 years and Over in Service Occupations

			Frequency	% of total	% of valid
Missing	6	missing in source	1	0.01%	
	8	geocode missing	5	0.03%	
		Total	6	0.04%	

Valid	Invalid	Minimum	Maximum	Mean	StdDev
15695	6	0	1	0.1803485...	0.0725297...

 TME09089 - PROP IN SERVICE OCCS, MOE

Type	Numeric (Double)
TME09089	Proportion of Employed 16 years and Over in Service Occupations, MOE

			Frequency	% of total	% of valid
Missing	996	missing in source	1	0.01%	
	998	geocode missing	5	0.03%	
		Total	6	0.04%	

Valid	Invalid	Minimum	Maximum	Mean	StdDev
15695	6	0.0026122...	283.98063...	0.0808765...	2.2694119...

 TAC09090 - PROP SALES AND OFFICE

Type	Numeric (Double)
TAC09090	Proportion of Employed 16 years and Over in Sales and Office Occupations

			Frequency	% of total	% of valid
Missing	6	missing in source	1	0.01%	
	8	geocode missing	5	0.03%	
		Total	6	0.04%	

Valid	Invalid	Minimum	Maximum	Mean	StdDev
15695	6	0	0.6401673...	0.2584684...	0.0583250...

 TME09090 - PROP SALES AND OFFICE, MOE

Type	Numeric (Double)
TME09090	Proportion of Employed 16 years and Over in Sales and Office Occupations, MOE

			Frequency	% of total	% of valid
--	--	--	-----------	------------	------------

Missing	996	missing in source	1	0.01%	
	998	geocode missing	5	0.03%	
		Total	6	0.04%	

Valid	Invalid	Minimum	Maximum	Mean	StdDev
15695	6	0.0169472...	283.98063...	0.0841496...	2.2693027...

TAC09091 - PROP EMPL IN FARM/FORSTRY/FISHING OCCS

Type	Numeric (Double)
TAC09091	Proportion of Employed 16 years and Over in Farming, Fishing, and Forestry Occupations

			Frequency	% of total	% of valid
Missing	6	missing in source	1	0.01%	
	8	geocode missing	5	0.03%	
		Total	6	0.04%	

Valid	Invalid	Minimum	Maximum	Mean	StdDev
15695	6	0	0.4285714...	0.0058551...	0.0187896...

TME09091 - PROP IN FARM/FORSTRY/FISHING OCCS, MOE

Type	Numeric (Double)
TME09091	Proportion of Employed 16 years and Over in Farming, Fishing, and Forestry Occupations, MOE

			Frequency	% of total	% of valid
Missing	996	missing in source	1	0.01%	
	998	geocode missing	5	0.03%	
		Total	6	0.04%	

Valid	Invalid	Minimum	Maximum	Mean	StdDev
15695	6	0.0019118...	283.98063...	0.0796575...	2.2697760...

TAC09092 - PROP CONSTRUCTION, EXTRACT, MAINT

Type	Numeric (Double)
TAC09092	Proportion of Employed 16 years and Over in Construction, Extraction, and Maintenance Occupations

			Frequency	% of total	% of valid
Missing	6	missing in source	1	0.01%	
	8	geocode missing	5	0.03%	
		Total	6	0.04%	

Valid	Invalid	Minimum	Maximum	Mean	StdDev
-------	---------	---------	---------	------	--------

15695	6	0	0.4724264...	0.0960672...	0.0533159...
-------	---	---	--------------	--------------	--------------

TME09092 - PROP CONSTRUCTION, EXTRACT, MAINT, MOE

Type	Numeric (Double)
TME09092	Proportion of Employed 16 years and Over in Construction, Extraction, and Maintenance Occupations, MOE

			Frequency	% of total	% of valid
Missing	996	missing in source	1	0.01%	
	998	geocode missing	5	0.03%	
		Total	6	0.04%	

Valid	Invalid	Minimum	Maximum	Mean	StdDev
15695	6	0.0057201...	283.98063...	0.0884368...	2.2697269...

TAC09093 - PROP PRODUCTION, TRANSPORTATION

Type	Numeric (Double)
TAC09093	Proportion of Employed 16 years and Over in Production, Transportation, and Material Moving Occupations

			Frequency	% of total	% of valid
Missing	6	missing in source	1	0.01%	
	8	geocode missing	5	0.03%	
		Total	6	0.04%	

Valid	Invalid	Minimum	Maximum	Mean	StdDev
15695	6	0	0.6153846...	0.1370795...	0.0772785...

TME09093 - PROP PRODUCTION, TRANSPORTATION, MOE

Type	Numeric (Double)
TME09093	Proportion of Employed 16 years and Over in Production, Transportation, and Material Moving Occupations, MOE

			Frequency	% of total	% of valid
Missing	996	missing in source	1	0.01%	
	998	geocode missing	5	0.03%	
		Total	6	0.04%	

Valid	Invalid	Minimum	Maximum	Mean	StdDev
15695	6	0.0050060...	283.98063...	0.0756414...	2.2696300...

TAC09094 - MEDIAN HOUSEHOLD INCOME

Type	Numeric (Double)
TAC09094	Median Household Income Past 12 Months

			Frequency	% of total	% of valid
Missing	999996	missing in source	3	0.02%	
	999998	geocode missing	5	0.03%	
		Total	8	0.05%	

Valid	Invalid	Minimum	Maximum	Mean	StdDev
15693	8	4800	171600	52293.328...	22010.484...

TME09094 - MEDIAN HOUSEHOLD INCOME, MOE

Type	Numeric (Double)
TME09094	Median Household Income Past 12 Months, MOE

			Frequency	% of total	% of valid
Missing	999996	missing in source	3	0.02%	
	999998	geocode missing	5	0.03%	
		Total	8	0.05%	

Valid	Invalid	Minimum	Maximum	Mean	StdDev
15693	8	750	103500	7836.8795...	5072.5596...

TAC09095 - PROP HHS W/ PUBLIC ASSIST INCOME

Type	Numeric (Double)
TAC09095	Proportion Households Receiving Public Assist Income Past 12 Months

			Frequency	% of total	% of valid
Missing	6	missing in source	1	0.01%	
	8	geocode missing	5	0.03%	
		Total	6	0.04%	

Valid	Invalid	Minimum	Maximum	Mean	StdDev
15695	6	0	0.4103237...	0.0255407...	0.0291764...

TME09095 - PROP HHS W/ PUBLIC ASSIST INCOME, MOE

Type	Numeric (Double)
TME09095	Proportion Households Receiving Public Assist Income Past 12 Months, MOE

			Frequency	% of total	% of valid
Missing	996	missing in source	1	0.01%	
	998	geocode missing	5	0.03%	
		Total	6	0.04%	

Valid	Invalid	Minimum	Maximum	Mean	StdDev
15695	6	8.05E-4	179.60512...	0.0449003...	1.4379821...

 TAC09096 - MEDIAN FAMILY INCOME

Type	Numeric (Double)
TAC09096	Median Family Income Past 12 Months

			Frequency	% of total	% of valid
Missing	999996	missing in source	5	0.03%	
	999998	geocode missing	5	0.03%	
Total			10	0.06%	

Valid	Invalid	Minimum	Maximum	Mean	StdDev
15691	10	2499	250001	61826.563...	26972.613...

 TME09096 - MEDIAN FAMILY INCOME, MOE

Type	Numeric (Double)
TME09096	Median Family Income Past 12 Months, MOE

			Frequency	% of total	% of valid
Missing	999996	missing in source	10	0.06%	
	999998	geocode missing	5	0.03%	
Total			15	0.1%	

Valid	Invalid	Minimum	Maximum	Mean	StdDev
15686	15	682	202000	10917.007...	9136.1523...

 TAC09097 - PROP FAMILIES W/ INCOME < \$15,000

Type	Numeric (Double)
TAC09097	Proportion Families with Incomes Less Than \$15K Past 12 Months

			Frequency	% of total	% of valid
Missing	6	missing in source	1	0.01%	
	8	geocode missing	5	0.03%	
Total			6	0.04%	

Valid	Invalid	Minimum	Maximum	Mean	StdDev
15695	6	0	1	0.0926967...	0.0877851...

 TME09097 - PROP FAMILIES W/ INCOME < \$15,000, MOE

Type	Numeric (Double)
TME09097	Proportion Families with Incomes Less Than \$15K Past 12 Months, MOE

			Frequency	% of total	% of valid
Missing	996	missing in source	1	0.01%	
	998	geocode missing	5	0.03%	

		Total	6	0.04%	
--	--	-------	---	-------	--

Valid	Invalid	Minimum	Maximum	Mean	StdDev
15695	6	0.0035391...	283.98063...	0.1071709...	2.2792097...

TAC09098 - PROP FAMILIES W/ INCOME < \$25,000

Type	Numeric (Double)
TAC09098	Proportion Families with Incomes Less Than \$25K Past 12 Months

			Frequency	% of total	% of valid
Missing	6	missing in source	1	0.01%	
	8	geocode missing	5	0.03%	
		Total	6	0.04%	

Valid	Invalid	Minimum	Maximum	Mean	StdDev
15695	6	0	1	0.1845615...	0.1336004...

TME09098 - PROP FAMILIES W/ INCOME < \$25,000, MOE

Type	Numeric (Double)
TME09098	Proportion Families with Incomes Less Than \$25K Past 12 Months, MOE

			Frequency	% of total	% of valid
Missing	996	missing in source	1	0.01%	
	998	geocode missing	5	0.03%	
		Total	6	0.04%	

Valid	Invalid	Minimum	Maximum	Mean	StdDev
15695	6	0.0056105...	523.63441...	0.1492099...	4.1862100...

TAC09099 - PROP FAMILIES W/ INCOME \$50,000+

Type	Numeric (Double)
TAC09099	Proportion Families with Incomes Greater Than \$50K Past 12 Months

			Frequency	% of total	% of valid
Missing	6	missing in source	1	0.01%	
	8	geocode missing	5	0.03%	
		Total	6	0.04%	

Valid	Invalid	Minimum	Maximum	Mean	StdDev
15695	6	0	1	0.5676196...	0.1931601...

TME09099 - PROP FAMILIES W/ INCOME \$50,000+, MOE

Type	Numeric (Double)
TME09099	Proportion Families with Incomes Greater Than \$50K Past 12 Months, MOE

			Frequency	% of total	% of valid
Missing	996	missing in source	1	0.01%	
	998	geocode missing	5	0.03%	
		Total	6	0.04%	

Valid	Invalid	Minimum	Maximum	Mean	StdDev
15695	6	0.0374603...	898.02561...	0.2078410...	7.1711925...

TAC09100 - PROP FAMILIES W/ INCOME \$75,000+

Type	Numeric (Double)
TAC09100	Proportion Families with Incomes Greater Than \$75K Past 12 Months

			Frequency	% of total	% of valid
Missing	6	missing in source	1	0.01%	
	8	geocode missing	5	0.03%	
		Total	6	0.04%	

Valid	Invalid	Minimum	Maximum	Mean	StdDev
15695	6	0	1	0.3632989...	0.1915474...

TME09100 - PROP FAMILIES W/ INCOME \$75,000+, MOE

Type	Numeric (Double)
TME09100	Proportion Families with Incomes Greater Than \$75K Past 12 Months, MOE

			Frequency	% of total	% of valid
Missing	996	missing in source	1	0.01%	
	998	geocode missing	5	0.03%	
		Total	6	0.04%	

Valid	Invalid	Minimum	Maximum	Mean	StdDev
15695	6	0.0141702...	647.57547...	0.1734896...	5.1738997...

TAC09101 - PER CAPITA INCOME

Type	Numeric (Double)
TAC09101	Per Capita Income Past 12 Months

			Frequency	% of total	% of valid
Missing	999996	missing in source	1	0.01%	
	999998	geocode missing	5	0.03%	
		Total	6	0.04%	

Valid	Invalid	Minimum	Maximum	Mean	StdDev
15695	6	2450	122000	25424.182...	11826.060...

 TME09101 - PER CAPITA INCOME, MOE

Type	Numeric (Double)
TME09101	Per Capita Income Past 12 Months, MOE

			Frequency	% of total	% of valid
Missing	99996	missing in source	1	0.01%	
	99998	geocode missing	5	0.03%	
		Total	6	0.04%	

Valid	Invalid	Minimum	Maximum	Mean	StdDev
15695	6	400	63600	3251.9369...	2493.3981...

 TAC09102 - MEDIAN EARNINGS 16+

Type	Numeric (Double)
TAC09102	Median Earnings 16 Years and Over Past 12 Months

			Frequency	% of total	% of valid
Missing	99996	missing in source	2	0.01%	
	99998	geocode missing	5	0.03%	
		Total	7	0.04%	

Valid	Invalid	Minimum	Maximum	Mean	StdDev
15694	7	2499	96500	29864.498...	10499.692...

 TME09102 - MEDIAN EARNINGS 16+, MOE

Type	Numeric (Double)
TME09102	Median Earnings 16 Years and Over Past 12 Months, MOE

			Frequency	% of total	% of valid
Missing	999996	missing in source	7	0.04%	
	999998	geocode missing	5	0.03%	
		Total	12	0.08%	

Valid	Invalid	Minimum	Maximum	Mean	StdDev
15689	12	250	105500	4553.9645...	3005.4632...

 TAC09103 - MEDIAN EARNINGS MALES 16+

Type	Numeric (Double)
TAC09103	Median Earnings Males 16 Years and Over Past 12 Months

			Frequency	% of total	% of valid
Missing	999996	missing in source	2	0.01%	
	999998	geocode missing	5	0.03%	

		Total	7	0.04%	
--	--	-------	---	-------	--

Valid	Invalid	Minimum	Maximum	Mean	StdDev
15694	7	2499	109000	35786.994...	14036.099...

TME09103 - MEDIAN EARNINGS MALES 16+, MOE

Type	Numeric (Double)
TME09103	Median Earnings Males 16 Years and Over Past 12 Months, MOE

			Frequency	% of total	% of valid
Missing	999996	missing in source	4	0.03%	
	999998	geocode missing	5	0.03%	
Total			9	0.06%	

Valid	Invalid	Minimum	Maximum	Mean	StdDev
15692	9	200	241000	7428.3360...	5940.6288...

TAC09104 - MEDIAN EARNINGS FEMALES 16+

Type	Numeric (Double)
TAC09104	Median Earnings Females 16 Years and Over Past 12 Months

			Frequency	% of total	% of valid
Missing	99996	missing in source	2	0.01%	
	99998	geocode missing	5	0.03%	
Total			7	0.04%	

Valid	Invalid	Minimum	Maximum	Mean	StdDev
15694	7	2499	72500	24732.728...	8822.2551...

TME09104 - MEDIAN EARNINGS FEMALES 16+, MOE

Type	Numeric (Double)
TME09104	Median Earnings Females 16 Years and Over Past 12 Months, MOE

			Frequency	% of total	% of valid
Missing	99996	missing in source	11	0.07%	
	99998	geocode missing	5	0.03%	
Total			16	0.1%	

Valid	Invalid	Minimum	Maximum	Mean	StdDev
15685	16	400	77000	5514.6286...	3732.1115...

TAC09105 - PROP PERSONS < POV LEVEL

Type	Numeric (Double)
TAC09105	Proportion Population Below the Poverty Level in Past 12 Months

			Frequency	% of total	% of valid
Missing	6	missing in source	1	0.01%	
	8	geocode missing	5	0.03%	
		Total	6	0.04%	

Valid	Invalid	Minimum	Maximum	Mean	StdDev
15695	6	0	1	0.1484329...	0.1129966...

TME09105 - PROP PERSONS < POV LEVEL, MOE

Type	Numeric (Double)
TME09105	Proportion Population Below the Poverty Level in Past 12 Months, MOE

			Frequency	% of total	% of valid
Missing	6	missing in source	1	0.01%	
	8	geocode missing	5	0.03%	
		Total	6	0.04%	

Valid	Invalid	Minimum	Maximum	Mean	StdDev
15695	6	0.0024708...	2.6399745...	0.0598794...	0.0482305...

TAC09106 - PROP FAMILIES < POV LEVEL

Type	Numeric (Double)
TAC09106	Proportion Families Below the Poverty Level in Past 12 Months

			Frequency	% of total	% of valid
Missing	6	missing in source	1	0.01%	
	8	geocode missing	5	0.03%	
		Total	6	0.04%	

Valid	Invalid	Minimum	Maximum	Mean	StdDev
15695	6	0	1	0.1155302...	0.1040883...

TME09106 - PROP FAMILIES < POV LEVEL, MOE

Type	Numeric (Double)
TME09106	Proportion Families Below the Poverty Level in Past 12 Months, MOE

Valid	Invalid	Minimum	Maximum	Mean	StdDev
15701	0	0.0038503...	998	0.4627294...	19.551716...

TAC09107 - PROP HOUSEHOLDS < POV LEVEL

Type	Numeric (Double)
TAC09107	Proportion Households Below the Poverty Level in Past 12 Months

			Frequency	% of total	% of valid
--	--	--	-----------	------------	------------

Missing	6	missing in source	1	0.01%	
	8	geocode missing	5	0.03%	
		Total	6	0.04%	

Valid	Invalid	Minimum	Maximum	Mean	StdDev
15695	6	0	1	0.1415642...	0.1060736...

TME09107 - PROP HOUSEHOLDS < POV LEVEL, MOE

Type	Numeric (Double)
TME09107	Proportion Households Below the Poverty Level in Past 12 Months, MOE

			Frequency	% of total	% of valid
Missing	996	missing in source	1	0.01%	
	998	geocode missing	5	0.03%	
		Total	6	0.04%	

Valid	Invalid	Minimum	Maximum	Mean	StdDev
15695	6	0.0054346...	179.60512...	0.0656039...	1.4340471...

TAC09108 - PROP SAME SEX UNMARRIED PARTNERS

Type	Numeric (Double)
TAC09108	Proportion Households Headed by Same Sex Unmarried Partners

			Frequency	% of total	% of valid
Missing	6	missing in source	1	0.01%	
	8	geocode missing	5	0.03%	
		Total	6	0.04%	

Valid	Invalid	Minimum	Maximum	Mean	StdDev
15695	6	0	0.1663187...	0.0058911...	0.0088327...

TME09108 - PROP SAME SEX UNMARRIED PARTNERS, MOE

Type	Numeric (Double)
TME09108	Proportion Households Headed by Same Sex Unmarried Partners, MOE

			Frequency	% of total	% of valid
Missing	996	missing in source	1	0.01%	
	998	geocode missing	5	0.03%	
		Total	6	0.04%	

Valid	Invalid	Minimum	Maximum	Mean	StdDev
15695	6	0.0018817...	283.98063...	0.0866367...	2.2693675...

TAC09109 - PROP OPPOSITE SEX UNMARRIED PARTNERS

Type	Numeric (Double)
TAC09109	Proportion Households Headed by Opposite Sex Unmarried Partners

			Frequency	% of total	% of valid
Missing	6	missing in source	1	0.01%	
	8	geocode missing	5	0.03%	
Total			6	0.04%	

Valid	Invalid	Minimum	Maximum	Mean	StdDev
15695	6	0	0.2884353...	0.0507209...	0.0304866...

TME09109 - PROP OPP SEX UNMARRIED PARTNERS, MOE

Type	Numeric (Double)
TME09109	Proportion Households Headed by Opposite Sex Unmarried Partners, MOE

			Frequency	% of total	% of valid
Missing	996	missing in source	1	0.01%	
	998	geocode missing	5	0.03%	
Total			6	0.04%	

Valid	Invalid	Minimum	Maximum	Mean	StdDev
15695	6	0.0042380...	283.98063...	0.0690584...	2.2694171...

TAC09110 - PROP MALES AGED 18-19 NEV MARRIED

Type	Numeric (Double)
TAC09110	Proportion Males Ages 18 and 19 Never Married

			Frequency	% of total	% of valid
Missing	6	missing in source	1	0.01%	
	8	geocode missing	5	0.03%	
Total			6	0.04%	

Valid	Invalid	Minimum	Maximum	Mean	StdDev
15695	6	0	1	0.9342276...	0.2239502...

TME09110 - PROP MALES AGED 18-19 NEV MARRIED, MOE

Type	Numeric (Double)
TME09110	Proportion Males Ages 18 and 19 Never Married, MOE

			Frequency	% of total	% of valid
Missing	96	missing in source	1	0.01%	
	98	geocode missing	5	0.03%	
Total			6	0.04%	

Valid	Invalid	Minimum	Maximum	Mean	StdDev
15695	6	0.0083846...	22.349634...	3.1621314...	3.9470890...

TAC09111 - PROP MALES AGED 20-24 NEV MARRIED

Type	Numeric (Double)
TAC09111	Proportion Males Ages 20 to 24 Never Married

			Frequency	% of total	% of valid
Missing	6	missing in source	1	0.01%	
	8	geocode missing	5	0.03%	
Total			6	0.04%	

Valid	Invalid	Minimum	Maximum	Mean	StdDev
15695	6	0	1	0.8621547...	0.1794035...

TME09111 - PROP MALES AGED 20-24 NEV MARRIED, MOE

Type	Numeric (Double)
TME09111	Proportion Males Ages 20 to 24 Never Married, MOE

			Frequency	% of total	% of valid
Missing	96	missing in source	1	0.01%	
	98	geocode missing	5	0.03%	
Total			6	0.04%	

Valid	Invalid	Minimum	Maximum	Mean	StdDev
15695	6	0.0076540...	22.349634...	1.2454390...	1.6611523...

TAC09112 - PROP FEMALES AGED 18-19 NEV MARRIED

Type	Numeric (Double)
TAC09112	Proportion Females Ages 18 and 19 Never Married

			Frequency	% of total	% of valid
Missing	6	missing in source	1	0.01%	
	8	geocode missing	5	0.03%	
Total			6	0.04%	

Valid	Invalid	Minimum	Maximum	Mean	StdDev
15695	6	0	1	0.8942762...	0.2643181...

TME09112 - PROP FEMALES AGED 18-19 NEV MARRIED, MOE

Type	Numeric (Double)
TME09112	Proportion Females Ages 18 and 19 Never Married, MOE

			Frequency	% of total	% of valid
--	--	--	-----------	------------	------------

Missing	96	missing in source	1	0.01%	
	98	geocode missing	5	0.03%	
		Total	6	0.04%	

Valid	Invalid	Minimum	Maximum	Mean	StdDev
15695	6	0.0137752...	22.349634...	3.4940701...	4.4333673...

TAC09113 - PROP FEMALES AGED 20-24 NEV MARRIED

Type	Numeric (Double)
TAC09113	Proportion Females Ages 20 to 24 Never Married

			Frequency	% of total	% of valid
Missing	6	missing in source	1	0.01%	
	8	geocode missing	5	0.03%	
		Total	6	0.04%	

Valid	Invalid	Minimum	Maximum	Mean	StdDev
15695	6	0	1	0.7740036...	0.2058149...

TME09113 - PROP FEMALES AGED 20-24 NEV MARRIED, MOE

Type	Numeric (Double)
TME09113	Proportion Females Ages 20 to 24 Never Married, MOE

			Frequency	% of total	% of valid
Missing	96	missing in source	1	0.01%	
	98	geocode missing	5	0.03%	
		Total	6	0.04%	

Valid	Invalid	Minimum	Maximum	Mean	StdDev
15695	6	0.0062368...	21.692292...	1.0978015...	1.5063563...

TAC09114 - PROP HOUSING UNITS VACANT

Type	Numeric (Double)
TAC09114	Proportion Housing Units Vacant

			Frequency	% of total	% of valid
Missing	6	missing in source	1	0.01%	
	8	geocode missing	5	0.03%	
		Total	6	0.04%	

Valid	Invalid	Minimum	Maximum	Mean	StdDev
15695	6	0	0.8248327...	0.1074141...	0.0803081...

TME09114 - PROP HOUSING UNITS VACANT, MOE

Type	Numeric (Double)
TME09114	Proportion Housing Units Vacant, MOE

			Frequency	% of total	% of valid
Missing	996	missing in source	1	0.01%	
	998	geocode missing	5	0.03%	
Total			6	0.04%	

Valid	Invalid	Minimum	Maximum	Mean	StdDev
15695	6	0.0053826...	179.60512...	0.0636768...	1.4370510...

TAC09115 - PROP OCC H UNITS THAT ARE OWNER-OCC

Type	Numeric (Double)
TAC09115	Proportion Occupied Units Owner Occupied

			Frequency	% of total	% of valid
Missing	6	missing in source	1	0.01%	
	8	geocode missing	5	0.03%	
Total			6	0.04%	

Valid	Invalid	Minimum	Maximum	Mean	StdDev
15695	6	0	1	0.6369067...	0.2176181...

TME09115 - PROP OCC UNITS THAT ARE OWNER-OCC, MOE

Type	Numeric (Double)
TME09115	Proportion Occupied Units Owner Occupied, MOE

			Frequency	% of total	% of valid
Missing	996	missing in source	1	0.01%	
	998	geocode missing	5	0.03%	
Total			6	0.04%	

Valid	Invalid	Minimum	Maximum	Mean	StdDev
15695	6	0.0021667...	179.60512...	0.0690174...	1.4369412...

TAC09116 - AVERAGE HOUSEHOLD SIZE OF UNITS

Type	Numeric (Double)
TAC09116	Average Household Size Of Occupied Units

			Frequency	% of total	% of valid
Missing	96	missing in source	222	1.41%	
	98	geocode missing	5	0.03%	
Total			227	1.45%	

Valid	Invalid	Minimum	Maximum	Mean	StdDev
15474	227	1	5.5	2.6524492...	0.5223234...

TME09116 - AVERAGE HOUSEHOLD SIZE OF UNITS, MOE

Type	Numeric (Double)
TME09116	Average Household Size Of Occupied Units, MOE

			Frequency	% of total	% of valid
Missing	6	missing in source	222	1.41%	
	8	geocode missing	5	0.03%	
Total			227	1.45%	

Valid	Invalid	Minimum	Maximum	Mean	StdDev
15474	227	0	1.5	0.1265348...	0.2191687...

TAC09117 - MEDIAN YEAR HOUSING UNITS BUILT

Type	Numeric (Double)
TAC09117	Median Year Housing Units Structures Built

			Frequency	% of total	% of valid
Missing	1939	1939 or earlier	1185	7.55%	
	9996	missing in source	45	0.29%	
	9998	geocode missing	5	0.03%	
Total			1,235	7.87%	

Valid	Invalid	Minimum	Maximum	Mean	StdDev
14466	1235	1940	2005	1973.7435...	14.807996...

TME09117 - MEDIAN YEAR HOUSING UNITS BUILT, MOE

Type	Numeric (Double)
TME09117	Median Year Housing Units Structures Built, MOE

			Frequency	% of total	% of valid
Missing	96	missing in source	1239	7.89%	
	98	geocode missing	5	0.03%	
Total			1,244	7.92%	

Valid	Invalid	Minimum	Maximum	Mean	StdDev
14457	1244	1	53	3.4516843...	2.7988319...

TAC09118 - MEDIAN YEAR MOVED INTO UNITS

Type	Numeric (Double)
TAC09118	Median Year Householders Moved Into Units

			Frequency	% of total	% of valid
Missing	1975	1975 or earlier	3	0.02%	
	9996	missing in source	57	0.36%	
	9998	geocode missing	5	0.03%	
		Total	65	0.41%	

Valid	Invalid	Minimum	Maximum	Mean	StdDev
15636	65	1978	2005	2000.3227...	3.3788935...

TME09118 - MEDIAN YEAR MOVED INTO UNITS, MOE

Type	Numeric (Double)
TME09118	Median Year Householders Moved Into Units, MOE

			Frequency	% of total	% of valid
Missing	96	missing in source	1157	7.37%	
	98	geocode missing	5	0.03%	
	Total		1,162	7.4%	

Valid	Invalid	Minimum	Maximum	Mean	StdDev
14539	1162	1	26	2.2799367...	1.2307300...

TAC09119 - PROP OCC H UNITS W/O TELEPHONE

Type	Numeric (Double)
TAC09119	Proportion Occupied Units with No Telephone Service Available

			Frequency	% of total	% of valid
Missing	6	missing in source	1	0.01%	
	8	geocode missing	5	0.03%	
	Total		6	0.04%	

Valid	Invalid	Minimum	Maximum	Mean	StdDev
15695	6	0	0.4080996...	0.0469212...	0.0401246...

TME09119 - PROP OCC UNITS W/O TELEPHONE, MOE

Type	Numeric (Double)
TME09119	Proportion Occupied Units with No Telephone Service Available, MOE

			Frequency	% of total	% of valid
Missing	996	missing in source	1	0.01%	
	998	geocode missing	5	0.03%	
	Total		6	0.04%	

Valid	Invalid	Minimum	Maximum	Mean	StdDev
15695	6	0.0027214...	283.98063...	0.0784839...	2.2694188...

 TAC09120 - PROP UNITS WITH NO VEHICLES

Type	Numeric (Double)
TAC09120	Proportion Occupied Units with No Vehicles Available

			Frequency	% of total	% of valid
Missing	6	missing in source	1	0.01%	
	8	geocode missing	5	0.03%	
Total			6	0.04%	

Valid	Invalid	Minimum	Maximum	Mean	StdDev
15695	6	0	0.9461206...	0.0932403...	0.1178547...

 TME09120 - PROP UNITS WITH NO VEHICLES, MOE

Type	Numeric (Double)
TME09120	Proportion Occupied Units with No Vehicles Available, MOE

			Frequency	% of total	% of valid
Missing	996	missing in source	1	0.01%	
	998	geocode missing	5	0.03%	
Total			6	0.04%	

Valid	Invalid	Minimum	Maximum	Mean	StdDev
15695	6	0.0029927...	283.98063...	0.0736299...	2.2693464...

 TAC09121 - PROP OCC H UNITS W/O COMPLETE PLUMBING

Type	Numeric (Double)
TAC09121	Proportion Units Lacking Complete Plumbing Facilities

			Frequency	% of total	% of valid
Missing	6	missing in source	1	0.01%	
	8	geocode missing	5	0.03%	
Total			6	0.04%	

Valid	Invalid	Minimum	Maximum	Mean	StdDev
15695	6	0	0.4357262...	0.0171237...	0.0292248...

 TME09121 - PROP OCC UNITS W/O COMPL PLUMBING, MOE

Type	Numeric (Double)
TME09121	Proportion Units Lacking Complete Plumbing Facilities, MOE

			Frequency	% of total	% of valid
Missing	996	missing in source	1	0.01%	
	998	geocode missing	5	0.03%	

		Total	6	0.04%	
--	--	-------	---	-------	--

Valid	Invalid	Minimum	Maximum	Mean	StdDev
15695	6	7.43E-4	179.60512...	0.0552824...	1.4374927...

TAC09122 - PROP H UNITS W/O COMPLETE KITCHEN FACIL

Type	Numeric (Double)
TAC09122	Proportion Units Lacking Complete Kitchen Facilities

			Frequency	% of total	% of valid
Missing	6	missing in source	1	0.01%	
	8	geocode missing	5	0.03%	
		Total	6	0.04%	

Valid	Invalid	Minimum	Maximum	Mean	StdDev
15695	6	0	0.4694132...	0.0261678...	0.0342705...

TME09122 - PROP UNITS W/O COMPL KITCHEN FACIL, MOE

Type	Numeric (Double)
TME09122	Proportion Units Lacking Complete Kitchen Facilities, MOE

			Frequency	% of total	% of valid
Missing	996	missing in source	1	0.01%	
	998	geocode missing	5	0.03%	
		Total	6	0.04%	

Valid	Invalid	Minimum	Maximum	Mean	StdDev
15695	6	0.0014338...	179.60512...	0.0516601...	1.4374749...

TAC09123 - MEDIAN CONTRACT RENT RENTER-OCC H UNITS

Type	Numeric (Double)
TAC09123	Median Contract Rent for Renter-Occupied Units Paying Cash Rent

			Frequency	% of total	% of valid
Missing	99	99 or less	2	0.01%	
	2001	more than 2000	72	0.46%	
	9996	missing in source	55	0.35%	
	9998	geocode missing	5	0.03%	
		Total	134	0.85%	

Valid	Invalid	Minimum	Maximum	Mean	StdDev
15567	134	135	2000	722.85925...	325.04833...

TME09123 - MEDIAN CONTRACT RENT RENTER-OCC, MOE

Type	Numeric (Double)
TME09123	Median Contract Rent for Renter-Occupied Units Paying Cash Rent, MOE

			Frequency	% of total	% of valid
Missing	9996	missing in source	127	0.81%	
	9998	geocode missing	5	0.03%	
Total			132	0.84%	

Valid	Invalid	Minimum	Maximum	Mean	StdDev
15569	132	99	3328	143.88181...	136.59025...

TAC09124 - MEDIAN VALUE OF OWNER-OCC HOUSING UNITS

Type	Numeric (Double)
TAC09124	Median Value for Specified Owner-Occupied Units

			Frequency	% of total	% of valid
Missing	13500	13500 or less	3	0.02%	
	1000001	more than 1000000	108	0.69%	
	9999996	missing in source	115	0.73%	
	9999998	geocode missing	5	0.03%	
Total			231	1.47%	

Valid	Invalid	Minimum	Maximum	Mean	StdDev
15470	231	14500	1000000	226184.29...	169293.01...

TME09124 - MEDIAN VALUE OF OWNER-OCC HOUSING, MOE

Type	Numeric (Double)
TME09124	Median Value for Specified Owner-Occupied Units, MOE

			Frequency	% of total	% of valid
Missing	9999	9999 or less	5288	33.68%	
	999996	missing in source	223	1.42%	
	999998	geocode missing	5	0.03%	
Total			5,516	35.13%	

Valid	Invalid	Minimum	Maximum	Mean	StdDev
10185	5516	10000	977500	32949.042...	42067.504...

TAC09125 - PROP 3+ ENROLLED IN PRE-ELEM AND ELEM

Type	Numeric (Double)
TAC09125	Proportion Population Enrolled in Pre-Elementary and Elementary Education

			Frequency	% of total	% of valid
--	--	--	-----------	------------	------------

Missing	6	missing in source	1	0.01%	
	8	geocode missing	5	0.03%	
		Total	6	0.04%	

Valid	Invalid	Minimum	Maximum	Mean	StdDev
15695	6	0	0.2520065...	0.0851968...	0.0305099...

 TME09125 - PROP 3+ ENROLLED PRE-ELEM AND ELEM, MOE

Type	Numeric (Double)
TME09125	Proportion Population Enrolled in Pre-Elementary and Elementary Education, MOE

			Frequency	% of total	% of valid
Missing	6	missing in source	1	0.01%	
	8	geocode missing	5	0.03%	
		Total	6	0.04%	

Valid	Invalid	Minimum	Maximum	Mean	StdDev
15695	6	0.0019984...	3.0649225...	0.0310872...	0.0407755...

 TAC09126 - PROP 3+ ENROLLED IN MID OR HIGH SCHOOL

Type	Numeric (Double)
TAC09126	Proportion Population Enrolled in Mid or High School Education

			Frequency	% of total	% of valid
Missing	6	missing in source	1	0.01%	
	8	geocode missing	5	0.03%	
		Total	6	0.04%	

Valid	Invalid	Minimum	Maximum	Mean	StdDev
15695	6	0	0.3898305...	0.1128533...	0.0376327...

 TME09126 - PROP 3+ ENROLLED MID/HIGH SCHOOL, MOE

Type	Numeric (Double)
TME09126	Proportion Population Enrolled in Mid or High School Education, MOE

			Frequency	% of total	% of valid
Missing	6	missing in source	1	0.01%	
	8	geocode missing	5	0.03%	
		Total	6	0.04%	

Valid	Invalid	Minimum	Maximum	Mean	StdDev
15695	6	0.0017929...	3.0680816...	0.0330663...	0.0394282...

 TAC09127 - PROP 3+ IN COLLEGE, GRAD, OR PROF ED

Type	Numeric (Double)
TAC09127	Proportion Population Enrolled in College, Graduate, or Professional Education

			Frequency	% of total	% of valid
Missing	6	missing in source	1	0.01%	
	8	geocode missing	5	0.03%	
Total			6	0.04%	

Valid	Invalid	Minimum	Maximum	Mean	StdDev
15695	6	0	0.9863217...	0.0755400...	0.0694994...

 TME09127 - PROP 3+ COLLEGE, GRAD, OR PROF ED, MOE

Type	Numeric (Double)
TME09127	Proportion Population Enrolled in College, Graduate, or Professional Education, MOE

			Frequency	% of total	% of valid
Missing	6	missing in source	1	0.01%	
	8	geocode missing	5	0.03%	
Total			6	0.04%	

Valid	Invalid	Minimum	Maximum	Mean	StdDev
15695	6	0.0044354...	3.0740852...	0.0322697...	0.0432710...

 TAC09128 - PROP WORKERS 16+ USE CAR, TRUCK, OR VAN

Type	Numeric (Double)
TAC09128	Proportion Using Car, Truck, Or Van

			Frequency	% of total	% of valid
Missing	6	missing in source	1	0.01%	
	8	geocode missing	5	0.03%	
Total			6	0.04%	

Valid	Invalid	Minimum	Maximum	Mean	StdDev
15695	6	0	1	0.8708518...	0.1451039...

 TME09128 - PROP WORKERS 16+ USE CAR TRUCK VAN, MOE

Type	Numeric (Double)
TME09128	Proportion Using Car, Truck, Or Van, MOE

			Frequency	% of total	% of valid
--	--	--	-----------	------------	------------

Missing	996	missing in source	1	0.01%	
	998	geocode missing	5	0.03%	
		Total	6	0.04%	

Valid	Invalid	Minimum	Maximum	Mean	StdDev
15695	6	8.4E-4	179.60512...	0.0804947...	1.4388118...

TAC09129 - PROP WORKERS 16+ USE PUBLIC TRANSPORT

Type	Numeric (Double)
TAC09129	Proportion Using Public Transportation (Excluding Taxicab)

			Frequency	% of total	% of valid
Missing	6	missing in source	1	0.01%	
	8	geocode missing	5	0.03%	
		Total	6	0.04%	

Valid	Invalid	Minimum	Maximum	Mean	StdDev
15695	6	0	1	0.0502891...	0.1094465...

TME09129 - PROP WORKERS 16+ USE PUB TRANSPORT, MOE

Type	Numeric (Double)
TME09129	Proportion Using Public Transportation (Excluding Taxicab), MOE

			Frequency	% of total	% of valid
Missing	996	missing in source	1	0.01%	
	998	geocode missing	5	0.03%	
		Total	6	0.04%	

Valid	Invalid	Minimum	Maximum	Mean	StdDev
15695	6	3.3E-4	179.60512...	0.0553790...	1.4342124...

TAC09130 - PROP WORKERS 16+ USING BICYCLE

Type	Numeric (Double)
TAC09130	Proportion Bicycle

			Frequency	% of total	% of valid
Missing	6	missing in source	1	0.01%	
	8	geocode missing	5	0.03%	
		Total	6	0.04%	

Valid	Invalid	Minimum	Maximum	Mean	StdDev
15695	6	0	0.2868544...	0.0046491...	0.0128107...

TME09130 - PROP WORKERS 16+ USING BICYCLE, MOE

Type	Numeric (Double)
TME09130	Proportion Bicycle, MOE

			Frequency	% of total	% of valid
Missing	996	missing in source	1	0.01%	
	998	geocode missing	5	0.03%	
Total			6	0.04%	

Valid	Invalid	Minimum	Maximum	Mean	StdDev
15695	6	3.53E-4	179.60512...	0.0628582...	1.4389826...

TAC09131 - PROP WORKERS 16+ WALKING

Type	Numeric (Double)
TAC09131	Proportion Walked

			Frequency	% of total	% of valid
Missing	6	missing in source	1	0.01%	
	8	geocode missing	5	0.03%	
Total			6	0.04%	

Valid	Invalid	Minimum	Maximum	Mean	StdDev
15695	6	0	0.6969696...	0.0273993...	0.0471266...

TME09131 - PROP WORKERS 16+ WALKING, MOE

Type	Numeric (Double)
TME09131	Proportion Walked, MOE

			Frequency	% of total	% of valid
Missing	996	missing in source	1	0.01%	
	998	geocode missing	5	0.03%	
Total			6	0.04%	

Valid	Invalid	Minimum	Maximum	Mean	StdDev
15695	6	6.02E-4	179.60512...	0.0461935...	1.4385425...

TAC09132 - PROP WORKERS 16+ USE TAXICAB, MOTORCYCLE

Type	Numeric (Double)
TAC09132	Proportion Using Taxicab, Motorcycle, or Other Means

			Frequency	% of total	% of valid
Missing	6	missing in source	1	0.01%	
	8	geocode missing	5	0.03%	
Total			6	0.04%	

Valid	Invalid	Minimum	Maximum	Mean	StdDev
15695	6	0	0.3682432...	0.0124531...	0.0172039...

TME09132 - PROP WORKERS 16+ TAXI MOTORCYCLE, MOE

Type	Numeric (Double)
TME09132	Proportion Using Taxicab, Motorcycle, or Other Means, MOE

			Frequency	% of total	% of valid
Missing	996	missing in source	1	0.01%	
	998	geocode missing	5	0.03%	
Total			6	0.04%	

Valid	Invalid	Minimum	Maximum	Mean	StdDev
15695	6	6.66E-4	179.60512...	0.0467399...	1.4389579...

TCA90133 - MEAN COUNT OF DAYS WITH TEMP<=32F

Type	Numeric (Double)
TCA90133	Mean Number Of Days With Temperature < 32°F

			Frequency	% of total	% of valid
Missing	226	more than 225	31	0.2%	
	998	geocode missing	5	0.03%	
Total			36	0.23%	

Valid	Invalid	Minimum	Maximum	Mean	StdDev
15665	36	0	225	75.374273...	53.217892...

TCA90134 - MEAN COUNT OF DAYS WITH TEMP>=90F

Type	Numeric (Double)
TCA90134	Mean Number Of Days With Temperature > 90°F

			Frequency	% of total	% of valid
Missing	998	geocode missing	5	0.03%	
Total			5	0.03%	

Valid	Invalid	Minimum	Maximum	Mean	StdDev
15696	5	0	151	42.569125...	35.190472...

TCA90135 - MEAN DAILY MAXIMUM TEMPERATURE

Type	Numeric (Double)
TCA90135	Mean Maximum Daily Temperatures

			Frequency	% of total	% of valid
Missing	98	geocode missing	5	0.03%	

		Total		5	0.03%	
--	--	-------	--	---	-------	--

Valid	Invalid	Minimum	Maximum	Mean	StdDev
15696	5	38	86	68.797145...	8.9902090...

TCA90136 - MEAN DAILY MINIMUM TEMPERATURE

Type	Numeric (Double)
TCA90136	Mean Minimum Daily Temperatures

			Frequency	% of total	% of valid
Missing	98	geocode missing	5	0.03%	
		Total	5	0.03%	

Valid	Invalid	Minimum	Maximum	Mean	StdDev
15696	5	19	68	47.283721...	8.2290159...

TCA90137 - MEAN TOTAL PRECIPITATION

Type	Numeric (Double)
TCA90137	Mean Precipitation

			Frequency	% of total	% of valid
Missing	998	geocode missing	5	0.03%	
		Total	5	0.03%	

Valid	Invalid	Minimum	Maximum	Mean	StdDev
15696	5	4	140	38.310322...	15.593026...

TCA90138 - MEAN TOTAL SNOWFALL

Type	Numeric (Double)
TCA90138	Mean Snowfalls

			Frequency	% of total	% of valid
Missing	998	geocode missing	5	0.03%	
		Total	5	0.03%	

Valid	Invalid	Minimum	Maximum	Mean	StdDev
15696	5	0	114	16.894590...	19.743587...

TCA90139 - MEAN SUNSHINE TOTAL HOURS

Type	Numeric (Double)
TCA90139	Mean Sunshine Total Hours

			Frequency	% of total	% of valid
Missing	9998	geocode missing	5	0.03%	

		Total	5	0.03%	
--	--	-------	---	-------	--

Valid	Invalid	Minimum	Maximum	Mean	StdDev
15696	5	1817	9996	2787.9222...	596.56798...

TDM07140 - TOTAL LOCAL PARK AREA, 500M

Type	Numeric (Double)
TDM07140	Total Local Park Area Within 500m Buffers, Square Meters

			Frequency	% of total	% of valid
Missing	9999998	geocode missing	5	0.03%	
		Total	5	0.03%	

Valid	Invalid	Minimum	Maximum	Mean	StdDev
15696	5	0	32451599.12	290636.53...	1205097.7...

TDM07141 - TOTAL LOCAL PARK AREA, 1KM

Type	Numeric (Double)
TDM07141	Total Local Park Area Within 1km Buffers, Square Meters

			Frequency	% of total	% of valid
Missing	9999998	geocode missing	5	0.03%	
		Total	5	0.03%	

Valid	Invalid	Minimum	Maximum	Mean	StdDev
15696	5	0	32451599.12	382243.86...	1340451.8...

TDM07142 - TOTAL MILES OF MAJOR ROADS

Type	Numeric (Double)
TDM07142	Total Meters Of Major Roads Within the Tract

			Frequency	% of total	% of valid
Missing	999998	geocode missing	5	0.03%	
		Total	5	0.03%	

Valid	Invalid	Minimum	Maximum	Mean	StdDev
15696	5	0	707509	24190.206...	34418.827...

TDM07143 - COUNT OF SHOPPING CENTERS, 1 KM

Type	Numeric (Double)
TDM07143	Number of Shopping Center-Based 1 km Buffers Encompassing the Tract Area Centroid

			Frequency	% of total	% of valid

Missing	8	geocode missing	5	0.03%	
		Total	5	0.03%	

Valid	Invalid	Minimum	Maximum	Mean	StdDev
15696	5	0	4	0.1478720...	0.3990901...

TDM07144 - COUNT OF SHOPPING CENTERS, 3 KM

Type	Numeric (Double)
TDM07144	Number of Shopping Center-Based 3 km Buffers Encompassing the Tract Area Centroid

			Frequency	% of total	% of valid
Missing	98	geocode missing	5	0.03%	
		Total	5	0.03%	

Valid	Invalid	Minimum	Maximum	Mean	StdDev
15696	5	0	11	0.6530963...	1.1623845...

TDM07145 - COUNT OF SHOPPING CENTERS, 5 KM

Type	Numeric (Double)
TDM07145	Number of Shopping Center-Based 5 km Buffers Encompassing the Tract Area Centroid

			Frequency	% of total	% of valid
Missing	98	geocode missing	5	0.03%	
		Total	5	0.03%	

Valid	Invalid	Minimum	Maximum	Mean	StdDev
15696	5	0	24	1.4483307...	2.0925708...

TDM07146 - COUNT OF COLLEGES, 1 KM

Type	Numeric (Double)
TDM07146	Number of Colleges-Based 1 km Buffers Encompassing the Tract Area Centroid

			Frequency	% of total	% of valid
Missing	98	geocode missing	5	0.03%	
		Total	5	0.03%	

Valid	Invalid	Minimum	Maximum	Mean	StdDev
15696	5	0	20	0.1168450...	0.5203538...

TDM07147 - COUNT OF COLLEGES, 3 KM

Type	Numeric (Double)
------	------------------

TDM07147	Number of Colleges-Centered 3 km Buffers Encompassing the Tract Area Centroid				
----------	---	--	--	--	--

			Frequency	% of total	% of valid
Missing	98	geocode missing	5	0.03%	
		Total	5	0.03%	

Valid	Invalid	Minimum	Maximum	Mean	StdDev
15696	5	0	48	0.7222859...	2.3953661...

TDM07148 - COUNT OF COLLEGES, 5 KM

Type	Numeric (Double)				
TDM07148	Number of Colleges-Centered 5 km Buffers Encompassing the Tract Area Centroid				

			Frequency	% of total	% of valid
Missing	98	geocode missing	5	0.03%	
		Total	5	0.03%	

Valid	Invalid	Minimum	Maximum	Mean	StdDev
15696	5	0	58	1.6580657...	4.5084031...

TDM07149 - COUNT OF COLLEGES, EXCLUDING CC, 1 KM

Type	Numeric (Double)				
TDM07149	Number of Colleges-Centered 1 km Buffers Encompassing the Tract Area Centroid (No Community College)				

			Frequency	% of total	% of valid
Missing	98	geocode missing	5	0.03%	
		Total	5	0.03%	

Valid	Invalid	Minimum	Maximum	Mean	StdDev
15696	5	0	19	0.0911697...	0.4688809...

TDM07150 - COUNT OF COLLEGES, EXCLUDING CC, 3 KM

Type	Numeric (Double)				
TDM07150	Number of Colleges-Centered 3 km Buffers Encompassing the Tract Area Centroid (No Community College)				

			Frequency	% of total	% of valid
Missing	98	geocode missing	5	0.03%	
		Total	5	0.03%	

Valid	Invalid	Minimum	Maximum	Mean	StdDev
-------	---------	---------	---------	------	--------

15696	5	0	45	0.6018093...	2.1585647...
-------	---	---	----	--------------	--------------

 TDM07151 - COUNT OF COLLEGES, EXCLUDING CC, 5 KM

Type	Numeric (Double)
TDM07151	Number of Colleges-Centered 5 km Buffers Encompassing the Tract Area Centroid (No Community College)

			Frequency	% of total	% of valid
Missing	98	geocode missing	5	0.03%	
		Total	5	0.03%	

Valid	Invalid	Minimum	Maximum	Mean	StdDev
15696	5	0	52	1.3955147...	4.0427521...

 TDM07152 - COUNT OF POINTS OF INTEREST, 1 KM

Type	Numeric (Double)
TDM07152	Number of Points of Interest-Centered 1 km Buffers Intersecting the Tract Area Centroid

			Frequency	% of total	% of valid
Missing	98	geocode missing	5	0.03%	
		Total	5	0.03%	

Valid	Invalid	Minimum	Maximum	Mean	StdDev
15696	5	0	53	0.1072884...	0.9171936...

 TDM07153 - COUNT OF POINTS OF INTEREST, 3 KM

Type	Numeric (Double)
TDM07153	Number of Points of Interest-Centered 3 km Buffers Intersecting the Tract Area Centroid

			Frequency	% of total	% of valid
Missing	98	geocode missing	5	0.03%	
		Total	5	0.03%	

Valid	Invalid	Minimum	Maximum	Mean	StdDev
15696	5	0	63	0.7514653...	3.8208484...

 TDM07154 - COUNT OF POINTS OF INTEREST, 5 KM

Type	Numeric (Double)
TDM07154	Number of Points of Interest-Centered 5 km Buffers Intersecting the Tract Area Centroid

			Frequency	% of total	% of valid

Missing	98	geocode missing	5	0.03%	
		Total	5	0.03%	

Valid	Invalid	Minimum	Maximum	Mean	StdDev
15696	5	0	80	1.8759556...	7.1322709...

CDM07155 - COUNT OF GROUND TRANSPORT TERMINALS

Type	Numeric (Double)
CDM07155	Number of Ground Transportaion Terminals in the County

			Frequency	% of total	% of valid
Missing	98	geocode missing	5	0.03%	
		Total	5	0.03%	

Valid	Invalid	Minimum	Maximum	Mean	StdDev
15696	5	0	55	9.9304918...	16.124087...

TER00156 - RUCA CODE, 1-LEVEL, 2000

Type	Text
Constraints	Maximum Length: 2
TER00156	RUCA Primary Code 2000

			Frequency	% of total	% of valid
Missing	98	geocode missing	5	0.03%	
		Total	5	0.03%	

Valid	Invalid	Minimum	Maximum
15696	5	1	9

TER00157 - RUCA CODE, 2-LEVEL, 2000

Type	Text
Constraints	Maximum Length: 4
TER00157	RUCA Secondary Code 2000

			Frequency	% of total	% of valid
Missing	98	geocode missing	5	0.03%	
		Total	5	0.03%	

Valid	Invalid	Minimum	Maximum
15696	5	1	9.2

SIT07158 - TOTAL CIGARETTE TAX PER PACK

Type	Numeric (Double)
------	------------------

SIT07158	State Level Total Cigarette Tax per Pack in Cents
----------	---

			Frequency	% of total	% of valid
Missing	998	geocode missing	5	0.03%	
		Total	5	0.03%	

Valid	Invalid	Minimum	Maximum	Mean	StdDev
15696	5	46	296.5	128.30567...	54.215534...

SIT07159 - AVERAGE PRICE PER PACK

Type	Numeric (Double)
SIT07159	State Level Average Price per Pack in Cents

			Frequency	% of total	% of valid
Missing	998	geocode missing	5	0.03%	
		Total	5	0.03%	

Valid	Invalid	Minimum	Maximum	Mean	StdDev
15696	5	315	602.4	410.88862...	72.162031...

SIT06160 - TOBACCO CONTROL FUNDING

Type	Numeric (Double)
SIT06160	State Level Tobacco Control Funding per Capita (Average 3 Years) in Cents

			Frequency	% of total	% of valid
Missing	9998	geocode missing	5	0.03%	
		Total	5	0.03%	

Valid	Invalid	Minimum	Maximum	Mean	StdDev
15696	5	19.33	1241.2	215.92060...	171.30898...

CUC07161 - COVERAGE INDICATOR

Type	Numeric (Double)
CUC07161	Coverage Indicator, 2007

			Frequency	% of total	% of valid
Missing	998	geocode missing	5	0.03%	
		Total	5	0.03%	

Valid	Invalid	Minimum	Maximum	Mean	StdDev
15696	5	0	100	80.969970...	33.326113...

CUC07162 - ADULT TOT CRIME ARRESTS PER 100,000

Type	Numeric (Double)
------	------------------

CUC07162	Adult Total Arrests per 100,000 Population, 2007
----------	--

			Frequency	% of total	% of valid
Missing	9998	geocode missing	5	0.03%	
		Total	5	0.03%	

Valid	Invalid	Minimum	Maximum	Mean	StdDev
15696	5	0	1300	536.07893...	275.71634...

CUC07163 - ADULT VIOLENT CRIME ARRESTS PER 100,000

Type	Numeric (Double)
CUC07163	Adult Violent Arrests per 100,000 Population, 2007

			Frequency	% of total	% of valid
Missing	998	geocode missing	5	0.03%	
		Total	5	0.03%	

Valid	Invalid	Minimum	Maximum	Mean	StdDev
15696	5	0	500	154.96601...	106.80923...

CUC07164 - ADULT PROPERTY CRIME ARRESTS PER 100,000

Type	Numeric (Double)
CUC07164	Adult Property Arrests per 100,000 Population, 2007

			Frequency	% of total	% of valid
Missing	998	geocode missing	5	0.03%	
		Total	5	0.03%	

Valid	Invalid	Minimum	Maximum	Mean	StdDev
15696	5	0	790	377.57262...	197.15268...

CUC07165 - JUV TOT CRIME ARRESTS PER 100,000

Type	Numeric (Double)
CUC07165	Juvenile Total Arrests per 100,000 Population, 2007

			Frequency	% of total	% of valid
Missing	998	geocode missing	5	0.03%	
		Total	5	0.03%	

Valid	Invalid	Minimum	Maximum	Mean	StdDev
15696	5	0	380	155.90726...	86.255914...

CUC07166 - JUV VIOLENT CRIME ARRESTS PER 100,000

Type	Numeric (Double)
------	------------------

CUC07166	Juvenile Violent Arrests per 100,000 Population, 2007
----------	---

Valid	Invalid	Minimum	Maximum	Mean	StdDev
15701	0	0	98	29.804025...	22.620502...

 CUC07167 - JUV PROPERTY CRIME ARRESTS PER 100,000

Type	Numeric (Double)
CUC07167	Juvenile Property Arrests per 100,000 Population, 2007

			Frequency	% of total	% of valid
Missing	998	geocode missing	5	0.03%	
		Total	5	0.03%	

Valid	Invalid	Minimum	Maximum	Mean	StdDev
15696	5	0	465	125.92807...	74.703293...