

Sexual Orientation/Gender Identity, Socioeconomic Status, and Health across the Life Course (SOGI-SES)

Title	Sexual Orientation/Gender Identity, Socioeconomic Status, and Health across the Life Course (SOGI-SES)
File Name	sogi.sas7bdat
Case Quantity	2614
Variable Count	1,177

M1WEIGHT - WS01 CROSS-SECTIONAL WEIGHT- M1

Type	Numeric (Double)
Measurement Unit	Numeric
M1WEIGHT	Q1. SOGI-SES survey's cross-sectional analysis weight.

Valid	Invalid	Minimum	Maximum	Mean	StdDev
2614	0	24.501377...	187937.42...	8232.9674...	17396.441...

M1CALAGE - WS02 CALCULATED AGE- M1

Type	Numeric (Double)
Measurement Unit	Numeric
M1CALAGE	Q2. Calculated respondent's age when taking the SOGI-SES survey.

Valid	Invalid	Minimum	Maximum	Mean	StdDev
2614	0	37	46	40.752486...	1.7364486...

M1SMONTH - WS03A MONTH OF SOGI-SES SURVEY- M1

Type	Code
Measurement Unit	Numeric
M1SMONTH	Q3A. The month respondent took SOGI-SES survey.

			Frequency	% of total	% of valid
Valid	1	January	244	9.33%	9.33%
	2	February	365	13.96%	13.96%
	9	September	1136	43.46%	43.46%
	10	October	345	13.2%	13.2%
	11	November	269	10.29%	10.29%
	12	December	255	9.76%	9.76%

		Total	2,614	100%	100%
--	--	-------	-------	------	------

Valid	Invalid	Minimum	Maximum
2614	0	1	12

 M1SYEAR - WS03B YEAR OF SOGI-SES SURVEY- M1

Type	Code
Measurement Unit	Numeric
M1SYEAR	Q3B. The year respondent took SOGI-SES survey.

			Frequency	% of total	% of valid
Valid	2020	2020	2005	76.7%	76.7%
	2021	2021	609	23.3%	23.3%
		Total	2,614	100%	100%

Valid	Invalid	Minimum	Maximum
2614	0	2020	2021


 M1ED01 - ED01 HIGHEST EDUC ACHIEVED TO DATE- M1

Type	Code
Measurement Unit	numeric
M1ED01	Q1. What is the highest level of education that you have achieved?

			Frequency	% of total	% of valid
--	--	--	-----------	------------	------------

Valid	1	8th grade or less	6	0.23%	0.23%
	2	Some high school	89	3.4%	3.4%
	3	High school diploma	252	9.64%	9.64%
	4	GED	78	2.98%	2.98%
	5	Some vocational/technical training (after high school)	71	2.72%	2.72%
	6	Some community college	219	8.38%	8.38%
	7	Completed vocational/technical training (after high school)	152	5.81%	5.81%
	8	Associate or junior college degree	281	10.75%	10.75%
	9	Some college	284	10.86%	10.86%
	10	Completed college (bachelor's degree)	576	22.04%	22.04%
	11	Some graduate school	96	3.67%	3.67%
	12	Completed a master's degree	305	11.67%	11.67%
	13	Some graduate training beyond a master's degree	60	2.3%	2.3%
	14	Completed a doctoral degree	62	2.37%	2.37%
	15	Some post baccalaureate professional education (such as law school, medical school, nursing school)	11	0.42%	0.42%
		16	Completed a post baccalaureate professional degree (such as law, medicine, nursing)	72	2.75%
		Total	2,614	100%	100%

Valid	Invalid	Minimum	Maximum
2614	0	1	16

 M1CO01AA - CO01AA REDUCED HRS-YOU -M1

Type	Code
Measurement Unit	Numeric
M1CO01AA	<p>Q1. Many people have experienced financial and personal difficulties because of COVID-19 (coronavirus). Did you or other adult household family members have any of the following experiences because of COVID-19 (coronavirus)? Select all that apply.</p> <p>Q1A. Less paid work because an employer reduced your hours, including being put on leave (furloughed)</p> <p>Q1Aa. You</p>

	Frequency	% of total	% of valid
--	-----------	------------	------------

Valid	0	Not Marked	1903	72.8%	74.86%
	1	Marked	639	24.45%	25.14%
		Total	2,542	97.25%	100%
Missing	.	Missing	72	2.75%	
		Total	72	2.75%	

Valid	Invalid	Minimum	Maximum
2542	72	0	1

 M1CO01AB - CO01AB REDUCED HRS-OTH FAM MEMS- M1

Type	Code
Measurement Unit	Numeric
M1CO01AB	<p>Q1. Many people have experienced financial and personal difficulties because of COVID-19 (coronavirus). Did you or other adult household family members have any of the following experiences because of COVID-19 (coronavirus)? Select all that apply.</p> <p>Q1A. Less paid work because an employer reduced your hours, including being put on leave (furloughed)</p> <p>Q1Ab. Other adult household family member</p>

Valid	0	Not Marked	Frequency	% of total	% of valid
	1	Marked	2099	80.3%	82.57%
		Total	443	16.95%	17.43%
			2,542	97.25%	100%
Missing	.	Missing	72	2.75%	
		Total	72	2.75%	

Valid	Invalid	Minimum	Maximum
2542	72	0	1

 M1CO01AC - CO01AC REDUCED HRS-NEITHER/NA -M1

Type	Code
Measurement Unit	Numeric
M1CO01AC	<p>Q1. Many people have experienced financial and personal difficulties because of COVID-19 (coronavirus). Did you or other adult household family members have any of the following experiences because of COVID-19 (coronavirus)? Select all that apply.</p> <p>Q1A. Less paid work because an employer reduced your hours, including being put on leave (furloughed)</p> <p>Q1Ac. Neither or not applicable</p>

			Frequency	% of total	% of valid
Valid	0	Not Marked	943	36.07%	37.1%
	1	Marked	1599	61.17%	62.9%
		Total	2,542	97.25%	100%
Missing	.	Missing	72	2.75%	
			Total	72	2.75%

Valid	Invalid	Minimum	Maximum
2542	72	0	1

 M1CO01BA - CO01BA SELF-EMPLOYED-YOU -M1

Type	Code
Measurement Unit	Numeric
M1CO01BA	Q1. Many people have experienced financial and personal difficulties because of COVID-19 (coronavirus). Did you or other adult household family members have any of the following experiences because of COVID-19 (coronavirus)? Select all that apply. Q1B. Less paid work if self- employed Q1Ba. You

			Frequency	% of total	% of valid
Valid	0	Not Marked	2166	82.86%	87.06%
	1	Marked	322	12.32%	12.94%
		Total	2,488	95.18%	100%
Missing	.	Missing	126	4.82%	
			Total	126	4.82%

Valid	Invalid	Minimum	Maximum
2488	126	0	1

 M1CO01BB - CO01BB SELF-EMPLOYED-OTH FAM MEMS- M1

Type	Code
Measurement Unit	Numeric
M1CO01BB	Q1. Many people have experienced financial and personal difficulties because of COVID-19 (coronavirus). Did you or other adult household family members have any of the following experiences because of COVID-19 (coronavirus)? Select all that apply. Q1B. Other Adult Household Family Members - Less paid work if self- employed Q1Bb. Other adult household family member

			Frequency	% of total	% of valid
Valid	0	Not Marked	2275	87.03%	91.44%
	1	Marked	213	8.15%	8.56%
		Total	2,488	95.18%	100%
Missing	.	Missing	126	4.82%	
			Total	126	4.82%

Valid	Invalid	Minimum	Maximum
2488	126	0	1

 M1CO01BC - CO01BC SELF-EMPLOYED-NEITHER/NA -M1

Type	Code
Measurement Unit	Numeric
M1CO01BC	Q1. Many people have experienced financial and personal difficulties because of COVID-19 (coronavirus). Did you or other adult household family members have any of the following experiences because of COVID-19 (coronavirus)? Select all that apply. Q1B. Less paid work if self- employed Q1Bc. Neither or not applicable

			Frequency	% of total	% of valid
Valid	0	Not Marked	483	18.48%	19.41%
	1	Marked	2005	76.7%	80.59%
		Total	2,488	95.18%	100%
Missing	.	Missing	126	4.82%	
			Total	126	4.82%

Valid	Invalid	Minimum	Maximum
2488	126	0	1

 M1CO01CA - CO01CA PROVIDE CARE-YOU -M1

Type	Code
Measurement Unit	Numeric
M1CO01CA	Q1. Many people have experienced financial and personal difficulties because of COVID-19 (coronavirus). Did you or other adult household family members have any of the following experiences because of COVID-19 (coronavirus)? Select all that apply. Q1C. Less paid work because you had to provide care to children, elders, or other dependents Q1Ca. You

			Frequency	% of total	% of valid
Valid	0	Not Marked	2151	82.29%	87.19%
	1	Marked	316	12.09%	12.81%
		Total	2,467	94.38%	100%
Missing	.	Missing	147	5.62%	
			Total	147	5.62%

Valid	Invalid	Minimum	Maximum
2467	147	0	1

 M1CO01CB - CO01CB PROVIDE CARE-OTH FAM MEMS- M1

Type	Code
Measurement Unit	Numeric
M1CO01CB	<p>Q1. Many people have experienced financial and personal difficulties because of COVID-19 (coronavirus). Did you or other adult household family members have any of the following experiences because of COVID-19 (coronavirus)? Select all that apply.</p> <p>Q1C. Less paid work because you had to provide care to children, elders, or other dependents</p> <p>Q1Cb. Other adult household family member</p>

			Frequency	% of total	% of valid
Valid	0	Not Marked	2330	89.14%	94.45%
	1	Marked	137	5.24%	5.55%
		Total	2,467	94.38%	100%
Missing	.	Missing	147	5.62%	
			Total	147	5.62%

Valid	Invalid	Minimum	Maximum
2467	147	0	1

 M1CO01CC - CO01CC PROVIDE CARE-NEITHER/NA -M1

Type	Code
Measurement Unit	Numeric
M1CO01CC	<p>Q1. Many people have experienced financial and personal difficulties because of COVID-19 (coronavirus). Did you or other adult household family members have any of the following experiences because of COVID-19 (coronavirus)? Select all that apply.</p> <p>Q1C. Less paid work because you had to provide care to children, elders, or other dependents</p> <p>Q1Cc. Neither or not applicable</p>

			Frequency	% of total	% of valid
Valid	0	Not Marked	412	15.76%	16.7%
	1	Marked	2055	78.62%	83.3%
		Total	2,467	94.38%	100%
Missing	.	Missing	147	5.62%	
			Total	147	5.62%

Valid	Invalid	Minimum	Maximum
2467	147	0	1

 M1CO01DA - CO01DA LOSS JOB-YOU -M1

Type	Code
Measurement Unit	Numeric
M1CO01DA	Q1. Many people have experienced financial and personal difficulties because of COVID-19 (coronavirus). Did you or other adult household family members have any of the following experiences because of COVID-19 (coronavirus)? Select all that apply. Q1D. Job loss Q1Da. You

			Frequency	% of total	% of valid
Valid	0	Not Marked	2177	83.28%	87.36%
	1	Marked	315	12.05%	12.64%
		Total	2,492	95.33%	100%
Missing	.	Missing	122	4.67%	
			Total	122	4.67%

Valid	Invalid	Minimum	Maximum
2492	122	0	1

 M1CO01DB - CO01DB LOSS JOB-OTH FAM MEMS -M1

Type	Code
Measurement Unit	Numeric
M1CO01DB	Q1. Many people have experienced financial and personal difficulties because of COVID-19 (coronavirus). Did you or other adult household family members have any of the following experiences because of COVID-19 (coronavirus)? Select all that apply. Q1D. Job loss Q1Db. Other adult household family member

			Frequency	% of total	% of valid
--	--	--	-----------	------------	------------

Valid	0	Not Marked	2286	87.45%	91.73%
	1	Marked	206	7.88%	8.27%
		Total	2,492	95.33%	100%
Missing	.	Missing	122	4.67%	
		Total	122	4.67%	

Valid	Invalid	Minimum	Maximum
2492	122	0	1

M1CO01DC - CO01DC LOSS JOB-NEITHER/NA -M1

Type	Code
Measurement Unit	Numeric
M1CO01DC	Q1. Many people have experienced financial and personal difficulties because of COVID-19 (coronavirus). Did you or other adult household family members have any of the following experiences because of COVID-19 (coronavirus)? Select all that apply. Q1D. Job loss Q1Dc. Neither or not applicable

			Frequency	% of total	% of valid
Valid	0	Not Marked	485	18.55%	19.46%
	1	Marked	2007	76.78%	80.54%
		Total	2,492	95.33%	100%
Missing	.	Missing	122	4.67%	
		Total	122	4.67%	

Valid	Invalid	Minimum	Maximum
2492	122	0	1

M1CO02 - CO02 YOU/FAM MEMS/FRIEND HOSP -M1

Type	Code
Measurement Unit	Numeric
M1CO02	Q2. Were you, a family member or close friend hospitalized because of COVID-19 (coronavirus)?

			Frequency	% of total	% of valid
Valid	0	No	2190	83.78%	83.81%
	1	Yes	423	16.18%	16.19%
		Total	2,613	99.96%	100%
Missing	.	Missing	1	0.04%	

		Total	1	0.04%	
--	--	-------	---	-------	--

Valid	Invalid	Minimum	Maximum
2613	1	0	1

 M1CO03 - CO03 FAM MEMS/FRIEND DIED -M1

Type	Code
Measurement Unit	Numeric
M1CO03	Q3. Has a family member or close friend died from complications related to COVID-19 (coronavirus)?

			Frequency	% of total	% of valid
Valid	0	No	2268	86.76%	87.77%
	1	Yes	316	12.09%	12.23%
		Total	2,584	98.85%	100%
Missing	.	Missing	30	1.15%	
			Total	30	1.15%

Valid	Invalid	Minimum	Maximum
2584	30	0	1

 M1EM01 - EM01 CURRENTLY WORK FOR PAY- M1

Type	Code
Measurement Unit	Numeric
M1EM01	Q1. Are you currently working for pay?
Logic	if Q1=., skip to S4

			Frequency	% of total	% of valid
Valid	1	Yes	2088	79.88%	79.91%
	2	No, but I have worked for pay in the past	499	19.09%	19.1%
	3	No, I have never worked for pay	26	0.99%	1%
		Total	2,613	99.96%	100%
Missing	.	missing	1	0.04%	
			Total	1	0.04%

Valid	Invalid	Minimum	Maximum
2613	1	1	3

 M1EM02 - EM02 # JOBS CURRENTLY WORK FOR PAY- M1

Type	Code
Measurement Unit	Numeric
M1EM02	Q2. On how many jobs are you currently working for pay?
Logic	if Q1=1, ask Q2

			Frequency	% of total	% of valid
Valid	1	1	1829	69.97%	87.68%
	2	2	230	8.8%	11.03%
	3	3	24	0.92%	1.15%
	4	4	2	0.08%	0.1%
	5	5	1	0.04%	0.05%
		Total	2,086	79.8%	100%
Missing	.	missing	2	0.08%	
	997	legitimate skip	526	20.12%	
		Total	528	20.2%	

Valid	Invalid	Minimum	Maximum
2086	528	1	5

M1EM03 - EM03 TOTAL HR/WK CURRENTLY WORKING- M1

Type	Numeric (Double)
Measurement Unit	Numeric
M1EM03	Q3. How many total hours a week do you usually spend at your job? OR How many total hours a week do you usually spend at all your jobs?
Logic	if Q2≥1, ask Q3

			Frequency	% of total	% of valid
Missing	.	missing	4	0.15%	
	9997	legitimate skip	528	20.2%	
		Total	532	20.35%	

Valid	Invalid	Minimum	Maximum	Mean	StdDev
2082	532	1	120	41.612391...	13.143100...

M1EM04 - EM04 YEARS BEEN AT CURRENT JOB- M1

Type	Code
Measurement Unit	Numeric
M1EM04	Q4. How long have you been at your current job? OR If you have more than one job think about the one job where you work the most hours. How long have you been at your current job?

Logic	if Q2≥1, ask Q4
-------	-----------------

			Frequency	% of total	% of valid
Valid	1	Less than one year	300	11.48%	14.38%
	2	1-2 years	393	15.03%	18.84%
	3	3-5 years	404	15.46%	19.37%
	4	Over 5 years	989	37.83%	47.41%
		Total	2,086	79.8%	100%
Missing	97	legitimate skip	528	20.2%	
		Total	528	20.2%	

Valid	Invalid	Minimum	Maximum
2086	528	1	4

 M1EM05 - EM05 TYPE OF CURRENT JOB- M1

Type	Code
Measurement Unit	Numeric
M1EM05	Q5. Which one of the following best describes your current chief job activity or business?
Logic	if Q1=1, ask Q5

			Frequency	% of total	% of valid
Valid	1	Active duty military	8	0.31%	0.39%
	2	An employee of a private for-profit company or business, or of an individual, for wages, salary, or commissions	1156	44.22%	55.98%
	3	An employee of a private not-for-profit, tax-exempt, or charitable organization	287	10.98%	13.9%
	4	A local government employee (such as city, county)	164	6.27%	7.94%
	5	A state government employee	185	7.08%	8.96%
	6	A federal government employee	78	2.98%	3.78%
	7	Self-employed	187	7.15%	9.06%
		Total	2,065	79%	100%
Missing	.	missing	23	0.88%	
	97	legitimate skip	526	20.12%	
		Total	549	21%	

Valid	Invalid	Minimum	Maximum
2065	549	1	7

 M1EM06M - EM06M MONTH LAST PAY JOB ENDED- M1

Type	Code
Measurement Unit	Numeric
M1EM06M	Q6a. In what month and year did you last work?
Logic	if Q1=2, ask Q6

			Frequency	% of total	% of valid
Valid	1	January	35	1.34%	7.19%
	2	February	34	1.3%	6.98%
	3	March	113	4.32%	23.2%
	4	April	40	1.53%	8.21%
	5	May	34	1.3%	6.98%
	6	June	34	1.3%	6.98%
	7	July	39	1.49%	8.01%
	8	August	40	1.53%	8.21%
	9	September	25	0.96%	5.13%
	10	October	25	0.96%	5.13%
	11	November	35	1.34%	7.19%
	12	December	33	1.26%	6.78%
		Total	487	18.63%	100%
Missing	.	missing	12	0.46%	
	997	legitimate skip	2115	80.91%	
		Total	2,127	81.37%	

Valid	Invalid	Minimum	Maximum
487	2127	1	12

 M1EM06Y - EM06Y YEAR LAST PAY JOB ENDED- M1

Type	Code
Measurement Unit	Numeric
M1EM06Y	Q6b. In what month and year did you last work?
Logic	if Q1=2, ask Q6

			Frequency	% of total	% of valid
--	--	--	-----------	------------	------------

Valid	1995	1995	1	0.04%	0.2%
	1996	1996	2	0.08%	0.41%
	1997	1997	1	0.04%	0.2%
	1998	1998	1	0.04%	0.2%
	1999	1999	3	0.11%	0.61%
	2000	2000	1	0.04%	0.2%
	2001	2001	1	0.04%	0.2%
	2002	2002	2	0.08%	0.41%
	2003	2003	0	0%	0%
	2004	2004	4	0.15%	0.81%
	2005	2005	3	0.11%	0.61%
	2006	2006	7	0.27%	1.42%
	2007	2007	8	0.31%	1.63%
	2008	2008	15	0.57%	3.05%
	2009	2009	7	0.27%	1.42%
	2010	2010	10	0.38%	2.03%
	2011	2011	8	0.31%	1.63%
	2012	2012	7	0.27%	1.42%
	2013	2013	11	0.42%	2.24%
	2014	2014	18	0.69%	3.66%
	2015	2015	14	0.54%	2.85%
	2016	2016	16	0.61%	3.25%
2017	2017	18	0.69%	3.66%	
2018	2018	20	0.77%	4.07%	
2019	2019	60	2.3%	12.2%	
2020	2020	247	9.45%	50.2%	
2021	2021	7	0.27%	1.42%	
		Total	492	18.82%	100%
Missing	.	missing	7	0.27%	
	99997	legitimate skip	2115	80.91%	
		Total	2,122	81.18%	

Valid	Invalid	Minimum	Maximum
492	2122	1995	2021

 M1EM07 - EM07 TYPE OF WORK PREV- M1

Type	Code
Measurement Unit	Numeric
M1EM07	Q7. Which one of the following best describes your chief job activity or business when you last worked?
Logic	if Q1=2, ask Q7

			Frequency	% of total	% of valid
Valid	1	Active duty military	7	0.27%	1.42%
	2	An employee of a private for-profit company or business, or of an individual, for wages, salary, or commissions	320	12.24%	64.78%
	3	An employee of a private not-for-profit, tax-exempt, or charitable organization	32	1.22%	6.48%
	4	A local government employee (such as city, county)	16	0.61%	3.24%
	5	A state government employee	21	0.8%	4.25%
	6	A federal government employee	9	0.34%	1.82%
	7	Self-employed	89	3.4%	18.02%
Total			494	18.9%	100%
Missing	.	missing	5	0.19%	
	97	legitimate skip	2115	80.91%	
Total			2,120	81.1%	

Valid	Invalid	Minimum	Maximum
494	2120	1	7

 M1EM08 - EM08 DESCR CURR STATUS IF WORK PREV- M1

Type	Code
Measurement Unit	Numeric
M1EM08	Q8. Which one of the following categories best describes what you are doing right now?
Logic	if Q1=2, ask Q8

			Frequency	% of total	% of valid
--	--	--	-----------	------------	------------

Valid	1	Temporarily laid off	37	1.42%	7.43%
	2	On sick leave or temporarily disabled	22	0.84%	4.42%
	3	On family (maternity/paternity) leave	1	0.04%	0.2%
	4	Permanently disabled	58	2.22%	11.65%
	5	Unemployed and looking for work	155	5.93%	31.12%
	6	Unemployed and not looking for work	24	0.92%	4.82%
	7	Student	16	0.61%	3.21%
	8	Raising a family or caregiving	135	5.16%	27.11%
	9	Retired	8	0.31%	1.61%
	10	Working without pay in family business or farm	9	0.34%	1.81%
	11	Other	33	1.26%	6.63%
		Total	498	19.05%	100%
Missing	.	missing	1	0.04%	
	997	legitimate skip	2115	80.91%	
		Total	2,116	80.95%	

Valid	Invalid	Minimum	Maximum
498	2116	1	11

 M1EM09 - EM09 DESCR CURR STATUS IF NEVER WORK- M1

Type	Code
Measurement Unit	Numeric
M1EM09	Q9. Which one of the following categories best describes what you are doing right now?
Logic	if Q1=3, ask Q9

			Frequency	% of total	% of valid
Valid	1	Permanently disabled	6	0.23%	23.08%
	2	Unemployed and looking for work	5	0.19%	19.23%
	3	Unemployed and not looking for work	3	0.11%	11.54%
	4	Student	3	0.11%	11.54%
	5	Raising a family or caregiving	5	0.19%	19.23%
	6	Working without pay in family business or farm	0	0%	0%
	7	Other	4	0.15%	15.38%

		Total	26	0.99%	100%
Missing	97	legitimate skip	2588	99.01%	
		Total	2,588	99.01%	

Valid	Invalid	Minimum	Maximum
26	2588	1	7

 CISFLAG - FLAG: DEFINED CIS/NON-CIS FOR LOGIC- M1

Type	Code
Measurement Unit	numeric
CISFLAG	Non-cisgender dummy variable for internal skip logic

			Frequency	% of total	% of valid
Valid	0	Non-cisgender	26	0.99%	0.99%
	1	Cisgender	2588	99.01%	99.01%
		Total	2,614	100%	100%

Valid	Invalid	Minimum	Maximum
2614	0	0	1

 M1GI01A - GI01A MALE- M1

Type	Code
Measurement Unit	numeric
M1GI01A	Q1. What is your current gender identity? Select all that apply. [Required] Q1a. Male

			Frequency	% of total	% of valid
Valid	8888	Request access	2614	100%	100%
		Total	2,614	100%	100%

Valid	Invalid	Minimum	Maximum
2614	0	8888	8888

 M1GI01B - GI01B FEMALE- M1

Type	Code
Measurement Unit	numeric
M1GI01B	Q1. What is your current gender identity? Select all that apply. [Required] Q1b. Female

			Frequency	% of total	% of valid
--	--	--	-----------	------------	------------

Valid	8888	Request access	2614	100%	100%
		Total	2,614	100%	100%

Valid	Invalid	Minimum	Maximum
2614	0	8888	8888

M1GI01C - GI01C TRANSGENDER- M1

Type	Code
Measurement Unit	numeric
M1GI01C	Q1. What is your current gender identity? Select all that apply. [Required] Q1c. Transgender

			Frequency	% of total	% of valid
Valid	8888	Request access	2614	100%	100%
		Total	2,614	100%	100%

Valid	Invalid	Minimum	Maximum
2614	0	8888	8888

M1GI01D - GI01D GENDER NON-BINARY/GENDERQUEER- M1

Type	Code
Measurement Unit	numeric
M1GI01D	Q1. What is your current gender identity? Select all that apply. [Required] Q1d. Gender non-binary/genderqueer

			Frequency	% of total	% of valid
Valid	8888	Request access	2614	100%	100%
		Total	2,614	100%	100%

Valid	Invalid	Minimum	Maximum
2614	0	8888	8888

M1GI01E - GI01E NOT SURE/QUESTIONING- M1

Type	Code
Measurement Unit	numeric
M1GI01E	Q1. What is your current gender identity? Select all that apply. [Required] Q1e. I am not sure of my gender identity (I am "questioning" my gender identity)

			Frequency	% of total	% of valid
Valid	8888	Request access	2614	100%	100%

		Total	2,614	100%	100%
--	--	-------	-------	------	------

Valid	Invalid	Minimum	Maximum
2614	0	8888	8888

M1GI01F - GI01F DONT UNDERSTAND QUESTION- M1

Type	Code
Measurement Unit	numeric
M1GI01F	Q1. What is your current gender identity? Select all that apply. [Required] Q1f. I do not know what this question is asking

			Frequency	% of total	% of valid
Valid	8888	Request access	2614	100%	100%
		Total	2,614	100%	100%

Valid	Invalid	Minimum	Maximum
2614	0	8888	8888

M1GI02 - GI02 SAB-SEX ASSIGNED AT BIRTH- M1

Type	Code
Measurement Unit	numeric
M1GI02	Q2. What sex were you assigned at birth, on your original birth certificate? [Required]

			Frequency	% of total	% of valid
Valid	1	Male	724	27.7%	27.7%
	2	Female	1890	72.3%	72.3%
		Total	2,614	100%	100%

Valid	Invalid	Minimum	Maximum
2614	0	1	2

M1GI03 - GI03 EVER FELT GI DIF SAB- M1

Type	Code
Measurement Unit	numeric
M1GI03	Q3. Have you ever felt that your gender was different from your assigned birth sex (the sex that a doctor or nurse put on your birth certificate)?
Logic	if CISFLAG=1, ask Q3. if Q3=0, ., 97, then skip to S5

			Frequency	% of total	% of valid
--	--	--	-----------	------------	------------

Valid	0	No	2539	97.13%	98.18%
	1	Yes	47	1.8%	1.82%
		Total	2,586	98.93%	100%
Missing	.	Missing	2	0.08%	
	97	Legitimate Skip	26	0.99%	
		Total	28	1.07%	

Valid	Invalid	Minimum	Maximum
2586	28	0	1

 M1GI04 - GI04 AGE 1ST FELT GI DIF SAB- M1

Type	Code
Measurement Unit	numeric
M1GI04	Q4. About how old were you when you first felt that your gender was different from your assigned birth sex?
Logic	if CISFLAG=0 or Q3=1, ask Q4

			Frequency	% of total	% of valid
Valid	1	5 and under	16	0.61%	21.92%
	2	6 to 10	26	0.99%	35.62%
	3	11 to 14	12	0.46%	16.44%
	4	15 or 16	7	0.27%	9.59%
	5	17 or 18	1	0.04%	1.37%
	6	19 to 25	6	0.23%	8.22%
	7	Over the age of 25	5	0.19%	6.85%
		Total	73	2.79%	100%
Missing	97	Legitimate Skip	2541	97.21%	
		Total	2,541	97.21%	

Valid	Invalid	Minimum	Maximum
73	2541	1	7

 M1GI05 - GI05 EVER THOUGHT SELF AS TRANS/GNB- M1

Type	Code
Measurement Unit	numeric
M1GI05	Q5. Have you ever thought of yourself as transgender or gender non-binary/genderqueer (even if you did not know the words or did not use those words to describe your gender identity)?
Logic	if Q3=1, ask Q5

			Frequency	% of total	% of valid
Valid	0	No	30	1.15%	63.83%
	1	Yes	17	0.65%	36.17%
		Total	47	1.8%	100%
Missing	97	Legitimate Skip	2567	98.2%	
			Total	2,567	98.2%

Valid	Invalid	Minimum	Maximum
47	2567	0	1

M1GI06 - GI06 AGE THOUGHT SELF AS TRANS/GNB- M1

Type	Code
Measurement Unit	numeric
M1GI06	Q6. About how old were you when you started to think of yourself as transgender or gender non-binary/genderqueer?
Logic	if Q5=1, ask Q6

			Frequency	% of total	% of valid
Valid	8888	Request access	2614	100%	100%
		Total	2,614	100%	100%

Valid	Invalid	Minimum	Maximum
2614	0	8888	8888

M1GI07 - GI07 EVER LIVED FULLY GI DIF SAB- M1

Type	Code
Measurement Unit	numeric
M1GI07	Q7. Have you ever lived full-time in a gender that is different from the one assigned to you at birth?
Logic	if CISFLAG=0 or Q3=1, ask Q7

			Frequency	% of total	% of valid
Valid	8888	Request access	2614	100%	100%
		Total	2,614	100%	100%

Valid	Invalid	Minimum	Maximum
2614	0	8888	8888

M1GI08 - GI08 AGE LIVED FULLY GI DIF SAB- M1

Type	Code
------	------

Measurement Unit	numeric
M1GI08	Q8. About how old were you when you started to live full-time in a gender that is different from the one assigned to you at birth?
Logic	if Q7=1, ask Q8

			Frequency	% of total	% of valid
Valid	8888	Request access	2614	100%	100%
		Total	2,614	100%	100%

Valid	Invalid	Minimum	Maximum
2614	0	8888	8888

M1GI09 - GI09 EVER TOLD OTHERS TRANS/GNB- M1

Type	Code
Measurement Unit	numeric
M1GI09	Q9. Have you ever told others you were transgender or gender non-binary/genderqueer (even if you did not use those words)?
Logic	if CISFLAG=0 or Q5=., 1, ask Q9

			Frequency	% of total	% of valid
Valid	8888	Request access	2614	100%	100%
		Total	2,614	100%	100%

Valid	Invalid	Minimum	Maximum
2614	0	8888	8888

M1GI10 - GI10 AGE TOLD OTHERS TRANS/GNB- M1

Type	Code
Measurement Unit	numeric
M1GI10	Q10. About how old were you when you first told others that you were transgender or gender non-binary/genderqueer (even if you did not use those words)?
Logic	if Q9=1, ask Q10

			Frequency	% of total	% of valid
Valid	8888	Request access	2614	100%	100%
		Total	2,614	100%	100%

Valid	Invalid	Minimum	Maximum
2614	0	8888	8888

 SO_ORDER - FLAG: RANDOM PRESENTATION ORDER- M1

Type	Code
Measurement Unit	numeric
SO_ORDER	Randomized order of sexual orientation (SO) questions from 2 different sources: Add Health (AH), question Q1, and National Health Interview Survey (NHIS), question Q3. Each respondent received both questions.

			Frequency	% of total	% of valid
Valid	1	Receive AH-SO question (Q1) 1st	1329	50.84%	50.84%
	2	Receive NHIS-SO question (Q3) 1st	1285	49.16%	49.16%
Total			2,614	100%	100%

Valid	Invalid	Minimum	Maximum
2614	0	1	2

 M1SO01 - SO01 ADD HEALTH SEXUAL ORIENT(AH-SO)- M1

Type	Code
Measurement Unit	numeric
M1SO01	Q1. Please choose the description that best fits how you think about yourself. [Required]

			Frequency	% of total	% of valid
Valid	1	100% heterosexual (straight)	1634	62.51%	62.51%
	2	Mostly heterosexual (straight) but somewhat attracted to people of your own sex	625	23.91%	23.91%
	3	Bisexual, that is, attracted to men and women equally	150	5.74%	5.74%
	4	Mostly homosexual (gay), but somewhat attracted to people of the opposite sex	67	2.56%	2.56%
	5	100% homosexual (gay)	126	4.82%	4.82%
	6	Not sexually attracted to either males or females	12	0.46%	0.46%
Total			2,614	100%	100%

Valid	Invalid	Minimum	Maximum
2614	0	1	6

 M1SO02 - SO02 EVER DESCRIBE AH-SO TO OTHERS- M1

Type	Code
Measurement Unit	numeric
M1SO02	Q2. Do you ever describe yourself as [Q1 response] to others?
Logic	if SO_ORDER=2 and (Q1=3 and Q3=3), not ask Q2

			Frequency	% of total	% of valid
Valid	0	No	753	28.81%	29.56%
	1	Yes	1794	68.63%	70.44%
	Total		2,547	97.44%	100%
Missing	.	Missing	6	0.23%	
	97	Legitimate Skip	61	2.33%	
	Total		67	2.56%	

Valid	Invalid	Minimum	Maximum
2547	67	0	1

 M1SO03 - SO03 NHIS SEXUAL ORIENT(NHIS-SO)- M1

Type	Code
Measurement Unit	numeric
M1SO03	Q3. Which of the following best represents how you think of yourself?

			Frequency	% of total	% of valid
Valid	1	Gay or lesbian	167	6.39%	6.4%
	2	Straight, that is, not gay, lesbian, or bisexual	2082	79.65%	79.77%
	3	Bisexual	249	9.53%	9.54%
	4	Something else	70	2.68%	2.68%
	5	I am not sure of my sexuality (I am "questioning" my sexuality)	23	0.88%	0.88%
	6	I am not sure what this question is asking	19	0.73%	0.73%
	Total		2,610	99.85%	100%
Missing	.	Missing	4	0.15%	
	Total		4	0.15%	

Valid	Invalid	Minimum	Maximum
2610	4	1	6

 M1SO04 - SO04 EVER DESCRIBE NHIS-SO TO OTHERS- M1

Type	Code
Measurement Unit	numeric
M1SO04	Q4. Do you ever describe yourself as [Q3 response] to others?
Logic	if (SO_ORDER=1 and (Q1=3 and Q3=3)) or Q3≠., 6, not ask Q4

			Frequency	% of total	% of valid
Valid	0	No	628	24.02%	24.92%
	1	Yes	1892	72.38%	75.08%
	Total		2,520	96.4%	100%
Missing	.	Missing	7	0.27%	
	97	Legitimate Skip	87	3.33%	
	Total		94	3.6%	

Valid	Invalid	Minimum	Maximum
2520	94	0	1

 M1SO05 - SO05 HOW MANY KNOW YOU ARE BISEXUAL- M1

Type	Code
Measurement Unit	numeric
M1SO05	Q5. Thinking of the people in your life who know that you are not completely heterosexual/straight, how many of them know that you are bisexual?
Logic	if (Q1=3 or Q3=3) and (Q2=1 or Q4=1), ask Q5

			Frequency	% of total	% of valid
Valid	1	All	40	1.53%	17.39%
	2	Most	64	2.45%	27.83%
	3	Some	99	3.79%	43.04%
	4	None	6	0.23%	2.61%
	5	I'm not sure	21	0.8%	9.13%
		Total	230	8.8%	100%
Missing	97	Legitimate Skip	2384	91.2%	
	Total		2,384	91.2%	

Valid	Invalid	Minimum	Maximum
230	2384	1	5

 M1SO06 - SO06 EVER THOUGHT OTHER THAN HET- M1

Type	Code
Measurement Unit	numeric
M1SO06	Q6. Have you ever thought of yourself as something other than completely heterosexual/straight (even if you do not currently think of yourself this way)?
Logic	if Q1=1, ask Q6

			Frequency	% of total	% of valid
Valid	0	No	1509	57.73%	92.52%
	1	Yes	122	4.67%	7.48%
	Total		1,631	62.39%	100%
Missing	.	Missing	3	0.11%	
	97	Legitimate Skip	980	37.49%	
	Total		983	37.61%	

Valid	Invalid	Minimum	Maximum
1631	983	0	1

 M1SO07 - SO07 AGE THOUGHT OTHER THAN HET- M1

Type	Numeric (Double)
Measurement Unit	numeric
M1SO07	Q7. About how old were you when you first thought of yourself as something other than completely heterosexual/straight?
Logic	if Q1≠1 or Q6=1, ask Q7

			Frequency	% of total	% of valid
Missing	.	Missing	5	0.19%	
	997	Legitimate Skip	1512	57.84%	
	998	Don't know	272	10.41%	
Total		1,789	68.44%		

Valid	Invalid	Minimum	Maximum	Mean	StdDev
825	1789	1	42	17.327272...	7.2934034...

 M1SO08 - SO08 AGE CAT THOUGHT OTHER THAN HET- M1

Type	Code
Measurement Unit	numeric
M1SO08	Q8. What is your best estimate? Is it...?
Logic	if Q7=998, ask Q8

			Frequency	% of total	% of valid
--	--	--	-----------	------------	------------

Valid	1	10 and under	29	1.11%	10.66%
	2	11 to 14	46	1.76%	16.91%
	3	15 or 16	25	0.96%	9.19%
	4	17 or 18	16	0.61%	5.88%
	5	19 to 25	80	3.06%	29.41%
	6	Over the age of 25	76	2.91%	27.94%
		Total	272	10.41%	100%
Missing	97	Legitimate Skip	2342	89.59%	
		Total	2,342	89.59%	

Valid	Invalid	Minimum	Maximum
272	2342	1	6

 M1SO09 - SO09 EVER TOLD OTHERS NOT HET- M1

Type	Code
Measurement Unit	numeric
M1SO09	Q9. Did you ever tell someone else that you did not think of yourself as completely heterosexual/straight?
Logic	if (Q1≠1 and Q2=., 97) or Q6=1, ask Q9

			Frequency	% of total	% of valid
Valid	0	No	78	2.98%	42.62%
	1	Yes	105	4.02%	57.38%
		Total	183	7%	100%
Missing	.	Missing	1	0.04%	
	97	Legitimate Skip	2430	92.96%	
		Total	2,431	93%	

Valid	Invalid	Minimum	Maximum
183	2431	0	1

 M1SO10 - SO10 AGE TOLD OTHERS NOT HET- M1

Type	Code
Measurement Unit	numeric
M1SO10	Q10. About how old were you when you first told someone that you did not think of yourself as completely heterosexual/straight?
Logic	if Q1=1 and Q9=97, skip Q10, else if Q2=1 or Q9=1, ask Q10

			Frequency	% of total	% of valid
--	--	--	-----------	------------	------------

Valid	1	10 and under	15	0.57%	2.19%
	2	11 to 14	51	1.95%	7.46%
	3	15 or 16	92	3.52%	13.45%
	4	17 or 18	96	3.67%	14.04%
	5	19 to 25	224	8.57%	32.75%
	6	Over the age of 25	206	7.88%	30.12%
		Total	684	26.17%	100%
Missing	.	Missing	26	0.99%	
	97	Legitimate Skip	1904	72.84%	
		Total	1,930	73.83%	

Valid	Invalid	Minimum	Maximum
684	1930	1	6

M1GE01 - GE01 GENDER EXPRESSION- M1

Type	Code
Measurement Unit	Numeric
M1GE01	Q1. This question asks about your recent experience as an adult. A person's appearance, style, or dress may affect the way people think of them. On average, how do you think people would describe your appearance, style, or dress?

			Frequency	% of total	% of valid
Valid	1	Very feminine	536	20.5%	20.54%
	2	Mostly feminine	827	31.64%	31.7%
	3	Somewhat feminine	313	11.97%	12%
	4	Equally feminine and masculine	174	6.66%	6.67%
	5	Somewhat masculine	91	3.48%	3.49%
	6	Mostly masculine	344	13.16%	13.19%
	7	Very masculine	324	12.39%	12.42%
		Total	2,609	99.81%	100%
Missing	.	Missing	5	0.19%	
		Total	5	0.19%	

Valid	Invalid	Minimum	Maximum
2609	5	1	7

M1GE02 - GE02 CHILDHOOD IMITATED OR ADMIRE- M1

Type	Code
Measurement Unit	Numeric

M1GE02	Q2. When I was a child, up to age 12, the characters on TV or in the movies I imitated or admired were...
--------	---

			Frequency	% of total	% of valid
Valid	1	Always of girls or women	477	18.25%	18.28%
	2	Usually of girls or women	511	19.55%	19.59%
	3	Girls/women and boys/men equally	569	21.77%	21.81%
	4	Usually of boys or men	265	10.14%	10.16%
	5	Always of boys or men	277	10.6%	10.62%
	6	I did not imitate or admire characters on TV or in the movies.	510	19.51%	19.55%
		Total	2,609	99.81%	100%
Missing	.	Missing	5	0.19%	
		Total	5	0.19%	

Valid	Invalid	Minimum	Maximum
2609	5	1	6

 M1GE03 - GE03 CHILDHOOD TOOK THE ROLE IN PLAY- M1

Type	Code
Measurement Unit	Numeric
M1GE03	Q3. When I was a child, up to age 12, in pretend play, I took the role...

			Frequency	% of total	% of valid
Valid	1	Always of girls or women	869	33.24%	33.42%
	2	Usually of girls or women	555	21.23%	21.35%
	3	Girls/women and boys/men equally	300	11.48%	11.54%
	4	Usually of boys or men	201	7.69%	7.73%
	5	Always of boys or men	419	16.03%	16.12%
	6	I did not do this type of pretend play.	256	9.79%	9.85%
		Total	2,600	99.46%	100%
Missing	.	Missing	14	0.54%	
		Total	14	0.54%	

Valid	Invalid	Minimum	Maximum
2600	14	1	6

 M1GE04 - GE04 CHILDHOOD WANTED ROLE IN PLAY- M1

Type	Code
Measurement Unit	Numeric
M1GE04	Q4. When I was a child, up to age 12, in pretend play, I wanted to take the role...

			Frequency	% of total	% of valid
Valid	1	Always of girls or women	869	33.24%	33.8%
	2	Usually of girls or women	558	21.35%	21.7%
	3	Girls/women and boys/men equally	278	10.64%	10.81%
	4	Usually of boys or men	206	7.88%	8.01%
	5	Always of boys or men	409	15.65%	15.91%
	6	I did not do this type of pretend play.	251	9.6%	9.76%
Total			2,571	98.36%	100%
Missing	.	Missing	43	1.64%	
	Total			43	1.64%

Valid	Invalid	Minimum	Maximum
2571	43	1	6

 M1GE05 - GE05 CHILDHOOD FAVORITE TOYS & GAMES- M1

Type	Code
Measurement Unit	Numeric
M1GE05	Q5. When I was a child, up to age 12, my favorite toys and games were...

			Frequency	% of total	% of valid
Valid	1	Always feminine	347	13.27%	13.4%
	2	Usually feminine	602	23.03%	23.25%
	3	Equally feminine and masculine	792	30.3%	30.59%
	4	Usually masculine	363	13.89%	14.02%
	5	Always masculine	341	13.05%	13.17%
	6	Neither feminine nor masculine	144	5.51%	5.56%
Total			2,589	99.04%	100%
Missing	.	Missing	25	0.96%	
	Total			25	0.96%

Valid	Invalid	Minimum	Maximum
2589	25	1	6

 M1GE06 - GE06 CHILDHOOD I FELT- M1

Type	Code
Measurement Unit	Numeric
M1GE06	Q6. When I was a child, up to age 12, I felt...

			Frequency	% of total	% of valid
Valid	1	Very feminine	746	28.54%	28.69%
	2	Somewhat feminine	716	27.39%	27.54%
	3	Feminine and masculine equally	290	11.09%	11.15%
	4	Somewhat masculine	280	10.71%	10.77%
	5	Very masculine	341	13.05%	13.12%
	6	I did not feel feminine or masculine	227	8.68%	8.73%
		Total	2,600	99.46%	100%
Missing	.	Missing	14	0.54%	
		Total	14	0.54%	

Valid	Invalid	Minimum	Maximum
2600	14	1	6

 M1HR01 - HR01 LIVING ARRANGEMENT- M1

Type	Code
Measurement Unit	numeric
M1HR01	Q1. Where do you live now - that is, where do you stay most often?

			Frequency	% of total	% of valid
Valid	1	Your own place (such as apartment, house, trailer)	2358	90.21%	90.21%
	2	Your parents' home	152	5.81%	5.81%
	3	Another person's home	68	2.6%	2.6%
	4	Group quarters (such as dormitory, barracks, group home, hospital, communal home)	5	0.19%	0.19%
	5	Homeless - that is, you have no regular place to stay	12	0.46%	0.46%
	6	Other	19	0.73%	0.73%
		Total	2,614	100%	100%

Valid	Invalid	Minimum	Maximum

2614	0	1	6
------	---	---	---

 M1HR02 - HR02 ANYONE LIVE WITH YOU- M1

Type	Code
Measurement Unit	numeric
M1HR02	Q2. Does anyone live in your household besides you? If someone usually lives with you, but is away temporarily, include them. For example, include a child away at college or a child for whom you have part-time custody. By household, we mean family, romantic partners, or close non-relatives currently living or staying with you.

			Frequency	% of total	% of valid
Valid	0	No	343	13.12%	13.14%
	1	Yes	2267	86.73%	86.86%
		Total	2,610	99.85%	100%
Missing	.	Missing	4	0.15%	
		Total	4	0.15%	

Valid	Invalid	Minimum	Maximum
2610	4	0	1

 M1HR03 - HR03 HOW MANY IN HOUSEHOLD- M1

Type	Numeric (Double)
Measurement Unit	numeric
M1HR03	Q3. Not including yourself, how many other people live in your household? If someone usually lives with you, but is away temporarily, include them.
Logic	if Q2=1, ask Q3

			Frequency	% of total	% of valid
Missing	.	Missing	7	0.27%	
	997	Legitimate Skip	347	13.27%	
		Total	354	13.54%	

Valid	Invalid	Minimum	Maximum	Mean	StdDev
2260	354	1	12	2.8146017...	1.4364689...

 M1HR03A - HR03A LIVE WITH SPOUSE/PARTNER- M1

Type	Code
Measurement Unit	numeric
M1HR03A	Q3a. Do you have a spouse or partner who lives with you?

Logic	if Q2=. or (Q2=1 and Q3=.), ask Q3a
-------	-------------------------------------

			Frequency	% of total	% of valid
Valid	0	No	6	0.23%	54.55%
	1	Yes	5	0.19%	45.45%
		Total	11	0.42%	100%
Missing	97	Legitimate Skip	2603	99.58%	
		Total	2,603	99.58%	

Valid	Invalid	Minimum	Maximum
11	2603	0	1

M1HR03B - HR03B ANY CHILD- M1

Type	Code
Measurement Unit	numeric
M1HR03B	Q3b. Do you have any children?
Logic	if Q2=. or (Q2=1 and Q3=.), ask Q3b. if Q3b=1, skip to S8. if Q3b=0, skip to S10

			Frequency	% of total	% of valid
Valid	0	No	4	0.15%	36.36%
	1	Yes	7	0.27%	63.64%
		Total	11	0.42%	100%
Missing	97	Legitimate Skip	2603	99.58%	
		Total	2,603	99.58%	

Valid	Invalid	Minimum	Maximum
11	2603	0	1

M1HR04A - HR04A HH MEMBER 1 RELATIONSHIP- M1

Type	Code
Measurement Unit	numeric
M1HR04A	Q4A. What is [...]s relationship to you? -- [Member #1]
Logic	if Q3>0, ask Q4A

			Frequency	% of total	% of valid
--	--	--	-----------	------------	------------

Valid	1	Husband/Wife/Spouse	1294	49.5%	58.13%
	2	Boyfriend/Girlfriend/Partner	292	11.17%	13.12%
	3	Biological Son/Daughter/Child	294	11.25%	13.21%
	4	Stepson/Stepdaughter/Stepchild	2	0.08%	0.09%
	5	Adopted Son/Daughter/Child	4	0.15%	0.18%
	7	Brother/Sister/Sibling	17	0.65%	0.76%
	8	Father/Mother/Parent	187	7.15%	8.4%
	9	Stepfather/Stepmother/Stepparent	11	0.42%	0.49%
	10	Father-in-law/Mother-in-law	39	1.49%	1.75%
	11	Grandfather/Grandmother/Grandparent	7	0.27%	0.31%
	12	Uncle/Aunt	6	0.23%	0.27%
	13	Cousin	3	0.11%	0.13%
	14	Nephew/Niece	3	0.11%	0.13%
	15	Other relative	6	0.23%	0.27%
	16	Non-relative	61	2.33%	2.74%
			Total	2,226	85.16%
Missing	.	Missing	34	1.3%	
	997	Legitimate Skip	354	13.54%	
		Total	388	14.84%	

Valid	Invalid	Minimum	Maximum
2226	388	1	16

 M1HR05A - HR05A HH MEMBER 1 AGE- M1

Type	Numeric (Double)
Measurement Unit	numeric
M1HR05A	Q5A. How old is [...] in years? Please make your best estimate. -- [Member #1]
Logic	if Q4A=1, 2, 3, 4, 5, 6 or Q3a=1, ask Q5A

			Frequency	% of total	% of valid
Missing	.	Missing	6	0.23%	
	9997	Legitimate Skip	723	27.66%	
		Total	729	27.89%	

Valid	Invalid	Minimum	Maximum	Mean	StdDev
1885	729	0	91	37.581962...	10.985576...

 M1HR06AA - HR06AA HH MEMBER 1-MALE- M1

Type	Code
Measurement Unit	numeric

M1HR06AA	Q6A. What is [...]’s current gender identity? Select all that apply. -- [Member #1] Q6Aa. Male
Logic	if Q4A=1, 2 or Q3a=1, ask Q6A

			Frequency	% of total	% of valid
Valid	8888	Request access	2614	100%	100%
		Total	2,614	100%	100%

Valid	Invalid	Minimum	Maximum
2614	0	8888	8888

M1HR06AB - HR06AB HH MEMBER 1-FEMALE- M1

Type	Code
Measurement Unit	numeric
M1HR06AB	Q6A. What is [...]’s current gender identity? Select all that apply. -- [Member #1] Q6Ab. Female
Logic	if Q4A=1, 2 or Q3a=1, ask Q6A

			Frequency	% of total	% of valid
Valid	8888	Request access	2614	100%	100%
		Total	2,614	100%	100%

Valid	Invalid	Minimum	Maximum
2614	0	8888	8888

M1HR06AC - HR06AC HH MEMBER 1-TRANS- M1

Type	Code
Measurement Unit	numeric
M1HR06AC	Q6A. What is [...]’s current gender identity? Select all that apply. -- [Member #1] Q6Ac. Transgender
Logic	if Q4A=1, 2 or Q3a=1, ask Q6A

			Frequency	% of total	% of valid
Valid	8888	Request access	2614	100%	100%
		Total	2,614	100%	100%

Valid	Invalid	Minimum	Maximum
2614	0	8888	8888

 M1HR06AD - HR06AD HH MEMBER 1-NB/GQ- M1

Type	Code
Measurement Unit	numeric
M1HR06AD	Q6A. What is [...]’s current gender identity? Select all that apply. -- [Member #1] Q6Ad. Gender non-binary/genderqueer
Logic	if Q4A=1, 2 or Q3a=1, ask Q6A

			Frequency	% of total	% of valid
Valid	8888	Request access	2614	100%	100%
		Total	2,614	100%	100%

Valid	Invalid	Minimum	Maximum
2614	0	8888	8888

 M1HR06AE - HR06AE HH MEMBER 1-QUESTIONING- M1

Type	Code
Measurement Unit	numeric
M1HR06AE	Q6A. What is [...]’s current gender identity? Select all that apply. -- [Member #1] Q6Ae. They are not sure of their gender identity (they are “questioning” their gender identity)
Logic	if Q4A=1, 2 or Q3a=1, ask Q6A

			Frequency	% of total	% of valid
Valid	8888	Request access	2614	100%	100%
		Total	2,614	100%	100%

Valid	Invalid	Minimum	Maximum
2614	0	8888	8888

 M1HR06AF - HR06AF HH MEMBER 1-DONT UNDERSTAND- M1

Type	Code
Measurement Unit	numeric
M1HR06AF	Q6A. What is [...]’s current gender identity? Select all that apply. -- [Member #1] Q6Af. I do not know what this question is asking
Logic	if Q4A=1, 2 or Q3a=1, ask Q6A

			Frequency	% of total	% of valid
Valid	8888	Request access	2614	100%	100%
		Total	2,614	100%	100%

Valid	Invalid	Minimum	Maximum
2614	0	8888	8888

M1HR06AG - HR06AG HH MEMBER 1-DK- M1

Type	Code
Measurement Unit	numeric
M1HR06AG	Q6A. What is [...]’s current gender identity? Select all that apply. -- [Member #1] Q6Ag. I do not know the answer
Logic	if Q4A=1, 2 or Q3a=1, ask Q6A

			Frequency	% of total	% of valid
Valid	8888	Request access	2614	100%	100%
		Total	2,614	100%	100%

Valid	Invalid	Minimum	Maximum
2614	0	8888	8888

M1HR07A - HR07A HH MEMBER 1 SEX(SAB)- M1

Type	Code
Measurement Unit	numeric
M1HR07A	Q7A. What is [...]’s sex? By sex we mean, the sex they were assigned at birth, on their original birth certificate. -- [Member #1]
Logic	if Q4A=1, 2, 3, 4, 5, 6 or Q3a=1, ask Q7A

			Frequency	% of total	% of valid
Valid	1	Male	1308	50.04%	69.32%
	2	Female	579	22.15%	30.68%
		Total	1,887	72.19%	100%
Missing	.	Missing	4	0.15%	
	97	Legitimate Skip	723	27.66%	
		Total	727	27.81%	

Valid	Invalid	Minimum	Maximum
1887	727	1	2

 M1HR04B - HR04B HH MEMBER 2 RELATIONSHIP- M1

Type	Code
Measurement Unit	numeric
M1HR04B	Q4B. What is [...]s relationship to you? -- [Member #2]
Logic	if Q3>0, ask Q4B

			Frequency	% of total	% of valid
Valid	1	Husband/Wife/Spouse	63	2.41%	3.66%
	2	Boyfriend/Girlfriend/Partner	13	0.5%	0.76%
	3	Biological Son/Daughter/Child	1259	48.16%	73.16%
	4	Stepson/Stepdaughter/Stepchild	130	4.97%	7.55%
	5	Adopted Son/Daughter/Child	36	1.38%	2.09%
	7	Brother/Sister/Sibling	33	1.26%	1.92%
	8	Father/Mother/Parent	79	3.02%	4.59%
	9	Stepfather/Stepmother/Stepparent	2	0.08%	0.12%
	10	Father-in-law/Mother-in-law	11	0.42%	0.64%
	11	Grandfather/Grandmother/Grandparent	1	0.04%	0.06%
	12	Uncle/Aunt	3	0.11%	0.17%
	13	Cousin	6	0.23%	0.35%
	14	Nephew/Niece	9	0.34%	0.52%
	15	Other relative	12	0.46%	0.7%
	16	Non-relative	57	2.18%	3.31%
			Total	1,721	65.84%
Missing	.	Missing	539	20.62%	
	997	Legitimate Skip	354	13.54%	
		Total	893	34.16%	

Valid	Invalid	Minimum	Maximum
1721	893	1	16

 M1HR05B - HR05B HH MEMBER 2 AGE- M1

Type	Numeric (Double)	
Measurement Unit	numeric	
M1HR05B	Q5B. How old is [...] in years? Please make your best estimate. -- [Member #2]	
Logic	if Q4B=1, 2, 3, 4, 5, 6 or Q3a=1, ask Q5B	

			Frequency	% of total	% of valid
Missing	.	Missing	10	0.38%	
	9997	Legitimate Skip	1099	42.04%	

		Total	1,109	42.43%	
--	--	-------	-------	--------	--

Valid	Invalid	Minimum	Maximum	Mean	StdDev
1505	1109	0	61	14.292358...	8.2959456...

M1HR06BA - HR06BA HH MEMBER 2-MALE- M1

Type	Code
Measurement Unit	numeric
M1HR06BA	Q6B. What is [...]’s current gender identity? Select all that apply. -- [Member #2] Q6Ba. Male
Logic	if Q4B=1, 2 or Q3a=1, ask Q6B

			Frequency	% of total	% of valid
Valid	8888	Request access	2614	100%	100%
		Total	2,614	100%	100%

Valid	Invalid	Minimum	Maximum
2614	0	8888	8888

M1HR06BB - HR06BB HH MEMBER 2-FEMALE- M1

Type	Code
Measurement Unit	numeric
M1HR06BB	Q6B. What is [...]’s current gender identity? Select all that apply. -- [Member #2] Q6Bb. Female
Logic	if Q4B=1, 2 or Q3a=1, ask Q6B

			Frequency	% of total	% of valid
Valid	8888	Request access	2614	100%	100%
		Total	2,614	100%	100%

Valid	Invalid	Minimum	Maximum
2614	0	8888	8888

M1HR06BC - HR06BC HH MEMBER 2-TRANS- M1

Type	Code
Measurement Unit	numeric

M1HR06BC	Q6B. What is [...]’s current gender identity? Select all that apply. -- [Member #2] Q6Bc. Transgender
Logic	if Q4B=1, 2 or Q3a=1, ask Q6B

			Frequency	% of total	% of valid
Valid	8888	Request access	2614	100%	100%
		Total	2,614	100%	100%

Valid	Invalid	Minimum	Maximum
2614	0	8888	8888

M1HR06BD - HR06BD HH MEMBER 2-NB/GQ- M1

Type	Code
Measurement Unit	numeric
M1HR06BD	Q6B. What is [...]’s current gender identity? Select all that apply. -- [Member #2] Q6Bd. Gender non-binary/genderqueer
Logic	if Q4B=1, 2 or Q3a=1, ask Q6B

			Frequency	% of total	% of valid
Valid	8888	Request access	2614	100%	100%
		Total	2,614	100%	100%

Valid	Invalid	Minimum	Maximum
2614	0	8888	8888

M1HR06BE - HR06BE HH MEMBER 2-QUESTIONING- M1

Type	Code
Measurement Unit	numeric
M1HR06BE	Q6B. What is [...]’s current gender identity? Select all that apply. -- [Member #2] Q6Be. They are not sure of their gender identity (they are “questioning” their gender identity)
Logic	if Q4B=1, 2 or Q3a=1, ask Q6B

			Frequency	% of total	% of valid
Valid	8888	Request access	2614	100%	100%
		Total	2,614	100%	100%

Valid	Invalid	Minimum	Maximum

2614	0	8888	8888
------	---	------	------

M1HR06BF - HR06BF HH MEMBER 2-DONT UNDERSTAND- M1

Type	Code
Measurement Unit	numeric
M1HR06BF	Q6B. What is [...]’s current gender identity? Select all that apply. -- [Member #2] Q6Bf. I do not know what this question is asking
Logic	if Q4B=1, 2 or Q3a=1, ask Q6B

			Frequency	% of total	% of valid
Valid	8888	Request access	2614	100%	100%
		Total	2,614	100%	100%

Valid	Invalid	Minimum	Maximum
2614	0	8888	8888

M1HR06BG - HR06BG HH MEMBER 2-DK- M1

Type	Code
Measurement Unit	numeric
M1HR06BG	Q6B. What is [...]’s current gender identity? Select all that apply. -- [Member #2] Q6Bg. I do not know the answer
Logic	if Q4B=1, 2 or Q3a=1, ask Q6B

			Frequency	% of total	% of valid
Valid	8888	Request access	2614	100%	100%
		Total	2,614	100%	100%

Valid	Invalid	Minimum	Maximum
2614	0	8888	8888

M1HR07B - HR07B HH MEMBER 2 SEX(SAB)- M1

Type	Code
Measurement Unit	numeric
M1HR07B	Q7B. What is [...]’s sex? By sex we mean, the sex they were assigned at birth, on their original birth certificate. -- [Member #1]
Logic	if Q4B=1, 2, 3, 4, 5, 6 or Q3a=1, ask Q7B

			Frequency	% of total	% of valid
--	--	--	-----------	------------	------------

Valid	1	Male	794	30.37%	52.79%
	2	Female	710	27.16%	47.21%
		Total	1,504	57.54%	100%
Missing	.	Missing	11	0.42%	
	97	Legitimate Skip	1099	42.04%	
		Total	1,110	42.46%	

Valid	Invalid	Minimum	Maximum
1504	1110	1	2

 M1HR04C - HR04C HH MEMBER 3 RELATIONSHIP- M1

Type	Code
Measurement Unit	numeric
M1HR04C	Q4C. What is [...]s relationship to you? -- [Member #3]
Logic	if Q3>0, ask Q4C

			Frequency	% of total	% of valid
Valid	1	Husband/Wife/Spouse	26	0.99%	2.12%
	2	Boyfriend/Girlfriend/Partner	11	0.42%	0.9%
	3	Biological Son/Daughter/Child	998	38.18%	81.27%
	4	Stepson/Stepdaughter/Stepchild	72	2.75%	5.86%
	5	Adopted Son/Daughter/Child	19	0.73%	1.55%
	7	Brother/Sister/Sibling	25	0.96%	2.04%
	8	Father/Mother/Parent	5	0.19%	0.41%
	9	Stepfather/Stepmother/Stepparent	0	0%	0%
	10	Father-in-law/Mother-in-law	2	0.08%	0.16%
	11	Grandfather/Grandmother/Grandparent	0	0%	0%
	12	Uncle/Aunt	2	0.08%	0.16%
	13	Cousin	2	0.08%	0.16%
	14	Nephew/Niece	12	0.46%	0.98%
	15	Other relative	19	0.73%	1.55%
	16	Non-relative	28	1.07%	2.28%
			Total	1,228	46.98%
Missing	.	Missing	1032	39.48%	
	997	Legitimate Skip	354	13.54%	
		Total	1,386	53.02%	

Valid	Invalid	Minimum	Maximum
1228	1386	1	16

 M1HR05C - HR05C HH MEMBER 3 AGE- M1

Type	Numeric (Double)
Measurement Unit	numeric
M1HR05C	Q5C. How old is [...] in years? Please make your best estimate. -- [Member #3]
Logic	if Q4C=1, 2, 3, 4, 5, 6 or Q3a=1, ask Q5C

			Frequency	% of total	% of valid
Missing	.	Missing	6	0.23%	
	9997	Legitimate Skip	1476	56.47%	
		Total	1,482	56.69%	

Valid	Invalid	Minimum	Maximum	Mean	StdDev
1132	1482	0	55	11.292402...	7.3867646...

 M1HR06CA - HR06CA HH MEMBER 3-MALE- M1

Type	Code
Measurement Unit	numeric
M1HR06CA	Q6C. What is [...]’s current gender identity? Select all that apply. -- [Member #3] Q6Ca. Male
Logic	if Q4C=1, 2 or Q3a=1, ask Q6C

			Frequency	% of total	% of valid
Valid	8888	Request access	2614	100%	100%
		Total	2,614	100%	100%

Valid	Invalid	Minimum	Maximum
2614	0	8888	8888

 M1HR06CB - HR06CB HH MEMBER 3-FEMALE- M1

Type	Code
Measurement Unit	numeric
M1HR06CB	Q6C. What is [...]’s current gender identity? Select all that apply. -- [Member #3] Q6Cb. Female
Logic	if Q4C=1, 2 or Q3a=1, ask Q6C

			Frequency	% of total	% of valid
Valid	8888	Request access	2614	100%	100%

		Total	2,614	100%	100%
--	--	-------	-------	------	------

Valid	Invalid	Minimum	Maximum
2614	0	8888	8888

 M1HR06CC - HR06CC HH MEMBER 3-TRANS- M1

Type	Code
Measurement Unit	numeric
M1HR06CC	Q6C. What is [...]’s current gender identity? Select all that apply. -- [Member #3] Q6Cc. Transgender
Logic	if Q4C=1, 2 or Q3a=1, ask Q6C

			Frequency	% of total	% of valid
Valid	8888	Request access	2614	100%	100%
		Total	2,614	100%	100%


Valid	Invalid	Minimum	Maximum
2614	0	8888	8888

 M1HR06CD - HR06CD HH MEMBER 3-NB/GQ- M1

Type	Code
Measurement Unit	numeric
M1HR06CD	Q6C. What is [...]’s current gender identity? Select all that apply. -- [Member #3] Q6Cd. Gender non-binary/genderqueer
Logic	if Q4C=1, 2 or Q3a=1, ask Q6C

			Frequency	% of total	% of valid
Valid	8888	Request access	2614	100%	100%
		Total	2,614	100%	100%

Valid	Invalid	Minimum	Maximum
2614	0	8888	8888

 M1HR06CE - HR06CE HH MEMBER 3-QUESTIONING- M1

Type	Code
Measurement Unit	numeric

M1HR06CE	Q6C. What is [...]’s current gender identity? Select all that apply. -- [Member #3] Q6Ce. They are not sure of their gender identity (they are “questioning” their gender identity)
Logic	if Q4C=1, 2 or Q3a=1, ask Q6C

			Frequency	% of total	% of valid
Valid	8888	Request access	2614	100%	100%
		Total	2,614	100%	100%

Valid	Invalid	Minimum	Maximum
2614	0	8888	8888

M1HR06CF - HR06CF HH MEMBER 3-DONT UNDERSTAND- M1

Type	Code
Measurement Unit	numeric
M1HR06CF	Q6C. What is [...]’s current gender identity? Select all that apply. -- [Member #3] Q6Cf. I do not know what this question is asking
Logic	if Q4C=1, 2 or Q3a=1, ask Q6C

			Frequency	% of total	% of valid
Valid	8888	Request access	2614	100%	100%
		Total	2,614	100%	100%

Valid	Invalid	Minimum	Maximum
2614	0	8888	8888

M1HR06CG - HR06CG HH MEMBER 3-DK- M1

Type	Code
Measurement Unit	numeric
M1HR06CG	Q6C. What is [...]’s current gender identity? Select all that apply. -- [Member #3] Q6Cg. I do not know the answer
Logic	if Q4C=1, 2 or Q3a=1, ask Q6C

			Frequency	% of total	% of valid
Valid	8888	Request access	2614	100%	100%
		Total	2,614	100%	100%

Valid	Invalid	Minimum	Maximum

2614	0	8888	8888
------	---	------	------

 M1HR07C - HR07C HH MEMBER 3 SEX(SAB)- M1

Type	Code
Measurement Unit	numeric
M1HR07C	Q7C. What is [...]’s sex? By sex we mean, the sex they were assigned at birth, on their original birth certificate. -- [Member #3]
Logic	if Q4C=1, 2, 3, 4, 5, 6 or Q3a=1, ask Q7C

			Frequency	% of total	% of valid
Valid	1	Male	571	21.84%	50.49%
	2	Female	560	21.42%	49.51%
		Total	1,131	43.27%	100%
Missing	.	Missing	7	0.27%	
	97	Legitimate Skip	1476	56.47%	
		Total	1,483	56.73%	

Valid	Invalid	Minimum	Maximum
1131	1483	1	2

 M1HR04D - HR04D HH MEMBER 4 RELATIONSHIP- M1

Type	Code
Measurement Unit	numeric
M1HR04D	Q4D. What is [...]’s relationship to you? -- [Member #4]
Logic	if Q3>0, ask Q4D

			Frequency	% of total	% of valid
--	--	--	-----------	------------	------------

Valid	1	Husband/Wife/Spouse	4	0.15%	0.71%
	2	Boyfriend/Girlfriend/Partner	2	0.08%	0.36%
	3	Biological Son/Daughter/Child	448	17.14%	80%
	4	Stepson/Stepdaughter/Stepchild	33	1.26%	5.89%
	5	Adopted Son/Daughter/Child	11	0.42%	1.96%
	7	Brother/Sister/Sibling	6	0.23%	1.07%
	8	Father/Mother/Parent	4	0.15%	0.71%
	9	Stepfather/Stepmother/Stepparent	0	0%	0%
	10	Father-in-law/Mother-in-law	1	0.04%	0.18%
	11	Grandfather/Grandmother/Grandparent	0	0%	0%
	12	Uncle/Aunt	2	0.08%	0.36%
	13	Cousin	3	0.11%	0.54%
	14	Nephew/Niece	16	0.61%	2.86%
	15	Other relative	20	0.77%	3.57%
	16	Non-relative	9	0.34%	1.61%
			Total	560	21.42%
Missing	.	Missing	1700	65.03%	
	997	Legitimate Skip	354	13.54%	
		Total	2,054	78.58%	

Valid	Invalid	Minimum	Maximum
560	2054	1	16

M1HR05D - HR05D HH MEMBER 4 AGE- M1

Type	Numeric (Double)
Measurement Unit	numeric
M1HR05D	Q5D. How old is [...] in years? Please make your best estimate. -- [Member #4]
Logic	if Q4D=1, 2, 3, 4, 5, 6 or Q3a=1, ask Q5D

			Frequency	% of total	% of valid
Missing	.	Missing	5	0.19%	
	9997	Legitimate Skip	2110	80.72%	
		Total	2,115	80.91%	

Valid	Invalid	Minimum	Maximum	Mean	StdDev
499	2115	0	43	9.5110220...	6.0191610...

M1HR06DA - HR06DA HH MEMBER 4-MALE- M1

Type	Code
Measurement Unit	numeric

M1HR06DA	Q6D. What is [...]’s current gender identity? Select all that apply. -- [Member #4] Q6Da. Male
Logic	if Q4D=1, 2 or Q3a=1, ask Q6D

			Frequency	% of total	% of valid
Valid	8888	Request access	2614	100%	100%
		Total	2,614	100%	100%

Valid	Invalid	Minimum	Maximum
2614	0	8888	8888

M1HR06DB - HR06DB HH MEMBER 4-FEMALE- M1

Type	Code
Measurement Unit	numeric
M1HR06DB	Q6D. What is [...]’s current gender identity? Select all that apply. -- [Member #4] Q6Db. Female
Logic	if Q4D=1, 2 or Q3a=1, ask Q6D

			Frequency	% of total	% of valid
Valid	8888	Request access	2614	100%	100%
		Total	2,614	100%	100%

Valid	Invalid	Minimum	Maximum
2614	0	8888	8888

M1HR06DC - HR06DC HH MEMBER 4-TRANS- M1

Type	Code
Measurement Unit	numeric
M1HR06DC	Q6D. What is [...]’s current gender identity? Select all that apply. -- [Member #4] Q6Dc. Transgender
Logic	if Q4D=1, 2 or Q3a=1, ask Q6D

			Frequency	% of total	% of valid
Valid	8888	Request access	2614	100%	100%
		Total	2,614	100%	100%

Valid	Invalid	Minimum	Maximum
2614	0	8888	8888

 M1HR06DD - HR06DD HH MEMBER 4-NB/GQ- M1

Type	Code
Measurement Unit	numeric
M1HR06DD	Q6D. What is [...]’s current gender identity? Select all that apply. -- [Member #4] Q6Dd. Gender non-binary/genderqueer
Logic	if Q4D=1, 2 or Q3a=1, ask Q6D

			Frequency	% of total	% of valid
Valid	8888	Request access	2614	100%	100%
		Total	2,614	100%	100%

Valid	Invalid	Minimum	Maximum
2614	0	8888	8888

 M1HR06DE - HR06DE HH MEMBER 4-QUESTIONING- M1

Type	Code
Measurement Unit	numeric
M1HR06DE	Q6D. What is [...]’s current gender identity? Select all that apply. -- [Member #4] Q6De. They are not sure of their gender identity (they are “questioning” their gender identity)
Logic	if Q4D=1, 2 or Q3a=1, ask Q6D

			Frequency	% of total	% of valid
Valid	8888	Request access	2614	100%	100%
		Total	2,614	100%	100%

Valid	Invalid	Minimum	Maximum
2614	0	8888	8888

 M1HR06DF - HR06DF HH MEMBER 4-DONT UNDERSTAND- M1

Type	Code
Measurement Unit	numeric
M1HR06DF	Q6D. What is [...]’s current gender identity? Select all that apply. -- [Member #4] Q6Df. I do not know what this question is asking
Logic	if Q4D=1, 2 or Q3a=1, ask Q6D

			Frequency	% of total	% of valid
Valid	8888	Request access	2614	100%	100%
		Total	2,614	100%	100%

Valid	Invalid	Minimum	Maximum
2614	0	8888	8888

M1HR06DG - HR06DG HH MEMBER 4-DK- M1

Type	Code
Measurement Unit	numeric
M1HR06DG	Q6D. What is [...]’s current gender identity? Select all that apply. -- [Member #4] Q6Dg. I do not know the answer
Logic	if Q4D=1, 2 or Q3a=1, ask Q6D

			Frequency	% of total	% of valid
Valid	8888	Request access	2614	100%	100%
		Total	2,614	100%	100%

Valid	Invalid	Minimum	Maximum
2614	0	8888	8888

M1HR07D - HR07D HH MEMBER 4 SEX(SAB)- M1

Type	Code
Measurement Unit	numeric
M1HR07D	Q7D. What is [...]’s sex? By sex we mean, the sex they were assigned at birth, on their original birth certificate. -- [Member #4]
Logic	if Q4D=1, 2, 3, 4, 5, 6 or Q3a=1, ask Q7D

			Frequency	% of total	% of valid
Valid	1	Male	227	8.68%	45.67%
	2	Female	270	10.33%	54.33%
		Total	497	19.01%	100%
Missing	.	Missing	7	0.27%	
	97	Legitimate Skip	2110	80.72%	
		Total	2,117	80.99%	

Valid	Invalid	Minimum	Maximum
497	2117	1	2

 M1HR04E - HR04E HH MEMBER 5 RELATIONSHIP- M1

Type	Code
Measurement Unit	numeric
M1HR04E	Q4E. What is [...]s relationship to you? -- [Member #5]
Logic	if Q3>0, ask Q4E

			Frequency	% of total	% of valid
Valid	1	Husband/Wife/Spouse	2	0.08%	0.96%
	2	Boyfriend/Girlfriend/Partner	1	0.04%	0.48%
	3	Biological Son/Daughter/Child	144	5.51%	69.23%
	4	Stepson/Stepdaughter/Stepchild	13	0.5%	6.25%
	5	Adopted Son/Daughter/Child	8	0.31%	3.85%
	7	Brother/Sister/Sibling	4	0.15%	1.92%
	8	Father/Mother/Parent	4	0.15%	1.92%
	9	Stepfather/Stepmother/Stepparent	0	0%	0%
	10	Father-in-law/Mother-in-law	1	0.04%	0.48%
	11	Grandfather/Grandmother/Grandparent	0	0%	0%
	12	Uncle/Aunt	2	0.08%	0.96%
	13	Cousin	1	0.04%	0.48%
	14	Nephew/Niece	12	0.46%	5.77%
	15	Other relative	10	0.38%	4.81%
	16	Non-relative	3	0.11%	1.44%
			Total	208	7.96%
Missing	.	Missing	2052	78.5%	
	997	Legitimate Skip	354	13.54%	
		Total	2,406	92.04%	

Valid	Invalid	Minimum	Maximum
208	2406	1	16

 M1HR05E - HR05E HH MEMBER 5 AGE- M1

Type	Numeric (Double)	
Measurement Unit	numeric	
M1HR05E	Q5E. How old is [...] in years? Please make your best estimate. -- [Member #5]	
Logic	if Q4E=1, 2, 3, 4, 5, 6 or Q3a=1, ask Q5E	

			Frequency	% of total	% of valid
Missing	.	Missing	5	0.19%	
	9997	Legitimate Skip	2438	93.27%	

		Total	2,443	93.46%	
--	--	-------	-------	--------	--

Valid	Invalid	Minimum	Maximum	Mean	StdDev
171	2443	0	48	8.7076023...	6.6294264...

 M1HR06EA - HR06EA HH MEMBER 5-MALE- M1

Type	Code
Measurement Unit	numeric
M1HR06EA	Q6E. What is [...]’s current gender identity? Select all that apply. -- [Member #5] Q6Ea. Male
Logic	if Q4E=1, 2 or Q3a=1, ask Q6E

			Frequency	% of total	% of valid
Valid	8888	Request access	2614	100%	100%
		Total	2,614	100%	100%

Valid	Invalid	Minimum	Maximum
2614	0	8888	8888

 M1HR06EB - HR06EB HH MEMBER 5-FEMALE- M1

Type	Code
Measurement Unit	numeric
M1HR06EB	Q6E. What is [...]’s current gender identity? Select all that apply. -- [Member #5] Q6Eb. Female
Logic	if Q4E=1, 2 or Q3a=1, ask Q6E

			Frequency	% of total	% of valid
Valid	8888	Request access	2614	100%	100%
		Total	2,614	100%	100%

Valid	Invalid	Minimum	Maximum
2614	0	8888	8888

 M1HR06EC - HR06EC HH MEMBER 5-TRANS- M1

Type	Code
Measurement Unit	numeric

M1HR06EC	Q6E. What is [...]’s current gender identity? Select all that apply. -- [Member #5] Q6Ec. Transgender
Logic	if Q4E=1, 2 or Q3a=1, ask Q6E

			Frequency	% of total	% of valid
Valid	8888	Request access	2614	100%	100%
		Total	2,614	100%	100%

Valid	Invalid	Minimum	Maximum
2614	0	8888	8888

M1HR06ED - HR06ED HH MEMBER 5-NB/GQ- M1

Type	Code
Measurement Unit	numeric
M1HR06ED	Q6E. What is [...]’s current gender identity? Select all that apply. -- [Member #5] Q6Ed. Gender non-binary/genderqueer
Logic	if Q4E=1, 2 or Q3a=1, ask Q6E

			Frequency	% of total	% of valid
Valid	8888	Request access	2614	100%	100%
		Total	2,614	100%	100%

Valid	Invalid	Minimum	Maximum
2614	0	8888	8888

M1HR06EE - HR06EE HH MEMBER 5-QUESTIONING- M1

Type	Code
Measurement Unit	numeric
M1HR06EE	Q6E. What is [...]’s current gender identity? Select all that apply. -- [Member #5] Q6Ee. They are not sure of their gender identity (they are “questioning” their gender identity)
Logic	if Q4E=1, 2 or Q3a=1, ask Q6E

			Frequency	% of total	% of valid
Valid	8888	Request access	2614	100%	100%
		Total	2,614	100%	100%

Valid	Invalid	Minimum	Maximum

2614	0	8888	8888
------	---	------	------

M1HR06EF - HR06EF HH MEMBER 5-DONT UNDERSTAND- M1

Type	Code
Measurement Unit	numeric
M1HR06EF	Q6E. What is [...]’s current gender identity? Select all that apply. -- [Member #5] Q6Ef. I do not know what this question is asking
Logic	if Q4E=1, 2 or Q3a=1, ask Q6E

			Frequency	% of total	% of valid
Valid	8888	Request access	2614	100%	100%
		Total	2,614	100%	100%

Valid	Invalid	Minimum	Maximum
2614	0	8888	8888

M1HR06EG - HR06EG HH MEMBER 5-DK- M1

Type	Code
Measurement Unit	numeric
M1HR06EG	Q6E. What is [...]’s current gender identity? Select all that apply. -- [Member #5] Q6Eg. I do not know the answer
Logic	if Q4E=1, 2 or Q3a=1, ask Q6E

			Frequency	% of total	% of valid
Valid	8888	Request access	2614	100%	100%
		Total	2,614	100%	100%

Valid	Invalid	Minimum	Maximum
2614	0	8888	8888

M1HR07E - HR07E HH MEMBER 5 SEX(SAB)- M1

Type	Code
Measurement Unit	numeric
M1HR07E	Q7E. What is [...]’s sex? By sex we mean, the sex they were assigned at birth, on their original birth certificate. -- [Member #5]
Logic	if Q4E=1, 2, 3, 4, 5, 6 or Q3a=1, ask Q7E

			Frequency	% of total	% of valid
--	--	--	-----------	------------	------------

Valid	1	Male	87	3.33%	50.88%
	2	Female	84	3.21%	49.12%
		Total	171	6.54%	100%
Missing	.	Missing	5	0.19%	
	97	Legitimate Skip	2438	93.27%	
		Total	2,443	93.46%	

Valid	Invalid	Minimum	Maximum
171	2443	1	2

 M1HR04F - HR04F HH MEMBER 6 RELATIONSHIP- M1

Type	Code
Measurement Unit	numeric
M1HR04F	Q4F. What is [...]s relationship to you? -- [Member #6]
Logic	if Q3>0, ask Q4F

			Frequency	% of total	% of valid
Valid	1	Husband/Wife/Spouse	0	0%	0%
	2	Boyfriend/Girlfriend/Partner	0	0%	0%
	3	Biological Son/Daughter/Child	50	1.91%	67.57%
	4	Stepson/Stepdaughter/Stepchild	4	0.15%	5.41%
	5	Adopted Son/Daughter/Child	4	0.15%	5.41%
	7	Brother/Sister/Sibling	2	0.08%	2.7%
	8	Father/Mother/Parent	1	0.04%	1.35%
	9	Stepfather/Stepmother/Stepparent	0	0%	0%
	10	Father-in-law/Mother-in-law	0	0%	0%
	11	Grandfather/Grandmother/Grandparent	0	0%	0%
	12	Uncle/Aunt	0	0%	0%
	13	Cousin	1	0.04%	1.35%
	14	Nephew/Niece	5	0.19%	6.76%
	15	Other relative	5	0.19%	6.76%
	16	Non-relative	2	0.08%	2.7%
			Total	74	2.83%
Missing	.	Missing	2186	83.63%	
	997	Legitimate Skip	354	13.54%	
		Total	2,540	97.17%	

Valid	Invalid	Minimum	Maximum
74	2540	3	16

 M1HR05F - HR05F HH MEMBER 6 AGE- M1

Type	Numeric (Double)
Measurement Unit	numeric
M1HR05F	Q5F. How old is [...] in years? Please make your best estimate. -- [Member #6]
Logic	if Q4F=1, 2, 3, 4, 5, 6 or Q3a=1, ask Q5F

			Frequency	% of total	% of valid
Missing	.	Missing	5	0.19%	
	9997	Legitimate Skip	2551	97.59%	
Total			2,556	97.78%	

Valid	Invalid	Minimum	Maximum	Mean	StdDev
58	2556	0	22	7.7758620...	5.8280721...

 M1HR06FA - HR06FA HH MEMBER 6-MALE- M1

Type	Code
Measurement Unit	numeric
M1HR06FA	Q6F. What is [...]’s current gender identity? Select all that apply. -- [Member #6] Q6Fa. Male
Logic	if Q4F=1, 2 or Q3a=1, ask Q6F

			Frequency	% of total	% of valid
Valid	8888	Request access	2614	100%	100%
Total			2,614	100%	100%

Valid	Invalid	Minimum	Maximum
2614	0	8888	8888

 M1HR06FB - HR06FB HH MEMBER 6-FEMALE- M1

Type	Code
Measurement Unit	numeric
M1HR06FB	Q6F. What is [...]’s current gender identity? Select all that apply. -- [Member #6] Q6Fb. Female
Logic	if Q4F=1, 2 or Q3a=1, ask Q6F

			Frequency	% of total	% of valid
Valid	8888	Request access	2614	100%	100%

		Total	2,614	100%	100%
--	--	-------	-------	------	------

Valid	Invalid	Minimum	Maximum
2614	0	8888	8888

M1HR06FC - HR06FC HH MEMBER 6-TRANS- M1

Type	Code
Measurement Unit	numeric
M1HR06FC	Q6F. What is [...]’s current gender identity? Select all that apply. -- [Member #6] Q6Fc. Transgender
Logic	if Q4F=1, 2 or Q3a=1, ask Q6F

			Frequency	% of total	% of valid
Valid	8888	Request access	2614	100%	100%
		Total	2,614	100%	100%

Valid	Invalid	Minimum	Maximum
2614	0	8888	8888

M1HR06FD - HR06FD HH MEMBER 6-NB/GQ- M1

Type	Code
Measurement Unit	numeric
M1HR06FD	Q6F. What is [...]’s current gender identity? Select all that apply. -- [Member #6] Q6Fd. Gender non-binary/genderqueer
Logic	if Q4F=1, 2 or Q3a=1, ask Q6F

			Frequency	% of total	% of valid
Valid	8888	Request access	2614	100%	100%
		Total	2,614	100%	100%

Valid	Invalid	Minimum	Maximum
2614	0	8888	8888

M1HR06FE - HR06FE HH MEMBER 6-QUESTIONING- M1

Type	Code
Measurement Unit	numeric

M1HR06FE	Q6F. What is [...]’s current gender identity? Select all that apply. -- [Member #6] Q6Fe. They are not sure of their gender identity (they are “questioning” their gender identity)
Logic	if Q4F=1, 2 or Q3a=1, ask Q6F

			Frequency	% of total	% of valid
Valid	8888	Request access	2614	100%	100%
		Total	2,614	100%	100%

Valid	Invalid	Minimum	Maximum
2614	0	8888	8888

M1HR06FF - HR06FF HH MEMBER 6-DONT UNDERSTAND- M1

Type	Code
Measurement Unit	numeric
M1HR06FF	Q6F. What is [...]’s current gender identity? Select all that apply. -- [Member #6] Q6Ff. I do not know what this question is asking
Logic	if Q4F=1, 2 or Q3a=1, ask Q6F

			Frequency	% of total	% of valid
Valid	8888	Request access	2614	100%	100%
		Total	2,614	100%	100%

Valid	Invalid	Minimum	Maximum
2614	0	8888	8888

M1HR06FG - HR06FG HH MEMBER 6-DK- M1

Type	Code
Measurement Unit	numeric
M1HR06FG	Q6F. What is [...]’s current gender identity? Select all that apply. -- [Member #6] Q6Fg. I do not know the answer
Logic	if Q4F=1, 2 or Q3a=1, ask Q6F

			Frequency	% of total	% of valid
Valid	8888	Request access	2614	100%	100%
		Total	2,614	100%	100%

Valid	Invalid	Minimum	Maximum

2614	0	8888	8888
------	---	------	------

 M1HR07F - HR07F HH MEMBER 6 SEX(SAB)- M1

Type	Code
Measurement Unit	numeric
M1HR07F	Q7F. What is [...]’s sex? By sex we mean, the sex they were assigned at birth, on their original birth certificate. -- [Member #6]
Logic	if Q4F=1, 2, 3, 4, 5, 6 or Q3a=1, ask Q7F

			Frequency	% of total	% of valid
Valid	1	Male	32	1.22%	55.17%
	2	Female	26	0.99%	44.83%
		Total	58	2.22%	100%
Missing	.	Missing	5	0.19%	
	97	Legitimate Skip	2551	97.59%	
		Total	2,556	97.78%	

Valid	Invalid	Minimum	Maximum
58	2556	1	2

 M1HR04G - HR04G HH MEMBER 7 RELATIONSHIP- M1

Type	Code
Measurement Unit	numeric
M1HR04G	Q4G. What is [...]’s relationship to you? -- [Member #7]
Logic	if Q3>0, ask Q4G

			Frequency	% of total	% of valid
--	--	--	-----------	------------	------------

Valid	1	Husband/Wife/Spouse	0	0%	0%
	2	Boyfriend/Girlfriend/Partner	0	0%	0%
	3	Biological Son/Daughter/Child	15	0.57%	57.69%
	4	Stepson/Stepdaughter/Stepchild	3	0.11%	11.54%
	5	Adopted Son/Daughter/Child	0	0%	0%
	7	Brother/Sister/Sibling	1	0.04%	3.85%
	8	Father/Mother/Parent	0	0%	0%
	9	Stepfather/Stepmother/Stepparent	0	0%	0%
	10	Father-in-law/Mother-in-law	0	0%	0%
	11	Grandfather/Grandmother/Grandparent	0	0%	0%
	12	Uncle/Aunt	0	0%	0%
	13	Cousin	0	0%	0%
	14	Nephew/Niece	3	0.11%	11.54%
	15	Other relative	2	0.08%	7.69%
	16	Non-relative	2	0.08%	7.69%
			Total	26	0.99%
Missing	.	Missing	2234	85.46%	
	997	Legitimate Skip	354	13.54%	
		Total	2,588	99.01%	


Valid	Invalid	Minimum	Maximum
26	2588	3	16

 M1HR05G - HR05G HH MEMBER 7 AGE- M1

Type	Numeric (Double)
Measurement Unit	numeric
M1HR05G	Q5G. How old is [...] in years? Please make your best estimate. -- [Member #7]
Logic	if Q4G=1, 2, 3, 4, 5, 6 or Q3a=1, ask Q5G

			Frequency	% of total	% of valid
Missing	.	Missing	5	0.19%	
	9997	Legitimate Skip	2591	99.12%	
		Total	2,596	99.31%	

Valid	Invalid	Minimum	Maximum	Mean	StdDev
18	2596	0	20	6.1666666...	5.3933510...

 M1HR06GA - HR06GA HH MEMBER 7-MALE- M1

Type	Code
Measurement Unit	numeric

M1HR06GA	Q6G. What is [...]’s current gender identity? Select all that apply. -- [Member #7] Q6Ga. Male
Logic	if Q4G=1, 2 or Q3a=1, ask Q6G

			Frequency	% of total	% of valid
Valid	8888	Request access	2614	100%	100%
		Total	2,614	100%	100%

Valid	Invalid	Minimum	Maximum
2614	0	8888	8888

M1HR06GB - HR06GB HH MEMBER 7-FEMALE- M1

Type	Code
Measurement Unit	numeric
M1HR06GB	Q6G. What is [...]’s current gender identity? Select all that apply. -- [Member #7] Q6Gb. Female
Logic	if Q4G=1, 2 or Q3a=1, ask Q6G

			Frequency	% of total	% of valid
Valid	8888	Request access	2614	100%	100%
		Total	2,614	100%	100%

Valid	Invalid	Minimum	Maximum
2614	0	8888	8888

M1HR06GC - HR06GC HH MEMBER 7-TRANS- M1

Type	Code
Measurement Unit	numeric
M1HR06GC	Q6G. What is [...]’s current gender identity? Select all that apply. -- [Member #7] Q6Gc. Transgender
Logic	if Q4G=1, 2 or Q3a=1, ask Q6G

			Frequency	% of total	% of valid
Valid	8888	Request access	2614	100%	100%
		Total	2,614	100%	100%

Valid	Invalid	Minimum	Maximum
2614	0	8888	8888

 M1HR06GD - HR06GD HH MEMBER 7-NB/GQ- M1

Type	Code
Measurement Unit	numeric
M1HR06GD	Q6G. What is [...]’s current gender identity? Select all that apply. -- [Member #7] Q6Gd. Gender non-binary/genderqueer
Logic	if Q4G=1, 2 or Q3a=1, ask Q6G

			Frequency	% of total	% of valid
Valid	8888	Request access	2614	100%	100%
		Total	2,614	100%	100%

Valid	Invalid	Minimum	Maximum
2614	0	8888	8888

 M1HR06GE - HR06GE HH MEMBER 7-QUESTIONING- M1

Type	Code
Measurement Unit	numeric
M1HR06GE	Q6G. What is [...]’s current gender identity? Select all that apply. -- [Member #7] Q6Ge. They are not sure of their gender identity (they are “questioning” their gender identity)
Logic	if Q4G=1, 2 or Q3a=1, ask Q6G

			Frequency	% of total	% of valid
Valid	8888	Request access	2614	100%	100%
		Total	2,614	100%	100%


Valid	Invalid	Minimum	Maximum
2614	0	8888	8888

 M1HR06GF - HR06GF HH MEMBER 7-DONT UNDERSTAND- M1

Type	Code
Measurement Unit	numeric
M1HR06GF	Q6G. What is [...]’s current gender identity? Select all that apply. -- [Member #7] Q6Gf. I do not know what this question is asking
Logic	if Q4G=1, 2 or Q3a=1, ask Q6G

			Frequency	% of total	% of valid
Valid	8888	Request access	2614	100%	100%
		Total	2,614	100%	100%

Valid	Invalid	Minimum	Maximum
2614	0	8888	8888

 M1HR06GG - HR06GG HH MEMBER 7-DK- M1

Type	Code
Measurement Unit	numeric
M1HR06GG	Q6G. What is [...]’s current gender identity? Select all that apply. -- [Member #7] Q6Gg. I do not know the answer
Logic	if Q4G=1, 2 or Q3a=1, ask Q6G

			Frequency	% of total	% of valid
Valid	8888	Request access	2614	100%	100%
		Total	2,614	100%	100%

Valid	Invalid	Minimum	Maximum
2614	0	8888	8888

 M1HR07G - HR07G HH MEMBER 7 SEX(SAB)- M1

Type	Code
Measurement Unit	numeric
M1HR07G	Q7G. What is [...]’s sex? By sex we mean, the sex they were assigned at birth, on their original birth certificate. -- [Member #7]
Logic	if Q4G=1, 2, 3, 4, 5, 6 or Q3a=1, ask Q7G

			Frequency	% of total	% of valid
Valid	1	Male	10	0.38%	55.56%
	2	Female	8	0.31%	44.44%
		Total	18	0.69%	100%
Missing	.	Missing	5	0.19%	
	97	Legitimate Skip	2591	99.12%	
		Total	2,596	99.31%	

Valid	Invalid	Minimum	Maximum
18	2596	1	2

 M1HR04H - HR04H HH MEMBER 8 RELATIONSHIP- M1

Type	Code
Measurement Unit	numeric
M1HR04H	Q4H. What is [...]s relationship to you? -- [Member #8]
Logic	if Q3>0, ask Q4H

			Frequency	% of total	% of valid
Valid	1	Husband/Wife/Spouse	0	0%	0%
	2	Boyfriend/Girlfriend/Partner	0	0%	0%
	3	Biological Son/Daughter/Child	4	0.15%	33.33%
	4	Stepson/Stepdaughter/Stepchild	1	0.04%	8.33%
	5	Adopted Son/Daughter/Child	0	0%	0%
	7	Brother/Sister/Sibling	0	0%	0%
	8	Father/Mother/Parent	0	0%	0%
	9	Stepfather/Stepmother/Stepparent	0	0%	0%
	10	Father-in-law/Mother-in-law	0	0%	0%
	11	Grandfather/Grandmother/Grandparent	0	0%	0%
	12	Uncle/Aunt	0	0%	0%
	13	Cousin	0	0%	0%
	14	Nephew/Niece	5	0.19%	41.67%
	15	Other relative	1	0.04%	8.33%
	16	Non-relative	1	0.04%	8.33%
			Total	12	0.46%
Missing	.	Missing	2248	86%	
	997	Legitimate Skip	354	13.54%	
		Total	2,602	99.54%	

Valid	Invalid	Minimum	Maximum
12	2602	3	16

 M1HR05H - HR05H HH MEMBER 8 AGE- M1

Type	Numeric (Double)
Measurement Unit	numeric
M1HR05H	Q5H. How old is [...] in years? Please make your best estimate. -- [Member #8]
Logic	if Q4H=1, 2, 3, 4, 5, 6 or Q3a=1, ask Q5H

			Frequency	% of total	% of valid
Missing	.	Missing	5	0.19%	
	9997	Legitimate Skip	2604	99.62%	

		Total	2,609	99.81%	
--	--	-------	-------	--------	--

Valid	Invalid	Minimum	Maximum	Mean	StdDev
5	2609	0	16	7.4	6.5421708...

 M1HR06HA - HR06HA HH MEMBER 8-MALE- M1

Type	Code
Measurement Unit	numeric
M1HR06HA	Q6H. What is [...]’s current gender identity? Select all that apply. -- [Member #8] Q6Ha. Male
Logic	if Q4H=1, 2 or Q3a=1, ask Q6H

			Frequency	% of total	% of valid
Valid	8888	Request access	2614	100%	100%
		Total	2,614	100%	100%

Valid	Invalid	Minimum	Maximum
2614	0	8888	8888

 M1HR06HB - HR06HB HH MEMBER 8-FEMALE- M1

Type	Code
Measurement Unit	numeric
M1HR06HB	Q6H. What is [...]’s current gender identity? Select all that apply. -- [Member #8] Q6Hb. Female
Logic	if Q4H=1, 2 or Q3a=1, ask Q6H

			Frequency	% of total	% of valid
Valid	8888	Request access	2614	100%	100%
		Total	2,614	100%	100%

Valid	Invalid	Minimum	Maximum
2614	0	8888	8888

 M1HR06HC - HR06HC HH MEMBER 8-TRANS- M1

Type	Code
Measurement Unit	numeric

M1HR06HC	Q6H. What is [...]’s current gender identity? Select all that apply. -- [Member #8] Q6Hc. Transgender
Logic	if Q4H=1, 2 or Q3a=1, ask Q6H

			Frequency	% of total	% of valid
Valid	8888	Request access	2614	100%	100%
		Total	2,614	100%	100%

Valid	Invalid	Minimum	Maximum
2614	0	8888	8888

M1HR06HD - HR06HD HH MEMBER 8-NB/GQ- M1

Type	Code
Measurement Unit	numeric
M1HR06HD	Q6H. What is [...]’s current gender identity? Select all that apply. -- [Member #8] Q6Hd. Gender non-binary/genderqueer
Logic	if Q4H=1, 2 or Q3a=1, ask Q6H

			Frequency	% of total	% of valid
Valid	8888	Request access	2614	100%	100%
		Total	2,614	100%	100%

Valid	Invalid	Minimum	Maximum
2614	0	8888	8888

M1HR06HE - HR06HE HH MEMBER 8-QUESTIONING- M1

Type	Code
Measurement Unit	numeric
M1HR06HE	Q6H. What is [...]’s current gender identity? Select all that apply. -- [Member #8] Q6He. They are not sure of their gender identity (they are “questioning” their gender identity)
Logic	if Q4H=1, 2 or Q3a=1, ask Q6H

			Frequency	% of total	% of valid
Valid	8888	Request access	2614	100%	100%
		Total	2,614	100%	100%

Valid	Invalid	Minimum	Maximum

2614	0	8888	8888
------	---	------	------

M1HR06HF - HR06HF HH MEMBER 8-DONT UNDERSTAND- M1

Type	Code
Measurement Unit	numeric
M1HR06HF	Q6H. What is [...]’s current gender identity? Select all that apply. -- [Member #8] Q6Hf. I do not know what this question is asking
Logic	if Q4H=1, 2 or Q3a=1, ask Q6H

			Frequency	% of total	% of valid
Valid	8888	Request access	2614	100%	100%
		Total	2,614	100%	100%

Valid	Invalid	Minimum	Maximum
2614	0	8888	8888

M1HR06HG - HR06HG HH MEMBER 8-DK- M1

Type	Code
Measurement Unit	numeric
M1HR06HG	Q6H. What is [...]’s current gender identity? Select all that apply. -- [Member #8] Q6Hg. I do not know the answer
Logic	if Q4H=1, 2 or Q3a=1, ask Q6H

			Frequency	% of total	% of valid
Valid	8888	Request access	2614	100%	100%
		Total	2,614	100%	100%

Valid	Invalid	Minimum	Maximum
2614	0	8888	8888

M1HR07H - HR07H HH MEMBER 8 SEX(SAB)- M1

Type	Code
Measurement Unit	numeric
M1HR07H	Q7H. What is [...]’s sex? By sex we mean, the sex they were assigned at birth, on their original birth certificate. -- [Member #8]
Logic	if Q4H=1, 2, 3, 4, 5, 6 or Q3a=1, ask Q7H

			Frequency	% of total	% of valid
--	--	--	-----------	------------	------------

Valid	1	Male	2	0.08%	40%
	2	Female	3	0.11%	60%
		Total	5	0.19%	100%
Missing	.	Missing	5	0.19%	
	97	Legitimate Skip	2604	99.62%	
		Total	2,609	99.81%	

Valid	Invalid	Minimum	Maximum
5	2609	1	2

 M1HR04I - HR04I HH MEMBER 9 RELATIONSHIP- M1

Type	Code
Measurement Unit	numeric
M1HR04I	Q4I. What is [...]’s relationship to you? -- [Member #9]
Logic	if Q3>0, ask Q4I

			Frequency	% of total	% of valid
Valid	1	Husband/Wife/Spouse	0	0%	0%
	2	Boyfriend/Girlfriend/Partner	0	0%	0%
	3	Biological Son/Daughter/Child	0	0%	0%
	4	Stepson/Stepdaughter/Stepchild	1	0.04%	20%
	5	Adopted Son/Daughter/Child	0	0%	0%
	7	Brother/Sister/Sibling	0	0%	0%
	8	Father/Mother/Parent	0	0%	0%
	9	Stepfather/Stepmother/Stepparent	0	0%	0%
	10	Father-in-law/Mother-in-law	0	0%	0%
	11	Grandfather/Grandmother/Grandparent	0	0%	0%
	12	Uncle/Aunt	0	0%	0%
	13	Cousin	0	0%	0%
	14	Nephew/Niece	3	0.11%	60%
	15	Other relative	0	0%	0%
	16	Non-relative	1	0.04%	20%
			Total	5	0.19%
Missing	.	Missing	2255	86.27%	
	997	Legitimate Skip	354	13.54%	
		Total	2,609	99.81%	

Valid	Invalid	Minimum	Maximum
5	2609	4	16

 M1HR05I - HR05I HH MEMBER 9 AGE- M1

Type	Numeric (Double)
Measurement Unit	numeric
M1HR05I	Q5I. How old is [...] in years? Please make your best estimate. -- [Member #9]
Logic	if Q4I=1, 2, 3, 4, 5, 6 or Q3a=1, ask Q5I

			Frequency	% of total	% of valid
Missing	.	Missing	5	0.19%	
	9997	Legitimate Skip	2608	99.77%	
Total			2,613	99.96%	

Valid	Invalid	Minimum	Maximum	Mean	StdDev
1	2613	11	11	11	NaN

 M1HR06IA - HR06IA HH MEMBER 9-MALE- M1

Type	Code
Measurement Unit	numeric
M1HR06IA	Q6I. What is [...]’s current gender identity? Select all that apply. -- [Member #9] Q6Ia. Male
Logic	if Q4I=1, 2 or Q3a=1, ask Q6I

			Frequency	% of total	% of valid
Valid	8888	Request access	2614	100%	100%
Total			2,614	100%	100%

Valid	Invalid	Minimum	Maximum
2614	0	8888	8888

 M1HR06IB - HR06IB HH MEMBER 9-FEMALE- M1

Type	Code
Measurement Unit	numeric
M1HR06IB	Q6I. What is [...]’s current gender identity? Select all that apply. -- [Member #9] Q6Ib. Female
Logic	if Q4I=1, 2 or Q3a=1, ask Q6I

			Frequency	% of total	% of valid
Valid	8888	Request access	2614	100%	100%

		Total	2,614	100%	100%
--	--	-------	-------	------	------

Valid	Invalid	Minimum	Maximum
2614	0	8888	8888

M1HR06IC - HR06IC HH MEMBER 9-TRANS- M1

Type	Code
Measurement Unit	numeric
M1HR06IC	Q6I. What is [...]’s current gender identity? Select all that apply. -- [Member #9] Q6Ic. Transgender
Logic	if Q4I=1, 2 or Q3a=1, ask Q6I

			Frequency	% of total	% of valid
Valid	8888	Request access	2614	100%	100%
		Total	2,614	100%	100%

Valid	Invalid	Minimum	Maximum
2614	0	8888	8888

M1HR06ID - HR06ID HH MEMBER 9-NB/GQ- M1

Type	Code
Measurement Unit	numeric
M1HR06ID	Q6I. What is [...]’s current gender identity? Select all that apply. -- [Member #9] Q6Id. Gender non-binary/genderqueer
Logic	if Q4I=1, 2 or Q3a=1, ask Q6I

			Frequency	% of total	% of valid
Valid	8888	Request access	2614	100%	100%
		Total	2,614	100%	100%

Valid	Invalid	Minimum	Maximum
2614	0	8888	8888


M1HR06IE - HR06IE HH MEMBER 9-QUESTIONING- M1

Type	Code
Measurement Unit	numeric

M1HR06IE	Q6I. What is [...]’s current gender identity? Select all that apply. -- [Member #9] Q6Ie. They are not sure of their gender identity (they are “questioning” their gender identity)
Logic	if Q4I=1, 2 or Q3a=1, ask Q6I

			Frequency	% of total	% of valid
Valid	8888	Request access	2614	100%	100%
		Total	2,614	100%	100%

Valid	Invalid	Minimum	Maximum
2614	0	8888	8888

 M1HR06IF - HR06IF HH MEMBER 9-DONT UNDERSTAND- M1

Type	Code
Measurement Unit	numeric
M1HR06IF	Q6I. What is [...]’s current gender identity? Select all that apply. -- [Member #9] Q6If. I do not know what this question is asking
Logic	if Q4I=1, 2 or Q3a=1, ask Q6I

			Frequency	% of total	% of valid
Valid	8888	Request access	2614	100%	100%
		Total	2,614	100%	100%

Valid	Invalid	Minimum	Maximum
2614	0	8888	8888

 M1HR06IG - HR06IG HH MEMBER 9-DK- M1

Type	Code
Measurement Unit	numeric
M1HR06IG	Q6I. What is [...]’s current gender identity? Select all that apply. -- [Member #9] Q6Ig. I do not know the answer
Logic	if Q4I=1, 2 or Q3a=1, ask Q6I

			Frequency	% of total	% of valid
Valid	8888	Request access	2614	100%	100%
		Total	2,614	100%	100%

Valid	Invalid	Minimum	Maximum

2614	0	8888	8888
------	---	------	------

 M1HR07I - HR07I HH MEMBER 9 SEX(SAB)- M1

Type	Code
Measurement Unit	numeric
M1HR07I	Q7I. What is [...]’s sex? By sex we mean, the sex they were assigned at birth, on their original birth certificate. -- [Member #9]
Logic	if Q4I=1, 2, 3, 4, 5, 6 or Q3a=1, ask Q7I

			Frequency	% of total	% of valid
Valid	1	Male	0	0%	0%
	2	Female	1	0.04%	100%
		Total	1	0.04%	100%
Missing	.	Missing	5	0.19%	
	97	Legitimate Skip	2608	99.77%	
		Total	2,613	99.96%	

Valid	Invalid	Minimum	Maximum
1	2613	2	2

 M1HR04J - HR04J HH MEMBER 10 RELATIONSHIP- M1

Type	Code
Measurement Unit	numeric
M1HR04J	Q4J. What is [...]’s relationship to you? -- [Member #10]
Logic	if Q3>0, ask Q4J

			Frequency	% of total	% of valid
--	--	--	-----------	------------	------------

Valid	1	Husband/Wife/Spouse	0	0%	0%
	2	Boyfriend/Girlfriend/Partner	0	0%	0%
	3	Biological Son/Daughter/Child	1	0.04%	33.33%
	4	Stepson/Stepdaughter/Stepchild	0	0%	0%
	5	Adopted Son/Daughter/Child	0	0%	0%
	7	Brother/Sister/Sibling	0	0%	0%
	8	Father/Mother/Parent	0	0%	0%
	9	Stepfather/Stepmother/Stepparent	0	0%	0%
	10	Father-in-law/Mother-in-law	0	0%	0%
	11	Grandfather/Grandmother/Grandparent	0	0%	0%
	12	Uncle/Aunt	0	0%	0%
	13	Cousin	0	0%	0%
	14	Nephew/Niece	1	0.04%	33.33%
	15	Other relative	0	0%	0%
	16	Non-relative	1	0.04%	33.33%
			Total	3	0.11%
Missing	.	Missing	2257	86.34%	
	997	Legitimate Skip	354	13.54%	
		Total	2,611	99.89%	

Valid	Invalid	Minimum	Maximum
3	2611	3	16

 M1HR05J - HR05J HH MEMBER 10 AGE- M1

Type	Numeric (Double)
Measurement Unit	numeric
M1HR05J	Q5J. How old is [...] in years? Please make your best estimate. -- [Member #10]
Logic	if Q4J=1, 2, 3, 4, 5, 6 or Q3a=1, ask Q5J

			Frequency	% of total	% of valid
Missing	.	Missing	5	0.19%	
	9997	Legitimate Skip	2608	99.77%	
		Total	2,613	99.96%	

Valid	Invalid	Minimum	Maximum	Mean	StdDev
1	2613	5	5	5	NaN

 M1HR06JA - HR06JA HH MEMBER 10-MALE- M1

Type	Code
Measurement Unit	numeric

M1HR06JA	Q6J. What is [...]’s current gender identity? Select all that apply. -- [Member #10] Q6Ja. Male
Logic	if Q4J=1, 2 or Q3a=1, ask Q6J

			Frequency	% of total	% of valid
Valid	8888	Request access	2614	100%	100%
		Total	2,614	100%	100%

Valid	Invalid	Minimum	Maximum
2614	0	8888	8888

M1HR06JB - HR06JB HH MEMBER 10-FEMALE- M1

Type	Code
Measurement Unit	numeric
M1HR06JB	Q6J. What is [...]’s current gender identity? Select all that apply. -- [Member #10] Q6Jb. Female
Logic	if Q4J=1, 2 or Q3a=1, ask Q6J

			Frequency	% of total	% of valid
Valid	8888	Request access	2614	100%	100%
		Total	2,614	100%	100%

Valid	Invalid	Minimum	Maximum
2614	0	8888	8888

M1HR06JC - HR06JC HH MEMBER 10-TRANS- M1

Type	Code
Measurement Unit	numeric
M1HR06JC	Q6J. What is [...]’s current gender identity? Select all that apply. -- [Member #10] Q6Jc. Transgender
Logic	if Q4J=1, 2 or Q3a=1, ask Q6J

			Frequency	% of total	% of valid
Valid	8888	Request access	2614	100%	100%
		Total	2,614	100%	100%

Valid	Invalid	Minimum	Maximum
2614	0	8888	8888

 M1HR06JD - HR06JD HH MEMBER 10-NB/GQ- M1

Type	Code
Measurement Unit	numeric
M1HR06JD	Q6J. What is [...]’s current gender identity? Select all that apply. -- [Member #10] Q6Jd. Gender non-binary/genderqueer
Logic	if Q4J=1, 2 or Q3a=1, ask Q6J

			Frequency	% of total	% of valid
Valid	8888	Request access	2614	100%	100%
		Total	2,614	100%	100%

Valid	Invalid	Minimum	Maximum
2614	0	8888	8888

 M1HR06JE - HR06JE HH MEMBER 10-QUESTIONING- M1

Type	Code
Measurement Unit	numeric
M1HR06JE	Q6J. What is [...]’s current gender identity? Select all that apply. -- [Member #10] Q6Je. They are not sure of their gender identity (they are “questioning” their gender identity)
Logic	if Q4J=1, 2 or Q3a=1, ask Q6J

			Frequency	% of total	% of valid
Valid	8888	Request access	2614	100%	100%
		Total	2,614	100%	100%

Valid	Invalid	Minimum	Maximum
2614	0	8888	8888

 M1HR06JF - HR06JF HH MEMBER 10-DONT UNDERSTAND- M1

Type	Code
Measurement Unit	numeric
M1HR06JF	Q6J. What is [...]’s current gender identity? Select all that apply. -- [Member #10] Q6Jf. I do not know what this question is asking
Logic	if Q4J=1, 2 or Q3a=1, ask Q6J

			Frequency	% of total	% of valid
Valid	8888	Request access	2614	100%	100%
		Total	2,614	100%	100%

Valid	Invalid	Minimum	Maximum
2614	0	8888	8888

M1HR06JG - HR06JG HH MEMBER 10-DK- M1

Type	Code
Measurement Unit	numeric
M1HR06JG	Q6J. What is [...]’s current gender identity? Select all that apply. -- [Member #10] Q6Jg. I do not know the answer
Logic	if Q4J=1, 2 or Q3a=1, ask Q6J

			Frequency	% of total	% of valid
Valid	8888	Request access	2614	100%	100%
		Total	2,614	100%	100%

Valid	Invalid	Minimum	Maximum
2614	0	8888	8888

M1HR07J - HR07J HH MEMBER 10 SEX(SAB)- M1

Type	Code
Measurement Unit	numeric
M1HR07J	Q7J. What is [...]’s sex? By sex we mean, the sex they were assigned at birth, on their original birth certificate. -- [Member #10]
Logic	if Q4J=1, 2 or Q3a=1, ask Q6J

			Frequency	% of total	% of valid
Valid	1	Male	1	0.04%	100%
	2	Female	0	0%	0%
		Total	1	0.04%	100%
Missing	.	Missing	5	0.19%	
	97	Legitimate Skip	2608	99.77%	
		Total	2,613	99.96%	

Valid	Invalid	Minimum	Maximum
1	2613	1	1

 M1HR04K - HR04K HH MEMBER 11 RELATIONSHIP- M1

Type	Code
Measurement Unit	numeric
M1HR04K	Q4K. What is [...]s relationship to you? -- [Member #11]
Logic	if Q3>0, ask Q4K

			Frequency	% of total	% of valid
Valid	1	Husband/Wife/Spouse	0	0%	0%
	2	Boyfriend/Girlfriend/Partner	0	0%	0%
	3	Biological Son/Daughter/Child	0	0%	0%
	4	Stepson/Stepdaughter/Stepchild	0	0%	0%
	5	Adopted Son/Daughter/Child	0	0%	0%
	7	Brother/Sister/Sibling	0	0%	0%
	8	Father/Mother/Parent	0	0%	0%
	9	Stepfather/Stepmother/Stepparent	0	0%	0%
	10	Father-in-law/Mother-in-law	0	0%	0%
	11	Grandfather/Grandmother/Grandparent	0	0%	0%
	12	Uncle/Aunt	0	0%	0%
	13	Cousin	0	0%	0%
	14	Nephew/Niece	1	0.04%	100%
	15	Other relative	0	0%	0%
	16	Non-relative	0	0%	0%
			Total	1	0.04%
Missing	.	Missing	2259	86.42%	
	997	Legitimate Skip	354	13.54%	
		Total	2,613	99.96%	

Valid	Invalid	Minimum	Maximum
1	2613	14	14

 M1HR05K - HR05K HH MEMBER 11 AGE- M1

Type	Numeric (Double)
Measurement Unit	numeric
M1HR05K	Q5K. How old is [...] in years? Please make your best estimate. -- [Member #11]
Logic	if Q4K=1, 2, 3, 4, 5, 6 or Q3a=1, ask Q5K

			Frequency
Missing	.	Missing	5
	9997	Legitimate Skip	2609

Valid	Invalid
0	2614

M1HR06KA - HR06KA HH MEMBER 11-MALE- M1

Type	Code
Measurement Unit	numeric
M1HR06KA	Q6K. What is [...]’s current gender identity? Select all that apply. -- [Member #11] Q6Ka. Male
Logic	if Q4K=1, 2 or Q3a=1, ask Q6K

			Frequency	% of total	% of valid
Valid	8888	Request access	2614	100%	100%
		Total	2,614	100%	100%

Valid	Invalid	Minimum	Maximum
2614	0	8888	8888

M1HR06KB - HR06KB HH MEMBER 11-FEMALE- M1

Type	Code
Measurement Unit	numeric
M1HR06KB	Q6K. What is [...]’s current gender identity? Select all that apply. -- [Member #11] Q6Kb. Female
Logic	if Q4K=1, 2 or Q3a=1, ask Q6K

			Frequency	% of total	% of valid
Valid	8888	Request access	2614	100%	100%
		Total	2,614	100%	100%

Valid	Invalid	Minimum	Maximum
2614	0	8888	8888

M1HR06KC - HR06KC HH MEMBER 11-TRANS- M1

Type	Code
Measurement Unit	numeric
M1HR06KC	Q6K. What is [...]’s current gender identity? Select all that apply. -- [Member #11] Q6Kc. Transgender
Logic	if Q4K=1, 2 or Q3a=1, ask Q6K

			Frequency	% of total	% of valid
Valid	8888	Request access	2614	100%	100%
		Total	2,614	100%	100%

Valid	Invalid	Minimum	Maximum
2614	0	8888	8888

M1HR06KD - HR06KD HH MEMBER 11-NB/GQ- M1

Type	Code
Measurement Unit	numeric
M1HR06KD	Q6K. What is [...]’s current gender identity? Select all that apply. -- [Member #11] Q6Kd. Gender non-binary/genderqueer
Logic	if Q4K=1, 2 or Q3a=1, ask Q6K

			Frequency	% of total	% of valid
Valid	8888	Request access	2614	100%	100%
		Total	2,614	100%	100%

Valid	Invalid	Minimum	Maximum
2614	0	8888	8888

M1HR06KE - HR06KE HH MEMBER 11-QUESTIONING- M1

Type	Code
Measurement Unit	numeric
M1HR06KE	Q6K. What is [...]’s current gender identity? Select all that apply. -- [Member #11] Q6Ke. They are not sure of their gender identity (they are “questioning” their gender identity)
Logic	if Q4K=1, 2 or Q3a=1, ask Q6K

			Frequency	% of total	% of valid
Valid	8888	Request access	2614	100%	100%
		Total	2,614	100%	100%

Valid	Invalid	Minimum	Maximum
2614	0	8888	8888

M1HR06KF - HR06KF HH MEMBER 11-DONT UNDERSTAND- M1

Type	Code
------	------

Measurement Unit	numeric
M1HR06KF	Q6K. What is [...]’s current gender identity? Select all that apply. -- [Member #11] Q6Kf. I do not know what this question is asking
Logic	if Q4K=1, 2 or Q3a=1, ask Q6K

			Frequency	% of total	% of valid
Valid	8888	Request access	2614	100%	100%
		Total	2,614	100%	100%

Valid	Invalid	Minimum	Maximum
2614	0	8888	8888

M1HR06KG - HR06KG HH MEMBER 11-DK- M1

Type	Code
Measurement Unit	numeric
M1HR06KG	Q6K. What is [...]’s current gender identity? Select all that apply. -- [Member #11] Q6Kg. I do not know the answer
Logic	if Q4K=1, 2 or Q3a=1, ask Q6K

			Frequency	% of total	% of valid
Valid	8888	Request access	2614	100%	100%
		Total	2,614	100%	100%

Valid	Invalid	Minimum	Maximum
2614	0	8888	8888

M1HR07K - HR07K HH MEMBER 11 SEX(SAB)- M1

Type	Code
Measurement Unit	numeric
M1HR07K	Q7K. What is [...]’s sex? By sex we mean, the sex they were assigned at birth, on their original birth certificate. -- [Member #11]
Logic	if Q4K=1, 2, 3, 4, 5, 6 or Q3a=1, ask Q7K

			Frequency
Valid	1	Male	0
	2	Female	0
Missing	.	Missing	5
	97	Legitimate Skip	2609

Valid	Invalid

0	2614
---	------

M1HR04L - HR04L HH MEMBER 12 RELATIONSHIP- M1

Type	Code
Measurement Unit	numeric
M1HR04L	Q4L. What is [...] 's relationship to you? -- [Member #12]
Logic	if Q3>0, ask Q4L

			Frequency	% of total	% of valid
Valid	1	Husband/Wife/Spouse	0	0%	0%
	2	Boyfriend/Girlfriend/Partner	0	0%	0%
	3	Biological Son/Daughter/Child	0	0%	0%
	4	Stepson/Stepdaughter/Stepchild	0	0%	0%
	5	Adopted Son/Daughter/Child	0	0%	0%
	7	Brother/Sister/Sibling	0	0%	0%
	8	Father/Mother/Parent	0	0%	0%
	9	Stepfather/Stepmother/Stepparent	0	0%	0%
	10	Father-in-law/Mother-in-law	0	0%	0%
	11	Grandfather/Grandmother/Grandparent	0	0%	0%
	12	Uncle/Aunt	0	0%	0%
	13	Cousin	0	0%	0%
	14	Nephew/Niece	1	0.04%	100%
	15	Other relative	0	0%	0%
	16	Non-relative	0	0%	0%
		Total	1	0.04%	100%
Missing	.	Missing	2259	86.42%	
	997	Legitimate Skip	354	13.54%	
	Total	2,613	99.96%		

Valid	Invalid	Minimum	Maximum
1	2613	14	14


M1HR05L - HR05L HH MEMBER 12 AGE- M1

Type	Numeric (Double)
Measurement Unit	numeric
M1HR05L	Q5L. How old is [...] in years? Please make your best estimate. -- [Member #12]
Logic	if Q4L=1, 2, 3, 4, 5, 6 or Q3a=1, ask Q5L

	Frequency
--	-----------

Missing	.	Missing	5
	9997	Legitimate Skip	2609


Valid	Invalid
0	2614

 M1HR06LA - HR06LA HH MEMBER 12-MALE- M1

Type	Code
Measurement Unit	numeric
M1HR06LA	Q6L. What is [...]’s current gender identity? Select all that apply. -- [Member #12] Q6La. Male
Logic	if Q4L=1, 2 or Q3a=1, ask Q6L

			Frequency	% of total	% of valid
Valid	8888	Request access	2614	100%	100%
		Total	2,614	100%	100%

Valid	Invalid	Minimum	Maximum
2614	0	8888	8888

 M1HR06LB - HR06LB HH MEMBER 12-FEMALE- M1

Type	Code
Measurement Unit	numeric
M1HR06LB	Q6L. What is [...]’s current gender identity? Select all that apply. -- [Member #12] Q6Lb. Female
Logic	if Q4L=1, 2 or Q3a=1, ask Q6L

			Frequency	% of total	% of valid
Valid	8888	Request access	2614	100%	100%
		Total	2,614	100%	100%

Valid	Invalid	Minimum	Maximum
2614	0	8888	8888

 M1HR06LC - HR06LC HH MEMBER 12-TRANS- M1

Type	Code
Measurement Unit	numeric

M1HR06LC	Q6L. What is [...]’s current gender identity? Select all that apply. -- [Member #12] Q6Lc. Transgender
Logic	if Q4L=1, 2 or Q3a=1, ask Q6L

			Frequency	% of total	% of valid
Valid	8888	Request access	2614	100%	100%
		Total	2,614	100%	100%

Valid	Invalid	Minimum	Maximum
2614	0	8888	8888

M1HR06LD - HR06LD HH MEMBER 12-NB/GQ- M1

Type	Code
Measurement Unit	numeric
M1HR06LD	Q6L. What is [...]’s current gender identity? Select all that apply. -- [Member #12] Q6Ld. Gender non-binary/genderqueer
Logic	if Q4L=1, 2 or Q3a=1, ask Q6L

			Frequency	% of total	% of valid
Valid	8888	Request access	2614	100%	100%
		Total	2,614	100%	100%

Valid	Invalid	Minimum	Maximum
2614	0	8888	8888

M1HR06LE - HR06LE HH MEMBER 12-QUESTIONING- M1

Type	Code
Measurement Unit	numeric
M1HR06LE	Q6L. What is [...]’s current gender identity? Select all that apply. -- [Member #12] Q6Le. They are not sure of their gender identity (they are “questioning” their gender identity)
Logic	if Q4L=1, 2 or Q3a=1, ask Q6L

			Frequency	% of total	% of valid
Valid	8888	Request access	2614	100%	100%
		Total	2,614	100%	100%

Valid	Invalid	Minimum	Maximum

2614	0	8888	8888
------	---	------	------

M1HR06LF - HR06LF HH MEMBER 12-DONT UNDERSTAND- M1

Type	Code
Measurement Unit	numeric
M1HR06LF	Q6L. What is [...]’s current gender identity? Select all that apply. -- [Member #12] Q6Lf. I do not know what this question is asking
Logic	if Q4L=1, 2 or Q3a=1, ask Q6L

			Frequency	% of total	% of valid
Valid	8888	Request access	2614	100%	100%
		Total	2,614	100%	100%

Valid	Invalid	Minimum	Maximum
2614	0	8888	8888

M1HR06LG - HR06LG HH MEMBER 12-DK- M1

Type	Code
Measurement Unit	numeric
M1HR06LG	Q6L. What is [...]’s current gender identity? Select all that apply. -- [Member #12] Q6Lg. I do not know the answer
Logic	if Q4L=1, 2 or Q3a=1, ask Q6L

			Frequency	% of total	% of valid
Valid	8888	Request access	2614	100%	100%
		Total	2,614	100%	100%

Valid	Invalid	Minimum	Maximum
2614	0	8888	8888

M1HR07L - HR07L HH MEMBER 12 SEX(SAB)- M1

Type	Code
Measurement Unit	numeric
M1HR07L	Q7L. What is [...]’s sex? By sex we mean, the sex they were assigned at birth, on their original birth certificate. -- [Member #12]
Logic	if Q4L=1, 2, 3, 4, 5, 6 or Q3a=1, ask Q7L

		Frequency

Valid	1	Male	0
	2	Female	0
Missing	.	Missing	5
	97	Legitimate Skip	2609

Valid	Invalid
0	2614

 M1CR01 - CR01 ANY CHILD NOT LIVE IN HOUSEHOLD- M1

Type	Code
Measurement Unit	numeric
M1CR01	Q1. Do you have any children who do not live in your household that you did not report in previous section?
Logic	if S7Q2=0 or (household rosters confirmed, S7Q2=1 and S7Q3>0), ask Q1

			Frequency	% of total	% of valid
Valid	0	No	2094	80.11%	82.41%
	1	Yes	447	17.1%	17.59%
		Total	2,541	97.21%	100%
Missing	.	Missing	4	0.15%	
	97	Legitimate Skip	69	2.64%	
		Total	73	2.79%	

Valid	Invalid	Minimum	Maximum
2541	73	0	1

 M1CR02 - CR02 NUM CHILD NOT LIVE IN HOUSEHOLD- M1

Type	Code
Measurement Unit	numeric
M1CR02	Q2. How many children do you have who do not live in your household?
Logic	if Q1=1, ask Q2

			Frequency	% of total	% of valid
--	--	--	-----------	------------	------------

Valid	0	0	0	0%	0%
	1	1	241	9.22%	54.04%
	2	2	140	5.36%	31.39%
	3	3	42	1.61%	9.42%
	4	4	17	0.65%	3.81%
	5	5	3	0.11%	0.67%
	6	6	0	0%	0%
	7	7	2	0.08%	0.45%
	8	8	1	0.04%	0.22%
	9	9	0	0%	0%
	10	10	0	0%	0%
	11	11	0	0%	0%
	12	12	0	0%	0%
		Total	446	17.06%	100%
Missing	.	Missing	1	0.04%	
	997	Legitimate Skip	2167	82.9%	
		Total	2,168	82.94%	

Valid	Invalid	Minimum	Maximum
446	2168	1	8

 M1CR03A - CR03A NH CHILD 1 RELATIONSHIP- M1

Type	Code
Measurement Unit	numeric
M1CR03A	Q3A. What is [...]’s relationship to you? --NH Child #1
Logic	if Q1=1 or S7Q3b=1, ask Q3A

			Frequency	% of total	% of valid
Valid	1	Biological Son/Daughter/Child	380	14.54%	84.63%
	2	Stepson/Stepdaughter/Stepchild	60	2.3%	13.36%
	3	Adopted Son/Daughter/Child	7	0.27%	1.56%
	4	Foster Son/Daughter/Child	2	0.08%	0.45%
		Total	449	17.18%	100%
Missing	.	Missing	5	0.19%	
	97	Legitimate Skip	2160	82.63%	
		Total	2,165	82.82%	

Valid	Invalid	Minimum	Maximum
449	2165	1	4

 M1CR04A - CR04A NH CHILD 1 AGE- M1

Type	Numeric (Double)
Measurement Unit	numeric
M1CR04A	Q4A. How old is [...] in years? Please make your best estimate. For infants under 12 months, record 0. --NH Child #1
Logic	if Q1=1 or S7Q3b=1, ask Q4A

			Frequency	% of total	% of valid
Missing	.	Missing	6	0.23%	
	997	Legitimate Skip	2160	82.63%	
		Total	2,166	82.86%	

Valid	Invalid	Minimum	Maximum	Mean	StdDev
448	2166	0	34	20.919642...	4.0674148...

 M1CR05A - CR05A NH CHILD 1 SEX(SAB)- M1

Type	Code
Measurement Unit	numeric
M1CR05A	Q5A. What is [...]’s sex? By sex we mean, the sex they were assigned at birth, on their original birth certificate. --NH Child #1
Logic	if Q1=1 or S7Q3b=1, ask Q5A

			Frequency	% of total	% of valid
Valid	1	Male	224	8.57%	50.11%
	2	Female	223	8.53%	49.89%
		Total	447	17.1%	100%
Missing	.	Missing	7	0.27%	
	97	Legitimate Skip	2160	82.63%	
		Total	2,167	82.9%	

Valid	Invalid	Minimum	Maximum
447	2167	1	2

 M1CR06A - CR06A NH CHILD 1 LIVE WITH YOU- M1

Type	Code
Measurement Unit	numeric
M1CR06A	Q6A. Does [...] live with you? --NH Child #1
Logic	if S7Q3b=1, ask Q6A

			Frequency	% of total	% of valid
Valid	0	No	2	0.08%	28.57%
	1	Yes	5	0.19%	71.43%
		Total	7	0.27%	100%
Missing	97	Legitimate Skip	2607	99.73%	
		Total	2,607	99.73%	

Valid	Invalid	Minimum	Maximum
7	2607	0	1

M1CR03B - CR03B NH CHILD 2 RELATIONSHIP- M1

Type	Code
Measurement Unit	numeric
M1CR03B	Q3B. What is [...]’s relationship to you? --NH Child #2
Logic	if Q1=1 or S7Q3b=1, ask Q3B

			Frequency	% of total	% of valid
Valid	1	Biological Son/Daughter/Child	174	6.66%	79.09%
	2	Stepson/Stepdaughter/Stepchild	43	1.64%	19.55%
	3	Adopted Son/Daughter/Child	3	0.11%	1.36%
	4	Foster Son/Daughter/Child	0	0%	0%
		Total	220	8.42%	100%
Missing	.	Missing	234	8.95%	
	97	Legitimate Skip	2160	82.63%	
		Total	2,394	91.58%	

Valid	Invalid	Minimum	Maximum
220	2394	1	3

M1CR04B - CR04B NH CHILD 2 AGE- M1

Type	Numeric (Double)
Measurement Unit	numeric
M1CR04B	Q4B. How old is [...] in years? Please make your best estimate. For infants under 12 months, record 0. --NH Child #2
Logic	if Q1=1 or S7Q3b=1, ask Q4B

			Frequency	% of total	% of valid
Missing	.	Missing	235	8.99%	
	997	Legitimate Skip	2160	82.63%	
		Total	2,395	91.62%	

Valid	Invalid	Minimum	Maximum	Mean	StdDev
219	2395	4	31	18.808219...	4.3630775...

 M1CR05B - CR05B NH CHILD 2 SEX(SAB)- M1

Type	Code
Measurement Unit	numeric
M1CR05B	Q5B. What is [...]’s sex? By sex we mean, the sex they were assigned at birth, on their original birth certificate. --NH Child #2
Logic	if Q1=1 or S7Q3b=1, ask Q5B

			Frequency	% of total	% of valid
Valid	1	Male	128	4.9%	58.45%
	2	Female	91	3.48%	41.55%
	Total		219	8.38%	100%
Missing	.	Missing	235	8.99%	
	97	Legitimate Skip	2160	82.63%	
	Total		2,395	91.62%	

Valid	Invalid	Minimum	Maximum
219	2395	1	2

 M1CR06B - CR06B NH CHILD 2 LIVE WITH YOU- M1

Type	Code
Measurement Unit	numeric
M1CR06B	Q6B. Does [...] live with you? --NH Child #2
Logic	if S7Q3b=1, ask Q6B

			Frequency	% of total	% of valid
Valid	0	No	1	0.04%	20%
	1	Yes	4	0.15%	80%
	Total		5	0.19%	100%
Missing	.	Missing	2	0.08%	
	97	Legitimate Skip	2607	99.73%	
	Total		2,609	99.81%	

Valid	Invalid	Minimum	Maximum
5	2609	0	1

 M1CR03C - CR03C NH CHILD 3 RELATIONSHIP- M1

Type	Code
Measurement Unit	numeric
M1CR03C	Q3C. What is [...]’s relationship to you? --NH Child #3
Logic	if Q1=1 or S7Q3b=1, ask Q3C

			Frequency	% of total	% of valid
Valid	1	Biological Son/Daughter/Child	50	1.91%	73.53%
	2	Stepson/Stepdaughter/Stepchild	15	0.57%	22.06%
	3	Adopted Son/Daughter/Child	3	0.11%	4.41%
	4	Foster Son/Daughter/Child	0	0%	0%
Total			68	2.6%	100%
Missing	.	Missing	386	14.77%	
	97	Legitimate Skip	2160	82.63%	
Total			2,546	97.4%	

Valid	Invalid	Minimum	Maximum
68	2546	1	3

M1CR04C - CR04C NH CHILD 3 AGE- M1

Type	Numeric (Double)
Measurement Unit	numeric
M1CR04C	Q4C. How old is [...] in years? Please make your best estimate. For infants under 12 months, record 0. --NH Child #3
Logic	if Q1=1 or S7Q3b=1, ask Q4C

			Frequency	% of total	% of valid
Missing	.	Missing	386	14.77%	
	997	Legitimate Skip	2160	82.63%	
Total			2,546	97.4%	

Valid	Invalid	Minimum	Maximum	Mean	StdDev
68	2546	3	28	17.338235...	4.5107178...

M1CR05C - CR05C NH CHILD 3 SEX(SAB)- M1

Type	Code
Measurement Unit	numeric
M1CR05C	Q5C. What is [...]’s sex? By sex we mean, the sex they were assigned at birth, on their original birth certificate. --NH Child #3
Logic	if Q1=1 or S7Q3b=1, ask Q5C

			Frequency	% of total	% of valid
--	--	--	-----------	------------	------------

Valid	1	Male	39	1.49%	57.35%
	2	Female	29	1.11%	42.65%
		Total	68	2.6%	100%
Missing	.	Missing	386	14.77%	
	97	Legitimate Skip	2160	82.63%	
		Total	2,546	97.4%	

Valid	Invalid	Minimum	Maximum
68	2546	1	2

 M1CR06C - CR06C NH CHILD 3 LIVE WITH YOU- M1

Type	Code
Measurement Unit	numeric
M1CR06C	Q6C. Does [...] live with you? --NH Child #3
Logic	if S7Q3b=1, ask Q6C

			Frequency	% of total	% of valid
Valid	0	No	1	0.04%	100%
	1	Yes	0	0%	0%
		Total	1	0.04%	100%
Missing	.	Missing	6	0.23%	
	97	Legitimate Skip	2607	99.73%	
		Total	2,613	99.96%	

Valid	Invalid	Minimum	Maximum
1	2613	0	0

 M1CR03D - CR03D NH CHILD 4 RELATIONSHIP- M1

Type	Code
Measurement Unit	numeric
M1CR03D	Q3D. What is [...]’s relationship to you? --NH Child #4
Logic	if Q1=1 or S7Q3b=1, ask Q3D

			Frequency	% of total	% of valid
Valid	1	Biological Son/Daughter/Child	14	0.54%	58.33%
	2	Stepson/Stepdaughter/Stepchild	5	0.19%	20.83%
	3	Adopted Son/Daughter/Child	4	0.15%	16.67%
	4	Foster Son/Daughter/Child	1	0.04%	4.17%
		Total	24	0.92%	100%

Missing	.	Missing	430	16.45%	
	97	Legitimate Skip	2160	82.63%	
		Total	2,590	99.08%	


Valid	Invalid	Minimum	Maximum
24	2590	1	4

 M1CR04D - CR04D NH CHILD 4 AGE- M1

Type	Numeric (Double)
Measurement Unit	numeric
M1CR04D	Q4D. How old is [...] in years? Please make your best estimate. For infants under 12 months, record 0. --NH Child #4
Logic	if Q1=1 or S7Q3b=1, ask Q4D

			Frequency	% of total	% of valid
Missing	.	Missing	430	16.45%	
	997	Legitimate Skip	2160	82.63%	
		Total	2,590	99.08%	

Valid	Invalid	Minimum	Maximum	Mean	StdDev
24	2590	1	25	15	6.8079237...

 M1CR05D - CR05D NH CHILD 4 SEX(SAB)- M1

Type	Code
Measurement Unit	numeric
M1CR05D	Q5D. What is [...]’s sex? By sex we mean, the sex they were assigned at birth, on their original birth certificate. --NH Child #4
Logic	if Q1=1 or S7Q3b=1, ask Q5D

			Frequency	% of total	% of valid
Valid	1	Male	11	0.42%	45.83%
	2	Female	13	0.5%	54.17%
		Total	24	0.92%	100%
Missing	.	Missing	430	16.45%	
	97	Legitimate Skip	2160	82.63%	
		Total	2,590	99.08%	

Valid	Invalid	Minimum	Maximum
24	2590	1	2

 M1CR06D - CR06D NH CHILD 4 LIVE WITH YOU- M1

Type	Code
Measurement Unit	numeric
M1CR06D	Q6D. Does [...] live with you? --NH Child #4
Logic	if S7Q3b=1, ask Q6D

			Frequency	% of total	% of valid
Valid	0	No	0	0%	0%
	1	Yes	1	0.04%	100%
		Total	1	0.04%	100%
Missing	.	Missing	6	0.23%	
	97	Legitimate Skip	2607	99.73%	
		Total	2,613	99.96%	

Valid	Invalid	Minimum	Maximum
1	2613	1	1

 M1CR03E - CR03E NH CHILD 5 RELATIONSHIP- M1

Type	Code
Measurement Unit	numeric
M1CR03E	Q3E. What is [...]’s relationship to you? --NH Child #5
Logic	if Q1=1 or S7Q3b=1, ask Q3E

			Frequency	% of total	% of valid
Valid	1	Biological Son/Daughter/Child	3	0.11%	50%
	2	Stepson/Stepdaughter/Stepchild	2	0.08%	33.33%
	3	Adopted Son/Daughter/Child	0	0%	0%
	4	Foster Son/Daughter/Child	1	0.04%	16.67%
		Total	6	0.23%	100%
Missing	.	Missing	448	17.14%	
	97	Legitimate Skip	2160	82.63%	
		Total	2,608	99.77%	

Valid	Invalid	Minimum	Maximum
6	2608	1	4

 M1CR04E - CR04E NH CHILD 5 AGE- M1

Type	Numeric (Double)
------	------------------

Measurement Unit	numeric
M1CR04E	Q4E. How old is [...] in years? Please make your best estimate. For infants under 12 months, record 0. --NH Child #5
Logic	if Q1=1 or S7Q3b=1, ask Q4E

			Frequency	% of total	% of valid
Missing	.	Missing	448	17.14%	
	997	Legitimate Skip	2160	82.63%	
		Total	2,608	99.77%	

Valid	Invalid	Minimum	Maximum	Mean	StdDev
6	2608	11	24	17.666666...	4.2739521...

M1CR05E - CR05E NH CHILD 5 SEX(SAB)- M1

Type	Code
Measurement Unit	numeric
M1CR05E	Q5E. What is [...]’s sex? By sex we mean, the sex they were assigned at birth, on their original birth certificate. --NH Child #5
Logic	if Q1=1 or S7Q3b=1, ask Q5E

			Frequency	% of total	% of valid
Valid	1	Male	2	0.08%	33.33%
	2	Female	4	0.15%	66.67%
	Total		6	0.23%	100%
Missing	.	Missing	448	17.14%	
	97	Legitimate Skip	2160	82.63%	
	Total		2,608	99.77%	

Valid	Invalid	Minimum	Maximum
6	2608	1	2

M1CR06E - CR06E NH CHILD 5 LIVE WITH YOU- M1

Type	Code
Measurement Unit	numeric
M1CR06E	Q6E. Does [...] live with you? --NH Child #5
Logic	if S7Q3b=1, ask Q6E

			Frequency
Valid	0	No	0
	1	Yes	0

Missing	.	Missing	7
	97	Legitimate Skip	2607

Valid	Invalid
0	2614

 M1CR03F - CR03F NH CHILD 6 RELATIONSHIP- M1

Type	Code
Measurement Unit	numeric
M1CR03F	Q3F. What is [...]’s relationship to you? --NH Child #6
Logic	if Q1=1 or S7Q3b=1, ask Q3F

			Frequency	% of total	% of valid
Valid	1	Biological Son/Daughter/Child	2	0.08%	50%
	2	Stepson/Stepdaughter/Stepchild	2	0.08%	50%
	3	Adopted Son/Daughter/Child	0	0%	0%
	4	Foster Son/Daughter/Child	0	0%	0%
Total			4	0.15%	100%
Missing	.	Missing	450	17.21%	
	97	Legitimate Skip	2160	82.63%	
Total			2,610	99.85%	

Valid	Invalid	Minimum	Maximum
4	2610	1	2

 M1CR04F - CR04F NH CHILD 6 AGE- M1

Type	Numeric (Double)
Measurement Unit	numeric
M1CR04F	Q4F. How old is [...] in years? Please make your best estimate. For infants under 12 months, record 0. --NH Child #6
Logic	if Q1=1 or S7Q3b=1, ask Q4F

			Frequency	% of total	% of valid
Missing	.	Missing	450	17.21%	
	997	Legitimate Skip	2160	82.63%	
Total			2,610	99.85%	

Valid	Invalid	Minimum	Maximum	Mean	StdDev
4	2610	10	23	17.75	6.0207972...

 M1CR05F - CR05F NH CHILD 6 SEX(SAB)- M1

Type	Code
Measurement Unit	numeric
M1CR05F	Q5F. What is [...]’s sex? By sex we mean, the sex they were assigned at birth, on their original birth certificate. --NH Child #6
Logic	if Q1=1 or S7Q3b=1, ask Q5F

			Frequency	% of total	% of valid
Valid	1	Male	2	0.08%	50%
	2	Female	2	0.08%	50%
		Total	4	0.15%	100%
Missing	.	Missing	450	17.21%	
	97	Legitimate Skip	2160	82.63%	
		Total	2,610	99.85%	

Valid	Invalid	Minimum	Maximum
4	2610	1	2

 M1CR06F - CR06F NH CHILD 6 LIVE WITH YOU- M1

Type	Code
Measurement Unit	numeric
M1CR06F	Q6F. Does [...] live with you? --NH Child #6
Logic	if S7Q3b=1, ask Q6F

			Frequency
Valid	0	No	0
	1	Yes	0
Missing	.	Missing	7
	97	Legitimate Skip	2607

Valid	Invalid
0	2614

 M1CR03G - CR03G NH CHILD 7 RELATIONSHIP- M1

Type	Code
Measurement Unit	numeric
M1CR03G	Q3G. What is [...]’s relationship to you? --NH Child #7
Logic	if Q1=1 or S7Q3b=1, ask Q3G

			Frequency	% of total	% of valid
Valid	1	Biological Son/Daughter/Child	1	0.04%	33.33%
	2	Stepson/Stepdaughter/Stepchild	2	0.08%	66.67%
	3	Adopted Son/Daughter/Child	0	0%	0%
	4	Foster Son/Daughter/Child	0	0%	0%
Total			3	0.11%	100%
Missing	.	Missing	451	17.25%	
	97	Legitimate Skip	2160	82.63%	
	Total			2,611	99.89%

Valid	Invalid	Minimum	Maximum
3	2611	1	2

 M1CR04G - CR04G NH CHILD 7 AGE- M1

Type	Numeric (Double)
Measurement Unit	numeric
M1CR04G	Q4G. How old is [...] in years? Please make your best estimate. For infants under 12 months, record 0. --NH Child #7
Logic	if Q1=1 or S7Q3b=1, ask Q4G

			Frequency	% of total	% of valid
Missing	.	Missing	451	17.25%	
	997	Legitimate Skip	2160	82.63%	
Total			2,611	99.89%	

Valid	Invalid	Minimum	Maximum	Mean	StdDev
3	2611	8	21	15	6.5574385...

 M1CR05G - CR05G NH CHILD 7 SEX(SAB)- M1

Type	Code
Measurement Unit	numeric
M1CR05G	Q5G. What is [...]’s sex? By sex we mean, the sex they were assigned at birth, on their original birth certificate. --NH Child #7
Logic	if Q1=1 or S7Q3b=1, ask Q5G

			Frequency	% of total	% of valid
Valid	1	Male	0	0%	0%
	2	Female	3	0.11%	100%
Total			3	0.11%	100%

Missing	.	Missing	451	17.25%	
	97	Legitimate Skip	2160	82.63%	
		Total	2,611	99.89%	

Valid	Invalid	Minimum	Maximum
3	2611	2	2

 M1CR06G - CR06G NH CHILD 7 LIVE WITH YOU- M1

Type	Code
Measurement Unit	numeric
M1CR06G	Q6G. Does [...] live with you? --NH Child #7
Logic	if S7Q3b=1, ask Q6G

			Frequency
Valid	0	No	0
	1	Yes	0
Missing	.	Missing	7
	97	Legitimate Skip	2607

Valid	Invalid
0	2614

 M1CR03H - CR03H NH CHILD 8 RELATIONSHIP- M1

Type	Code
Measurement Unit	numeric
M1CR03H	Q3H. What is [...]’s relationship to you? --NH Child #8
Logic	if Q1=1 or S7Q3b=1, ask Q3H

			Frequency	% of total	% of valid
Valid	1	Biological Son/Daughter/Child	0	0%	0%
	2	Stepson/Stepdaughter/Stepchild	1	0.04%	100%
	3	Adopted Son/Daughter/Child	0	0%	0%
	4	Foster Son/Daughter/Child	0	0%	0%
		Total	1	0.04%	100%
Missing	.	Missing	453	17.33%	
	97	Legitimate Skip	2160	82.63%	
		Total	2,613	99.96%	

Valid	Invalid	Minimum	Maximum
1	2613	2	2

 M1CR04H - CR04H NH CHILD 8 AGE- M1

Type	Numeric (Double)
Measurement Unit	numeric
M1CR04H	Q4H. How old is [...] in years? Please make your best estimate. For infants under 12 months, record 0. --NH Child #8
Logic	if Q1=1 or S7Q3b=1, ask Q4H

			Frequency	% of total	% of valid
Missing	.	Missing	453	17.33%	
	997	Legitimate Skip	2160	82.63%	
		Total	2,613	99.96%	

Valid	Invalid	Minimum	Maximum	Mean	StdDev
1	2613	21	21	21	NaN

 M1CR05H - CR05H NH CHILD 8 SEX(SAB)- M1

Type	Code
Measurement Unit	numeric
M1CR05H	Q5H. What is [...]’s sex? By sex we mean, the sex they were assigned at birth, on their original birth certificate. --NH Child #8
Logic	if Q1=1 or S7Q3b=1, ask Q5H

			Frequency	% of total	% of valid
Valid	1	Male	1	0.04%	100%
	2	Female	0	0%	0%
			Total	1	0.04%
Missing	.	Missing	453	17.33%	
	97	Legitimate Skip	2160	82.63%	
		Total	2,613	99.96%	

Valid	Invalid	Minimum	Maximum
1	2613	1	1

 M1CR06H - CR06H NH CHILD 8 LIVE WITH YOU- M1

Type	Code
Measurement Unit	numeric
M1CR06H	Q6H. Does [...] live with you? --NH Child #8
Logic	if S7Q3b=1, ask Q6H

			Frequency
Valid	0	No	0
	1	Yes	0
Missing	.	Missing	7
	97	Legitimate Skip	2607

Valid	Invalid
0	2614

M1CR03I - CR03I NH CHILD 9 RELATIONSHIP- M1

Type	Code
Measurement Unit	numeric
M1CR03I	Q3I. What is [...]’s relationship to you? --NH Child #9
Logic	if Q1=1 or S7Q3b=1, ask Q3I

			Frequency
Valid	1	Biological Son/Daughter/Child	0
	2	Stepson/Stepdaughter/Stepchild	0
	3	Adopted Son/Daughter/Child	0
	4	Foster Son/Daughter/Child	0
Missing	.	Missing	454
	97	Legitimate Skip	2160

Valid	Invalid
0	2614

M1CR04I - CR04I NH CHILD 9 AGE- M1

Type	Numeric (Double)
Measurement Unit	numeric
M1CR04I	Q4I. How old is [...] in years? Please make your best estimate. For infants under 12 months, record 0. --NH Child #9
Logic	if Q1=1 or S7Q3b=1, ask Q4I

			Frequency
Missing	.	Missing	454
	997	Legitimate Skip	2160

Valid	Invalid
0	2614

M1CR05I - CR05I NH CHILD 9 SEX(SAB)- M1

Type	Code
Measurement Unit	numeric
M1CR05I	Q5I. What is [...]’s sex? By sex we mean, the sex they were assigned at birth, on their original birth certificate. --NH Child #9
Logic	if Q1=1 or S7Q3b=1, ask Q5I

			Frequency
Valid	1	Male	0
	2	Female	0
Missing	.	Missing	454
	97	Legitimate Skip	2160

Valid	Invalid
0	2614

 M1CR06I - CR06I NH CHILD 9 LIVE WITH YOU- M1

Type	Code
Measurement Unit	numeric
M1CR06I	Q6I. Does [...] live with you? --NH Child #9
Logic	if S7Q3b=1, ask Q6I

			Frequency
Valid	0	No	0
	1	Yes	0
Missing	.	Missing	7
	97	Legitimate Skip	2607

Valid	Invalid
0	2614

 M1CR03J - CR03J NH CHILD 10 RELATIONSHIP- M1

Type	Code
Measurement Unit	numeric
M1CR03J	Q3J. What is [...]’s relationship to you? --NH Child #10
Logic	if Q1=1 or S7Q3b=1, ask Q3J

			Frequency
Valid	1	Biological Son/Daughter/Child	0
	2	Stepson/Stepdaughter/Stepchild	0
	3	Adopted Son/Daughter/Child	0
	4	Foster Son/Daughter/Child	0

Missing	.	Missing	454
	97	Legitimate Skip	2160

Valid	Invalid
0	2614

M1CR04J - CR04J NH CHILD 10 AGE- M1

Type	Numeric (Double)
Measurement Unit	numeric
M1CR04J	Q4J. How old is [...] in years? Please make your best estimate. For infants under 12 months, record 0. --NH Child #10
Logic	if Q1=1 or S7Q3b=1, ask Q4J

			Frequency
Missing	.	Missing	454
	997	Legitimate Skip	2160

Valid	Invalid
0	2614

M1CR05J - CR05J NH CHILD 10 SEX(SAB)- M1

Type	Code
Measurement Unit	numeric
M1CR05J	Q5J. What is [...]’s sex? By sex we mean, the sex they were assigned at birth, on their original birth certificate. --NH Child #10
Logic	if Q1=1 or S7Q3b=1, ask Q5J

			Frequency
Valid	1	Male	0
	2	Female	0
Missing	.	Missing	454
	97	Legitimate Skip	2160

Valid	Invalid
0	2614

M1CR06J - CR06J NH CHILD 10 LIVE WITH YOU- M1

Type	Code
Measurement Unit	numeric
M1CR06J	Q6J. Does [...] live with you? --NH Child #10
Logic	if S7Q3b=1, ask Q6J

			Frequency
Valid	0	No	0
	1	Yes	0
Missing	.	Missing	7
	97	Legitimate Skip	2607

Valid	Invalid
0	2614

M1CR03K - CR03K NH CHILD 11 RELATIONSHIP- M1

Type	Code
Measurement Unit	numeric
M1CR03K	Q3K. What is [...]’s relationship to you? --NH Child #11
Logic	if Q1=1 or S7Q3b=1, ask Q3K

			Frequency
Valid	1	Biological Son/Daughter/Child	0
	2	Stepson/Stepdaughter/Stepchild	0
	3	Adopted Son/Daughter/Child	0
	4	Foster Son/Daughter/Child	0
Missing	.	Missing	454
	97	Legitimate Skip	2160

Valid	Invalid
0	2614

M1CR04K - CR04K NH CHILD 11 AGE- M1

Type	Numeric (Double)
Measurement Unit	numeric
M1CR04K	Q4K. How old is [...] in years? Please make your best estimate. For infants under 12 months, record 0. --NH Child #11
Logic	if Q1=1 or S7Q3b=1, ask Q4K

			Frequency
Missing	.	Missing	454
	997	Legitimate Skip	2160

Valid	Invalid
0	2614

M1CR05K - CR05K NH CHILD 11 SEX(SAB)- M1

Type	Code
Measurement Unit	numeric
M1CR05K	Q5K. What is [...]’s sex? By sex we mean, the sex they were assigned at birth, on their original birth certificate. --NH Child #11
Logic	if Q1=1 or S7Q3b=1, ask Q5K

			Frequency
Valid	1	Male	0
	2	Female	0
Missing	.	Missing	454
	97	Legitimate Skip	2160

Valid	Invalid
0	2614

M1CR06K - CR06K NH CHILD 11 LIVE WITH YOU- M1

Type	Code
Measurement Unit	numeric
M1CR06K	Q6K. Does [...] live with you? --NH Child #11
Logic	if S7Q3b=1, ask Q6K

			Frequency
Valid	0	No	0
	1	Yes	0
Missing	.	Missing	7
	97	Legitimate Skip	2607

Valid	Invalid
0	2614

M1CR03L - CR03L NH CHILD 12 RELATIONSHIP- M1

Type	Code
Measurement Unit	numeric
M1CR03L	Q3L. What is [...]’s relationship to you? --NH Child #12
Logic	if Q1=1 or S7Q3b=1, ask Q3L

			Frequency
Valid	1	Biological Son/Daughter/Child	0
	2	Stepson/Stepdaughter/Stepchild	0
	3	Adopted Son/Daughter/Child	0
	4	Foster Son/Daughter/Child	0

Missing	.	Missing	454
	97	Legitimate Skip	2160

Valid	Invalid
0	2614

M1CR04L - CR04L NH CHILD 12 AGE- M1

Type	Numeric (Double)
Measurement Unit	numeric
M1CR04L	Q4L. How old is [...] in years? Please make your best estimate. For infants under 12 months, record 0. --NH Child #12
Logic	if Q1=1 or S7Q3b=1, ask Q4L

			Frequency
Missing	.	Missing	454
	997	Legitimate Skip	2160

Valid	Invalid
0	2614

M1CR05L - CR05L NH CHILD 12 SEX(SAB)- M1

Type	Code
Measurement Unit	numeric
M1CR05L	Q5L. What is [...]’s sex? By sex we mean, the sex they were assigned at birth, on their original birth certificate. --NH Child #12
Logic	if Q1=1 or S7Q3b=1, ask Q5L

			Frequency
Valid	1	Male	0
	2	Female	0
Missing	.	Missing	454
	97	Legitimate Skip	2160

Valid	Invalid
0	2614

M1CR06L - CR06L NH CHILD 12 LIVE WITH YOU- M1

Type	Code
Measurement Unit	numeric
M1CR06L	Q6L. Does [...] live with you? --NH Child #12
Logic	if S7Q3b=1, ask Q6L

			Frequency
Valid	0	No	0
	1	Yes	0
Missing	.	Missing	7
	97	Legitimate Skip	2607

Valid	Invalid
0	2614

 M1CH01A - CH01A ANY MORE CHILD UNDER 22YR- M1

Type	Code
Measurement Unit	numeric
M1CH01A	Q1a. Do you have any children under the age of 22?
Logic	if ((S7Q3b=1 or S8Q1=1) and all S8Q4=., 97)) or (any S7Q4=3, 4, 5, 6 and S7Q5=., 97), ask Q1a

			Frequency	% of total	% of valid
Valid	0	No	0	0%	0%
	1	Yes	2	0.08%	100%
		Total	2	0.08%	100%
Missing	.	Missing	5	0.19%	
	97	Legitimate skip	2607	99.73%	
		Total	2,612	99.92%	

Valid	Invalid	Minimum	Maximum
2	2612	1	1

 M1CH01 - CH01 CHILD MED/BEH/HEALTH CONDITION- M1

Type	Code
Measurement Unit	numeric
M1CH01	Q1. Do any of your children under the age of 22 have ANY medical, behavioral, or other health condition that has lasted or is expected to last 12 months or longer?
Logic	if (any S7Q4=3, 4, 5, 6 and S7Q5<22) or any S8Q4<22 or Q1a=1, ask Q1

			Frequency	% of total	% of valid
Valid	0	No	1337	51.15%	75.28%
	1	Yes	439	16.79%	24.72%
		Total	1,776	67.94%	100%
Missing	.	Missing	7	0.27%	
	97	Legitimate skip	831	31.79%	

		Total	838	32.06%	
--	--	-------	-----	--------	--

Valid	Invalid	Minimum	Maximum
1776	838	0	1

M1CH02A - CH02A CHILD1 WITH CONDITION- M1

Type	Code
Measurement Unit	numeric
M1CH02A	Q2. Which of your children have ANY medical, behavioral, or other health condition that has lasted or is expected to last 12 months or longer? Select all that apply. Q2A. Child #1
Logic	if ((any S7Q4=3, 4, 5, 6 and S7Q5<22) and Q1=1) or (any S8Q4<22 or Q1=1), ask Q2

			Frequency	% of total	% of valid
Valid	0	Not Marked	377	14.42%	89.76%
	1	Marked	43	1.64%	10.24%
		Total	420	16.07%	100%
Missing	.	Missing	261	9.98%	
	97	Legitimate skip	1933	73.95%	
		Total	2,194	83.93%	

Valid	Invalid	Minimum	Maximum
420	2194	0	1

M1CH02B - CH02B CHILD2 WITH CONDITION- M1

Type	Code
Measurement Unit	numeric
M1CH02B	Q2. Which of your children have ANY medical, behavioral, or other health condition that has lasted or is expected to last 12 months or longer? Select all that apply. Q2B. Child #2
Logic	if ((any S7Q4=3, 4, 5, 6 and S7Q5<22) and Q1=1) or (any S8Q4<22 or Q1=1), ask Q2

			Frequency	% of total	% of valid
Valid	0	Not Marked	189	7.23%	45%
	1	Marked	231	8.84%	55%
		Total	420	16.07%	100%

Missing	.	Missing	261	9.98%	
	97	Legitimate skip	1933	73.95%	
		Total	2,194	83.93%	

Valid	Invalid	Minimum	Maximum
420	2194	0	1

M1CH02C - CH02C CHILD3 WITH CONDITION- M1

Type	Code
Measurement Unit	numeric
M1CH02C	Q2. Which of your children have ANY medical, behavioral, or other health condition that has lasted or is expected to last 12 months or longer? Select all that apply. Q2C. Child #3
Logic	if ((any S7Q4=3, 4, 5, 6 and S7Q5<22) and Q1=1) or (any S8Q4<22 or Q1=1), ask Q2

			Frequency	% of total	% of valid
Valid	0	Not Marked	255	9.76%	60.71%
	1	Marked	165	6.31%	39.29%
		Total	420	16.07%	100%
Missing	.	Missing	261	9.98%	
	97	Legitimate skip	1933	73.95%	
		Total	2,194	83.93%	

Valid	Invalid	Minimum	Maximum
420	2194	0	1

M1CH02D - CH02D CHILD4 WITH CONDITION- M1

Type	Code
Measurement Unit	numeric
M1CH02D	Q2. Which of your children have ANY medical, behavioral, or other health condition that has lasted or is expected to last 12 months or longer? Select all that apply. Q2D. Child #4
Logic	if ((any S7Q4=3, 4, 5, 6 and S7Q5<22) and Q1=1) or (any S8Q4<22 or Q1=1), ask Q2

			Frequency	% of total	% of valid
Valid	0	Not Marked	360	13.77%	85.71%
	1	Marked	60	2.3%	14.29%

		Total	420	16.07%	100%
Missing	.	Missing	261	9.98%	
	97	Legitimate skip	1933	73.95%	
		Total	2,194	83.93%	

Valid	Invalid	Minimum	Maximum
420	2194	0	1

 M1CH02E - CH02E CHILD5 WITH CONDITION- M1

Type	Code
Measurement Unit	numeric
M1CH02E	Q2. Which of your children have ANY medical, behavioral, or other health condition that has lasted or is expected to last 12 months or longer? Select all that apply. Q2E. Child #5
Logic	if ((any S7Q4=3, 4, 5, 6 and S7Q5<22) and Q1=1) or (any S8Q4<22 or Q1=1), ask Q2

			Frequency	% of total	% of valid
Valid	0	Not Marked	401	15.34%	95.48%
	1	Marked	19	0.73%	4.52%
		Total	420	16.07%	100%
Missing	.	Missing	261	9.98%	
	97	Legitimate skip	1933	73.95%	
		Total	2,194	83.93%	

Valid	Invalid	Minimum	Maximum
420	2194	0	1

 M1CH02F - CH02F CHILD6 WITH CONDITION- M1

Type	Code
Measurement Unit	numeric
M1CH02F	Q2. Which of your children have ANY medical, behavioral, or other health condition that has lasted or is expected to last 12 months or longer? Select all that apply. Q2F. Child #6
Logic	if ((any S7Q4=3, 4, 5, 6 and S7Q5<22) and Q1=1) or (any S8Q4<22 or Q1=1), ask Q2

			Frequency	% of total	% of valid
--	--	--	-----------	------------	------------

Valid	0	Not Marked	413	15.8%	98.33%
	1	Marked	7	0.27%	1.67%
		Total	420	16.07%	100%
Missing	.	Missing	261	9.98%	
	97	Legitimate skip	1933	73.95%	
		Total	2,194	83.93%	

Valid	Invalid	Minimum	Maximum
420	2194	0	1

 M1CH02G - CH02G CHILD7 WITH CONDITION- M1

Type	Code
Measurement Unit	numeric
M1CH02G	Q2. Which of your children have ANY medical, behavioral, or other health condition that has lasted or is expected to last 12 months or longer? Select all that apply. Q2G. Child #7
Logic	if ((any S7Q4=3, 4, 5, 6 and S7Q5<22) and Q1=1) or (any S8Q4<22 or Q1=1), ask Q2

			Frequency	% of total	% of valid
Valid	0	Not Marked	419	16.03%	99.76%
	1	Marked	1	0.04%	0.24%
		Total	420	16.07%	100%
Missing	.	Missing	261	9.98%	
	97	Legitimate skip	1933	73.95%	
		Total	2,194	83.93%	

Valid	Invalid	Minimum	Maximum
420	2194	0	1

 M1CH02H - CH02H CHILD8 WITH CONDITION- M1

Type	Code
Measurement Unit	numeric
M1CH02H	Q2. Which of your children have ANY medical, behavioral, or other health condition that has lasted or is expected to last 12 months or longer? Select all that apply. Q2J. Child #8
Logic	if ((any S7Q4=3, 4, 5, 6 and S7Q5<22) and Q1=1) or (any S8Q4<22 or Q1=1), ask Q2

			Frequency	% of total	% of valid
Valid	0	Not Marked	420	16.07%	100%
	1	Marked	0	0%	0%
		Total	420	16.07%	100%
Missing	.	Missing	261	9.98%	
	97	Legitimate skip	1933	73.95%	
		Total	2,194	83.93%	

Valid	Invalid	Minimum	Maximum
420	2194	0	0

 M1CH02I - CH02I CHILD9 WITH CONDITION- M1

Type	Code
Measurement Unit	numeric
M1CH02I	Q2. Which of your children have ANY medical, behavioral, or other health condition that has lasted or is expected to last 12 months or longer? Select all that apply. Q2I. Child #9
Logic	if ((any S7Q4=3, 4, 5, 6 and S7Q5<22) and Q1=1) or (any S8Q4<22 or Q1=1), ask Q2

			Frequency	% of total	% of valid
Valid	0	Not Marked	420	16.07%	100%
	1	Marked	0	0%	0%
		Total	420	16.07%	100%
Missing	.	Missing	261	9.98%	
	97	Legitimate skip	1933	73.95%	
		Total	2,194	83.93%	

Valid	Invalid	Minimum	Maximum
420	2194	0	0

 M1CH02J - CH02J CHILD10 WITH CONDITION- M1

Type	Code
Measurement Unit	numeric
M1CH02J	Q2. Which of your children have ANY medical, behavioral, or other health condition that has lasted or is expected to last 12 months or longer? Select all that apply. Q2J. Child #10

Logic	if ((any S7Q4=3, 4, 5, 6 and S7Q5<22) and Q1=1) or (any S8Q4<22 or Q1=1), ask Q2
-------	--

			Frequency	% of total	% of valid
Valid	0	Not Marked	420	16.07%	100%
	1	Marked	0	0%	0%
Total			420	16.07%	100%
Missing	.	Missing	261	9.98%	
	97	Legitimate skip	1933	73.95%	
Total			2,194	83.93%	

Valid	Invalid	Minimum	Maximum
420	2194	0	0

M1CH02K - CH02K CHILD11 WITH CONDITION- M1

Type	Code
Measurement Unit	numeric
M1CH02K	Q2. Which of your children have ANY medical, behavioral, or other health condition that has lasted or is expected to last 12 months or longer? Select all that apply. Q2K. Child #11
Logic	if ((any S7Q4=3, 4, 5, 6 and S7Q5<22) and Q1=1) or (any S8Q4<22 or Q1=1), ask Q2

			Frequency	% of total	% of valid
Valid	0	Not Marked	420	16.07%	100%
	1	Marked	0	0%	0%
Total			420	16.07%	100%
Missing	.	Missing	261	9.98%	
	97	Legitimate skip	1933	73.95%	
Total			2,194	83.93%	

Valid	Invalid	Minimum	Maximum
420	2194	0	0

M1CH02L - CH02L CHILD12 WITH CONDITION- M1

Type	Code
Measurement Unit	numeric

M1CH02L	Q2. Which of your children have ANY medical, behavioral, or other health condition that has lasted or is expected to last 12 months or longer? Select all that apply. Q2L. Child #12
Logic	if ((any S7Q4=3, 4, 5, 6 and S7Q5<22) and Q1=1) or (any S8Q4<22 or Q1=1), ask Q2

			Frequency	% of total	% of valid
Valid	0	Not Marked	420	16.07%	100%
	1	Marked	0	0%	0%
		Total	420	16.07%	100%
Missing	.	Missing	261	9.98%	
	97	Legitimate skip	1933	73.95%	
		Total	2,194	83.93%	

Valid	Invalid	Minimum	Maximum
420	2194	0	0

 M1CH02M - CH02M CHILD13 WITH CONDITION- M1

Type	Code
Measurement Unit	numeric
M1CH02M	Q2. Which of your children have ANY medical, behavioral, or other health condition that has lasted or is expected to last 12 months or longer? Select all that apply. Q2M. Child #13
Logic	if ((any S7Q4=3, 4, 5, 6 and S7Q5<22) and Q1=1) or (any S8Q4<22 or Q1=1), ask Q2

			Frequency	% of total	% of valid
Valid	0	Not Marked	386	14.77%	91.9%
	1	Marked	34	1.3%	8.1%
		Total	420	16.07%	100%
Missing	.	Missing	261	9.98%	
	97	Legitimate skip	1933	73.95%	
		Total	2,194	83.93%	

Valid	Invalid	Minimum	Maximum
420	2194	0	1

 M1CH02N - CH02N CHILD14 WITH CONDITION- M1

Type	Code
------	------

Measurement Unit	numeric
M1CH02N	Q2. Which of your children have ANY medical, behavioral, or other health condition that has lasted or is expected to last 12 months or longer? Select all that apply. Q2N. Child #14
Logic	if ((any S7Q4=3, 4, 5, 6 and S7Q5<22) and Q1=1) or (any S8Q4<22 or Q1=1), ask Q2

			Frequency	% of total	% of valid
Valid	0	Not Marked	396	15.15%	94.29%
	1	Marked	24	0.92%	5.71%
	Total		420	16.07%	100%
Missing	.	Missing	261	9.98%	
	97	Legitimate skip	1933	73.95%	
	Total		2,194	83.93%	

Valid	Invalid	Minimum	Maximum
420	2194	0	1

 M1CH02O - CH02O CHILD15 WITH CONDITION- M1

Type	Code
Measurement Unit	numeric
M1CH02O	Q2. Which of your children have ANY medical, behavioral, or other health condition that has lasted or is expected to last 12 months or longer? Select all that apply. Q2O. Child #15
Logic	if ((any S7Q4=3, 4, 5, 6 and S7Q5<22) and Q1=1) or (any S8Q4<22 or Q1=1), ask Q2

			Frequency	% of total	% of valid
Valid	0	Not Marked	416	15.91%	99.05%
	1	Marked	4	0.15%	0.95%
	Total		420	16.07%	100%
Missing	.	Missing	261	9.98%	
	97	Legitimate skip	1933	73.95%	
	Total		2,194	83.93%	

Valid	Invalid	Minimum	Maximum
420	2194	0	1

 M1CH02P - CH02P CHILD16 WITH CONDITION- M1

Type	Code
Measurement Unit	numeric
M1CH02P	Q2. Which of your children have ANY medical, behavioral, or other health condition that has lasted or is expected to last 12 months or longer? Select all that apply. Q2P. Child #16
Logic	if ((any S7Q4=3, 4, 5, 6 and S7Q5<22) and Q1=1) or (any S8Q4<22 or Q1=1), ask Q2

			Frequency	% of total	% of valid
Valid	0	Not Marked	417	15.95%	99.29%
	1	Marked	3	0.11%	0.71%
		Total	420	16.07%	100%
Missing	.	Missing	261	9.98%	
	97	Legitimate skip	1933	73.95%	
		Total	2,194	83.93%	

Valid	Invalid	Minimum	Maximum
420	2194	0	1

M1CH02Q - CH02Q CHILD17 WITH CONDITION- M1

Type	Code
Measurement Unit	numeric
M1CH02Q	Q2. Which of your children have ANY medical, behavioral, or other health condition that has lasted or is expected to last 12 months or longer? Select all that apply. Q2Q. Child #17
Logic	if ((any S7Q4=3, 4, 5, 6 and S7Q5<22) and Q1=1) or (any S8Q4<22 or Q1=1), ask Q2

			Frequency	% of total	% of valid
Valid	0	Not Marked	420	16.07%	100%
	1	Marked	0	0%	0%
		Total	420	16.07%	100%
Missing	.	Missing	261	9.98%	
	97	Legitimate skip	1933	73.95%	
		Total	2,194	83.93%	

Valid	Invalid	Minimum	Maximum
420	2194	0	0

 M1CH02R - CH02R CHILD18 WITH CONDITION- M1

Type	Code
Measurement Unit	numeric
M1CH02R	Q2. Which of your children have ANY medical, behavioral, or other health condition that has lasted or is expected to last 12 months or longer? Select all that apply. Q2R. Child #18
Logic	if ((any S7Q4=3, 4, 5, 6 and S7Q5<22) and Q1=1) or (any S8Q4<22 or Q1=1), ask Q1

			Frequency	% of total	% of valid
Valid	0	Not Marked	420	16.07%	100%
	1	Marked	0	0%	0%
		Total	420	16.07%	100%
Missing	.	Missing	261	9.98%	
	97	Legitimate skip	1933	73.95%	
		Total	2,194	83.93%	

Valid	Invalid	Minimum	Maximum
420	2194	0	0

 M1CH02S - CH02S CHILD19 WITH CONDITION- M1

Type	Code
Measurement Unit	numeric
M1CH02S	Q2. Which of your children have ANY medical, behavioral, or other health condition that has lasted or is expected to last 12 months or longer? Select all that apply. Q2S. Child #19
Logic	if ((any S7Q4=3, 4, 5, 6 and S7Q5<22) and Q1=1) or (any S8Q4<22 or Q1=1), ask Q2

			Frequency	% of total	% of valid
Valid	0	Not Marked	420	16.07%	100%
	1	Marked	0	0%	0%
		Total	420	16.07%	100%
Missing	.	Missing	261	9.98%	
	97	Legitimate skip	1933	73.95%	
		Total	2,194	83.93%	

Valid	Invalid	Minimum	Maximum

420	2194	0	0
-----	------	---	---

M1CH02T - CH02T CHILD20 WITH CONDITION- M1

Type	Code
Measurement Unit	numeric
M1CH02T	Q2. Which of your children have ANY medical, behavioral, or other health condition that has lasted or is expected to last 12 months or longer? Select all that apply. Q2T. Child #20
Logic	if ((any S7Q4=3, 4, 5, 6 and S7Q5<22) and Q1=1) or (any S8Q4<22 or Q1=1), ask Q2

			Frequency	% of total	% of valid
Valid	0	Not Marked	420	16.07%	100%
	1	Marked	0	0%	0%
	Total		420	16.07%	100%
Missing	.	Missing	261	9.98%	
	97	Legitimate skip	1933	73.95%	
	Total		2,194	83.93%	

Valid	Invalid	Minimum	Maximum
420	2194	0	0

M1CH02U - CH02U CHILD21 WITH CONDITION- M1

Type	Code
Measurement Unit	numeric
M1CH02U	Q2. Which of your children have ANY medical, behavioral, or other health condition that has lasted or is expected to last 12 months or longer? Select all that apply. Q2U. Child #21
Logic	if ((any S7Q4=3, 4, 5, 6 and S7Q5<22) and Q1=1) or (any S8Q4<22 or Q1=1), ask Q2

			Frequency	% of total	% of valid
Valid	0	Not Marked	420	16.07%	100%
	1	Marked	0	0%	0%
	Total		420	16.07%	100%
Missing	.	Missing	261	9.98%	
	97	Legitimate skip	1933	73.95%	
	Total		2,194	83.93%	

Valid	Invalid	Minimum	Maximum
420	2194	0	0

M1CH02V - CH02V CHILD22 WITH CONDITION- M1

Type	Code
Measurement Unit	numeric
M1CH02V	Q2. Which of your children have ANY medical, behavioral, or other health condition that has lasted or is expected to last 12 months or longer? Select all that apply. Q2V. Child #22
Logic	if ((any S7Q4=3, 4, 5, 6 and S7Q5<22) and Q1=1) or (any S8Q4<22 or Q1=1), ask Q2

			Frequency	% of total	% of valid
Valid	0	Not Marked	420	16.07%	100%
	1	Marked	0	0%	0%
		Total	420	16.07%	100%
Missing	.	Missing	261	9.98%	
	97	Legitimate skip	1933	73.95%	
		Total	2,194	83.93%	

Valid	Invalid	Minimum	Maximum
420	2194	0	0

M1CH02W - CH02W CHILD23 WITH CONDITION- M1

Type	Code
Measurement Unit	numeric
M1CH02W	Q2. Which of your children have ANY medical, behavioral, or other health condition that has lasted or is expected to last 12 months or longer? Select all that apply. Q2W. Child #23
Logic	if ((any S7Q4=3, 4, 5, 6 and S7Q5<22) and Q1=1) or (any S8Q4<22 or Q1=1), ask Q2

			Frequency	% of total	% of valid
Valid	0	Not Marked	420	16.07%	100%
	1	Marked	0	0%	0%
		Total	420	16.07%	100%
Missing	.	Missing	261	9.98%	
	97	Legitimate skip	1933	73.95%	
		Total	2,194	83.93%	

		Total	2,194	83.93%	
--	--	-------	-------	--------	--

Valid	Invalid	Minimum	Maximum
420	2194	0	0

M1CH02X - CH02X CHILD24 WITH CONDITION- M1

Type	Code
Measurement Unit	numeric
M1CH02X	Q2. Which of your children have ANY medical, behavioral, or other health condition that has lasted or is expected to last 12 months or longer? Select all that apply. Q2X. Child #24
Logic	if ((any S7Q4=3, 4, 5, 6 and S7Q5<22) and Q1=1) or (any S8Q4<22 or Q1=1), ask Q2

			Frequency	% of total	% of valid
Valid	0	Not Marked	420	16.07%	100%
	1	Marked	0	0%	0%
		Total	420	16.07%	100%
Missing	.	Missing	261	9.98%	
	97	Legitimate skip	1933	73.95%	
		Total	2,194	83.93%	

Valid	Invalid	Minimum	Maximum
420	2194	0	0

M1CH03A - CH03A CHILD1 NEED/USE MED PRESCRIBED- M1

Type	Code
Measurement Unit	numeric
M1CH03A	Q3. Does the child need or use medicine prescribed by a doctor? Q3A. Child #1
Logic	if Q2A=1, ask Q3A

			Frequency	% of total	% of valid
Valid	0	No	14	0.54%	32.56%
	1	Yes	29	1.11%	67.44%
	3	Don't know	0	0%	0%
		Total	43	1.64%	100%
Missing	97	Legitimate skip	2571	98.36%	
		Total	2,571	98.36%	

Valid	Invalid	Minimum	Maximum
43	2571	0	1

M1CH04A - CH04A CHILD1 NEED/USE MORE MED CARE- M1

Type	Code
Measurement Unit	numeric
M1CH04A	Q4. Does the child need or use more medical care than is usual for most children the same age? Q4A. Child #1
Logic	if Q2A=1, ask Q4A

			Frequency	% of total	% of valid
Valid	0	No	23	0.88%	53.49%
	1	Yes	14	0.54%	32.56%
	3	Don't know	6	0.23%	13.95%
Total			43	1.64%	100%
Missing	97	Legitimate skip	2571	98.36%	
		Total	2,571	98.36%	

Valid	Invalid	Minimum	Maximum
43	2571	0	3

M1CH05A - CH05A CHILD1 NEED/GET THERAPY- M1

Type	Code
Measurement Unit	numeric
M1CH05A	Q5. Does the child need or get physical, occupational, or speech therapy? Q5A. Child #1
Logic	if Q2A=1, ask Q5A

			Frequency	% of total	% of valid
Valid	0	No	36	1.38%	83.72%
	1	Yes	7	0.27%	16.28%
	3	Don't know	0	0%	0%
Total			43	1.64%	100%
Missing	97	Legitimate skip	2571	98.36%	
		Total	2,571	98.36%	

Valid	Invalid	Minimum	Maximum
43	2571	0	1

 M1CH06A - CH06A CHILD1 NEED TREATMENT/COUNSEL- M1

Type	Code
Measurement Unit	numeric
M1CH06A	Q6. Does the child have any kind of emotional, developmental, or behavioral problem for which they need treatment or counseling? Q6A. Child #1
Logic	if Q2A=1, ask Q6A

			Frequency	% of total	% of valid
Valid	0	No	18	0.69%	41.86%
	1	Yes	25	0.96%	58.14%
	3	Don't know	0	0%	0%
		Total	43	1.64%	100%
Missing	97	Legitimate skip	2571	98.36%	
		Total	2,571	98.36%	

Valid	Invalid	Minimum	Maximum
43	2571	0	1

 M1CH07A - CH07A CHILD1 GET SPECIAL EDUC/IEP- M1

Type	Code
Measurement Unit	numeric
M1CH07A	Q7. Does the child get special education services or have an "IEP" (Individualized Education Program) at school? Q7A. Child #1
Logic	if Q2A=1, ask Q7A

			Frequency	% of total	% of valid
Valid	0	No	24	0.92%	55.81%
	1	Yes	18	0.69%	41.86%
	3	Don't know	1	0.04%	2.33%
		Total	43	1.64%	100%
Missing	97	Legitimate skip	2571	98.36%	
		Total	2,571	98.36%	

Valid	Invalid	Minimum	Maximum
43	2571	0	3

 M1CH08A - CH08A CHILD1 GET ACCOMMODATIONS/504- M1

Type	Code
Measurement Unit	numeric
M1CH08A	Q8. Does the child get other accommodations at school or have a "504 plan"? Q8A. Child #1
Logic	if Q2A=1, ask Q8A

			Frequency	% of total	% of valid
Valid	0	No	24	0.92%	55.81%
	1	Yes	17	0.65%	39.53%
	3	Don't know	2	0.08%	4.65%
		Total	43	1.64%	100%
Missing	97	Legitimate skip	2571	98.36%	
		Total	2,571	98.36%	

Valid	Invalid	Minimum	Maximum
43	2571	0	3

M1CH03B - CH03B CHILD2 NEED/USE MED PRESCRIBED- M1

Type	Code
Measurement Unit	numeric
M1CH03B	Q3. Does the child need or use medicine prescribed by a doctor? Q3B. Child #2
Logic	if Q2B=1, ask Q3B

			Frequency	% of total	% of valid
Valid	0	No	78	2.98%	33.77%
	1	Yes	151	5.78%	65.37%
	3	Don't know	2	0.08%	0.87%
		Total	231	8.84%	100%
Missing	97	Legitimate skip	2383	91.16%	
		Total	2,383	91.16%	

Valid	Invalid	Minimum	Maximum
231	2383	0	3

M1CH04B - CH04B CHILD2 NEED/USE MORE MED CARE- M1

Type	Code
Measurement Unit	numeric

M1CH04B	Q4. Does the child need or use more medical care than is usual for most children the same age? Q4B. Child #2
Logic	if Q2B=1, ask Q4B

			Frequency	% of total	% of valid
Valid	0	No	127	4.86%	54.98%
	1	Yes	85	3.25%	36.8%
	3	Don't know	19	0.73%	8.23%
		Total	231	8.84%	100%
Missing	97	Legitimate skip	2383	91.16%	
		Total	2,383	91.16%	

Valid	Invalid	Minimum	Maximum
231	2383	0	3

M1CH05B - CH05B CHILD2 NEED/GET THERAPY- M1

Type	Code
Measurement Unit	numeric
M1CH05B	Q5. Does the child need or get physical, occupational, or speech therapy? Q5B. Child #2
Logic	if Q2B=1, ask Q5B

			Frequency	% of total	% of valid
Valid	0	No	185	7.08%	80.09%
	1	Yes	43	1.64%	18.61%
	3	Don't know	3	0.11%	1.3%
		Total	231	8.84%	100%
Missing	97	Legitimate skip	2383	91.16%	
		Total	2,383	91.16%	

Valid	Invalid	Minimum	Maximum
231	2383	0	3

M1CH06B - CH06B CHILD2 NEED TREATMENT/COUNSEL- M1

Type	Code
Measurement Unit	numeric
M1CH06B	Q6. Does the child have any kind of emotional, developmental, or behavioral problem for which they need treatment or counseling? Q6B. Child #2

Logic	if Q2B=1, ask Q6B
-------	-------------------

			Frequency	% of total	% of valid
Valid	0	No	80	3.06%	34.78%
	1	Yes	146	5.59%	63.48%
	3	Don't know	4	0.15%	1.74%
Total			230	8.8%	100%
Missing	.	Missing	1	0.04%	
	97	Legitimate skip	2383	91.16%	
Total			2,384	91.2%	

Valid	Invalid	Minimum	Maximum
230	2384	0	3

 M1CH07B - CH07B CHILD2 GET SPECIAL EDUC/IEP- M1

Type	Code
Measurement Unit	numeric
M1CH07B	Q7. Does the child get special education services or have an "IEP" (Individualized Education Program) at school? Q7B. Child #2
Logic	if Q2B=1, ask Q7B

			Frequency	% of total	% of valid
Valid	0	No	149	5.7%	65.07%
	1	Yes	78	2.98%	34.06%
	3	Don't know	2	0.08%	0.87%
Total			229	8.76%	100%
Missing	.	Missing	2	0.08%	
	97	Legitimate skip	2383	91.16%	
Total			2,385	91.24%	

Valid	Invalid	Minimum	Maximum
229	2385	0	3

 M1CH08B - CH08B CHILD2 GET ACCOMMODATIONS/504- M1

Type	Code
Measurement Unit	numeric
M1CH08B	Q8. Does the child get other accommodations at school or have a "504 plan"? Q8B. Child #2
Logic	if Q2B=1, ask Q8B

			Frequency	% of total	% of valid
Valid	0	No	158	6.04%	68.7%
	1	Yes	60	2.3%	26.09%
	3	Don't know	12	0.46%	5.22%
		Total	230	8.8%	100%
Missing	.	Missing	1	0.04%	
	97	Legitimate skip	2383	91.16%	
		Total	2,384	91.2%	

Valid	Invalid	Minimum	Maximum
230	2384	0	3

 M1CH03C - CH03C CHILD3 NEED/USE MED PRESCRIBED- M1

Type	Code
Measurement Unit	numeric
M1CH03C	Q3. Does the child need or use medicine prescribed by a doctor? Q3C. Child #3
Logic	if Q2C=1, ask Q3C

			Frequency	% of total	% of valid
Valid	0	No	62	2.37%	37.58%
	1	Yes	102	3.9%	61.82%
	3	Don't know	1	0.04%	0.61%
		Total	165	6.31%	100%
Missing	97	Legitimate skip	2449	93.69%	
			Total	2,449	93.69%

Valid	Invalid	Minimum	Maximum
165	2449	0	3

 M1CH04C - CH04C CHILD3 NEED/USE MORE MED CARE- M1

Type	Code
Measurement Unit	numeric
M1CH04C	Q4. Does the child need or use more medical care than is usual for most children the same age? Q4C. Child #3
Logic	if Q2C=1, ask Q4C

			Frequency	% of total	% of valid
--	--	--	-----------	------------	------------

Valid	0	No	93	3.56%	56.71%
	1	Yes	63	2.41%	38.41%
	3	Don't know	8	0.31%	4.88%
		Total	164	6.27%	100%
Missing	.	Missing	1	0.04%	
	97	Legitimate skip	2449	93.69%	
		Total	2,450	93.73%	

Valid	Invalid	Minimum	Maximum
164	2450	0	3

 M1CH05C - CH05C CHILD3 NEED/GET THERAPY- M1

Type	Code
Measurement Unit	numeric
M1CH05C	Q5. Does the child need or get physical, occupational, or speech therapy? Q5C. Child #3
Logic	if Q2C=1, ask Q5C

			Frequency	% of total	% of valid
Valid	0	No	114	4.36%	69.09%
	1	Yes	48	1.84%	29.09%
	3	Don't know	3	0.11%	1.82%
		Total	165	6.31%	100%
Missing	97	Legitimate skip	2449	93.69%	
		Total	2,449	93.69%	

Valid	Invalid	Minimum	Maximum
165	2449	0	3

 M1CH06C - CH06C CHILD3 NEED TREATMENT/COUNSEL- M1

Type	Code
Measurement Unit	numeric
M1CH06C	Q6. Does the child have any kind of emotional, developmental, or behavioral problem for which they need treatment or counseling? Q6C. Child #3
Logic	if Q2C=1, ask Q6C

			Frequency	% of total	% of valid
--	--	--	-----------	------------	------------

Valid	0	No	71	2.72%	43.03%
	1	Yes	91	3.48%	55.15%
	3	Don't know	3	0.11%	1.82%
		Total	165	6.31%	100%
Missing	97	Legitimate skip	2449	93.69%	
		Total	2,449	93.69%	

Valid	Invalid	Minimum	Maximum
165	2449	0	3

 M1CH07C - CH07C CHILD3 GET SPECIAL EDUC/IEP- M1

Type	Code
Measurement Unit	numeric
M1CH07C	Q7. Does the child get special education services or have an "IEP" (Individualized Education Program) at school? Q7C. Child #3
Logic	if Q2C=1, ask Q7C

			Frequency	% of total	% of valid
Valid	0	No	103	3.94%	62.42%
	1	Yes	57	2.18%	34.55%
	3	Don't know	5	0.19%	3.03%
		Total	165	6.31%	100%
Missing	97	Legitimate skip	2449	93.69%	
		Total	2,449	93.69%	

Valid	Invalid	Minimum	Maximum
165	2449	0	3

 M1CH08C - CH08C CHILD3 GET ACCOMMODATIONS/504- M1

Type	Code
Measurement Unit	numeric
M1CH08C	Q8. Does the child get other accommodations at school or have a "504 plan"? Q8C. Child #3
Logic	if Q2C=1, ask Q8C

			Frequency	% of total	% of valid
Valid	0	No	112	4.28%	67.88%
	1	Yes	41	1.57%	24.85%
	3	Don't know	12	0.46%	7.27%

		Total	165	6.31%	100%
Missing	97	Legitimate skip	2449	93.69%	
		Total	2,449	93.69%	

Valid	Invalid	Minimum	Maximum
165	2449	0	3

 M1CH03D - CH03D CHILD4 NEED/USE MED PRESCRIBED- M1

Type	Code
Measurement Unit	numeric
M1CH03D	Q3. Does the child need or use medicine prescribed by a doctor? Q3D. Child #4
Logic	if Q2D=1, ask Q3D

			Frequency	% of total	% of valid
Valid	0	No	22	0.84%	36.67%
	1	Yes	38	1.45%	63.33%
	3	Don't know	0	0%	0%
		Total	60	2.3%	100%
Missing	97	Legitimate skip	2554	97.7%	
		Total	2,554	97.7%	

Valid	Invalid	Minimum	Maximum
60	2554	0	1

 M1CH04D - CH04D CHILD4 NEED/USE MORE MED CARE- M1

Type	Code
Measurement Unit	numeric
M1CH04D	Q4. Does the child need or use more medical care than is usual for most children the same age? Q4D. Child #4
Logic	if Q2D=1, ask Q4D

			Frequency	% of total	% of valid
Valid	0	No	24	0.92%	40%
	1	Yes	31	1.19%	51.67%
	3	Don't know	5	0.19%	8.33%
		Total	60	2.3%	100%
Missing	97	Legitimate skip	2554	97.7%	
		Total	2,554	97.7%	

Valid	Invalid	Minimum	Maximum
60	2554	0	3

 M1CH05D - CH05D CHILD4 NEED/GET THERAPY- M1

Type	Code
Measurement Unit	numeric
M1CH05D	Q5. Does the child need or get physical, occupational, or speech therapy? Q5D. Child #4
Logic	if Q2D=1, ask Q5D

			Frequency	% of total	% of valid
Valid	0	No	33	1.26%	55%
	1	Yes	25	0.96%	41.67%
	3	Don't know	2	0.08%	3.33%
Total			60	2.3%	100%
Missing	97	Legitimate skip	2554	97.7%	
		Total	2,554	97.7%	

Valid	Invalid	Minimum	Maximum
60	2554	0	3

 M1CH06D - CH06D CHILD4 NEED TREATMENT/COUNSEL- M1

Type	Code
Measurement Unit	numeric
M1CH06D	Q6. Does the child have any kind of emotional, developmental, or behavioral problem for which they need treatment or counseling? Q6D. Child #4
Logic	if Q2D=1, ask Q6D

			Frequency	% of total	% of valid
Valid	0	No	27	1.03%	45%
	1	Yes	33	1.26%	55%
	3	Don't know	0	0%	0%
Total			60	2.3%	100%
Missing	97	Legitimate skip	2554	97.7%	
		Total	2,554	97.7%	

Valid	Invalid	Minimum	Maximum
60	2554	0	1

 M1CH07D - CH07D CHILD4 GET SPECIAL EDUC/IEP- M1

Type	Code
Measurement Unit	numeric
M1CH07D	Q7. Does the child get special education services or have an "IEP" (Individualized Education Program) at school? Q7D. Child #4
Logic	if Q2D=1, ask Q7D

			Frequency	% of total	% of valid
Valid	0	No	29	1.11%	48.33%
	1	Yes	30	1.15%	50%
	3	Don't know	1	0.04%	1.67%
		Total	60	2.3%	100%
Missing	97	Legitimate skip	2554	97.7%	
		Total	2,554	97.7%	

Valid	Invalid	Minimum	Maximum
60	2554	0	3

 M1CH08D - CH08D CHILD4 GET ACCOMMODATIONS/504- M1

Type	Code
Measurement Unit	numeric
M1CH08D	Q8. Does the child get other accommodations at school or have a "504 plan"? Q8D. Child #4
Logic	if Q2D=1, ask Q8D

			Frequency	% of total	% of valid
Valid	0	No	41	1.57%	68.33%
	1	Yes	15	0.57%	25%
	3	Don't know	4	0.15%	6.67%
		Total	60	2.3%	100%
Missing	97	Legitimate skip	2554	97.7%	
		Total	2,554	97.7%	

Valid	Invalid	Minimum	Maximum
60	2554	0	3

 M1CH03E - CH03E CHILD5 NEED/USE MED PRESCRIBED- M1

Type	Code
Measurement Unit	numeric
M1CH03E	Q3. Does the child need or use medicine prescribed by a doctor? Q3E. Child #5
Logic	if Q2E=1, ask Q3E

			Frequency	% of total	% of valid
Valid	0	No	8	0.31%	44.44%
	1	Yes	10	0.38%	55.56%
	3	Don't know	0	0%	0%
Total			18	0.69%	100%
Missing	.	Missing	1	0.04%	
	97	Legitimate skip	2595	99.27%	
Total			2,596	99.31%	

Valid	Invalid	Minimum	Maximum
18	2596	0	1

M1CH04E - CH04E CHILD5 NEED/USE MORE MED CARE- M1

Type	Code
Measurement Unit	numeric
M1CH04E	Q4. Does the child need or use more medical care than is usual for most children the same age? Q4E. Child #5
Logic	if Q2E=1, ask Q4E

			Frequency	% of total	% of valid
Valid	0	No	9	0.34%	50%
	1	Yes	8	0.31%	44.44%
	3	Don't know	1	0.04%	5.56%
Total			18	0.69%	100%
Missing	.	Missing	1	0.04%	
	97	Legitimate skip	2595	99.27%	
Total			2,596	99.31%	

Valid	Invalid	Minimum	Maximum
18	2596	0	3

M1CH05E - CH05E CHILD5 NEED/GET THERAPY- M1

Type	Code
------	------

Measurement Unit	numeric
M1CH05E	Q5. Does the child need or get physical, occupational, or speech therapy? Q5E. Child #5
Logic	if Q2E=1, ask Q5E

			Frequency	% of total	% of valid
Valid	0	No	9	0.34%	50%
	1	Yes	9	0.34%	50%
	3	Don't know	0	0%	0%
Total			18	0.69%	100%
Missing	.	Missing	1	0.04%	
	97	Legitimate skip	2595	99.27%	
Total			2,596	99.31%	

Valid	Invalid	Minimum	Maximum
18	2596	0	1

 M1CH06E - CH06E CHILD5 NEED TREATMENT/COUNSEL- M1

Type	Code
Measurement Unit	numeric
M1CH06E	Q6. Does the child have any kind of emotional, developmental, or behavioral problem for which they need treatment or counseling? Q6E. Child #5
Logic	if Q2E=1, ask Q6E

			Frequency	% of total	% of valid
Valid	0	No	7	0.27%	36.84%
	1	Yes	12	0.46%	63.16%
	3	Don't know	0	0%	0%
Total			19	0.73%	100%
Missing	97	Legitimate skip	2595	99.27%	
	Total		2,595	99.27%	

Valid	Invalid	Minimum	Maximum
19	2595	0	1

 M1CH07E - CH07E CHILD5 GET SPECIAL EDUC/IEP- M1

Type	Code
Measurement Unit	numeric

M1CH07E	Q7. Does the child get special education services or have an "IEP" (Individualized Education Program) at school? Q7E. Child #5
Logic	if Q2E=1, ask Q7E

			Frequency	% of total	% of valid
Valid	0	No	10	0.38%	52.63%
	1	Yes	9	0.34%	47.37%
	3	Don't know	0	0%	0%
		Total	19	0.73%	100%
Missing	97	Legitimate skip	2595	99.27%	
		Total	2,595	99.27%	

Valid	Invalid	Minimum	Maximum
19	2595	0	1

 M1CH08E - CH08E CHILD5 GET ACCOMMODATIONS/504- M1

Type	Code
Measurement Unit	numeric
M1CH08E	Q8. Does the child get other accommodations at school or have a "504 plan"? Q8E. Child #5
Logic	if Q2E=1, ask Q8E

			Frequency	% of total	% of valid
Valid	0	No	15	0.57%	78.95%
	1	Yes	3	0.11%	15.79%
	3	Don't know	1	0.04%	5.26%
		Total	19	0.73%	100%
Missing	97	Legitimate skip	2595	99.27%	
		Total	2,595	99.27%	

Valid	Invalid	Minimum	Maximum
19	2595	0	3

 M1CH03F - CH03F CHILD6 NEED/USE MED PRESCRIBED- M1

Type	Code
Measurement Unit	numeric
M1CH03F	Q3. Does the child need or use medicine prescribed by a doctor? Q3F. Child #6
Logic	if Q2F=1, ask Q3F

			Frequency	% of total	% of valid
Valid	0	No	1	0.04%	14.29%
	1	Yes	5	0.19%	71.43%
	3	Don't know	1	0.04%	14.29%
		Total	7	0.27%	100%
Missing	97	Legitimate skip	2607	99.73%	
		Total	2,607	99.73%	

Valid	Invalid	Minimum	Maximum
7	2607	0	3

 M1CH04F - CH04F CHILD6 NEED/USE MORE MED CARE- M1

Type	Code
Measurement Unit	numeric
M1CH04F	Q4. Does the child need or use more medical care than is usual for most children the same age? Q4F. Child #6
Logic	if Q2F=1, ask Q4F

			Frequency	% of total	% of valid
Valid	0	No	6	0.23%	85.71%
	1	Yes	1	0.04%	14.29%
	3	Don't know	0	0%	0%
		Total	7	0.27%	100%
Missing	97	Legitimate skip	2607	99.73%	
		Total	2,607	99.73%	

Valid	Invalid	Minimum	Maximum
7	2607	0	1

 M1CH05F - CH05F CHILD6 NEED/GET THERAPY- M1

Type	Code
Measurement Unit	numeric
M1CH05F	Q5. Does the child need or get physical, occupational, or speech therapy? Q5F. Child #6
Logic	if Q2F=1, ask Q5F

			Frequency	% of total	% of valid
--	--	--	-----------	------------	------------

Valid	0	No	4	0.15%	57.14%
	1	Yes	3	0.11%	42.86%
	3	Don't know	0	0%	0%
		Total	7	0.27%	100%
Missing	97	Legitimate skip	2607	99.73%	
		Total	2,607	99.73%	

Valid	Invalid	Minimum	Maximum
7	2607	0	1

 M1CH06F - CH06F CHILD6 NEED TREATMENT/COUNSEL- M1

Type	Code
Measurement Unit	numeric
M1CH06F	Q6. Does the child have any kind of emotional, developmental, or behavioral problem for which they need treatment or counseling? Q6F. Child #6
Logic	if Q2F=1, ask Q6F

			Frequency	% of total	% of valid
Valid	0	No	3	0.11%	42.86%
	1	Yes	4	0.15%	57.14%
	3	Don't know	0	0%	0%
		Total	7	0.27%	100%
Missing	97	Legitimate skip	2607	99.73%	
		Total	2,607	99.73%	

Valid	Invalid	Minimum	Maximum
7	2607	0	1

 M1CH07F - CH07F CHILD6 GET SPECIAL EDUC/IEP- M1

Type	Code
Measurement Unit	numeric
M1CH07F	Q7. Does the child get special education services or have an "IEP" (Individualized Education Program) at school? Q7F. Child #6
Logic	if Q2F=1, ask Q7F

			Frequency	% of total	% of valid
--	--	--	-----------	------------	------------

Valid	0	No	5	0.19%	71.43%
	1	Yes	2	0.08%	28.57%
	3	Don't know	0	0%	0%
		Total	7	0.27%	100%
Missing	97	Legitimate skip	2607	99.73%	
		Total	2,607	99.73%	

Valid	Invalid	Minimum	Maximum
7	2607	0	1

 M1CH08F - CH08F CHILD6 GET ACCOMMODATIONS/504- M1

Type	Code
Measurement Unit	numeric
M1CH08F	Q8. Does the child get other accommodations at school or have a "504 plan"? Q8F. Child #6
Logic	if Q2F=1, ask Q8F

			Frequency	% of total	% of valid
Valid	0	No	5	0.19%	71.43%
	1	Yes	2	0.08%	28.57%
	3	Don't know	0	0%	0%
		Total	7	0.27%	100%
Missing	97	Legitimate skip	2607	99.73%	
		Total	2,607	99.73%	

Valid	Invalid	Minimum	Maximum
7	2607	0	1

 M1CH03G - CH03G CHILD7 NEED/USE MED PRESCRIBED- M1

Type	Code
Measurement Unit	numeric
M1CH03G	Q3. Does the child need or use medicine prescribed by a doctor? Q3G. Child #7
Logic	if Q2G=1, ask Q3G

			Frequency	% of total	% of valid
Valid	0	No	0	0%	0%
	1	Yes	1	0.04%	100%
	3	Don't know	0	0%	0%
		Total	1	0.04%	100%

Missing	97	Legitimate skip	2613	99.96%	
		Total	2,613	99.96%	

Valid	Invalid	Minimum	Maximum
1	2613	1	1

 M1CH04G - CH04G CHILD7 NEED/USE MORE MED CARE- M1

Type	Code
Measurement Unit	numeric
M1CH04G	Q4. Does the child need or use more medical care than is usual for most children the same age? Q4G. Child #7
Logic	if Q2G=1, ask Q4G

			Frequency	% of total	% of valid
Valid	0	No	0	0%	0%
	1	Yes	1	0.04%	100%
	3	Don't know	0	0%	0%
		Total	1	0.04%	100%
Missing	97	Legitimate skip	2613	99.96%	
		Total	2,613	99.96%	

Valid	Invalid	Minimum	Maximum
1	2613	1	1

 M1CH05G - CH05G CHILD7 NEED/GET THERAPY- M1

Type	Code
Measurement Unit	numeric
M1CH05G	Q5. Does the child need or get physical, occupational, or speech therapy? Q5G. Child #7
Logic	if Q2G=1, ask Q5G

			Frequency	% of total	% of valid
Valid	0	No	0	0%	0%
	1	Yes	1	0.04%	100%
	3	Don't know	0	0%	0%
		Total	1	0.04%	100%
Missing	97	Legitimate skip	2613	99.96%	
		Total	2,613	99.96%	

Valid	Invalid	Minimum	Maximum
1	2613	1	1

 M1CH06G - CH06G CHILD7 NEED TREATMENT/COUNSEL- M1

Type	Code
Measurement Unit	numeric
M1CH06G	Q6. Does the child have any kind of emotional, developmental, or behavioral problem for which they need treatment or counseling? Q6G. Child #7
Logic	if Q2G=1, ask Q6G

			Frequency	% of total	% of valid
Valid	0	No	0	0%	0%
	1	Yes	1	0.04%	100%
	3	Don't know	0	0%	0%
Total			1	0.04%	100%
Missing	97	Legitimate skip	2613	99.96%	
		Total	2,613	99.96%	

Valid	Invalid	Minimum	Maximum
1	2613	1	1

 M1CH07G - CH07G CHILD7 GET SPECIAL EDUC/IEP- M1

Type	Code
Measurement Unit	numeric
M1CH07G	Q7. Does the child get special education services or have an "IEP" (Individualized Education Program) at school? Q7G. Child #7
Logic	if Q2G=1, ask Q7G

			Frequency	% of total	% of valid
Valid	0	No	1	0.04%	100%
	1	Yes	0	0%	0%
	3	Don't know	0	0%	0%
Total			1	0.04%	100%
Missing	97	Legitimate skip	2613	99.96%	
		Total	2,613	99.96%	

Valid	Invalid	Minimum	Maximum
1	2613	0	0

 M1CH08G - CH08G CHILD7 GET ACCOMMODATIONS/504- M1

Type	Code
Measurement Unit	numeric
M1CH08G	Q8. Does the Child get other accommodations at school or have a "504 plan"? Q8G. Child #7
Logic	if Q2G=1, ask Q8G

			Frequency	% of total	% of valid
Valid	0	No	1	0.04%	100%
	1	Yes	0	0%	0%
	3	Don't know	0	0%	0%
		Total	1	0.04%	100%
Missing	97	Legitimate skip	2613	99.96%	
		Total	2,613	99.96%	

Valid	Invalid	Minimum	Maximum
1	2613	0	0

 M1CH03H - CH03H CHILD8 NEED/USE MED PRESCRIBED- M1

Type	Code
Measurement Unit	numeric
M1CH03H	Q3. Does the child need or use medicine prescribed by a doctor? Q3H. Child #8
Logic	if Q2H=1, ask Q3H

			Frequency
Valid	0	No	0
	1	Yes	0
	3	Don't know	0
Missing	97	Legitimate skip	2614

Valid	Invalid
0	2614

 M1CH04H - CH04H CHILD8 NEED/USE MORE MED CARE- M1

Type	Code
Measurement Unit	numeric

M1CH04H	Q4. Does the child need or use more medical care than is usual for most children the same age? Q4H. Child #8
Logic	if Q2H=1, ask Q4H

			Frequency
Valid	0	No	0
	1	Yes	0
	3	Don't know	0
Missing	97	Legitimate skip	2614

Valid	Invalid
0	2614

 M1CH05H - CH05H CHILD8 NEED/GET THERAPY- M1

Type	Code
Measurement Unit	numeric
M1CH05H	Q5. Does the child need or get physical, occupational, or speech therapy? Q5H. Child #8
Logic	if Q2H=1, ask Q5H

			Frequency
Valid	0	No	0
	1	Yes	0
	3	Don't know	0
Missing	97	Legitimate skip	2614

Valid	Invalid
0	2614

 M1CH06H - CH06H CHILD8 NEED TREATMENT/COUNSEL- M1

Type	Code
Measurement Unit	numeric
M1CH06H	Q6. Does the child have any kind of emotional, developmental, or behavioral problem for which they need treatment or counseling? Q6H. Child #8
Logic	if Q2H=1, ask Q6H

			Frequency
Valid	0	No	0
	1	Yes	0
	3	Don't know	0

Missing	97	Legitimate skip	2614
---------	----	-----------------	------

Valid	Invalid
0	2614

 M1CH07H - CH07H CHILD8 GET SPECIAL EDUC/IEP- M1

Type	Code
Measurement Unit	numeric
M1CH07H	Q7. Does the child get special education services or have an "IEP" (Individualized Education Program) at school? Q7H. Child #8
Logic	if Q2H=1, ask Q7H

			Frequency
Valid	0	No	0
	1	Yes	0
	3	Don't know	0
Missing	97	Legitimate skip	2614

Valid	Invalid
0	2614

 M1CH08H - CH08H CHILD8 GET ACCOMMODATIONS/504- M1

Type	Code
Measurement Unit	numeric
M1CH08H	Q8. Does the child get other accommodations at school or have a "504 plan"? Q8H. Child #8
Logic	if Q2H=1, ask Q8H

			Frequency
Valid	0	No	0
	1	Yes	0
	3	Don't know	0
Missing	97	Legitimate skip	2614

Valid	Invalid
0	2614

 M1CH03I - CH03I CHILD9 NEED/USE MED PRESCRIBED- M1

Type	Code
Measurement Unit	numeric

M1CH03I	Q3. Does the child need or use medicine prescribed by a doctor? Q3I. Child #9
Logic	if Q2I=1, ask Q3I

			Frequency
Valid	0	No	0
	1	Yes	0
	3	Don't know	0
Missing	97	Legitimate skip	2614

Valid	Invalid
0	2614

 M1CH04I - CH04I CHILD9 NEED/USE MORE MED CARE- M1

Type	Code
Measurement Unit	numeric
M1CH04I	Q4. Does the child need or use more medical care than is usual for most children the same age? Q4I. Child #9
Logic	if Q2I=1, ask Q4I

			Frequency
Valid	0	No	0
	1	Yes	0
	3	Don't know	0
Missing	97	Legitimate skip	2614

Valid	Invalid
0	2614

 M1CH05I - CH05I CHILD9 NEED/GET THERAPY- M1

Type	Code
Measurement Unit	numeric
M1CH05I	Q5. Does the child need or get physical, occupational, or speech therapy? Q5I. Child #9
Logic	if Q2I=1, ask Q5I

			Frequency
Valid	0	No	0
	1	Yes	0
	3	Don't know	0
Missing	97	Legitimate skip	2614

Valid	Invalid
0	2614

 M1CH06I - CH06I CHILD9 NEED TREATMENT/COUNSEL- M1

Type	Code
Measurement Unit	numeric
M1CH06I	Q6. Does the child have any kind of emotional, developmental, or behavioral problem for which they need treatment or counseling? Q6I. Child #9
Logic	if Q2I=1, ask Q6I

			Frequency
Valid	0	No	0
	1	Yes	0
	3	Don't know	0
Missing	97	Legitimate skip	2614

Valid	Invalid
0	2614

 M1CH07I - CH07I CHILD9 GET SPECIAL EDUC/IEP- M1

Type	Code
Measurement Unit	numeric
M1CH07I	Q7. Does the child get special education services or have an "IEP" (Individualized Education Program) at school? Q7I. Child #9
Logic	if Q2I=1, ask Q7I

			Frequency
Valid	0	No	0
	1	Yes	0
	3	Don't know	0
Missing	97	Legitimate skip	2614

Valid	Invalid
0	2614

 M1CH08I - CH08I CHILD9 GET ACCOMMODATIONS/504- M1

Type	Code
Measurement Unit	numeric

M1CH08I	Q8. Does the child get other accommodations at school or have a "504 plan"? Q8I. Child #9
Logic	if Q2I=1, ask Q8I

			Frequency
Valid	0	No	0
	1	Yes	0
	3	Don't know	0
Missing	97	Legitimate skip	2614

Valid	Invalid
0	2614

M1CH03J - CH03J CHILD10 NEED/USE MED PRESCRIBED-M1

Type	Code
Measurement Unit	numeric
M1CH03J	Q3. Does the child need or use medicine prescribed by a doctor? Q3J. Child #10
Logic	if Q2J=1, ask Q3J

			Frequency
Valid	0	No	0
	1	Yes	0
	3	Don't know	0
Missing	97	Legitimate skip	2614

Valid	Invalid
0	2614

M1CH04J - CH04J CHILD10 NEED/USE MORE MED CARE- M1

Type	Code
Measurement Unit	numeric
M1CH04J	Q4. Does the child need or use more medical care than is usual for most children the same age? Q4J. Child #10
Logic	if Q2J=1, ask Q4J

			Frequency
Valid	0	No	0
	1	Yes	0
	3	Don't know	0
Missing	97	Legitimate skip	2614

Valid	Invalid
0	2614

 M1CH05J - CH05J CHILD10 NEED/GET THERAPY- M1

Type	Code
Measurement Unit	numeric
M1CH05J	Q5. Does the child need or get physical, occupational, or speech therapy? Q5J. Child #10
Logic	if Q2J=1, ask Q5J

			Frequency
Valid	0	No	0
	1	Yes	0
	3	Don't know	0
Missing	97	Legitimate skip	2614

Valid	Invalid
0	2614

 M1CH06J - CH06J CHILD10 NEED TREATMENT/COUNSEL- M1

Type	Code
Measurement Unit	numeric
M1CH06J	Q6. Does the child have any kind of emotional, developmental, or behavioral problem for which they need treatment or counseling? Q6J. Child #10
Logic	if Q2J=1, ask Q6J

			Frequency
Valid	0	No	0
	1	Yes	0
	3	Don't know	0
Missing	97	Legitimate skip	2614

Valid	Invalid
0	2614

 M1CH07J - CH07J CHILD10 GET SPECIAL EDUC/IEP- M1

Type	Code
Measurement Unit	numeric

M1CH07J	Q7. Does the child get special education services or have an "IEP" (Individualized Education Program) at school? Q7J. Child #10
Logic	if Q2J=1, ask Q7J

			Frequency
Valid	0	No	0
	1	Yes	0
	3	Don't know	0
Missing	97	Legitimate skip	2614

Valid	Invalid
0	2614

 M1CH08J - CH08J CHILD10 GET ACCOMMODATIONS/504- M1

Type	Code
Measurement Unit	numeric
M1CH08J	Q8. Does the child get other accommodations at school or have a "504 plan"? Q8J. Child #10
Logic	if Q2J=1, ask Q8J

			Frequency
Valid	0	No	0
	1	Yes	0
	3	Don't know	0
Missing	97	Legitimate skip	2614

Valid	Invalid
0	2614

 M1CH03K - CH03K CHILD11 NEED/USE MED PRESCRIBED-M1

Type	Code
Measurement Unit	numeric
M1CH03K	Q3. Does the child need or use medicine prescribed by a doctor? Q3K. Child #11
Logic	if Q2K=1, ask Q3K

			Frequency
Valid	0	No	0
	1	Yes	0
	3	Don't know	0
Missing	97	Legitimate skip	2614

Valid	Invalid
0	2614

 M1CH04K - CH04K CHILD11 NEED/USE MORE MED CARE- M1

Type	Code
Measurement Unit	numeric
M1CH04K	Q4. Does the child need or use more medical care than is usual for most children the same age? Q4K. Child #11
Logic	if Q2K=1, ask Q4K

			Frequency
Valid	0	No	0
	1	Yes	0
	3	Don't know	0
Missing	97	Legitimate skip	2614

Valid	Invalid
0	2614

 M1CH05K - CH05K CHILD11 NEED/GET THERAPY- M1

Type	Code
Measurement Unit	numeric
M1CH05K	Q5. Does the child need or get physical, occupational, or speech therapy? Q5K. Child #11
Logic	if Q2K=1, ask Q5K

			Frequency
Valid	0	No	0
	1	Yes	0
	3	Don't know	0
Missing	97	Legitimate skip	2614

Valid	Invalid
0	2614

 M1CH06K - CH06K CHILD11 NEED TREATMENT/COUNSEL- M1

Type	Code
Measurement Unit	numeric

M1CH06K	Q6. Does the child have any kind of emotional, developmental, or behavioral problem for which they need treatment or counseling? Q6K. Child #11
Logic	if Q2K=1, ask Q6K

			Frequency
Valid	0	No	0
	1	Yes	0
	3	Don't know	0
Missing	97	Legitimate skip	2614

Valid	Invalid
0	2614

 M1CH07K - CH07K CHILD11 GET SPECIAL EDUC/IEP- M1

Type	Code
Measurement Unit	numeric
M1CH07K	Q7. Does the child get special education services or have an "IEP" (Individualized Education Program) at school? Q7K. Child #11
Logic	if Q2K=1, ask Q7K

			Frequency
Valid	0	No	0
	1	Yes	0
	3	Don't know	0
Missing	97	Legitimate skip	2614

Valid	Invalid
0	2614

 M1CH08K - CH08K CHILD11 GET ACCOMMODATIONS/504- M1

Type	Code
Measurement Unit	numeric
M1CH08K	Q8. Does the child get other accommodations at school or have a "504 plan"? Q8K. Child #11
Logic	if Q2K=1, ask Q8K

			Frequency
Valid	0	No	0
	1	Yes	0
	3	Don't know	0

Missing	97	Legitimate skip	2614
---------	----	-----------------	------

Valid	Invalid
0	2614

 M1CH03L - CH03L CHILD12 NEED/USE MED PRESCRIBED-M1

Type	Code
Measurement Unit	numeric
M1CH03L	Q3. Does the child need or use medicine prescribed by a doctor? Q3L. Child #12
Logic	if Q2L=1, ask Q3L

			Frequency
Valid	0	No	0
	1	Yes	0
	3	Don't know	0
Missing	97	Legitimate skip	2614

Valid	Invalid
0	2614

 M1CH04L - CH04L CHILD12 NEED/USE MORE MED CARE- M1

Type	Code
Measurement Unit	numeric
M1CH04L	Q4. Does the child need or use more medical care than is usual for most children the same age? Q4L. Child #12
Logic	if Q2L=1, ask Q4L

			Frequency
Valid	0	No	0
	1	Yes	0
	3	Don't know	0
Missing	97	Legitimate skip	2614

Valid	Invalid
0	2614

 M1CH05L - CH05L CHILD12 NEED/GET THERAPY- M1

Type	Code
Measurement Unit	numeric

M1CH05L	Q5. Does the child need or get physical, occupational, or speech therapy? Q5L. Child #12
Logic	if Q2L=1, ask Q5L

			Frequency
Valid	0	No	0
	1	Yes	0
	3	Don't know	0
Missing	97	Legitimate skip	2614

Valid	Invalid
0	2614

 M1CH06L - CH06L CHILD12 NEED TREATMENT/COUNSEL- M1

Type	Code
Measurement Unit	numeric
M1CH06L	Q6. Does the child have any kind of emotional, developmental, or behavioral problem for which they need treatment or counseling? Q6L. Child #12
Logic	if Q2L=1, ask Q6L

			Frequency
Valid	0	No	0
	1	Yes	0
	3	Don't know	0
Missing	97	Legitimate skip	2614

Valid	Invalid
0	2614

 M1CH07L - CH07L CHILD12 GET SPECIAL EDUC/IEP- M1

Type	Code
Measurement Unit	numeric
M1CH07L	Q7. Does the child get special education services or have an "IEP" (Individualized Education Program) at school? Q7L. Child #12
Logic	if Q2L=1, ask Q7L

			Frequency
Valid	0	No	0
	1	Yes	0
	3	Don't know	0

Missing	97	Legitimate skip	2614
---------	----	-----------------	------

Valid	Invalid
0	2614

 M1CH08L - CH08L CHILD12 GET ACCOMMODATIONS/504- M1

Type	Code
Measurement Unit	numeric
M1CH08L	Q8. Does the child get other accommodations at school or have a "504 plan"? Q8L. Child #12
Logic	if Q2L=1, ask Q8L

			Frequency
Valid	0	No	0
	1	Yes	0
	3	Don't know	0
Missing	97	Legitimate skip	2614

Valid	Invalid
0	2614

 M1CH03M - CH03M CHILD13 NEED/USE MED PRESCRIBED-M1

Type	Code
Measurement Unit	numeric
M1CH03M	Q3. Does the child need or use medicine prescribed by a doctor? Q3M. Child #13
Logic	if Q2M=1, ask Q3M

			Frequency	% of total	% of valid
Valid	0	No	6	0.23%	18.18%
	1	Yes	22	0.84%	66.67%
	3	Don't know	5	0.19%	15.15%
		Total	33	1.26%	100%
Missing	.	Missing	1	0.04%	
	97	Legitimate skip	2580	98.7%	
		Total	2,581	98.74%	

Valid	Invalid	Minimum	Maximum
33	2581	0	3

 M1CH04M - CH04M CHILD13 NEED/USE MORE MED CARE- M1

Type	Code
Measurement Unit	numeric
M1CH04M	Q4. Does the child need or use more medical care than is usual for most children the same age? Q4M. Child #13
Logic	if Q2M=1, ask Q4M

			Frequency	% of total	% of valid
Valid	0	No	15	0.57%	44.12%
	1	Yes	11	0.42%	32.35%
	3	Don't know	8	0.31%	23.53%
		Total	34	1.3%	100%
Missing	97	Legitimate skip	2580	98.7%	
		Total	2,580	98.7%	

Valid	Invalid	Minimum	Maximum
34	2580	0	3

 M1CH05M - CH05M CHILD13 NEED/GET THERAPY- M1

Type	Code
Measurement Unit	numeric
M1CH05M	Q5. Does the child need or get physical, occupational, or speech therapy? Q5M. Child #13
Logic	if Q2M=1, ask Q5M

			Frequency	% of total	% of valid
Valid	0	No	27	1.03%	79.41%
	1	Yes	2	0.08%	5.88%
	3	Don't know	5	0.19%	14.71%
		Total	34	1.3%	100%
Missing	97	Legitimate skip	2580	98.7%	
		Total	2,580	98.7%	

Valid	Invalid	Minimum	Maximum
34	2580	0	3

 M1CH06M - CH06M CHILD13 NEED TREATMENT/COUNSEL- M1

Type	Code
Measurement Unit	numeric

M1CH06M	Q6. Does the child have any kind of emotional, developmental, or behavioral problem for which they need treatment or counseling? Q6M. Child #13
Logic	if Q2M=1, ask Q6M

			Frequency	% of total	% of valid
Valid	0	No	11	0.42%	32.35%
	1	Yes	20	0.77%	58.82%
	3	Don't know	3	0.11%	8.82%
		Total	34	1.3%	100%
Missing	97	Legitimate skip	2580	98.7%	
		Total	2,580	98.7%	

Valid	Invalid	Minimum	Maximum
34	2580	0	3

 M1CH07M - CH07M CHILD13 GET SPECIAL EDUC/IEP- M1

Type	Code
Measurement Unit	numeric
M1CH07M	Q7. Does the child get special education services or have an "IEP" (Individualized Education Program) at school? Q7M. Child #13
Logic	if Q2M=1, ask Q7M

			Frequency	% of total	% of valid
Valid	0	No	23	0.88%	67.65%
	1	Yes	8	0.31%	23.53%
	3	Don't know	3	0.11%	8.82%
		Total	34	1.3%	100%
Missing	97	Legitimate skip	2580	98.7%	
		Total	2,580	98.7%	

Valid	Invalid	Minimum	Maximum
34	2580	0	3

 M1CH08M - CH08M CHILD13 GET ACCOMMODATIONS/504- M1

Type	Code
Measurement Unit	numeric
M1CH08M	Q8. Does the child get other accommodations at school or have a "504 plan"? Q8M. Child #13

Logic	if Q2M=1, ask Q8M
-------	-------------------

			Frequency	% of total	% of valid
Valid	0	No	27	1.03%	79.41%
	1	Yes	3	0.11%	8.82%
	3	Don't know	4	0.15%	11.76%
Total			34	1.3%	100%
Missing	97	Legitimate skip	2580	98.7%	
	Total		2,580	98.7%	

Valid	Invalid	Minimum	Maximum
34	2580	0	3

 M1CH03N - CH03N CHILD14 NEED/USE MED PRESCRIBED-M1

Type	Code
Measurement Unit	numeric
M1CH03N	Q3. Does the child need or use medicine prescribed by a doctor? Q3N. Child #14
Logic	if Q2N=1, ask Q3N

			Frequency	% of total	% of valid
Valid	0	No	6	0.23%	25%
	1	Yes	18	0.69%	75%
	3	Don't know	0	0%	0%
Total			24	0.92%	100%
Missing	97	Legitimate skip	2590	99.08%	
	Total		2,590	99.08%	

Valid	Invalid	Minimum	Maximum
24	2590	0	1

 M1CH04N - CH04N CHILD14 NEED/USE MORE MED CARE- M1

Type	Code
Measurement Unit	numeric
M1CH04N	Q4. Does the child need or use more medical care than is usual for most children the same age? Q4N. Child #14
Logic	if Q2N=1, ask Q4N

			Frequency	% of total	% of valid
--	--	--	-----------	------------	------------

Valid	0	No	13	0.5%	56.52%
	1	Yes	10	0.38%	43.48%
	3	Don't know	0	0%	0%
		Total	23	0.88%	100%
Missing	.	Missing	1	0.04%	
	97	Legitimate skip	2590	99.08%	
		Total	2,591	99.12%	

Valid	Invalid	Minimum	Maximum
23	2591	0	1

 M1CH05N - CH05N CHILD14 NEED/GET THERAPY- M1

Type	Code
Measurement Unit	numeric
M1CH05N	Q5. Does the child need or get physical, occupational, or speech therapy? Q5N. Child #14
Logic	if Q2N=1, ask Q5N

			Frequency	% of total	% of valid
Valid	0	No	23	0.88%	95.83%
	1	Yes	1	0.04%	4.17%
	3	Don't know	0	0%	0%
		Total	24	0.92%	100%
Missing	97	Legitimate skip	2590	99.08%	
		Total	2,590	99.08%	

Valid	Invalid	Minimum	Maximum
24	2590	0	1

 M1CH06N - CH06N CHILD14 NEED TREATMENT/COUNSEL- M1

Type	Code
Measurement Unit	numeric
M1CH06N	Q6. Does the child have any kind of emotional, developmental, or behavioral problem for which they need treatment or counseling? Q6N. Child #14
Logic	if Q2N=1, ask Q6N

			Frequency	% of total	% of valid
--	--	--	-----------	------------	------------

Valid	0	No	7	0.27%	29.17%
	1	Yes	16	0.61%	66.67%
	3	Don't know	1	0.04%	4.17%
		Total	24	0.92%	100%
Missing	97	Legitimate skip	2590	99.08%	
		Total	2,590	99.08%	

Valid	Invalid	Minimum	Maximum
24	2590	0	3

 M1CH07N - CH07N CHILD14 GET SPECIAL EDUC/IEP- M1

Type	Code
Measurement Unit	numeric
M1CH07N	Q7. Does the child get special education services or have an "IEP" (Individualized Education Program) at school? Q7N. Child #14
Logic	if Q2N=1, ask Q7N

			Frequency	% of total	% of valid
Valid	0	No	17	0.65%	70.83%
	1	Yes	7	0.27%	29.17%
	3	Don't know	0	0%	0%
		Total	24	0.92%	100%
Missing	97	Legitimate skip	2590	99.08%	
		Total	2,590	99.08%	

Valid	Invalid	Minimum	Maximum
24	2590	0	1

 M1CH08N - CH08N CHILD14 GET ACCOMMODATIONS/504- M1

Type	Code
Measurement Unit	numeric
M1CH08N	Q8. Does the child get other accommodations at school or have a "504 plan"? Q8N. Child #14
Logic	if Q2N=1, ask Q8N

			Frequency	% of total	% of valid
Valid	0	No	18	0.69%	75%
	1	Yes	4	0.15%	16.67%
	3	Don't know	2	0.08%	8.33%

		Total	24	0.92%	100%
Missing	97	Legitimate skip	2590	99.08%	
		Total	2,590	99.08%	

Valid	Invalid	Minimum	Maximum
24	2590	0	3

 M1CH030 - CH030 CHILD15 NEED/USE MED PRESCRIBED-M1

Type	Code
Measurement Unit	numeric
M1CH030	Q3. Does the child need or use medicine prescribed by a doctor? Q30. Child #15
Logic	if Q20=1, ask Q30

			Frequency	% of total	% of valid
Valid	0	No	1	0.04%	25%
	1	Yes	3	0.11%	75%
	3	Don't know	0	0%	0%
		Total	4	0.15%	100%
Missing	97	Legitimate skip	2610	99.85%	
		Total	2,610	99.85%	

Valid	Invalid	Minimum	Maximum
4	2610	0	1

 M1CH040 - CH040 CHILD15 NEED/USE MORE MED CARE- M1

Type	Code
Measurement Unit	numeric
M1CH040	Q4. Does the child need or use more medical care than is usual for most children the same age? Q40. Child #15
Logic	if Q20=1, ask Q40

			Frequency	% of total	% of valid
Valid	0	No	1	0.04%	25%
	1	Yes	3	0.11%	75%
	3	Don't know	0	0%	0%
		Total	4	0.15%	100%
Missing	97	Legitimate skip	2610	99.85%	
		Total	2,610	99.85%	

Valid	Invalid	Minimum	Maximum
4	2610	0	1

 M1CH050 - CH050 CHILD15 NEED/GET THERAPY- M1

Type	Code
Measurement Unit	numeric
M1CH050	Q5. Does the child need or get physical, occupational, or speech therapy? Q50. Child #15
Logic	if Q20=1, ask Q50

			Frequency	% of total	% of valid
Valid	0	No	3	0.11%	75%
	1	Yes	0	0%	0%
	3	Don't know	1	0.04%	25%
Total			4	0.15%	100%
Missing	97	Legitimate skip	2610	99.85%	
		Total	2,610	99.85%	

Valid	Invalid	Minimum	Maximum
4	2610	0	3

 M1CH060 - CH060 CHILD15 NEED TREATMENT/COUNSEL- M1

Type	Code
Measurement Unit	numeric
M1CH060	Q6. Does the child have any kind of emotional, developmental, or behavioral problem for which they need treatment or counseling? Q60. Child #15
Logic	if Q20=1, ask Q60

			Frequency	% of total	% of valid
Valid	0	No	0	0%	0%
	1	Yes	4	0.15%	100%
	3	Don't know	0	0%	0%
Total			4	0.15%	100%
Missing	97	Legitimate skip	2610	99.85%	
		Total	2,610	99.85%	

Valid	Invalid	Minimum	Maximum
4	2610	1	1

 M1CH070 - CH070 CHILD15 GET SPECIAL EDUC/IEP- M1

Type	Code
Measurement Unit	numeric
M1CH070	Q7. Does the child get special education services or have an "IEP" (Individualized Education Program) at school? Q70. Child #15
Logic	if Q20=1, ask Q70

			Frequency	% of total	% of valid
Valid	0	No	1	0.04%	25%
	1	Yes	2	0.08%	50%
	3	Don't know	1	0.04%	25%
		Total	4	0.15%	100%
Missing	97	Legitimate skip	2610	99.85%	
	Total		2,610	99.85%	

Valid	Invalid	Minimum	Maximum
4	2610	0	3

 M1CH080 - CH080 CHILD15 GET ACCOMMODATIONS/504- M1

Type	Code
Measurement Unit	numeric
M1CH080	Q8. Does the child get other accommodations at school or have a "504 plan"? Q80. Child #15
Logic	if Q20=1, ask Q80

			Frequency	% of total	% of valid
Valid	0	No	1	0.04%	25%
	1	Yes	1	0.04%	25%
	3	Don't know	2	0.08%	50%
		Total	4	0.15%	100%
Missing	97	Legitimate skip	2610	99.85%	
	Total		2,610	99.85%	

Valid	Invalid	Minimum	Maximum
4	2610	0	3

 M1CH03P - CH03P CHILD16 NEED/USE MED PRESCRIBED-M1

Type	Code
Measurement Unit	numeric
M1CH03P	Q3. Does the child need or use medicine prescribed by a doctor? Q3P. Child #16
Logic	if Q2P=1, ask Q3P

			Frequency	% of total	% of valid
Valid	0	No	1	0.04%	33.33%
	1	Yes	2	0.08%	66.67%
	3	Don't know	0	0%	0%
Total			3	0.11%	100%
Missing	97	Legitimate skip	2611	99.89%	
		Total	2,611	99.89%	

Valid	Invalid	Minimum	Maximum
3	2611	0	1

M1CH04P - CH04P CHILD16 NEED/USE MORE MED CARE- M1

Type	Code
Measurement Unit	numeric
M1CH04P	Q4. Does the child need or use more medical care than is usual for most children the same age? Q4P. Child #16
Logic	if Q2P=1, ask Q4P

			Frequency	% of total	% of valid
Valid	0	No	2	0.08%	66.67%
	1	Yes	1	0.04%	33.33%
	3	Don't know	0	0%	0%
Total			3	0.11%	100%
Missing	97	Legitimate skip	2611	99.89%	
		Total	2,611	99.89%	

Valid	Invalid	Minimum	Maximum
3	2611	0	1

M1CH05P - CH05P CHILD16 NEED/GET THERAPY- M1

Type	Code
Measurement Unit	numeric

M1CH05P	Q5. Does the child need or get physical, occupational, or speech therapy? Q5P. Child #16
Logic	if Q2P=1, ask Q5P

			Frequency	% of total	% of valid
Valid	0	No	3	0.11%	100%
	1	Yes	0	0%	0%
	3	Don't know	0	0%	0%
		Total	3	0.11%	100%
Missing	97	Legitimate skip	2611	99.89%	
		Total	2,611	99.89%	

Valid	Invalid	Minimum	Maximum
3	2611	0	0

 M1CH06P - CH06P CHILD16 NEED TREATMENT/COUNSEL- M1

Type	Code
Measurement Unit	numeric
M1CH06P	Q6. Does the child have any kind of emotional, developmental, or behavioral problem for which they need treatment or counseling? Q6P. Child #16
Logic	if Q2P=1, ask Q6P

			Frequency	% of total	% of valid
Valid	0	No	0	0%	0%
	1	Yes	3	0.11%	100%
	3	Don't know	0	0%	0%
		Total	3	0.11%	100%
Missing	97	Legitimate skip	2611	99.89%	
		Total	2,611	99.89%	

Valid	Invalid	Minimum	Maximum
3	2611	1	1

 M1CH07P - CH07P CHILD16 GET SPECIAL EDUC/IEP- M1

Type	Code
Measurement Unit	numeric
M1CH07P	Q7. Does the child get special education services or have an "IEP" (Individualized Education Program) at school? Q7P. Child #16

Logic	if Q2P=1, ask Q7P
-------	-------------------

			Frequency	% of total	% of valid
Valid	0	No	0	0%	0%
	1	Yes	3	0.11%	100%
	3	Don't know	0	0%	0%
		Total	3	0.11%	100%
Missing	97	Legitimate skip	2611	99.89%	
	Total		2,611	99.89%	

Valid	Invalid	Minimum	Maximum
3	2611	1	1

M1CH08P - CH08P CHILD16 GET ACCOMMODATIONS/504- M1

Type	Code
Measurement Unit	numeric
M1CH08P	Q8. Does the child get other accommodations at school or have a "504 plan"? Q8P. Child #16
Logic	if Q2P=1, ask Q8P

			Frequency	% of total	% of valid
Valid	0	No	0	0%	0%
	1	Yes	3	0.11%	100%
	3	Don't know	0	0%	0%
		Total	3	0.11%	100%
Missing	97	Legitimate skip	2611	99.89%	
	Total		2,611	99.89%	

Valid	Invalid	Minimum	Maximum
3	2611	1	1

M1CH03Q - CH03Q CHILD17 NEED/USE MED PRESCRIBED-M1

Type	Code
Measurement Unit	numeric
M1CH03Q	Q3. Does the child need or use medicine prescribed by a doctor? Q3Q. Child #17
Logic	if Q2Q=1, ask Q3Q

			Frequency	% of total	% of valid
--	--	--	-----------	------------	------------

Valid	0	No	0	0%	0%
	1	Yes	1	0.04%	100%
	3	Don't know	0	0%	0%
		Total	1	0.04%	100%
Missing	97	Legitimate skip	2613	99.96%	
		Total	2,613	99.96%	

Valid	Invalid	Minimum	Maximum
1	2613	1	1

 M1CH04Q - CH04Q CHILD17 NEED/USE MORE MED CARE- M1

Type	Code
Measurement Unit	numeric
M1CH04Q	Q4. Does the child need or use more medical care than is usual for most children the same age? Q4Q. Child #17
Logic	if Q2Q=1, ask Q4Q

			Frequency	% of total	% of valid
Valid	0	No	0	0%	0%
	1	Yes	1	0.04%	100%
	3	Don't know	0	0%	0%
		Total	1	0.04%	100%
Missing	97	Legitimate skip	2613	99.96%	
		Total	2,613	99.96%	

Valid	Invalid	Minimum	Maximum
1	2613	1	1

 M1CH05Q - CH05Q CHILD17 NEED/GET THERAPY- M1

Type	Code
Measurement Unit	numeric
M1CH05Q	Q5. Does the child need or get physical, occupational, or speech therapy? Q5Q. Child #17
Logic	if Q2Q=1, ask Q5Q

			Frequency	% of total	% of valid
Valid	0	No	1	0.04%	100%
	1	Yes	0	0%	0%
	3	Don't know	0	0%	0%

		Total	1	0.04%	100%
Missing	97	Legitimate skip	2613	99.96%	
		Total	2,613	99.96%	

Valid	Invalid	Minimum	Maximum
1	2613	0	0

 M1CH06Q - CH06Q CHILD17 NEED TREATMENT/COUNSEL- M1

Type	Code
Measurement Unit	numeric
M1CH06Q	Q6. Does the child have any kind of emotional, developmental, or behavioral problem for which they need treatment or counseling? Q6Q. Child #17
Logic	if Q2Q=1, ask Q6Q

			Frequency	% of total	% of valid
Valid	0	No	0	0%	0%
	1	Yes	1	0.04%	100%
	3	Don't know	0	0%	0%
		Total	1	0.04%	100%
Missing	97	Legitimate skip	2613	99.96%	
		Total	2,613	99.96%	

Valid	Invalid	Minimum	Maximum
1	2613	1	1

 M1CH07Q - CH07Q CHILD17 GET SPECIAL EDUC/IEP- M1

Type	Code
Measurement Unit	numeric
M1CH07Q	Q7. Does the child get special education services or have an "IEP" (Individualized Education Program) at school? Q7Q. Child #17
Logic	if Q2Q=1, ask Q7Q

			Frequency	% of total	% of valid
Valid	0	No	0	0%	0%
	1	Yes	1	0.04%	100%
	3	Don't know	0	0%	0%
		Total	1	0.04%	100%
Missing	97	Legitimate skip	2613	99.96%	

	Total	2,613	99.96%
--	-------	-------	--------

Valid	Invalid	Minimum	Maximum
1	2613	1	1

 M1CH08Q - CH08Q CHILD17 GET ACCOMMODATIONS/504- M1

Type	Code
Measurement Unit	numeric
M1CH08Q	Q8. Does the child get other accommodations at school or have a "504 plan"? Q8Q. Child #17
Logic	if Q2Q=1, ask Q8Q

			Frequency	% of total	% of valid
Valid	0	No	0	0%	0%
	1	Yes	1	0.04%	100%
	3	Don't know	0	0%	0%
		Total	1	0.04%	100%
Missing	97	Legitimate skip	2613	99.96%	
		Total	2,613	99.96%	

Valid	Invalid	Minimum	Maximum
1	2613	1	1

 M1CH03R - CH03R CHILD18 NEED/USE MED PRESCRIBED-M1

Type	Code
Measurement Unit	numeric
M1CH03R	Q3. Does the child need or use medicine prescribed by a doctor? Q3R. Child #18
Logic	if Q2R=1, ask Q3R

			Frequency
Valid	0	No	0
	1	Yes	0
	3	Don't know	0
Missing	97	Legitimate skip	2614

Valid	Invalid
0	2614

 M1CH04R - CH04R CHILD18 NEED/USE MORE MED CARE- M1

Type	Code
Measurement Unit	numeric
M1CH04R	Q4. Does the child need or use more medical care than is usual for most children the same age? Q4R. Child #18
Logic	if Q2R=1, ask Q4R

			Frequency
Valid	0	No	0
	1	Yes	0
	3	Don't know	0
Missing	97	Legitimate skip	2614

Valid	Invalid
0	2614

M1CH05R - CH05R CHILD18 NEED/GET THERAPY- M1

Type	Code
Measurement Unit	numeric
M1CH05R	Q5. Does the child need or get physical, occupational, or speech therapy? Q5R. Child #18
Logic	if Q2R=1, ask Q5R

			Frequency
Valid	0	No	0
	1	Yes	0
	3	Don't know	0
Missing	97	Legitimate skip	2614

Valid	Invalid
0	2614

M1CH06R - CH06R CHILD18 NEED TREATMENT/COUNSEL- M1

Type	Code
Measurement Unit	numeric
M1CH06R	Q6. Does the child have any kind of emotional, developmental, or behavioral problem for which they need treatment or counseling? Q6R. Child #18
Logic	if Q2R=1, ask Q6R

			Frequency
--	--	--	-----------

Valid	0	No	0
	1	Yes	0
	3	Don't know	0
Missing	97	Legitimate skip	2614

Valid	Invalid
0	2614

 M1CH07R - CH07R CHILD18 GET SPECIAL EDUC/IEP- M1

Type	Code
Measurement Unit	numeric
M1CH07R	Q7. Does the child get special education services or have an "IEP" (Individualized Education Program) at school? Q7R. Child #18
Logic	if Q2R=1, ask Q7R

			Frequency
Valid	0	No	0
	1	Yes	0
	3	Don't know	0
Missing	97	Legitimate skip	2614

Valid	Invalid
0	2614

 M1CH08R - CH08R CHILD18 GET ACCOMMODATIONS/504- M1

Type	Code
Measurement Unit	numeric
M1CH08R	Q8. Does the child get other accommodations at school or have a "504 plan"? Q8R. Child #18
Logic	if Q2R=1, ask Q8R

			Frequency
Valid	0	No	0
	1	Yes	0
	3	Don't know	0
Missing	97	Legitimate skip	2614

Valid	Invalid
0	2614

 M1CH03S - CH03S CHILD19 NEED/USE MED PRESCRIBED-M1

Type	Code
Measurement Unit	numeric
M1CH03S	Q3. Does the child need or use medicine prescribed by a doctor? Q3S. Child #19
Logic	if Q2S=1, ask Q3S

			Frequency
Valid	0	No	0
	1	Yes	0
	3	Don't know	0
Missing	97	Legitimate skip	2614

Valid	Invalid
0	2614

M1CH04S - CH04S CHILD19 NEED/USE MORE MED CARE- M1

Type	Code
Measurement Unit	numeric
M1CH04S	Q4. Does the child need or use more medical care than is usual for most children the same age? Q4S. Child #19
Logic	if Q2S=1, ask Q4S

			Frequency
Valid	0	No	0
	1	Yes	0
	3	Don't know	0
Missing	97	Legitimate skip	2614

Valid	Invalid
0	2614

M1CH05S - CH05S CHILD19 NEED/GET THERAPY- M1

Type	Code
Measurement Unit	numeric
M1CH05S	Q5. Does the child need or get physical, occupational, or speech therapy? Q5S. Child #19
Logic	if Q2S=1, ask Q5S

			Frequency
--	--	--	-----------

Valid	0	No	0
	1	Yes	0
	3	Don't know	0
Missing	97	Legitimate skip	2614

Valid	Invalid
0	2614

 M1CH06S - CH06S CHILD19 NEED TREATMENT/COUNSEL- M1

Type	Code
Measurement Unit	numeric
M1CH06S	Q6. Does the child have any kind of emotional, developmental, or behavioral problem for which they need treatment or counseling? Q6S. Child #19
Logic	if Q2S=1, ask Q6S

			Frequency
Valid	0	No	0
	1	Yes	0
	3	Don't know	0
Missing	97	Legitimate skip	2614

Valid	Invalid
0	2614

 M1CH07S - CH07S CHILD19 GET SPECIAL EDUC/IEP- M1

Type	Code
Measurement Unit	numeric
M1CH07S	Q7. Does the child get special education services or have an "IEP" (Individualized Education Program) at school? Q7S. Child #19
Logic	if Q2S=1, ask Q7S

			Frequency
Valid	0	No	0
	1	Yes	0
	3	Don't know	0
Missing	97	Legitimate skip	2614

Valid	Invalid
0	2614

 M1CH08S - CH08S CHILD19 GET ACCOMMODATIONS/504- M1

Type	Code
Measurement Unit	numeric
M1CH08S	Q8. Does the child get other accommodations at school or have a "504 plan"? Q8S. Child #19
Logic	if Q2S=1, ask Q8S

			Frequency
Valid	0	No	0
	1	Yes	0
	3	Don't know	0
Missing	97	Legitimate skip	2614

Valid	Invalid
0	2614

 M1CH03T - CH03T CHILD20 NEED/USE MED PRESCRIBED-M1

Type	Code
Measurement Unit	numeric
M1CH03T	Q3. Does the child need or use medicine prescribed by a doctor? Q3T. Child #20
Logic	if Q2T=1, ask Q3T

			Frequency
Valid	0	No	0
	1	Yes	0
	3	Don't know	0
Missing	97	Legitimate skip	2614

Valid	Invalid
0	2614

 M1CH04T - CH04T CHILD20 NEED/USE MORE MED CARE- M1

Type	Code
Measurement Unit	numeric
M1CH04T	Q4. Does the child need or use more medical care than is usual for most children the same age? Q4T. Child #20
Logic	if Q2T=1, ask Q4T

			Frequency
Valid	0	No	0
	1	Yes	0
	3	Don't know	0
Missing	97	Legitimate skip	2614

Valid	Invalid
0	2614

 M1CH05T - CH05T CHILD20 NEED/GET THERAPY- M1

Type	Code
Measurement Unit	numeric
M1CH05T	Q5. Does the child need or get physical, occupational, or speech therapy? Q5T. Child #20
Logic	if Q2T=1, ask Q5T

			Frequency
Valid	0	No	0
	1	Yes	0
	3	Don't know	0
Missing	97	Legitimate skip	2614

Valid	Invalid
0	2614

 M1CH06T - CH06T CHILD20 NEED TREATMENT/COUNSEL- M1

Type	Code
Measurement Unit	numeric
M1CH06T	Q6. Does the child have any kind of emotional, developmental, or behavioral problem for which they need treatment or counseling? Q6T. Child #20
Logic	if Q2T=1, ask Q6T

			Frequency
Valid	0	No	0
	1	Yes	0
	3	Don't know	0
Missing	97	Legitimate skip	2614

Valid	Invalid
0	2614

 M1CH07T - CH07T CHILD20 GET SPECIAL EDUC/IEP- M1

Type	Code
Measurement Unit	numeric
M1CH07T	Q7. Does the child get special education services or have an "IEP" (Individualized Education Program) at school? Q7T. Child #20
Logic	if Q2T=1, Tsk Q7T

			Frequency
Valid	0	No	0
	1	Yes	0
	3	Don't know	0
Missing	97	Legitimate skip	2614

Valid	Invalid
0	2614

 M1CH08T - CH08T CHILD20 GET ACCOMMODATIONS/504- M1

Type	Code
Measurement Unit	numeric
M1CH08T	Q8. Does the child get other accommodations at school or have a "504 plan"? Q8T. Child #20
Logic	if Q2T=1, ask Q8T

			Frequency
Valid	0	No	0
	1	Yes	0
	3	Don't know	0
Missing	97	Legitimate skip	2614

Valid	Invalid
0	2614

 M1CH03U - CH03U CHILD21 NEED/USE MED PRESCRIBED-M1

Type	Code
Measurement Unit	numeric
M1CH03U	Q3. Does the child need or use medicine prescribed by a doctor? Q3U. Child #21
Logic	if Q2U=1, ask Q3U

			Frequency
Valid	0	No	0
	1	Yes	0
	3	Don't know	0
Missing	97	Legitimate skip	2614

Valid	Invalid
0	2614

 M1CH04U - CH04U CHILD21 NEED/USE MORE MED CARE- M1

Type	Code
Measurement Unit	numeric
M1CH04U	Q4. Does the child need or use more medical care than is usual for most children the same age? Q4U. Child #21
Logic	if Q2U=1, ask Q4U

			Frequency
Valid	0	No	0
	1	Yes	0
	3	Don't know	0
Missing	97	Legitimate skip	2614

Valid	Invalid
0	2614

 M1CH05U - CH05U CHILD21 NEED/GET THERAPY- M1

Type	Code
Measurement Unit	numeric
M1CH05U	Q5. Does the child need or get physical, occupational, or speech therapy? Q5U. Child #21
Logic	if Q2U=1, ask Q5U

			Frequency
Valid	0	No	0
	1	Yes	0
	3	Don't know	0
Missing	97	Legitimate skip	2614

Valid	Invalid
0	2614

 M1CH06U - CH06U CHILD21 NEED TREATMENT/COUNSEL- M1

Type	Code
Measurement Unit	numeric
M1CH06U	Q6. Does the child have any kind of emotional, developmental, or behavioral problem for which they need treatment or counseling? Q6U. Child #21
Logic	if Q2U=1, ask Q6U

			Frequency
Valid	0	No	0
	1	Yes	0
	3	Don't know	0
Missing	97	Legitimate skip	2614

Valid	Invalid
0	2614

 M1CH07U - CH07U CHILD21 GET SPECIAL EDUC/IEP- M1

Type	Code
Measurement Unit	numeric
M1CH07U	Q7. Does the child get special education services or have an "IEP" (Individualized Education Program) at school? Q7U. Child #21
Logic	if Q2U=1, ask Q7U

			Frequency
Valid	0	No	0
	1	Yes	0
	3	Don't know	0
Missing	97	Legitimate skip	2614

Valid	Invalid
0	2614

 M1CH08U - CH08U CHILD21 GET ACCOMMODATIONS/504- M1

Type	Code
Measurement Unit	numeric
M1CH08U	Q8. Does the child get other accommodations at school or have a "504 plan"? Q8U. Child #21
Logic	if Q2U=1, ask Q8U

			Frequency
Valid	0	No	0
	1	Yes	0
	3	Don't know	0
Missing	97	Legitimate skip	2614

Valid	Invalid
0	2614

 M1CH03V - CH03V CHILD22 NEED/USE MED PRESCRIBED-M1

Type	Code
Measurement Unit	numeric
M1CH03V	Q3. Does the child need or use medicine prescribed by a doctor? Q3V. Child #22
Logic	if Q2V=1, ask Q3V

			Frequency
Valid	0	No	0
	1	Yes	0
	3	Don't know	0
Missing	97	Legitimate skip	2614

Valid	Invalid
0	2614

 M1CH04V - CH04V CHILD22 NEED/USE MORE MED CARE- M1

Type	Code
Measurement Unit	numeric
M1CH04V	Q4. Does the child need or use more medical care than is usual for most children the same age? Q4V. Child #22
Logic	if Q2V=1, ask Q4V

			Frequency
Valid	0	No	0
	1	Yes	0
	3	Don't know	0
Missing	97	Legitimate skip	2614

Valid	Invalid
0	2614

 M1CH05V - CH05V CHILD22 NEED/GET THERAPY- M1

Type	Code
Measurement Unit	numeric
M1CH05V	Q5. Does the child need or get physical, occupational, or speech therapy? Q5V. Child #22
Logic	if Q2V=1, ask Q5V

			Frequency
Valid	0	No	0
	1	Yes	0
	3	Don't know	0
Missing	97	Legitimate skip	2614

Valid	Invalid
0	2614

 M1CH06V - CH06V CHILD22 NEED TREATMENT/COUNSEL- M1

Type	Code
Measurement Unit	numeric
M1CH06V	Q6. Does the child have any kind of emotional, developmental, or behavioral problem for which they need treatment or counseling? Q6V. Child #22
Logic	if Q2V=1, ask Q6V

			Frequency
Valid	0	No	0
	1	Yes	0
	3	Don't know	0
Missing	97	Legitimate skip	2614

Valid	Invalid
0	2614

 M1CH07V - CH07V CHILD22 GET SPECIAL EDUC/IEP- M1

Type	Code
Measurement Unit	numeric
M1CH07V	Q7. Does the child get special education services or have an "IEP" (Individualized Education Program) at school? Q7V. Child #22
Logic	if Q2V=1, ask Q7V

			Frequency
Valid	0	No	0
	1	Yes	0
	3	Don't know	0
Missing	97	Legitimate skip	2614


Valid	Invalid
0	2614

 M1CH08V - CH08V CHILD22 GET ACCOMMODATIONS/504- M1

Type	Code
Measurement Unit	numeric
M1CH08V	Q8. Does the child get other accommodations at school or have a "504 plan"? Q8V. Child #22
Logic	if Q2V=1, ask Q8V

			Frequency
Valid	0	No	0
	1	Yes	0
	3	Don't know	0
Missing	97	Legitimate skip	2614

Valid	Invalid
0	2614

 M1CH03W - CH03W CHILD23 NEED/USE MED PRESCRIBED-M1

Type	Code
Measurement Unit	numeric
M1CH03W	Q3. Does the child need or use medicine prescribed by a doctor? Q3W. Child #23
Logic	if Q2W=1, ask Q3W

			Frequency
Valid	0	No	0
	1	Yes	0
	3	Don't know	0
Missing	97	Legitimate skip	2614

Valid	Invalid
0	2614

 M1CH04W - CH04W CHILD23 NEED/USE MORE MED CARE- M1

Type	Code
Measurement Unit	numeric
M1CH04W	Q4. Does the child need or use more medical care than is usual for most children the same age? Q4W. Child #23
Logic	if Q2W=1, ask Q4W

			Frequency
Valid	0	No	0
	1	Yes	0
	3	Don't know	0
Missing	97	Legitimate skip	2614

Valid	Invalid
0	2614

M1CH05W - CH05W CHILD23 NEED/GET THERAPY- M1

Type	Code
Measurement Unit	numeric
M1CH05W	Q5. Does the child need or get physical, occupational, or speech therapy? Q5W. Child #23
Logic	if Q2W=1, ask Q5W

			Frequency
Valid	0	No	0
	1	Yes	0
	3	Don't know	0
Missing	97	Legitimate skip	2614

Valid	Invalid
0	2614

M1CH06W - CH06W CHILD23 NEED TREATMENT/COUNSEL- M1

Type	Code
Measurement Unit	numeric
M1CH06W	Q6. Does the child have any kind of emotional, developmental, or behavioral problem for which they need treatment or counseling? Q6W. Child #23
Logic	if Q2W=1, ask Q6W

			Frequency
--	--	--	-----------

Valid	0	No	0
	1	Yes	0
	3	Don't know	0
Missing	97	Legitimate skip	2614

Valid	Invalid
0	2614

 M1CH07W - CH07W CHILD23 GET SPECIAL EDUC/IEP- M1

Type	Code
Measurement Unit	numeric
M1CH07W	Q7. Does the child get special education services or have an "IEP" (Individualized Education Program) at school? Q7W. Child #23
Logic	if Q2W=1, ask Q7W

			Frequency
Valid	0	No	0
	1	Yes	0
	3	Don't know	0
Missing	97	Legitimate skip	2614

Valid	Invalid
0	2614

 M1CH08W - CH08W CHILD23 GET ACCOMMODATIONS/504- M1

Type	Code
Measurement Unit	numeric
M1CH08W	Q8. Does the child get other accommodations at school or have a "504 plan"? Q8W. Child #23
Logic	if Q2W=1, ask Q8W

			Frequency
Valid	0	No	0
	1	Yes	0
	3	Don't know	0
Missing	97	Legitimate skip	2614

Valid	Invalid
0	2614

 M1CH03X - CH03X CHILD24 NEED/USE MED PRESCRIBED-M1

Type	Code
Measurement Unit	numeric
M1CH03X	Q3. Does the child need or use medicine prescribed by a doctor? Q3X. Child #24
Logic	if Q2X=1, ask Q3X

			Frequency
Valid	0	No	0
	1	Yes	0
	3	Don't know	0
Missing	97	Legitimate skip	2614

Valid	Invalid
0	2614

M1CH04X - CH04X CHILD24 NEED/USE MORE MED CARE- M1

Type	Code
Measurement Unit	numeric
M1CH04X	Q4. Does the child need or use more medical care than is usual for most children the same age? Q4A. Child #24
Logic	if Q2X=1, ask Q4X

			Frequency
Valid	0	No	0
	1	Yes	0
	3	Don't know	0
Missing	97	Legitimate skip	2614

Valid	Invalid
0	2614

M1CH05X - CH05X CHILD24 NEED/GET THERAPY- M1

Type	Code
Measurement Unit	numeric
M1CH05X	Q5. Does the child need or get physical, occupational, or speech therapy? Q5X. Child #24
Logic	if Q2X=1, ask Q5X

			Frequency
--	--	--	-----------

Valid	0	No	0
	1	Yes	0
	3	Don't know	0
Missing	97	Legitimate skip	2614

Valid	Invalid
0	2614

 M1CH06X - CH06X CHILD24 NEED TREATMENT/COUNSEL- M1

Type	Code
Measurement Unit	numeric
M1CH06X	Q6. Does the child have any kind of emotional, developmental, or behavioral problem for which they need treatment or counseling? Q6X. Child #24
Logic	if Q2X=1, ask Q6X

			Frequency
Valid	0	No	0
	1	Yes	0
	3	Don't know	0
Missing	97	Legitimate skip	2614

Valid	Invalid
0	2614

 M1CH07X - CH07X CHILD24 GET SPECIAL EDUC/IEP- M1

Type	Code
Measurement Unit	numeric
M1CH07X	Q7. Does the child get special education services or have an "IEP" (Individualized Education Program) at school? Q7X. Child #24
Logic	if Q2X=1, ask Q7X

			Frequency
Valid	0	No	0
	1	Yes	0
	3	Don't know	0
Missing	97	Legitimate skip	2614

Valid	Invalid
0	2614

 M1CH08X - CH08X CHILD24 GET ACCOMMODATIONS/504- M1

Type	Code
Measurement Unit	numeric
M1CH08X	Q8. Does the child get other accommodations at school or have a "504 plan"? Q8X. Child #24
Logic	if Q2X=1, ask Q8X

			Frequency
Valid	0	No	0
	1	Yes	0
	3	Don't know	0
Missing	97	Legitimate skip	2614

Valid	Invalid
0	2614

 M1CH09 - CH09 HOUSEHOLD CHILD OVER 12YR -LGBTQ-M1

Type	Code
Measurement Unit	numeric
M1CH09	Q9. To your knowledge, are any of your children in the household who are aged 13 years or older lesbian, gay, bisexual, transgender or questioning their sexuality or gender identity?
Logic	if (any S7Q4=3, 4, 5, 6 and S7Q5≥13) or ((any S8Q3 and S8Q4≥13) and S8Q6=1)), ask Q9

			Frequency	% of total	% of valid
Valid	0	No	768	29.38%	77.58%
	1	Yes	164	6.27%	16.57%
	3	Don't know	58	2.22%	5.86%
		Total	990	37.87%	100%
Missing	.	Missing	4	0.15%	
	97	Legitimate skip	1620	61.97%	
		Total	1,624	62.13%	

Valid	Invalid	Minimum	Maximum
990	1624	0	3

 M1P01A - P01A HHPARTNER YEARS WITH- M1

Type	Code
------	------

Measurement Unit	Numeric
M1P01A	Q1. How long have you been in a relationship with [HOUSEHOLD PARTNER]? Please make your best estimate.
Logic	if any S7Q4=1, 2, ask Q1A

			Frequency	% of total	% of valid
Valid	1	Less than 1 year	21	0.8%	1.23%
	2	1-2 years	55	2.1%	3.21%
	3	3-5 years	151	5.78%	8.83%
	4	More than 5 years	1484	56.77%	86.73%
		Total	1,711	65.46%	100%
Missing	.	Missing	2	0.08%	
	97	Legitimate Skip	901	34.47%	
		Total	903	34.54%	

Valid	Invalid	Minimum	Maximum
1711	903	1	4

M1P02AA - P02AA HHPARTNER WHITE- M1

Type	Code
Measurement Unit	Numeric
M1P02AA	Q2. What is [HOUSEHOLD PARTNER]'s race or ethnic origin? Select all that apply. Q2Aa. White
Logic	if any S7Q4=1, 2, ask Q2A

			Frequency	% of total	% of valid
Valid	0	Not Marked	501	19.17%	29.33%
	1	Marked	1207	46.17%	70.67%
		Total	1,708	65.34%	100%
Missing	.	Missing	5	0.19%	
	97	Legitimate Skip	901	34.47%	
		Total	906	34.66%	

Valid	Invalid	Minimum	Maximum
1708	906	0	1

M1P02AB - P02AB HHPARTNER BLACK- M1

Type	Code
Measurement Unit	Numeric

M1P02AB	Q2. What is [HOUSEHOLD PARTNER]'s race or ethnic origin? Select all that apply. Q2Ab. Black, African American
Logic	if any S7Q4=1, 2, ask Q2A

			Frequency	% of total	% of valid
Valid	0	Not Marked	1500	57.38%	87.82%
	1	Marked	208	7.96%	12.18%
	Total		1,708	65.34%	100%
Missing	.	Missing	5	0.19%	
	97	Legitimate Skip	901	34.47%	
	Total		906	34.66%	

Valid	Invalid	Minimum	Maximum
1708	906	0	1

 M1P02AC - P02AC HHPARTNER HISPANIC- M1

Type	Code
Measurement Unit	Numeric
M1P02AC	Q2. What is [HOUSEHOLD PARTNER]'s race or ethnic origin? Select all that apply. Q2Ac. Hispanic - Please specify
Logic	if any S7Q4=1, 2, ask Q2A

			Frequency	% of total	% of valid
Valid	0	Not Marked	1490	57%	87.24%
	1	Marked	218	8.34%	12.76%
	Total		1,708	65.34%	100%
Missing	.	Missing	5	0.19%	
	97	Legitimate Skip	901	34.47%	
	Total		906	34.66%	

Valid	Invalid	Minimum	Maximum
1708	906	0	1


 M1P02AD - P02AD HHPARTNER ASIAN- M1

Type	Code
Measurement Unit	Numeric

M1P02AD	Q2. What is [HOUSEHOLD PARTNER]'s race or ethnic origin? Select all that apply. Q2Ad. Asian - Please specify
Logic	if any S7Q4=1, 2, ask Q2A

			Frequency	% of total	% of valid
Valid	0	Not Marked	1606	61.44%	94.03%
	1	Marked	102	3.9%	5.97%
	Total		1,708	65.34%	100%
Missing	.	Missing	5	0.19%	
	97	Legitimate Skip	901	34.47%	
	Total		906	34.66%	

Valid	Invalid	Minimum	Maximum
1708	906	0	1

 M1P02AE - P02AE HHPARTNER PI- M1

Type	Code
Measurement Unit	Numeric
M1P02AE	Q2. What is [HOUSEHOLD PARTNER]'s race or ethnic origin? Select all that apply. Q2Ae. Pacific Islander - Please specify
Logic	if any S7Q4=1, 2, ask Q2A

			Frequency	% of total	% of valid
Valid	0	Not Marked	1679	64.23%	98.3%
	1	Marked	29	1.11%	1.7%
	Total		1,708	65.34%	100%
Missing	.	Missing	5	0.19%	
	97	Legitimate Skip	901	34.47%	
	Total		906	34.66%	

Valid	Invalid	Minimum	Maximum
1708	906	0	1

 M1P02AF - P02AF HHPARTNER AI/AN- M1

Type	Code
Measurement Unit	Numeric

M1P02AF	Q2. What is [HOUSEHOLD PARTNER]'s race or ethnic origin? Select all that apply. Q2Af. American Indian or Alaska Native
Logic	if any S7Q4=1, 2, ask Q2A

			Frequency	% of total	% of valid
Valid	0	Not Marked	1671	63.93%	97.83%
	1	Marked	37	1.42%	2.17%
Total			1,708	65.34%	100%
Missing	.	Missing	5	0.19%	
	97	Legitimate Skip	901	34.47%	
Total			906	34.66%	

Valid	Invalid	Minimum	Maximum
1708	906	0	1

 M1P02AG - P02AG HHPARTNER OTHER- M1

Type	Code
Measurement Unit	Numeric
M1P02AG	Q2. What is [HOUSEHOLD PARTNER]'s race or ethnic origin? Select all that apply. Q2Ag. Some other race or origin
Logic	if any S7Q4=1, 2, ask Q2A

			Frequency	% of total	% of valid
Valid	0	Not Marked	1673	64%	97.95%
	1	Marked	35	1.34%	2.05%
Total			1,708	65.34%	100%
Missing	.	Missing	5	0.19%	
	97	Legitimate Skip	901	34.47%	
Total			906	34.66%	

Valid	Invalid	Minimum	Maximum
1708	906	0	1

 M1P02AC1 - P02AC1 HHPARTNER HISP-MEXICAN- M1

Type	Code
Measurement Unit	Numeric

M1P02AC1	Q2. What is [HOUSEHOLD PARTNER]'s race or ethnic origin? Select all that apply. Q2Ac1. Mexican, Mexican American, Chicano/Chicana
Logic	if Q2Ac=1, ask Q2Ac1-4

			Frequency	% of total	% of valid
Valid	0	Not Marked	84	3.21%	38.71%
	1	Marked	133	5.09%	61.29%
Total			217	8.3%	100%
Missing	.	Missing	1	0.04%	
	97	Legitimate Skip	2396	91.66%	
Total			2,397	91.7%	

Valid	Invalid	Minimum	Maximum
217	2397	0	1

M1P02AC2 - P02AC2 HHPARTNER HISP--PUERTO RICAN- M1

Type	Code
Measurement Unit	Numeric
M1P02AC2	Q2. What is [HOUSEHOLD PARTNER]'s race or ethnic origin? Select all that apply. Q2Ac2. Puerto Rican
Logic	if Q2Ac=1, ask Q2Ac1-4

			Frequency	% of total	% of valid
Valid	0	Not Marked	194	7.42%	89.4%
	1	Marked	23	0.88%	10.6%
Total			217	8.3%	100%
Missing	.	Missing	1	0.04%	
	97	Legitimate Skip	2396	91.66%	
Total			2,397	91.7%	

Valid	Invalid	Minimum	Maximum
217	2397	0	1

M1P02AC3 - P02AC3 HHPARTNER HISP-CUBAN- M1

Type	Code
Measurement Unit	Numeric

M1P02AC3	Q2. What is [HOUSEHOLD PARTNER]'s race or ethnic origin? Select all that apply. Q2Ac3. Cuban
Logic	if Q2Ac=1, ask Q2Ac1-4

			Frequency	% of total	% of valid
Valid	0	Not Marked	201	7.69%	92.63%
	1	Marked	16	0.61%	7.37%
Total			217	8.3%	100%
Missing	.	Missing	1	0.04%	
	97	Legitimate Skip	2396	91.66%	
Total			2,397	91.7%	

Valid	Invalid	Minimum	Maximum
217	2397	0	1

 M1P02AC4 - P02AC4 HHPARTNER HISP-OTHER- M1

Type	Code
Measurement Unit	Numeric
M1P02AC4	Q2. What is [HOUSEHOLD PARTNER]'s race or ethnic origin? Select all that apply. Q2Ac4. Other Hispanic, Latino/Latina, or Spanish Origin
Logic	if Q2Ac=1, ask Q2Ac1-4

			Frequency	% of total	% of valid
Valid	0	Not Marked	159	6.08%	73.27%
	1	Marked	58	2.22%	26.73%
Total			217	8.3%	100%
Missing	.	Missing	1	0.04%	
	97	Legitimate Skip	2396	91.66%	
Total			2,397	91.7%	

Valid	Invalid	Minimum	Maximum
217	2397	0	1

 M1P02AD1 - P02AD1 HHPARTNER ASIAN-INDIAN- M1

Type	Code
Measurement Unit	Numeric

M1P02AD1	Q2. What is [HOUSEHOLD PARTNER]'s race or ethnic origin? Select all that apply. Q2Ad1. Indian
Logic	if Q2Ad=1, ask Q2Ad1-7

			Frequency	% of total	% of valid
Valid	0	Not Marked	93	3.56%	91.18%
	1	Marked	9	0.34%	8.82%
Total			102	3.9%	100%
Missing	97	Legitimate Skip	2512	96.1%	
	Total		2,512	96.1%	

Valid	Invalid	Minimum	Maximum
102	2512	0	1

M1P02AD2 - P02AD2 HHPARTNER ASIAN-CHINESE- M1

Type	Code
Measurement Unit	Numeric
M1P02AD2	Q2. What is [HOUSEHOLD PARTNER]'s race or ethnic origin? Select all that apply. Q2Ad2. Chinese
Logic	if Q2Ad=1, ask Q2Ad1-7

			Frequency	% of total	% of valid
Valid	0	Not Marked	77	2.95%	75.49%
	1	Marked	25	0.96%	24.51%
Total			102	3.9%	100%
Missing	97	Legitimate Skip	2512	96.1%	
	Total		2,512	96.1%	

Valid	Invalid	Minimum	Maximum
102	2512	0	1

M1P02AD3 - P02AD3 HHPARTNER ASIAN-FILIPINO- M1

Type	Code
Measurement Unit	Numeric
M1P02AD3	Q2. What is [HOUSEHOLD PARTNER]'s race or ethnic origin? Select all that apply. Q2Ad3. Filipino/Filipina
Logic	if Q2Ad=1, ask Q2Ad1-7

			Frequency	% of total	% of valid
Valid	0	Not Marked	66	2.52%	64.71%
	1	Marked	36	1.38%	35.29%
		Total	102	3.9%	100%
Missing	97	Legitimate Skip	2512	96.1%	
	Total		2,512	96.1%	

Valid	Invalid	Minimum	Maximum
102	2512	0	1

M1P02AD4 - P02AD4 HHPARTNER ASIAN-JAPANESE- M1

Type	Code
Measurement Unit	Numeric
M1P02AD4	Q2. What is [HOUSEHOLD PARTNER]'s race or ethnic origin? Select all that apply. Q2Ad4. Japanese
Logic	if Q2Ad=1, ask Q2Ad1-7

			Frequency	% of total	% of valid
Valid	0	Not Marked	91	3.48%	89.22%
	1	Marked	11	0.42%	10.78%
		Total	102	3.9%	100%
Missing	97	Legitimate Skip	2512	96.1%	
	Total		2,512	96.1%	

Valid	Invalid	Minimum	Maximum
102	2512	0	1

M1P02AD5 - P02AD5 HHPARTNER ASIAN-KOREAN- M1

Type	Code
Measurement Unit	Numeric
M1P02AD5	Q2. What is [HOUSEHOLD PARTNER]'s race or ethnic origin? Select all that apply. Q2Ad5. Korean
Logic	if Q2Ad=1, ask Q2Ad1-7

			Frequency	% of total	% of valid
Valid	0	Not Marked	89	3.4%	87.25%
	1	Marked	13	0.5%	12.75%
		Total	102	3.9%	100%

Missing	97	Legitimate Skip	2512	96.1%	
		Total	2,512	96.1%	

Valid	Invalid	Minimum	Maximum
102	2512	0	1

 M1P02AD6 - P02AD6 HHPARTNER ASIAN-VIETNAMESE- M1

Type	Code
Measurement Unit	Numeric
M1P02AD6	Q2. What is [HOUSEHOLD PARTNER]'s race or ethnic origin? Select all that apply. Q2Ad6. Vietnamese
Logic	if Q2Ad=1, ask Q2Ad1-7

			Frequency	% of total	% of valid
Valid	0	Not Marked	93	3.56%	91.18%
	1	Marked	9	0.34%	8.82%
		Total	102	3.9%	100%
Missing	97	Legitimate Skip	2512	96.1%	
		Total	2,512	96.1%	

Valid	Invalid	Minimum	Maximum
102	2512	0	1

 M1P02AD7 - P02AD7 HHPARTNER ASIAN-OTHER- M1

Type	Code
Measurement Unit	Numeric
M1P02AD7	Q2. What is [HOUSEHOLD PARTNER]'s race or ethnic origin? Select all that apply. Q2Ad7. Other Asian
Logic	if Q2Ad=1, ask Q2Ad1-7

			Frequency	% of total	% of valid
Valid	0	Not Marked	93	3.56%	91.18%
	1	Marked	9	0.34%	8.82%
		Total	102	3.9%	100%
Missing	97	Legitimate Skip	2512	96.1%	
		Total	2,512	96.1%	

Valid	Invalid	Minimum	Maximum
-------	---------	---------	---------

102	2512	0	1
-----	------	---	---

M1P02AE1 - P02AE1 HHPARTNER PI-HAWAIIAN- M1

Type	Code
Measurement Unit	Numeric
M1P02AE1	Q2. What is [HOUSEHOLD PARTNER]'s race or ethnic origin? Select all that apply. Q2Ae1. Native Hawaiian
Logic	if Q2Ae=1, ask Q2Ae1-4

			Frequency	% of total	% of valid
Valid	0	Not Marked	20	0.77%	68.97%
	1	Marked	9	0.34%	31.03%
Total			29	1.11%	100%
Missing	97	Legitimate Skip	2585	98.89%	
	Total		2,585	98.89%	

Valid	Invalid	Minimum	Maximum
29	2585	0	1

M1P02AE2 - P02AE2 HHPARTNER PI-SAMOAN- M1

Type	Code
Measurement Unit	Numeric
M1P02AE2	Q2. What is [HOUSEHOLD PARTNER]'s race or ethnic origin? Select all that apply. Q2Ae2. Samoan
Logic	if Q2Ae=1, ask Q2Ae1-4

			Frequency	% of total	% of valid
Valid	0	Not Marked	23	0.88%	79.31%
	1	Marked	6	0.23%	20.69%
Total			29	1.11%	100%
Missing	97	Legitimate Skip	2585	98.89%	
	Total		2,585	98.89%	

Valid	Invalid	Minimum	Maximum
29	2585	0	1

M1P02AE3 - P02AE3 HHPARTNER PI-GUAM OR CHAMO- M1

Type	Code
Measurement Unit	Numeric
M1P02AE3	Q2. What is [HOUSEHOLD PARTNER]'s race or ethnic origin? Select all that apply. Q2Ae3. Guamanian or Chamorro/Chamorra
Logic	if Q2Ae=1, ask Q2Ae1-4

			Frequency	% of total	% of valid
Valid	0	Not Marked	26	0.99%	89.66%
	1	Marked	3	0.11%	10.34%
	Total		29	1.11%	100%
Missing	97	Legitimate Skip	2585	98.89%	
		Total	2,585	98.89%	

Valid	Invalid	Minimum	Maximum
29	2585	0	1

M1P02AE4 - P02AE4 HHPARTNER PI-OTHER- M1

Type	Code
Measurement Unit	Numeric
M1P02AE4	Q2. What is [HOSUEHOLD PARTNER]'s race or ethnic origin? Select all that apply. Q2Ae4. Other Pacific Islander
Logic	if Q2Ae=1, ask Q2Ae1-4

			Frequency	% of total	% of valid
Valid	0	Not Marked	18	0.69%	62.07%
	1	Marked	11	0.42%	37.93%
	Total		29	1.11%	100%
Missing	97	Legitimate Skip	2585	98.89%	
		Total	2,585	98.89%	

Valid	Invalid	Minimum	Maximum
29	2585	0	1

M1P03A - P03A HHPARTNER NHIS-SO- M1

Type	Code
Measurement Unit	Numeric
M1P03A	Q3. Which of the following best represents how [HOUSEHOLD PARTNER] thinks of himself?

Logic	if any S7Q4=1, 2, ask Q3A
-------	---------------------------

			Frequency	% of total	% of valid
Valid	1	Gay or lesbian	101	3.86%	5.92%
	2	Straight, that is, not gay, lesbian, or bisexual	1528	58.45%	89.51%
	3	Bisexual	44	1.68%	2.58%
	4	Something else	14	0.54%	0.82%
	5	They are not sure of their sexuality (they are "questioning" their sexuality)	4	0.15%	0.23%
	6	I do not know the answer	16	0.61%	0.94%
Total			1,707	65.3%	100%
Missing	.	Missing	6	0.23%	
	97	Legitimate Skip	901	34.47%	
Total			907	34.7%	


Valid	Invalid	Minimum	Maximum
1707	907	1	6

 M1P04A - P04A HHPARTNER CURRENT WORK FOR PAY- M1

Type	Code
Measurement Unit	Numeric
M1P04A	Q4. Is [HOUSEHOLD PARTNER] currently working for pay?
Logic	if any S7Q4=1, 2, ask Q4A

			Frequency	% of total	% of valid
Valid	1	Yes	1415	54.13%	82.8%
	2	No, but has worked for pay in the past	285	10.9%	16.68%
	3	No, has never worked for pay	9	0.34%	0.53%
Total			1,709	65.38%	100%
Missing	.	Missing	4	0.15%	
	97	Legitimate Skip	901	34.47%	
Total			905	34.62%	

Valid	Invalid	Minimum	Maximum
1709	905	1	3

 M1P05A - P05A HHPARTNER HAPPY WITH- M1

Type	Code
------	------

Measurement Unit	Numeric
M1P05A	Q5. In general, how happy are you in your relationship with [HOUSEHOLD PARTNER]?
Logic	if any S7Q4=1, 2, ask Q5A

			Frequency	% of total	% of valid
Valid	1	Very happy	1167	44.64%	68.25%
	2	Fairly happy	446	17.06%	26.08%
	3	Not too happy	97	3.71%	5.67%
		Total	1,710	65.42%	100%
Missing	.	Missing	3	0.11%	
	97	Legitimate Skip	901	34.47%	
		Total	904	34.58%	

Valid	Invalid	Minimum	Maximum
1710	904	1	3

M1P06A - P06A HHPARTNER SATISFY SEX LIFE- M1

Type	Code
Measurement Unit	Numeric
M1P06A	Q6. In general, how satisfied are you with your sex life with [HOUSEHOLD PARTNER]?
Logic	if any S7Q4=1, 2, ask Q6A

			Frequency	% of total	% of valid
Valid	1	Very satisfied	828	31.68%	48.56%
	2	Fairly satisfied	579	22.15%	33.96%
	3	Not too satisfied	298	11.4%	17.48%
		Total	1,705	65.23%	100%
Missing	.	Missing	8	0.31%	
	97	Legitimate Skip	901	34.47%	
		Total	909	34.77%	

Valid	Invalid	Minimum	Maximum
1705	909	1	3

M1P07A - P07A HHPARTNER SLAP/HIT/KICK YOU- M1

Type	Code
Measurement Unit	Numeric

M1P07A	Q7. In the past year, how often has [HOUSEHOLD PARTNER] slapped, hit or kicked you?
Logic	if any S7Q4=1, 2, ask Q7A

			Frequency	% of total	% of valid
Valid	1	This did not happen in the past year, but it did happen before then	67	2.56%	3.97%
	2	Never	1555	59.49%	92.07%
	3	Once	26	0.99%	1.54%
	4	Twice	21	0.8%	1.24%
	5	3 to 5 times	9	0.34%	0.53%
	6	More than 5 times	11	0.42%	0.65%
Total			1,689	64.61%	100%
Missing	.	Missing	24	0.92%	
	97	Legitimate Skip	901	34.47%	
Total			925	35.39%	

Valid	Invalid	Minimum	Maximum
1689	925	1	6

 M1P08A - P08A HHPARTNER INSIST/MAKE SEX- M1

Type	Code
Measurement Unit	Numeric
M1P08A	Q8. In the past year, how often has [HOUSEHOLD PARTNER] insisted on or made you have sex with them when you did not want to? By sex we mean oral, vaginal, or anal sex or other sexual touching.
Logic	if any S7Q4=1, 2, ask Q8A

			Frequency	% of total	% of valid
Valid	1	This did not happen in the past year, but it did happen before then	34	1.3%	1.99%
	2	Never	1607	61.48%	94.03%
	3	Once	14	0.54%	0.82%
	4	Twice	12	0.46%	0.7%
	5	3 to 5 times	25	0.96%	1.46%
	6	More than 5 times	17	0.65%	0.99%
Total			1,709	65.38%	100%
Missing	.	Missing	4	0.15%	
	97	Legitimate Skip	901	34.47%	

	Total	905	34.62%
--	-------	-----	--------

Valid	Invalid	Minimum	Maximum
1709	905	1	6

 M1P09A - P09A HHPARTNER YOU SLAP/HIT/KICK- M1

Type	Code
Measurement Unit	Numeric
M1P09A	Q9. In the past year, how often have you slapped, hit or kicked [HOUSEHOLD PARTNER]?
Logic	if any S7Q4=1, 2, ask Q9A

			Frequency	% of total	% of valid
Valid	1	This did not happen in the past year, but it did happen before then	59	2.26%	3.45%
	2	Never	1593	60.94%	93.21%
	3	Once	30	1.15%	1.76%
	4	Twice	15	0.57%	0.88%
	5	3 to 5 times	5	0.19%	0.29%
	6	More than 5 times	7	0.27%	0.41%
		Total	1,709	65.38%	100%
Missing	.	Missing	4	0.15%	
	97	Legitimate Skip	901	34.47%	
		Total	905	34.62%	

Valid	Invalid	Minimum	Maximum
1709	905	1	6

 M1P10A - P10A HHPARTNER YOU INSIST/MAKE SEX- M1

Type	Code
Measurement Unit	Numeric
M1P10A	Q10. In the past year, how often have you insisted on or made [HOUSEHOLD PARTNER] have sex with you when they did not want to? By sex we mean oral, vaginal, or anal sex or other sexual touching.
Logic	if any S7Q4=1, 2, ask Q10A

	Frequency	% of total	% of valid
--	-----------	------------	------------

Valid	1	This did not happen in the past year, but it did happen before then	12	0.46%	0.7%
	2	Never	1665	63.7%	97.43%
	3	Once	9	0.34%	0.53%
	4	Twice	7	0.27%	0.41%
	5	3 to 5 times	10	0.38%	0.59%
	6	More than 5 times	6	0.23%	0.35%
		Total	1,709	65.38%	100%
Missing	.	Missing	4	0.15%	
	97	Legitimate Skip	901	34.47%	
		Total	905	34.62%	

Valid	Invalid	Minimum	Maximum
1709	905	1	6

 M1P11 - P11 ANY OTHER ROMANTIC/SEXUAL PARTNER-M1

Type	Code
Measurement Unit	Numeric
M1P11	Q11. Other than [HOUSEHOLD PARTNER] do you have any other romantic or sexual partners?
Logic	if any S7Q4=1, 2 or S7Q3a=1, ask Q11

Valid	0	No, [HOUSEHOLD PARTNER] is your only romantic or sexual partner	1612	61.67%	94.27%
	1	Yes, you have at least one romantic or sexual partner other than [HOUSEHOLD PARTNER]	98	3.75%	5.73%
		Total	1,710	65.42%	100%
Missing	.	Missing	3	0.11%	
	97	Legitimate Skip	901	34.47%	
		Total	904	34.58%	

Valid	Invalid	Minimum	Maximum
1710	904	0	1

 M1P12 - P12 NUM CURR ROMANTIC/SEXUAL PARTNER- M1

Type	Code
------	------

Measurement Unit	Numeric
M1P12	Q12. How many other current romantic or sexual partners do you have?
Logic	if Q11=1, ask Q12

			Frequency	% of total	% of valid
Valid	1	1	68	2.6%	70.1%
	2	2	14	0.54%	14.43%
	3	3	4	0.15%	4.12%
	4	4	3	0.11%	3.09%
	5	5	2	0.08%	2.06%
	6	6	0	0%	0%
	7	7	0	0%	0%
	8	8	1	0.04%	1.03%
	9	9	0	0%	0%
	10	10	2	0.08%	2.06%
	11	11	0	0%	0%
	12	12	1	0.04%	1.03%
	13	13	1	0.04%	1.03%
	14	14	0	0%	0%
	15	15	1	0.04%	1.03%
		Total	97	3.71%	100%
Missing	.	Missing	1	0.04%	
	997	Legitimate Skip	2516	96.25%	
		Total	2,517	96.29%	

Valid	Invalid	Minimum	Maximum
97	2517	1	15

 M1P13 - P13 CURRENT ROMANTIC/SEXUAL PARTNER- M1

Type	Code
Measurement Unit	Numeric
M1P13	Q13. The next questions are about romantic or sexual partners. Do you have a current romantic or sexual partner?
Logic	if all S7Q4≠1, 2 or S7Q3a≠1, ask Q13

			Frequency	% of total	% of valid
--	--	--	-----------	------------	------------

Valid	1	Yes, I have one romantic or sexual partner	392	15%	43.56%
	2	Yes, I have more than one romantic or sexual partner	48	1.84%	5.33%
	3	No, but I have had at least one romantic or sexual relationship in my lifetime	425	16.26%	47.22%
	4	No, I have never had a romantic or sexual relationship	35	1.34%	3.89%
		Total	900	34.43%	100%
Missing	.	Missing	1	0.04%	
	97	Legitimate Skip	1713	65.53%	
		Total	1,714	65.57%	

Valid	Invalid	Minimum	Maximum
900	1714	1	4

 M1P14 - P14 TOT CURR ROMANTIC/SEXUAL PARTNER- M1

Type	Code
Measurement Unit	Numeric
M1P14	Q14. How many total current romantic or sexual partners do you have?
Logic	if Q13=2, ask Q14

			Frequency	% of total	% of valid
Valid	1	1	1	0.04%	2.08%
	2	2	27	1.03%	56.25%
	3	3	11	0.42%	22.92%
	4	4	4	0.15%	8.33%
	5	5	4	0.15%	8.33%
	6	6	1	0.04%	2.08%
	7	7	0	0%	0%
	8	8	0	0%	0%
	9	9	0	0%	0%
	10	10	0	0%	0%
	11	11	0	0%	0%
	12	12	0	0%	0%
	13	13	0	0%	0%
	14	14	0	0%	0%
	15	15	0	0%	0%
		Total	48	1.84%	100%
Missing	997	Legitimate Skip	2566	98.16%	

	Total	2,566	98.16%
--	-------	-------	--------

Valid	Invalid	Minimum	Maximum
48	2566	1	6

Type	Code
Measurement Unit	Numeric
M1P15	Q15. In this relationship with [SOLO PARTNER] are you:
Logic	if Q13=1, ask Q15

			Frequency	% of total	% of valid
Valid	1	Married	57	2.18%	14.62%
	2	Engaged	33	1.26%	8.46%
	3	Separated	7	0.27%	1.79%
	4	Dating exclusively	219	8.38%	56.15%
	5	Dating, not exclusively	39	1.49%	10%
	6	Only having sex	35	1.34%	8.97%
		Total	390	14.92%	100%
Missing	.	Missing	2	0.08%	
	97	Legitimate Skip	2222	85%	
		Total	2,224	85.08%	


Valid	Invalid	Minimum	Maximum
390	2224	1	6

Type	Code
Measurement Unit	Numeric
M1P16	Q16. How long have you been in a relationship with [SOLO PARTNER]? Please make your best estimate.
Logic	if Q13=1, ask Q16

			Frequency	% of total	% of valid
Valid	1	Less than 1 year	109	4.17%	27.95%
	2	1-2 years	84	3.21%	21.54%
	3	3-5 years	66	2.52%	16.92%
	4	More than 5 years	131	5.01%	33.59%
		Total	390	14.92%	100%

Missing	.	Missing	2	0.08%	
	97	Legitimate Skip	2222	85%	
		Total	2,224	85.08%	

Valid	Invalid	Minimum	Maximum
390	2224	1	4

 M1P17 - P17 SOLO PARTNER AGE- M1

Type	Numeric (Double)
Measurement Unit	Numeric
M1P17	Q17. About how old is [SOLO PARTNER] now?
Logic	if Q13=1, ask Q17

			Frequency	% of total	% of valid
Missing	.	Missing	1	0.04%	
	997	Legitimate Skip	2222	85%	
		Total	2,223	85.04%	

Valid	Invalid	Minimum	Maximum	Mean	StdDev
391	2223	3	66	41.358056...	7.4935651...

 M1P18A - P18A SOLO PARTNER WHITE - M1

Type	Code
Measurement Unit	Numeric
M1P18A	Q18. What is [SOLO PARTNER]'s race or ethnic origin? Select all that apply. Q18a. White
Logic	if Q13=1, ask Q18

			Frequency	% of total	% of valid
Valid	0	Not Marked	213	8.15%	54.62%
	1	Marked	177	6.77%	45.38%
		Total	390	14.92%	100%
Missing	.	Missing	2	0.08%	
	97	Legitimate Skip	2222	85%	
		Total	2,224	85.08%	

Valid	Invalid	Minimum	Maximum
390	2224	0	1

 M1P18B - P18B SOLO PARTNER BLACK- M1

Type	Code
Measurement Unit	Numeric
M1P18B	Q18. What is [SOLO PARTNER]'s race or ethnic origin? Select all that apply. Q18b. Black, African American
Logic	if Q13=1, ask Q18

			Frequency	% of total	% of valid
Valid	0	Not Marked	249	9.53%	63.85%
	1	Marked	141	5.39%	36.15%
Total			390	14.92%	100%
Missing	.	Missing	2	0.08%	
	97	Legitimate Skip	2222	85%	
Total			2,224	85.08%	

Valid	Invalid	Minimum	Maximum
390	2224	0	1

M1P18C - P18C SOLO PARTNER HISPANIC- M1

Type	Code
Measurement Unit	Numeric
M1P18C	Q18. What is [SOLO PARTNER]'s race or ethnic origin? Select all that apply. Q18c. Hispanic - Please specify
Logic	if Q13=1, ask Q18

			Frequency	% of total	% of valid
Valid	0	Not Marked	338	12.93%	86.67%
	1	Marked	52	1.99%	13.33%
Total			390	14.92%	100%
Missing	.	Missing	2	0.08%	
	97	Legitimate Skip	2222	85%	
Total			2,224	85.08%	

Valid	Invalid	Minimum	Maximum
390	2224	0	1

M1P18D - P18D SOLO PARTNER ASIAN- M1

Type	Code
Measurement Unit	Numeric
M1P18D	Q18. What is [SOLO PARTNER]'s race or ethnic origin? Select all that apply. Q18d. Asian - Please specify

Logic	if Q13=1, ask Q18
-------	-------------------

			Frequency	% of total	% of valid
Valid	0	Not Marked	373	14.27%	95.64%
	1	Marked	17	0.65%	4.36%
		Total	390	14.92%	100%
Missing	.	Missing	2	0.08%	
	97	Legitimate Skip	2222	85%	
		Total	2,224	85.08%	

Valid	Invalid	Minimum	Maximum
390	2224	0	1

M1P18E - P18E SOLO PARTNER PI- M1

Type	Code
Measurement Unit	Numeric
M1P18E	Q18. What is [SOLO PARTNER]'s race or ethnic origin? Select all that apply. Q18e. Pacific Islander - Please specify
Logic	if Q13=1, ask Q18

			Frequency	% of total	% of valid
Valid	0	Not Marked	387	14.8%	99.23%
	1	Marked	3	0.11%	0.77%
		Total	390	14.92%	100%
Missing	.	Missing	2	0.08%	
	97	Legitimate Skip	2222	85%	
		Total	2,224	85.08%	

Valid	Invalid	Minimum	Maximum
390	2224	0	1

M1P18F - P18F SOLO PARTNER AI/AN- M1

Type	Code
Measurement Unit	Numeric
M1P18F	Q18. What is [SOLO PARTNER]'s race or ethnic origin? Select all that apply. Q18f. American Indian or Alaska Native
Logic	if Q13=1, ask Q18

			Frequency	% of total	% of valid
Valid	0	Not Marked	384	14.69%	98.46%
	1	Marked	6	0.23%	1.54%

		Total	390	14.92%	100%
Missing	.	Missing	2	0.08%	
	97	Legitimate Skip	2222	85%	
		Total	2,224	85.08%	

Valid	Invalid	Minimum	Maximum
390	2224	0	1

 M1P18G - P18G SOLO PARTNER OTHER- M1

Type	Code
Measurement Unit	Numeric
M1P18G	Q18. What is [SOLO PARTNER]'s race or ethnic origin? Select all that apply. Q18g. Some other race or origin
Logic	if Q13=1, ask Q18

			Frequency	% of total	% of valid
Valid	0	Not Marked	385	14.73%	98.72%
	1	Marked	5	0.19%	1.28%
		Total	390	14.92%	100%
Missing	.	Missing	2	0.08%	
	97	Legitimate Skip	2222	85%	
		Total	2,224	85.08%	

Valid	Invalid	Minimum	Maximum
390	2224	0	1

 M1P18C1 - P18C1 SOLO PARTNER HISP-MEXICAN- M1

Type	Code
Measurement Unit	Numeric
M1P18C1	Q18. What is [SOLO PARTNER]'s race or ethnic origin? Select all that apply. Q18c1. Mexican, Mexican American, Chicano/Chicana
Logic	if Q18c=1, ask Q18c1-4

			Frequency	% of total	% of valid
Valid	0	Not Marked	24	0.92%	47.06%
	1	Marked	27	1.03%	52.94%
		Total	51	1.95%	100%
Missing	.	Missing	1	0.04%	
	97	Legitimate Skip	2562	98.01%	
		Total	2,563	98.05%	

Valid	Invalid	Minimum	Maximum
51	2563	0	1

M1P18C2 - P18C2 SOLO PARTNER HISP-PUERTO RICAN- M1

Type	Code
Measurement Unit	Numeric
M1P18C2	Q18. What is [SOLO PARTNER]'s race or ethnic origin? Select all that apply. Q18c2. Puerto Rican
Logic	if Q18c=1, ask Q18c1-4

			Frequency	% of total	% of valid
Valid	0	Not Marked	45	1.72%	88.24%
	1	Marked	6	0.23%	11.76%
Total			51	1.95%	100%
Missing	.	Missing	1	0.04%	
	97	Legitimate Skip	2562	98.01%	
Total			2,563	98.05%	

Valid	Invalid	Minimum	Maximum
51	2563	0	1

M1P18C3 - P18C3 SOLO PARTNER HISP-CUBAN- M1

Type	Code
Measurement Unit	Numeric
M1P18C3	Q18. What is [SOLO PARTNER]'s race or ethnic origin? Select all that apply. Q18c3. Cuban
Logic	if Q18c=1, ask Q18c1-4

			Frequency	% of total	% of valid
Valid	0	Not Marked	48	1.84%	94.12%
	1	Marked	3	0.11%	5.88%
Total			51	1.95%	100%
Missing	.	Missing	1	0.04%	
	97	Legitimate Skip	2562	98.01%	
Total			2,563	98.05%	

Valid	Invalid	Minimum	Maximum
51	2563	0	1

M1P18C4 - P18C4 SOLO PARTNER HISP-OTHER- M1

Type	Code
Measurement Unit	Numeric
M1P18C4	Q18. What is [SOLO PARTNER]'s race or ethnic origin? Select all that apply. Q18c4. Other Hispanic, Latino/Latina, or Spanish origin
Logic	if Q18c=1, ask Q18c1-4

			Frequency	% of total	% of valid
Valid	0	Not Marked	36	1.38%	70.59%
	1	Marked	15	0.57%	29.41%
		Total	51	1.95%	100%
Missing	.	Missing	1	0.04%	
	97	Legitimate Skip	2562	98.01%	
		Total	2,563	98.05%	

Valid	Invalid	Minimum	Maximum
51	2563	0	1

M1P18D1 - P18D1 SOLO PARTNER ASIAN-INDIAN- M1

Type	Code
Measurement Unit	Numeric
M1P18D1	Q18. What is [SOLO PARTNER]'s race or ethnic origin? Select all that apply. Q18d1. Indian
Logic	if Q18d=1, ask Q18d1-7

			Frequency	% of total	% of valid
Valid	0	Not Marked	16	0.61%	94.12%
	1	Marked	1	0.04%	5.88%
		Total	17	0.65%	100%
Missing	97	Legitimate Skip	2597	99.35%	
			Total	2,597	99.35%

Valid	Invalid	Minimum	Maximum
17	2597	0	1

M1P18D2 - P18D2 SOLO PARTNER ASIAN-CHINESE- M1

Type	Code
Measurement Unit	Numeric
M1P18D2	Q18. What is [SOLO PARTNER]'s race or ethnic origin? Select all that apply. Q18d2. Chinese
Logic	if Q18d=1, ask Q18d1-7

			Frequency	% of total	% of valid
Valid	0	Not Marked	14	0.54%	82.35%
	1	Marked	3	0.11%	17.65%
	Total		17	0.65%	100%
Missing	97	Legitimate Skip	2597	99.35%	
	Total		2,597	99.35%	

Valid	Invalid	Minimum	Maximum
17	2597	0	1

M1P18D3 - P18D3 SOLO PARTNER ASIAN-FILIPINO- M1

Type	Code
Measurement Unit	Numeric
M1P18D3	Q18. What is [SOLO PARTNER]'s race or ethnic origin? Select all that apply. Q18d3. Filipino/Filipina
Logic	if Q18d=1, ask Q18d1-7

			Frequency	% of total	% of valid
Valid	0	Not Marked	14	0.54%	82.35%
	1	Marked	3	0.11%	17.65%
	Total		17	0.65%	100%
Missing	97	Legitimate Skip	2597	99.35%	
	Total		2,597	99.35%	

Valid	Invalid	Minimum	Maximum
17	2597	0	1

M1P18D4 - P18D4 SOLO PARTNER ASIAN-JAPANESE- M1

Type	Code
Measurement Unit	Numeric
M1P18D4	Q18. What is [SOLO PARTNER]'s race or ethnic origin? Select all that apply. Q18d4. Japanese
Logic	if Q18d=1, ask Q18d1-7

			Frequency	% of total	% of valid
Valid	0	Not Marked	15	0.57%	88.24%
	1	Marked	2	0.08%	11.76%
	Total		17	0.65%	100%
Missing	97	Legitimate Skip	2597	99.35%	
	Total		2,597	99.35%	

Valid	Invalid	Minimum	Maximum
17	2597	0	1

M1P18D5 - P18D5 SOLO PARTNER ASIAN-KOREAN- M1

Type	Code
Measurement Unit	Numeric
M1P18D5	Q18. What is [SOLO PARTNER]'s race or ethnic origin? Select all that apply. Q18d5. Korean
Logic	if Q18d=1, ask Q18d1-7

			Frequency	% of total	% of valid
Valid	0	Not Marked	15	0.57%	88.24%
	1	Marked	2	0.08%	11.76%
Total			17	0.65%	100%
Missing	97	Legitimate Skip	2597	99.35%	
	Total		2,597	99.35%	

Valid	Invalid	Minimum	Maximum
17	2597	0	1

M1P18D6 - P18D6 SOLO PARTNER ASIAN-VIETNAMESE- M1

Type	Code
Measurement Unit	Numeric
M1P18D6	Q18. What is [SOLO PARTNER]'s race or ethnic origin? Select all that apply. Q18d6. Vietnamese
Logic	if Q18d=1, ask Q18d1-7

			Frequency	% of total	% of valid
Valid	0	Not Marked	14	0.54%	82.35%
	1	Marked	3	0.11%	17.65%
Total			17	0.65%	100%
Missing	97	Legitimate Skip	2597	99.35%	
	Total		2,597	99.35%	

Valid	Invalid	Minimum	Maximum
17	2597	0	1

M1P18D7 - P18D7 SOLO PARTNER ASIAN-OTHER- M1

Type	Code
------	------

Measurement Unit	Numeric
M1P18D7	Q18. What is [SOLO PARTNER]'s race or ethnic origin? Select all that apply. Q18d7. Other Asian
Logic	if Q18d=1, ask Q18d1-7

			Frequency	% of total	% of valid
Valid	0	Not Marked	12	0.46%	70.59%
	1	Marked	5	0.19%	29.41%
	Total		17	0.65%	100%
Missing	97	Legitimate Skip	2597	99.35%	
	Total		2,597	99.35%	

Valid	Invalid	Minimum	Maximum
17	2597	0	1

M1P18E1 - P18E1 SOLO PARTNER PI-HAWAIIAN- M1

Type	Code
Measurement Unit	Numeric
M1P18E1	Q18. What is [SOLO PARTNER]'s race or ethnic origin? Select all that apply. Q18e1. Native Hawaiian
Logic	if Q18e=1, ask Q18e1-4

			Frequency	% of total	% of valid
Valid	0	Not Marked	3	0.11%	100%
	1	Marked	0	0%	0%
	Total		3	0.11%	100%
Missing	97	Legitimate Skip	2611	99.89%	
	Total		2,611	99.89%	

Valid	Invalid	Minimum	Maximum
3	2611	0	0

M1P18E2 - P18E2 SOLO PARTNER PI-SAMOAN- M1

Type	Code
Measurement Unit	Numeric
M1P18E2	Q18. What is [SOLO PARTNER]'s race or ethnic origin? Select all that apply. Q18e2. Samoan
Logic	if Q18e=1, ask Q18e1-4

			Frequency	% of total	% of valid
--	--	--	-----------	------------	------------

Valid	0	Not Marked	2	0.08%	66.67%
	1	Marked	1	0.04%	33.33%
		Total	3	0.11%	100%
Missing	97	Legitimate Skip	2611	99.89%	
		Total	2,611	99.89%	

Valid	Invalid	Minimum	Maximum
3	2611	0	1

 M1P18E3 - P18E3 SOLO PARTNER PI-GUAM OR CHAMO- M1

Type	Code
Measurement Unit	Numeric
M1P18E3	Q18. What is [SOLO PARTNER]'s race or ethnic origin? Select all that apply. Q18e3. Guamanian or Chamorro/Chamorra
Logic	if Q18e=1, ask Q18e1-4

			Frequency	% of total	% of valid
Valid	0	Not Marked	3	0.11%	100%
	1	Marked	0	0%	0%
		Total	3	0.11%	100%
Missing	97	Legitimate Skip	2611	99.89%	
		Total	2,611	99.89%	

Valid	Invalid	Minimum	Maximum
3	2611	0	0

 M1P18E4 - P18E4 SOLO PARTNER PI-OTHER- M1

Type	Code
Measurement Unit	Numeric
M1P18E4	Q18. What is [SOLO PARTNER]'s race or ethnic origin? Select all that apply. Q18e4. Other Pacific Islander
Logic	if Q18e=1, ask Q18e1-4

			Frequency	% of total	% of valid
Valid	0	Not Marked	1	0.04%	33.33%
	1	Marked	2	0.08%	66.67%
		Total	3	0.11%	100%
Missing	97	Legitimate Skip	2611	99.89%	
		Total	2,611	99.89%	

Valid	Invalid	Minimum	Maximum
3	2611	0	1

M1P19A - P19A SOLO PARTNER MALE- M1

Type	Code
Measurement Unit	Numeric
M1P19A	Q19. What is [SOLO PARTNER]'s current gender identity? Select all that apply. Q19a. Male
Logic	if Q13=1, ask Q19

			Frequency	% of total	% of valid
Valid	8888	Request access	2614	100%	100%
Total			2,614	100%	100%

Valid	Invalid	Minimum	Maximum
2614	0	8888	8888

M1P19B - P19B SOLO PARTNER FEMALE- M1

Type	Code
Measurement Unit	Numeric
M1P19B	Q19. What is [SOLO PARTNER]'s current gender identity? Select all that apply. Q19b. Female
Logic	if Q13=1, ask Q19

			Frequency	% of total	% of valid
Valid	8888	Request access	2614	100%	100%
Total			2,614	100%	100%

Valid	Invalid	Minimum	Maximum
2614	0	8888	8888

M1P19C - P19C SOLO PARTNER TRANSGENDER- M1

Type	Code
Measurement Unit	Numeric
M1P19C	Q19. What is [SOLO PARTNER]'s current gender identity? Select all that apply. Q19c. Transgender
Logic	if Q13=1, ask Q19

			Frequency	% of total	% of valid
Valid	8888	Request access	2614	100%	100%

		Total	2,614	100%	100%
--	--	-------	-------	------	------

Valid	Invalid	Minimum	Maximum
2614	0	8888	8888

M1P19D - P19D SOLO PARTNER GNB/GQ- M1

Type	Code
Measurement Unit	Numeric
M1P19D	Q19. What is [SOLO PARTNER]'s current gender identity? Select all that apply. Q19d. Gender non-binary/genderqueer
Logic	if Q13=1, ask Q19

			Frequency	% of total	% of valid
Valid	8888	Request access	2614	100%	100%
		Total	2,614	100%	100%

Valid	Invalid	Minimum	Maximum
2614	0	8888	8888

M1P19E - P19E SOLO PARTNER NOT SURE- M1

Type	Code
Measurement Unit	Numeric
M1P19E	Q19. What is [SOLO PARTNER]'s current gender identity? Select all that apply. Q19e. They are not sure of their gender identity (they are "questioning" their gender identity)
Logic	if Q13=1, ask Q19

			Frequency	% of total	% of valid
Valid	8888	Request access	2614	100%	100%
		Total	2,614	100%	100%

Valid	Invalid	Minimum	Maximum
2614	0	8888	8888

M1P19F - P19F SOLO PARTNER DON'T UNDERSTAND- M1

Type	Code
Measurement Unit	Numeric
M1P19F	Q19. What is [SOLO PARTNER]'s current gender identity? Select all that apply. Q19F. I do not know what this question is asking
Logic	if Q13=1, ask Q19

			Frequency	% of total	% of valid
Valid	8888	Request access	2614	100%	100%
		Total	2,614	100%	100%

Valid	Invalid	Minimum	Maximum
2614	0	8888	8888

M1P19G - P19G SOLO PARTNER DON'T KNOW ANSWER- M1

Type	Code
Measurement Unit	Numeric
M1P19G	Q19. What is [SOLO PARTNER]'s current gender identity? Select all that apply. Q19g. I do not know the answer
Logic	if Q13=1, ask Q19

			Frequency	% of total	% of valid
Valid	8888	Request access	2614	100%	100%
		Total	2,614	100%	100%

Valid	Invalid	Minimum	Maximum
2614	0	8888	8888

M1P20 - P20 SOLO PARTNER SEX AT BIRTH(SAB)- M1

Type	Code
Measurement Unit	Numeric
M1P20	Q20. What is [SOLO PARTNER]'s sex? By sex we mean, the sex they were assigned at birth, on their original birth certificate.
Logic	if Q13=1, ask Q20

			Frequency	% of total	% of valid
Valid	1	Male	283	10.83%	72.19%
	2	Female	109	4.17%	27.81%
		Total	392	15%	100%
Missing	97	Legitimate Skip	2222	85%	
		Total	2,222	85%	

Valid	Invalid	Minimum	Maximum
392	2222	1	2

M1P21 - P21 SOLO PARTNER NHIS-SO- M1

Type	Code
------	------

Measurement Unit	Numeric
M1P21	Q21. Which of the following best represents how [SOLO PARTNER] thinks of themselves?
Logic	if Q13=1, ask Q21

			Frequency	% of total	% of valid
Valid	1	Gay or lesbian	27	1.03%	6.91%
	2	Straight, that is, not gay, lesbian, or bisexual	335	12.82%	85.68%
	3	Bisexual	16	0.61%	4.09%
	4	Something else	1	0.04%	0.26%
	5	They are not sure of their sexuality (they are "questioning" their sexuality)	1	0.04%	0.26%
	6	I do not know the answer	11	0.42%	2.81%
Total			391	14.96%	100%
Missing	.	Missing	1	0.04%	
	97	Legitimate Skip	2222	85%	
Total			2,223	85.04%	

Valid	Invalid	Minimum	Maximum
391	2223	1	6

 M1P22 - P22 SOLO PARTNER HAPPY WITH- M1

Type	Code
Measurement Unit	Numeric
M1P22	Q22. In general, how happy are you in your relationship with [SOLO PARTNER]?
Logic	if Q13=1, ask Q22

			Frequency	% of total	% of valid
Valid	1	Very Happy	225	8.61%	57.4%
	2	Fairly happy	135	5.16%	34.44%
	3	Not too happy	32	1.22%	8.16%
Total			392	15%	100%
Missing	97	Legitimate Skip	2222	85%	
	Total			2,222	85%

Valid	Invalid	Minimum	Maximum
392	2222	1	3

 M1P23 - P23 SOLO PARTNER SATISFY SEX LIFE- M1

Type	Code
Measurement Unit	Numeric
M1P23	Q23. In general, how satisfied are you with your sex life with [SOLO PARTNER]?
Logic	if Q13=1, ask Q23

			Frequency	% of total	% of valid
Valid	1	Very satisfied	249	9.53%	64.34%
	2	Fairly satisfied	101	3.86%	26.1%
	3	Not too satisfied	37	1.42%	9.56%
		Total	387	14.8%	100%
Missing	.	Missing	5	0.19%	
	97	Legitimate Skip	2222	85%	
		Total	2,227	85.2%	

Valid	Invalid	Minimum	Maximum
387	2227	1	3

 M1P24 - P24 SOLO PARTNER SLAP/HIT/KICK YOU- M1

Type	Code
Measurement Unit	Numeric
M1P24	Q24. In the past year, how often has [SOLO PARTNER] slapped, hit or kicked you?
Logic	if Q13=1, ask Q24

			Frequency	% of total	% of valid
Valid	1	This did not happen in the past year, but it did happen before then	14	0.54%	3.57%
	2	Never	353	13.5%	90.05%
	3	Once	10	0.38%	2.55%
	4	Twice	6	0.23%	1.53%
	5	3 to 5 times	6	0.23%	1.53%
	6	More than 5 times	3	0.11%	0.77%
		Total	392	15%	100%
Missing	97	Legitimate Skip	2222	85%	
		Total	2,222	85%	

Valid	Invalid	Minimum	Maximum
392	2222	1	6

 M1P25 - P25 SOLO PARTNER INSIST/MAKE SEX- M1

Type	Code
Measurement Unit	Numeric
M1P25	Q25. In the past year, how often has [SOLO PARTNER] insisted on or made you have sex with them when you did not want to? By sex we mean oral, vaginal, or anal sex or other sexual touching.
Logic	if Q13=1, ask Q25

			Frequency	% of total	% of valid
Valid	1	This did not happen in the past year, but it did happen before then	7	0.27%	1.79%
	2	Never	375	14.35%	95.66%
	3	Once	6	0.23%	1.53%
	4	Twice	1	0.04%	0.26%
	5	3 to 5 times	2	0.08%	0.51%
	6	More than 5 times	1	0.04%	0.26%
Total			392	15%	100%
Missing	97	Legitimate Skip	2222	85%	
	Total		2,222	85%	

Valid	Invalid	Minimum	Maximum
392	2222	1	6

 M1P26 - P26 SOLO PARTNER YOU SLAP/HIT/KICK- M1

Type	Code
Measurement Unit	Numeric
M1P26	Q26. In the past year, how often have you slapped, hit or kicked [SOLO PARTNER]?
Logic	if Q13=1, ask Q26

			Frequency	% of total	% of valid
--	--	--	-----------	------------	------------

Valid	1	This did not happen in the past year, but it did happen before then	11	0.42%	2.81%
	2	Never	358	13.7%	91.33%
	3	Once	10	0.38%	2.55%
	4	Twice	8	0.31%	2.04%
	5	3 to 5 times	4	0.15%	1.02%
	6	More than 5 times	1	0.04%	0.26%
		Total	392	15%	100%
Missing	97	Legitimate Skip	2222	85%	
		Total	2,222	85%	

Valid	Invalid	Minimum	Maximum
392	2222	1	6

 M1P27 - P27 SOLO PARTNER YOU INSIST/MAKE SEX- M1

Type	Code
Measurement Unit	Numeric
M1P27	Q27. In the past year, how often have you insisted on or made [SOLO PARTNER] have sex with you when they did not want to? By sex we mean oral, vaginal, or anal sex or other sexual touching.
Logic	if Q13=1, ask Q27

			Frequency	% of total	% of valid
Valid	1	This did not happen in the past year, but it did happen before then	2	0.08%	0.51%
	2	Never	384	14.69%	98.21%
	3	Once	3	0.11%	0.77%
	4	Twice	1	0.04%	0.26%
	5	3 to 5 times	0	0%	0%
	6	More than 5 times	1	0.04%	0.26%
		Total	391	14.96%	100%
Missing	.	Missing	1	0.04%	
	97	Legitimate Skip	2222	85%	
		Total	2,223	85.04%	

Valid	Invalid	Minimum	Maximum
391	2223	1	6

 M1P28 - P28 ONE OF MAIN CURRENT PARTNER- M1

Type	Code
Measurement Unit	Numeric
M1P28	Q28. You reported more than one current partner. Do you consider one of your current partners your main partner?
Logic	if Q13=2, ask Q28

			Frequency	% of total	% of valid
Valid	0	No	25	0.96%	52.08%
	1	Yes	23	0.88%	47.92%
		Total	48	1.84%	100%
Missing	97	Legitimate Skip	2566	98.16%	
		Total	2,566	98.16%	

Valid	Invalid	Minimum	Maximum
48	2566	0	1

M1P29A - P29A MAINPARTNER RELATIONSHIP- M1

Type	Code
Measurement Unit	Numeric
M1P29A	Q29. In this relationship with [PARTNER] are you: Q29A. Main Partner
Logic	if Q28=1, ask Q29A

			Frequency	% of total	% of valid
Valid	1	Married	4	0.15%	17.39%
	2	Engaged	1	0.04%	4.35%
	3	Separated	0	0%	0%
	4	Dating exclusively	8	0.31%	34.78%
	5	Dating, not exclusively	9	0.34%	39.13%
	6	Only having sex	1	0.04%	4.35%
		Total	23	0.88%	100%
Missing	97	Legitimate Skip	2591	99.12%	
		Total	2,591	99.12%	

Valid	Invalid	Minimum	Maximum
23	2591	1	6

M1P30A - P30A MAINPARTNER YEARS WITH- M1

Type	Code
Measurement Unit	Numeric

M1P30A	Q30. How long have you been in a relationship with [PARTNER]? Please make your best estimate. Q30A. Main Partner
Logic	if Q28=1, ask Q30A

			Frequency	% of total	% of valid
Valid	1	Less than 1 year	7	0.27%	30.43%
	2	1-2 years	6	0.23%	26.09%
	3	3-5 years	3	0.11%	13.04%
	4	More than 5 years	7	0.27%	30.43%
		Total	23	0.88%	100%
Missing	97	Legitimate Skip	2591	99.12%	
		Total	2,591	99.12%	

Valid	Invalid	Minimum	Maximum
23	2591	1	4

 M1P31A - P31A MAINPARTNER AGE- M1

Type	Numeric (Double)
Measurement Unit	Numeric
M1P31A	Q31. About how old is [PARTNER] now? Q31A. Main Partner
Logic	if Q28=1, ask Q31A

			Frequency	% of total	% of valid
Missing	997	Legitimate Skip	2591	99.12%	
		Total	2,591	99.12%	

Valid	Invalid	Minimum	Maximum	Mean	StdDev
23	2591	12	60	41.217391...	11.731684...

 M1P32AA - P32AA MAINPARTNER WHITE - M1

Type	Code
Measurement Unit	Numeric
M1P32AA	Q32. What is [PARTNER]'s race or ethnic origin? Select all that apply. Q32A. Main Partner Q32Aa.White
Logic	if Q28=1, ask Q32A

			Frequency	% of total	% of valid
--	--	--	-----------	------------	------------

Valid	0	Not Marked	16	0.61%	69.57%
	1	Marked	7	0.27%	30.43%
		Total	23	0.88%	100%
Missing	97	Legitimate Skip	2591	99.12%	
		Total	2,591	99.12%	

Valid	Invalid	Minimum	Maximum
23	2591	0	1

 M1P32AB - P32AB MAINPARTNER BLACK- M1

Type	Code
Measurement Unit	Numeric
M1P32AB	Q32. What is [PARTNER]’s race or ethnic origin? Select all that apply. Q32A. Main Partner Q32Ab. Black, African American
Logic	if Q28=1, ask Q32A

			Frequency	% of total	% of valid
Valid	0	Not Marked	9	0.34%	39.13%
	1	Marked	14	0.54%	60.87%
		Total	23	0.88%	100%
Missing	97	Legitimate Skip	2591	99.12%	
		Total	2,591	99.12%	

Valid	Invalid	Minimum	Maximum
23	2591	0	1

 M1P32AC - P32AC MAINPARTNER HISPANIC- M1

Type	Code
Measurement Unit	Numeric
M1P32AC	Q32. What is [PARTNER]’s race or ethnic origin? Select all that apply. Q32A. Main Partner Q32Ac. Hispanic- Please specify
Logic	if Q28=1, ask Q32A

			Frequency	% of total	% of valid
Valid	0	Not Marked	21	0.8%	91.3%
	1	Marked	2	0.08%	8.7%
		Total	23	0.88%	100%
Missing	97	Legitimate Skip	2591	99.12%	

	Total	2,591	99.12%
--	-------	-------	--------

Valid	Invalid	Minimum	Maximum
23	2591	0	1

 M1P32AD - P32AD MAINPARTNER ASIAN- M1

Type	Code
Measurement Unit	Numeric
M1P32AD	Q32. What is [PARTNER]’s race or ethnic origin? Select all that apply. Q32A. Main Partner Q32Ad. Asian - Please specify
Logic	if Q28=1, ask Q32A

			Frequency	% of total	% of valid
Valid	0	Not Marked	23	0.88%	100%
	1	Marked	0	0%	0%
Total			23	0.88%	100%
Missing	97	Legitimate Skip	2591	99.12%	
	Total		2,591	99.12%	

Valid	Invalid	Minimum	Maximum
23	2591	0	0

 M1P32AE - P32AE MAINPARTNER PI- M1

Type	Code
Measurement Unit	Numeric
M1P32AE	Q32. What is [PARTNER]’s race or ethnic origin? Select all that apply. Q32A. Main Partner Q32Ae. Pacific Islander - Please specify
Logic	if Q28=1, ask Q32A

			Frequency	% of total	% of valid
Valid	0	Not Marked	23	0.88%	100%
	1	Marked	0	0%	0%
Total			23	0.88%	100%
Missing	97	Legitimate Skip	2591	99.12%	
	Total		2,591	99.12%	

Valid	Invalid	Minimum	Maximum
23	2591	0	0

 M1P32AF - P32AF MAINPARTNER AI/AN- M1

Type	Code
Measurement Unit	Numeric
M1P32AF	Q32. What is [PARTNER]'s race or ethnic origin? Select all that apply. Q32A. Main Partner Q32Af. American Indian or Alaska Native
Logic	if Q28=1, ask Q32A

			Frequency	% of total	% of valid
Valid	0	Not Marked	23	0.88%	100%
	1	Marked	0	0%	0%
		Total	23	0.88%	100%
Missing	97	Legitimate Skip	2591	99.12%	
		Total	2,591	99.12%	

Valid	Invalid	Minimum	Maximum
23	2591	0	0

 M1P32AG - P32AG MAINPARTNER OTHER- M1

Type	Code
Measurement Unit	Numeric
M1P32AG	Q32. What is [PARTNER]'s race or ethnic origin? Select all that apply. Q32A. Main Partner Q32Ag. Some other race or origin
Logic	if Q28=1, ask Q32A

			Frequency	% of total	% of valid
Valid	0	Not Marked	22	0.84%	95.65%
	1	Marked	1	0.04%	4.35%
		Total	23	0.88%	100%
Missing	97	Legitimate Skip	2591	99.12%	
		Total	2,591	99.12%	

Valid	Invalid	Minimum	Maximum
23	2591	0	1

 M1P32AC1 - P32AC1 MAINPARTNER HISP-MEXICAN- M1

Type	Code
------	------

Measurement Unit	Numeric
M1P32AC1	Q32. What is [PARTNER]'s race or ethnic origin? Select all that apply. Q32A. Main Partner Q32Ac1. Mexican, Mexican American, Chicano/Chicana
Logic	if Q32Ac=1, ask Q32Ac1-4

			Frequency	% of total	% of valid
Valid	0	Not Marked	0	0%	0%
	1	Marked	2	0.08%	100%
		Total	2	0.08%	100%
Missing	97	Legitimate Skip	2612	99.92%	
		Total	2,612	99.92%	

Valid	Invalid	Minimum	Maximum
2	2612	1	1

M1P32AC2 - P32AC2 MAINPARTNER HISP-PUERTO RICAN- M1

Type	Code
Measurement Unit	Numeric
M1P32AC2	Q32. What is [PARTNER]'s race or ethnic origin? Select all that apply. Q32A. Main Partner Q32Ac2. Puerto Rican
Logic	if Q32Ac=1, ask Q32Ac1-4

			Frequency	% of total	% of valid
Valid	0	Not Marked	2	0.08%	100%
	1	Marked	0	0%	0%
		Total	2	0.08%	100%
Missing	97	Legitimate Skip	2612	99.92%	
		Total	2,612	99.92%	

Valid	Invalid	Minimum	Maximum
2	2612	0	0

M1P32AC3 - P32AC3 MAINPARTNER HISP-CUBAN- M1

Type	Code
Measurement Unit	Numeric
M1P32AC3	Q32. What is [PARTNER]'s race or ethnic origin? Select all that apply. Q32A. Main Partner Q32Ac3. Cuban

Logic	if Q32Ac=1, ask Q32Ac1-4
-------	--------------------------

			Frequency	% of total	% of valid
Valid	0	Not Marked	2	0.08%	100%
	1	Marked	0	0%	0%
		Total	2	0.08%	100%
Missing	97	Legitimate Skip	2612	99.92%	
		Total	2,612	99.92%	

Valid	Invalid	Minimum	Maximum
2	2612	0	0

M1P32AC4 - P32AC4 MAINPARTNER HISP-OTHER- M1

Type	Code
Measurement Unit	Numeric
M1P32AC4	Q32. What is [PARTNER]'s race or ethnic origin? Select all that apply. Q32A. Main Partner Q32Ac4. Other Hispanic, Latino/Latina, or Spanish origin
Logic	if Q32Ac=1, ask Q32Ac1-4

			Frequency	% of total	% of valid
Valid	0	Not Marked	2	0.08%	100%
	1	Marked	0	0%	0%
		Total	2	0.08%	100%
Missing	97	Legitimate Skip	2612	99.92%	
		Total	2,612	99.92%	

Valid	Invalid	Minimum	Maximum
2	2612	0	0

M1P32AD1 - P32AD1 MAINPARTNER ASIAN-INDIAN- M1

Type	Code
Measurement Unit	Numeric
M1P32AD1	Q32. What is [PARTNER]'s race or ethnic origin? Select all that apply. Q32A. Main Partner Q32Ad1. Indian
Logic	if Q32Ad=1, ask Q32Ad1-7

			Frequency
Valid	0	Not Marked	0
	1	Marked	0

Missing	97	Legitimate Skip	2614
---------	----	-----------------	------

Valid	Invalid
0	2614

M1P32AD2 - P32AD2 MAINPARTNER ASIAN-CHINESE- M1

Type	Code
Measurement Unit	Numeric
M1P32AD2	Q32. What is [PARTNER]'s race or ethnic origin? Select all that apply. Q32A. Main Partner Q32Ad2. Chinese
Logic	if Q32Ad=1, ask Q32Ad1-7

			Frequency
Valid	0	Not Marked	0
	1	Marked	0
Missing	97	Legitimate Skip	2614

Valid	Invalid
0	2614

M1P32AD3 - P32AD3 MAINPARTNER ASIAN-FILIPINO- M1

Type	Code
Measurement Unit	Numeric
M1P32AD3	Q32. What is [PARTNER]'s race or ethnic origin? Select all that apply. Q32A. Main Partner Q32Ad3. Filipino/Filipina
Logic	if Q32Ad=1, ask Q32Ad1-7

			Frequency
Valid	0	Not Marked	0
	1	Marked	0
Missing	97	Legitimate Skip	2614

Valid	Invalid
0	2614

M1P32AD4 - P32AD4 MAINPARTNER ASIAN-JAPANESE- M1

Type	Code
Measurement Unit	Numeric

M1P32AD4	Q32. What is [PARTNER]'s race or ethnic origin? Select all that apply. Q32A. Main Partner Q32Ad4. Japanese
Logic	if Q32Ad=1, ask Q32Ad1-7

			Frequency
Valid	0	Not Marked	0
	1	Marked	0
Missing	97	Legitimate Skip	2614

Valid	Invalid
0	2614

M1P32AD5 - P32AD5 MAINPARTNER ASIAN-KOREAN- M1

Type	Code
Measurement Unit	Numeric
M1P32AD5	Q32. What is [PARTNER]'s race or ethnic origin? Select all that apply. Q32A. Main Partner Q32Ad5. Korean
Logic	if Q32Ad=1, ask Q32Ad1-7

			Frequency
Valid	0	Not Marked	0
	1	Marked	0
Missing	97	Legitimate Skip	2614

Valid	Invalid
0	2614

M1P32AD6 - P32AD6 MAINPARTNER ASIAN-VIETNAMESE- M1

Type	Code
Measurement Unit	Numeric
M1P32AD6	Q32. What is [PARTNER]'s race or ethnic origin? Select all that apply. Q32A. Main Partner Q32Ad6. Vietnamese
Logic	if Q32Ad=1, ask Q32Ad1-7

			Frequency
Valid	0	Not Marked	0
	1	Marked	0
Missing	97	Legitimate Skip	2614

Valid	Invalid
-------	---------

0	2614
---	------

M1P32AD7 - P32AD7 MAINPARTNER ASIAN-OTHER- M1

Type	Code
Measurement Unit	Numeric
M1P32AD7	Q32. What is [PARTNER]'s race or ethnic origin? Select all that apply. Q32A. Main Partner Q32Ad7. Other Asian
Logic	if Q32Ad=1, ask Q32Ad1-7

			Frequency
Valid	0	Not Marked	0
	1	Marked	0
Missing	97	Legitimate Skip	2614

Valid	Invalid
0	2614

M1P32AE1 - P32AE1 MAINPARTNER PI-HAWAIIAN- M1

Type	Code
Measurement Unit	Numeric
M1P32AE1	Q32. What is [PARTNER]'s race or ethnic origin? Select all that apply. Q32A. Main Partner Q32Ae1. Native Hawaiian
Logic	if Q32Ae=1, ask Q32Ae1-4

			Frequency
Valid	0	Not Marked	0
	1	Marked	0
Missing	97	Legitimate Skip	2614

Valid	Invalid
0	2614

M1P32AE2 - P32AE2 MAINPARTNER PI-SAMOAN- M1

Type	Code
Measurement Unit	Numeric
M1P32AE2	Q32. What is [PARTNER]'s race or ethnic origin? Select all that apply. Q32A. Main Partner Q32Ae2. Samoan
Logic	if Q32Ae=1, ask Q32Ae1-4

			Frequency
Valid	0	Not Marked	0
	1	Marked	0
Missing	97	Legitimate Skip	2614

Valid	Invalid
0	2614

M1P32AE3 - P32AE3 MAINPARTNER PI-GUAM OR CHAMO- M1

Type	Code
Measurement Unit	Numeric
M1P32AE3	Q32. What is [PARTNER]'s race or ethnic origin? Select all that apply. Q32A. Main Partner Q32Ae3. Guamanian or Chamorro/Chamorra
Logic	if Q32Ae=1, ask Q32Ae1-4

			Frequency
Valid	0	Not Marked	0
	1	Marked	0
Missing	97	Legitimate Skip	2614

Valid	Invalid
0	2614

M1P32AE4 - P32AE4 MAINPARTNER PI-OTHER- M1

Type	Code
Measurement Unit	Numeric
M1P32AE4	Q32. What is [PARTNER]'s race or ethnic origin? Select all that apply. Q32A. Main Partner Q32Ae4. Other Pacific Islander
Logic	if Q32Ae=1, ask Q32Ae1-4

			Frequency
Valid	0	Not Marked	0
	1	Marked	0
Missing	97	Legitimate Skip	2614

Valid	Invalid
0	2614

M1P33AA - P33AA MAINPARTNER MALE- M1

Type	Code
Measurement Unit	Numeric
M1P33AA	Q33. What is [PARTNER]'s current gender identity? Select all that apply. Q33A. Main Partner Q33Aa. Male
Logic	if Q28=1, ask Q33A

			Frequency	% of total	% of valid
Valid	8888	Request access	2614	100%	100%
		Total	2,614	100%	100%

Valid	Invalid	Minimum	Maximum
2614	0	8888	8888

M1P33AB - P33AB MAINPARTNER FEMALE- M1

Type	Code
Measurement Unit	Numeric
M1P33AB	Q33. What is [PARTNER]'s current gender identity? Select all that apply. Q33A. Main Partner Q33Ab. Female
Logic	if Q28=1, ask Q33A

			Frequency	% of total	% of valid
Valid	8888	Request access	2614	100%	100%
		Total	2,614	100%	100%

Valid	Invalid	Minimum	Maximum
2614	0	8888	8888

M1P33AC - P33AC MAINPARTNER TRANSGENDER- M1

Type	Code
Measurement Unit	Numeric
M1P33AC	Q33. What is [PARTNER]'s current gender identity? Select all that apply. Q33A. Main Partner Q33Ac. Transgender
Logic	if Q28=1, ask Q33A

			Frequency	% of total	% of valid
Valid	8888	Request access	2614	100%	100%
		Total	2,614	100%	100%

Valid	Invalid	Minimum	Maximum
2614	0	8888	8888

M1P33AD - P33AD MAINPARTNER GNB/GQ- M1

Type	Code
Measurement Unit	Numeric
M1P33AD	Q33. What is [PARTNER]'s current gender identity? Select all that apply. Q33A. Main Partner Q33Ad. Gender non-binary/genderqueer
Logic	if Q28=1, ask Q33A

			Frequency	% of total	% of valid
Valid	8888	Request access	2614	100%	100%
Total			2,614	100%	100%

Valid	Invalid	Minimum	Maximum
2614	0	8888	8888

M1P33AE - P33AE MAINPARTNER NOT SURE- M1

Type	Code
Measurement Unit	Numeric
M1P33AE	Q33. What is [PARTNER]'s current gender identity? Select all that apply. Q33A. Main Partner Q33Ae. They are not sure of their gender identity (they are "questioning" their gender identity)
Logic	if Q28=1, ask Q33A

			Frequency	% of total	% of valid
Valid	8888	Request access	2614	100%	100%
Total			2,614	100%	100%

Valid	Invalid	Minimum	Maximum
2614	0	8888	8888

M1P33AF - P33AF MAINPARTNER DON'T UNDERSTAND- M1

Type	Code
Measurement Unit	Numeric
M1P33AF	Q33. What is [PARTNER]'s current gender identity? Select all that apply. Q33A. Main Partner Q33Af. I do not know what this question is asking

Logic	if Q28=1, ask Q33A
-------	--------------------

			Frequency	% of total	% of valid
Valid	8888	Request access	2614	100%	100%
		Total	2,614	100%	100%

Valid	Invalid	Minimum	Maximum
2614	0	8888	8888

M1P33AG - P33AG MAINPARTNER DON'T KNOW ANSWER- M1

Type	Code
Measurement Unit	Numeric
M1P33AG	Q33. What is [PARTNER]'s current gender identity? Select all that apply. Q33A. Main Partner Q33Ag. I do not know the answer
Logic	if Q28=1, ask Q33A

			Frequency	% of total	% of valid
Valid	8888	Request access	2614	100%	100%
		Total	2,614	100%	100%

Valid	Invalid	Minimum	Maximum
2614	0	8888	8888

M1P34A - P34A MAINPARTNER SEX AT BIRTH(SAB)- M1

Type	Code
Measurement Unit	Numeric
M1P34A	Q34. What is [PARTNER]'s sex? By sex we mean, the sex they were assigned at birth, on their original birth certificate. Q34A. Main Partner
Logic	if Q28=1, ask Q34A

			Frequency	% of total	% of valid
Valid	1	Male	17	0.65%	73.91%
	2	Female	6	0.23%	26.09%
		Total	23	0.88%	100%
Missing	97	Legitimate Skip	2591	99.12%	
		Total	2,591	99.12%	

Valid	Invalid	Minimum	Maximum
23	2591	1	2

 M1P35A - P35A MAINPARTNER NHIS-SO- M1

Type	Code
Measurement Unit	Numeric
M1P35A	Q35. Which of the following best represents how [PARTNER] thinks of themselves? Q35A. Main Partner
Logic	if Q28=1, ask Q35A

			Frequency	% of total	% of valid
Valid	1	Gay or lesbian	0	0%	0%
	2	Straight, that is, not gay, lesbian, or bisexual	20	0.77%	86.96%
	3	Bisexual	1	0.04%	4.35%
	4	Something else	2	0.08%	8.7%
	5	They are not sure of their sexuality (they are "questioning" their sexuality)	0	0%	0%
	6	I do not know the answer	0	0%	0%
Total			23	0.88%	100%
Missing	97	Legitimate Skip	2591	99.12%	
	Total		2,591	99.12%	

Valid	Invalid	Minimum	Maximum
23	2591	2	4

 M1P36A - P36A MAINPARTNER HAPPY WITH- M1

Type	Code
Measurement Unit	Numeric
M1P36A	Q36. In general, how happy are you in your relationship with [PARTNER]? Q36A. Main Partner
Logic	if Q28=1, ask Q36A

			Frequency	% of total	% of valid
Valid	1	Very Happy	10	0.38%	43.48%
	2	Fairly happy	8	0.31%	34.78%
	3	Not too happy	5	0.19%	21.74%
Total			23	0.88%	100%
Missing	97	Legitimate Skip	2591	99.12%	
	Total		2,591	99.12%	

Valid	Invalid	Minimum	Maximum
23	2591	1	3

 M1P37A - P37A MAINPARTNER SATISFY SEX LIFE- M1

Type	Code
Measurement Unit	Numeric
M1P37A	Q37. In general, how satisfied are you with your sex life with [PARTNER]? Q37A. Main Partner
Logic	if Q28=1, ask Q37A

			Frequency	% of total	% of valid
Valid	1	Very satisfied	9	0.34%	39.13%
	2	Fairly satisfied	9	0.34%	39.13%
	3	Not too satisfied	5	0.19%	21.74%
	Total		23	0.88%	100%
Missing	97	Legitimate Skip	2591	99.12%	
	Total		2,591	99.12%	

Valid	Invalid	Minimum	Maximum
23	2591	1	3

 M1P38A - P38A MAINPARTNER SLAP/HIT/KICK YOU- M1

Type	Code
Measurement Unit	Numeric
M1P38A	Q38. In the past year, how often has [PARTNER] slapped, hit or kicked you? Q38A. Main Partner
Logic	if Q28=1, ask Q38A

			Frequency	% of total	% of valid
Valid	1	This did not happen in the last year of the relationship, but it did happen before then	1	0.04%	4.35%
	2	Never	17	0.65%	73.91%
	3	Once	4	0.15%	17.39%
	4	Twice	0	0%	0%
	5	3 to 5 times	0	0%	0%
	6	More than 5 times	1	0.04%	4.35%
	Total		23	0.88%	100%
Missing	97	Legitimate Skip	2591	99.12%	
	Total		2,591	99.12%	

Valid	Invalid	Minimum	Maximum
23	2591	1	6

 M1P39A - P39A MAINPARTNER INSIST/MAKE SEX- M1

Type	Code
Measurement Unit	Numeric
M1P39A	Q39. In the past year, how often has [PARTNER] insisted on or made you have sex with them when you did not want to? By sex we mean oral, vaginal, or anal sex or other sexual touching. Q39A. Main Partner
Logic	if Q28=1, ask Q39A

			Frequency	% of total	% of valid
Valid	1	This did not happen in the past year, but it did happen before then	0	0%	0%
	2	Never	17	0.65%	73.91%
	3	Once	1	0.04%	4.35%
	4	Twice	3	0.11%	13.04%
	5	3 to 5 times	0	0%	0%
	6	More than 5 times	2	0.08%	8.7%
		Total	23	0.88%	100%
Missing	97	Legitimate Skip	2591	99.12%	
		Total	2,591	99.12%	

Valid	Invalid	Minimum	Maximum
23	2591	2	6

 M1P40A - P40A MAINPARTNER YOU SLAP/HIT/KICK- M1

Type	Code
Measurement Unit	Numeric
M1P40A	Q40. In the past year, how often have you slapped, hit or kicked [PARTNER]? Q40A. Main Partner
Logic	if Q28=1, ask Q40A

			Frequency	% of total	% of valid
--	--	--	-----------	------------	------------

Valid	1	This did not happen in the past year, but it did happen before then	0	0%	0%
	2	Never	19	0.73%	82.61%
	3	Once	2	0.08%	8.7%
	4	Twice	0	0%	0%
	5	3 to 5 times	1	0.04%	4.35%
	6	More than 5 times	1	0.04%	4.35%
		Total	23	0.88%	100%
Missing	97	Legitimate Skip	2591	99.12%	
		Total	2,591	99.12%	

Valid	Invalid	Minimum	Maximum
23	2591	2	6

 M1P41A - P41A MAINPARTNER YOU INSIST/MAKE SEX- M1

Type	Code
Measurement Unit	Numeric
M1P41A	Q41. In the past year, how often have you insisted on or made [PARTNER] have sex relations with you when they did not want to? By sex we mean oral, vaginal, or anal sex or other sexual touching. Q41A. Main Partner
Logic	if Q28=1, ask Q41A

			Frequency	% of total	% of valid
Valid	1	This did not happen in the past year, but it did happen before then	0	0%	0%
	2	Never	21	0.8%	91.3%
	3	Once	1	0.04%	4.35%
	4	Twice	0	0%	0%
	5	3 to 5 times	0	0%	0%
	6	More than 5 times	1	0.04%	4.35%
		Total	23	0.88%	100%
Missing	97	Legitimate Skip	2591	99.12%	
		Total	2,591	99.12%	

Valid	Invalid	Minimum	Maximum
23	2591	2	6

 M1P29B - P29B CURRPARTNER1 RELATIONSHIP- M1

Type	Code
Measurement Unit	Numeric
M1P29B	Q29. In this relationship with [PARTNER] are you: Q29B. Current Partner #1
Logic	if Q14≥2 and Q28=0, ask Q29B

			Frequency	% of total	% of valid
Valid	1	Married	0	0%	0%
	2	Engaged	0	0%	0%
	3	Separated	0	0%	0%
	4	Dating exclusively	1	0.04%	4%
	5	Dating, not exclusively	11	0.42%	44%
	6	Only having sex	13	0.5%	52%
		Total	25	0.96%	100%
Missing	97	Legitimate Skip	2589	99.04%	
		Total	2,589	99.04%	

Valid	Invalid	Minimum	Maximum
25	2589	4	6

M1P30B - P30B CURRPARTNER1 YEARS WITH- M1

Type	Code
Measurement Unit	Numeric
M1P30B	Q30. How long have you been in a relationship with [PARTNER]? Please make your best estimate. Q30B. Current Partner #1
Logic	if Q14≥2 and Q28=0, ask Q30B

			Frequency	% of total	% of valid
Valid	1	Less than 1 year	12	0.46%	48%
	2	1-2 years	6	0.23%	24%
	3	3-5 years	3	0.11%	12%
	4	More than 5 years	4	0.15%	16%
		Total	25	0.96%	100%
Missing	97	Legitimate Skip	2589	99.04%	
		Total	2,589	99.04%	

Valid	Invalid	Minimum	Maximum
25	2589	1	4

 M1P31B - P31B CURRPARTNER1 AGE- M1

Type	Numeric (Double)
Measurement Unit	Numeric
M1P31B	Q31. About how old is [PARTNER] now? Q31B. Current Partner #1
Logic	if Q14≥2 and Q28=0, ask Q31B

			Frequency	% of total	% of valid
Missing	997	Legitimate Skip	2589	99.04%	
		Total	2,589	99.04%	

Valid	Invalid	Minimum	Maximum	Mean	StdDev
25	2589	21	67	40.56	10.440625...

 M1P32BA - P32BA CURRPARTNER1 WHITE - M1

Type	Code
Measurement Unit	Numeric
M1P32BA	Q32. What is [PARTNER]'s race or ethnic origin? Select all that apply. Q32B. Current Partner #1 Q32Ba.White
Logic	if Q14≥2 and Q28=0, ask Q32B

			Frequency	% of total	% of valid
Valid	0	Not Marked	9	0.34%	36%
	1	Marked	16	0.61%	64%
		Total	25	0.96%	100%
Missing	97	Legitimate Skip	2589	99.04%	
		Total	2,589	99.04%	


Valid	Invalid	Minimum	Maximum
25	2589	0	1

 M1P32BB - P32BB CURRPARTNER1 BLACK- M1

Type	Code
Measurement Unit	Numeric
M1P32BB	Q32. What is [PARTNER]'s race or ethnic origin? Select all that apply. Q32B. Current Partner #1 Q32Bb. Black, African American
Logic	if Q14≥2 and Q28=0, ask Q32B

			Frequency	% of total	% of valid
Valid	0	Not Marked	18	0.69%	72%
	1	Marked	7	0.27%	28%
		Total	25	0.96%	100%
Missing	97	Legitimate Skip	2589	99.04%	
		Total	2,589	99.04%	


Valid	Invalid	Minimum	Maximum
25	2589	0	1

 M1P32BC - P32BC CURRPARTNER1 HISPANIC- M1

Type	Code
Measurement Unit	Numeric
M1P32BC	Q32. What is [PARTNER]'s race or ethnic origin? Select all that apply. Q32B. Current Partner #1 Q32Bc. Hispanic- Please specify
Logic	if Q14≥2 and Q28=0, ask Q32B

			Frequency	% of total	% of valid
Valid	0	Not Marked	22	0.84%	88%
	1	Marked	3	0.11%	12%
		Total	25	0.96%	100%
Missing	97	Legitimate Skip	2589	99.04%	
		Total	2,589	99.04%	

Valid	Invalid	Minimum	Maximum
25	2589	0	1

 M1P32BD - P32BD CURRPARTNER1 ASIAN- M1

Type	Code
Measurement Unit	Numeric
M1P32BD	Q32. What is [PARTNER]'s race or ethnic origin? Select all that apply. Q32B. Current Partner #1 Q32Bd. Asian - Please specify
Logic	if Q14≥2 and Q28=0, ask Q32B

			Frequency	% of total	% of valid
Valid	0	Not Marked	25	0.96%	100%
	1	Marked	0	0%	0%
		Total	25	0.96%	100%

Missing	97	Legitimate Skip	2589	99.04%	
		Total	2,589	99.04%	

Valid	Invalid	Minimum	Maximum
25	2589	0	0

 M1P32BE - P32BE CURRPARTNER1 PI- M1

Type	Code
Measurement Unit	Numeric
M1P32BE	Q32. What is [PARTNER]'s race or ethnic origin? Select all that apply. Q32B. Current Partner #1 Q32Be. Pacific Islander - Please specify
Logic	if Q14≥2 and Q28=0, ask Q32B

			Frequency	% of total	% of valid
Valid	0	Not Marked	25	0.96%	100%
	1	Marked	0	0%	0%
		Total	25	0.96%	100%
Missing	97	Legitimate Skip	2589	99.04%	
		Total	2,589	99.04%	

Valid	Invalid	Minimum	Maximum
25	2589	0	0

 M1P32BF - P32BF CURRPARTNER1 AI/AN- M1

Type	Code
Measurement Unit	Numeric
M1P32BF	Q32. What is [PARTNER]'s race or ethnic origin? Select all that apply. Q32B. Current Partner #1 Q32Bf. American Indian or Alaska Native
Logic	if Q14≥2 and Q28=0, ask Q32B

			Frequency	% of total	% of valid
Valid	0	Not Marked	25	0.96%	100%
	1	Marked	0	0%	0%
		Total	25	0.96%	100%
Missing	97	Legitimate Skip	2589	99.04%	
		Total	2,589	99.04%	

Valid	Invalid	Minimum	Maximum
-------	---------	---------	---------

25	2589	0	0
----	------	---	---

M1P32BG - P32BG CURRPARTNER1 OTHER- M1

Type	Code
Measurement Unit	Numeric
M1P32BG	Q32. What is [PARTNER]'s race or ethnic origin? Select all that apply. Q32B. Current Partner #1 Q32Bg. Some other race or origin
Logic	if Q14≥2 and Q28=0, ask Q32B

			Frequency	% of total	% of valid
Valid	0	Not Marked	25	0.96%	100%
	1	Marked	0	0%	0%
		Total	25	0.96%	100%
Missing	97	Legitimate Skip	2589	99.04%	
		Total	2,589	99.04%	

Valid	Invalid	Minimum	Maximum
25	2589	0	0

M1P32BC1 - P32BC1 CURRPARTNER1 HISP-MEXICAN- M1

Type	Code
Measurement Unit	Numeric
M1P32BC1	Q32. What is [PARTNER]'s race or ethnic origin? Select all that apply. Q32B. Current Partner #1 Q32Bc1. Mexican, Mexican American, Chicano/Chicana
Logic	if Q32Bc=1, ask Q32Bc1-4

			Frequency	% of total	% of valid
Valid	0	Not Marked	1	0.04%	33.33%
	1	Marked	2	0.08%	66.67%
		Total	3	0.11%	100%
Missing	97	Legitimate Skip	2611	99.89%	
		Total	2,611	99.89%	

Valid	Invalid	Minimum	Maximum
3	2611	0	1

M1P32BC2 - P32BC2 CURRPARTNER1 HISP-PUERTO RICAN- M1

Type	Code
Measurement Unit	Numeric
M1P32BC2	Q32. What is [PARTNER]'s race or ethnic origin? Select all that apply. Q32B. Current Partner #1 Q32Bc2. Puerto Rican
Logic	if Q32Bc=1, ask Q32Bc1-4

			Frequency	% of total	% of valid
Valid	0	Not Marked	2	0.08%	66.67%
	1	Marked	1	0.04%	33.33%
	Total		3	0.11%	100%
Missing	97	Legitimate Skip	2611	99.89%	
	Total		2,611	99.89%	

Valid	Invalid	Minimum	Maximum
3	2611	0	1

M1P32BC3 - P32BC3 CURRPARTNER1 HISP-CUBAN- M1

Type	Code
Measurement Unit	Numeric
M1P32BC3	Q32. What is [PARTNER]'s race or ethnic origin? Select all that apply. Q32B. Current Partner #1 Q32Bc3. Cuban
Logic	if Q32Bc=1, ask Q32Bc1-4

			Frequency	% of total	% of valid
Valid	0	Not Marked	3	0.11%	100%
	1	Marked	0	0%	0%
	Total		3	0.11%	100%
Missing	97	Legitimate Skip	2611	99.89%	
	Total		2,611	99.89%	

Valid	Invalid	Minimum	Maximum
3	2611	0	0

M1P32BC4 - P32BC4 CURRPARTNER1 HISP-OTHER- M1

Type	Code
Measurement Unit	Numeric

M1P32BC4	Q32. What is [PARTNER]'s race or ethnic origin? Select all that apply. Q32B. Current Partner #1 Q32Bc4. Other Hispanic, Latino/Latina, or Spanish origin
Logic	if Q32Bc=1, ask Q32Bc1-4

			Frequency	% of total	% of valid
Valid	0	Not Marked	3	0.11%	100%
	1	Marked	0	0%	0%
Total			3	0.11%	100%
Missing	97	Legitimate Skip	2611	99.89%	
		Total	2,611	99.89%	

Valid	Invalid	Minimum	Maximum
3	2611	0	0

 M1P32BD1 - P32BD1 CURRPARTNER1 ASIAN-INDIAN- M1

Type	Code
Measurement Unit	Numeric
M1P32BD1	Q32. What is [PARTNER]'s race or ethnic origin? Select all that apply. Q32B. Current Partner #1 Q32Bd1. Indian
Logic	if Q32Bc=1, ask Q32Bc1-4

			Frequency
Valid	0	Not Marked	0
	1	Marked	0
Missing	97	Legitimate Skip	2614

Valid	Invalid
0	2614

 M1P32BD2 - P32BD2 CURRPARTNER1 ASIAN-CHINESE- M1

Type	Code
Measurement Unit	Numeric
M1P32BD2	Q32. What is [PARTNER]'s race or ethnic origin? Select all that apply. Q32B. Current Partner #1 Q32Bd2. Chinese
Logic	if Q32Bd=1, ask Q32Bd1-7

			Frequency

Valid	0	Not Marked	0
	1	Marked	0
Missing	97	Legitimate Skip	2614

Valid	Invalid
0	2614

 M1P32BD3 - P32BD3 CURRPARTNER1 ASIAN-FILIPINO- M1

Type	Code
Measurement Unit	Numeric
M1P32BD3	Q32. What is [PARTNER]’s race or ethnic origin? Select all that apply. Q32B. Current Partner #1 Q32Bd3. Filipino/Filipina
Logic	if Q32Bd=1, ask Q32Bd1-7

			Frequency
Valid	0	Not Marked	0
	1	Marked	0
Missing	97	Legitimate Skip	2614

Valid	Invalid
0	2614

 M1P32BD4 - P32BD4 CURRPARTNER1 ASIAN-JAPANESE- M1

Type	Code
Measurement Unit	Numeric
M1P32BD4	Q32. What is [PARTNER]’s race or ethnic origin? Select all that apply. Q32B. Current Partner #1 Q32Bd4. Japanese
Logic	if Q32Bd=1, ask Q32Bd1-7

			Frequency
Valid	0	Not Marked	0
	1	Marked	0
Missing	97	Legitimate Skip	2614

Valid	Invalid
0	2614

 M1P32BD5 - P32BD5 CURRPARTNER1 ASIAN-KOREAN- M1

Type	Code
------	------

Measurement Unit	Numeric
M1P32BD5	Q32. What is [PARTNER]'s race or ethnic origin? Select all that apply. Q32B. Current Partner #1 Q32Bd5. Korean
Logic	if Q32Bd=1, ask Q32Bd1-7

			Frequency
Valid	0	Not Marked	0
	1	Marked	0
Missing	97	Legitimate Skip	2614

Valid	Invalid
0	2614

M1P32BD6 - P32BD6 CURRPARTNER1 ASIAN-VIETNAMESE- M1

Type	Code
Measurement Unit	Numeric
M1P32BD6	Q32. What is [PARTNER]'s race or ethnic origin? Select all that apply. Q32B. Current Partner #1 Q32Bd6. Vietnamese
Logic	if Q32Bd=1, ask Q32Bd1-7

			Frequency
Valid	0	Not Marked	0
	1	Marked	0
Missing	97	Legitimate Skip	2614

Valid	Invalid
0	2614

M1P32BD7 - P32BD7 CURRPARTNER1 ASIAN-OTHER- M1

Type	Code
Measurement Unit	Numeric
M1P32BD7	Q32. What is [PARTNER]'s race or ethnic origin? Select all that apply. Q32B. Current Partner #1 Q32Bd7. Other Asian
Logic	if Q32Bd=1, ask Q32Bd1-7

			Frequency
Valid	0	Not Marked	0
	1	Marked	0
Missing	97	Legitimate Skip	2614

Valid	Invalid
0	2614

M1P32BE1 - P32BE1 CURRPARTNER1 PI-HAWAIIAN- M1

Type	Code
Measurement Unit	Numeric
M1P32BE1	Q32. What is [PARTNER]'s race or ethnic origin? Select all that apply. Q32B. Current Partner #1 Q32Be1. Native Hawaiian
Logic	if Q32Be=1, ask Q32Be1-4

			Frequency
Valid	0	Not Marked	0
	1	Marked	0
Missing	97	Legitimate Skip	2614

Valid	Invalid
0	2614

M1P32BE2 - P32BE2 CURRPARTNER1 PI-SAMOAN- M1

Type	Code
Measurement Unit	Numeric
M1P32BE2	Q32. What is [PARTNER]'s race or ethnic origin? Select all that apply. Q32B. Current Partner #1 Q32Be2. Samoan
Logic	if Q32Be=1, ask Q32Be1-4

			Frequency
Valid	0	Not Marked	0
	1	Marked	0
Missing	97	Legitimate Skip	2614

Valid	Invalid
0	2614

M1P32BE3 - P32BE3 CURRPARTNER1 PI-GUAM OR CHAMO- M1

Type	Code
Measurement Unit	Numeric
M1P32BE3	Q32. What is [PARTNER]'s race or ethnic origin? Select all that apply. Q32B. Current Partner #1 Q32Be3. Guamanian or Chamorro/Chamorra

Logic	if Q32Be=1, ask Q32Be1-4
-------	--------------------------

			Frequency
Valid	0	Not Marked	0
	1	Marked	0
Missing	97	Legitimate Skip	2614


Valid	Invalid
0	2614

 M1P32BE4 - P32BE4 CURRPARTNER1 PI-OTHER- M1

Type	Code
Measurement Unit	Numeric
M1P32BE4	Q32. What is [PARTNER]'s race or ethnic origin? Select all that apply. Q32B. Current Partner #1 Q32Be4. Other Pacific Islander
Logic	if Q32Be=1, ask Q32Be1-4

			Frequency
Valid	0	Not Marked	0
	1	Marked	0
Missing	97	Legitimate Skip	2614

Valid	Invalid
0	2614

 M1P33BA - P33BA CURRPARTNER1 MALE- M1

Type	Code
Measurement Unit	Numeric
M1P33BA	Q33. What is [PARTNER]'s current gender identity? Select all that apply. Q33C. Current Partner #1 Q33Ca. Male
Logic	if Q14≥2 and Q28=0, ask Q33B

			Frequency	% of total	% of valid
Valid	8888	Request access	2614	100%	100%
		Total	2,614	100%	100%

Valid	Invalid	Minimum	Maximum
2614	0	8888	8888

 M1P33BB - P33BB CURRPARTNER1 FEMALE- M1

Type	Code
Measurement Unit	Numeric
M1P33BB	Q33. What is [PARTNER]'s current gender identity? Select all that apply. Q33C. Current Partner #1 Q33Cb. Female
Logic	if Q14≥2 and Q28=0, ask Q33B

			Frequency	% of total	% of valid
Valid	8888	Request access	2614	100%	100%
		Total	2,614	100%	100%

Valid	Invalid	Minimum	Maximum
2614	0	8888	8888

 M1P33BC - P33BC CURRPARTNER1 TRANSGENDER- M1

Type	Code
Measurement Unit	Numeric
M1P33BC	Q33. What is [PARTNER]'s current gender identity? Select all that apply. Q33C. Current Partner #1 Q33Cc. Transgender
Logic	if Q14≥2 and Q28=0, ask Q33B

			Frequency	% of total	% of valid
Valid	8888	Request access	2614	100%	100%
		Total	2,614	100%	100%

Valid	Invalid	Minimum	Maximum
2614	0	8888	8888

 M1P33BD - P33BD CURRPARTNER1 GNB/GQ- M1

Type	Code
Measurement Unit	Numeric
M1P33BD	Q33. What is [PARTNER]'s current gender identity? Select all that apply. Q33C. Current Partner #1 Q33Cd. Gender non-binary/genderqueer
Logic	if Q14≥2 and Q28=0, ask Q33B

			Frequency	% of total	% of valid
--	--	--	-----------	------------	------------

Valid	8888	Request access	2614	100%	100%
		Total	2,614	100%	100%

Valid	Invalid	Minimum	Maximum
2614	0	8888	8888

M1P33BE - P33BE CURRPARTNER1 NOT SURE- M1

Type	Code
Measurement Unit	Numeric
M1P33BE	Q33. What is [PARTNER]'s current gender identity? Select all that apply. Q33C. Current Partner #1 Q33Ce. They are not sure of their gender identity (they are "questioning" their gender identity)
Logic	if Q14≥2 and Q28=0, ask Q33B

			Frequency	% of total	% of valid
Valid	8888	Request access	2614	100%	100%
		Total	2,614	100%	100%

Valid	Invalid	Minimum	Maximum
2614	0	8888	8888

M1P33BF - P33BF CURRPARTNER1 DON'T UNDERSTAND- M1

Type	Code
Measurement Unit	Numeric
M1P33BF	Q33. What is [PARTNER]'s current gender identity? Select all that apply. Q33C. Current Partner #1 Q33Cf. I do not know what this question is asking
Logic	if Q14≥2 and Q28=0, ask Q33B

			Frequency	% of total	% of valid
Valid	8888	Request access	2614	100%	100%
		Total	2,614	100%	100%

Valid	Invalid	Minimum	Maximum
2614	0	8888	8888

M1P33BG - P33BG CURRPARTNER1 DON'T KNOW ANSWER- M1

Type	Code
Measurement Unit	Numeric

M1P33BG	Q33. What is [PARTNER]'s current gender identity? Select all that apply. Q33C. Current Partner #1 Q33Cg. I do not know the answer
Logic	if Q14≥2 and Q28=0, ask Q33B

			Frequency	% of total	% of valid
Valid	8888	Request access	2614	100%	100%
		Total	2,614	100%	100%

Valid	Invalid	Minimum	Maximum
2614	0	8888	8888

M1P34B - P34B CURRPARTNER1 SEX AT BIRTH(SAB)- M1

Type	Code
Measurement Unit	Numeric
M1P34B	Q34. What is [PARTNER]'s sex? By sex we mean, the sex they were assigned at birth, on their original birth certificate. Q34B. Current Partner #1
Logic	if Q14≥2 and Q28=0, ask Q34B

			Frequency	% of total	% of valid
Valid	1	Male	19	0.73%	76%
	2	Female	6	0.23%	24%
		Total	25	0.96%	100%
Missing	97	Legitimate Skip	2589	99.04%	
		Total	2,589	99.04%	

Valid	Invalid	Minimum	Maximum
25	2589	1	2

M1P35B - P35B CURRPARTNER1 NHIS-SO- M1

Type	Code
Measurement Unit	Numeric
M1P35B	Q35. Which of the following best represents how [PARTNER] thinks of themselves? Q35B. Current Partner #1
Logic	if Q14≥2 and Q28=0, ask Q35B

			Frequency	% of total	% of valid
--	--	--	-----------	------------	------------

Valid	1	Gay or lesbian	6	0.23%	24%
	2	Straight, that is, not gay, lesbian, or bisexual	15	0.57%	60%
	3	Bisexual	1	0.04%	4%
	4	Something else	0	0%	0%
	5	They are not sure of their sexuality (they are "questioning" their sexuality)	1	0.04%	4%
	6	I do not know the answer	2	0.08%	8%
		Total	25	0.96%	100%
Missing	97	Legitimate Skip	2589	99.04%	
		Total	2,589	99.04%	

Valid	Invalid	Minimum	Maximum
25	2589	1	6

 M1P36B - P36B CURRPARTNER1 HAPPY WITH- M1

Type	Code
Measurement Unit	Numeric
M1P36B	Q36. In general, how happy are you in your relationship with [PARTNER]? Q36B. Current Partner #1
Logic	if Q14≥2 and Q28=0, ask Q36B

Valid	1	Very Happy	6	0.23%	24%	
	2	Fairly happy	15	0.57%	60%	
	3	Not too happy	4	0.15%	16%	
		Total	25	0.96%	100%	
	Missing	97	Legitimate Skip	2589	99.04%	
			Total	2,589	99.04%	

Valid	Invalid	Minimum	Maximum
25	2589	1	3

 M1P37B - P37B CURRPARTNER1 SATISFY SEX LIFE- M1

Type	Code
Measurement Unit	Numeric
M1P37B	Q37. In general, how satisfied are you with your sex life with [PARTNER]? Q37B. Current Partner #1
Logic	if Q14≥2 and Q28=0, ask Q37B

			Frequency	% of total	% of valid
Valid	1	Very satisfied	11	0.42%	44%
	2	Fairly satisfied	11	0.42%	44%
	3	Not too satisfied	3	0.11%	12%
		Total	25	0.96%	100%
Missing	97	Legitimate Skip	2589	99.04%	
		Total	2,589	99.04%	

Valid	Invalid	Minimum	Maximum
25	2589	1	3

 M1P38B - P38B CURRPARTNER1 SLAP/HIT/KICK YOU- M1

Type	Code
Measurement Unit	Numeric
M1P38B	Q38. In the past year, how often has [PARTNER] slapped, hit or kicked you? Q38B. Current Partner #1
Logic	if Q14≥2 and Q28=0, ask Q38B

			Frequency	% of total	% of valid
Valid	1	This did not happen in the past year, but it did happen before then	0	0%	0%
	2	Never	25	0.96%	100%
	3	Once	0	0%	0%
	4	Twice	0	0%	0%
	5	3 to 5 times	0	0%	0%
	6	More than 5 times	0	0%	0%
		Total	25	0.96%	100%
Missing	97	Legitimate Skip	2589	99.04%	
		Total	2,589	99.04%	

Valid	Invalid	Minimum	Maximum
25	2589	2	2


 M1P39B - P39B CURRPARTNER1 INSIST/MAKE SEX- M1

Type	Code
Measurement Unit	Numeric

M1P39B	Q39. In the past year, how often has [PARTNER] insisted on or made you have sex with them when you did not want to? By sex we mean oral, vaginal, or anal sex or other sexual touching. Q39B. Current Partner #1
Logic	if Q14≥2 and Q28=0, ask Q39B

			Frequency	% of total	% of valid
Valid	1	This did not happen in the past year, but it did happen before then	0	0%	0%
	2	Never	24	0.92%	96%
	3	Once	0	0%	0%
	4	Twice	1	0.04%	4%
	5	3 to 5 times	0	0%	0%
	6	More than 5 times	0	0%	0%
		Total	25	0.96%	100%
Missing	97	Legitimate Skip	2589	99.04%	
		Total	2,589	99.04%	


Valid	Invalid	Minimum	Maximum
25	2589	2	4

 M1P40B - P40B CURRPARTNER1 YOU SLAP/HIT/KICK- M1

Type	Code
Measurement Unit	Numeric
M1P40B	Q40. In the past year, how often have you slapped, hit or kicked [PARTNER]? Q40B. Current Partner #1
Logic	if Q14≥2 and Q28=0, ask Q40B

			Frequency	% of total	% of valid
Valid	1	This did not happen in the past year, but it did happen before then	0	0%	0%
	2	Never	25	0.96%	100%
	3	Once	0	0%	0%
	4	Twice	0	0%	0%
	5	3 to 5 times	0	0%	0%
	6	More than 5 times	0	0%	0%
		Total	25	0.96%	100%
Missing	97	Legitimate Skip	2589	99.04%	
		Total	2,589	99.04%	

Valid	Invalid	Minimum	Maximum
25	2589	2	2

 M1P41B - P41B CURRPARTNER1 YOU INSIST/MAKE SEX-M1

Type	Code
Measurement Unit	Numeric
M1P41B	Q41. In the past year, how often have you insisted on or made [PARTNER] have sex relations with you when they did not want to? By sex we mean oral, vaginal, or anal sex or other sexual touching. Q41B. Current Partner #1
Logic	if Q14≥2 and Q28=0, ask Q41B

			Frequency	% of total	% of valid
Valid	1	This did not happen in the past year, but it did happen before then	0	0%	0%
	2	Never	25	0.96%	100%
	3	Once	0	0%	0%
	4	Twice	0	0%	0%
	5	3 to 5 times	0	0%	0%
	6	More than 5 times	0	0%	0%
		Total	25	0.96%	100%
Missing	97	Legitimate Skip	2589	99.04%	
		Total	2,589	99.04%	

Valid	Invalid	Minimum	Maximum
25	2589	2	2

 M1P29C - P29C CURRPARTNER2 RELATIONSHIP- M1

Type	Code
Measurement Unit	Numeric
M1P29C	Q29. In this relationship with [PARTNER] are you: Q29C. Current Partner #2
Logic	if Q28=1 or (Q14>2 and Q28=0), ask Q29C

			Frequency	% of total	% of valid
--	--	--	-----------	------------	------------

Valid	1	Married	0	0%	0%
	2	Engaged	0	0%	0%
	3	Separated	0	0%	0%
	4	Dating exclusively	1	0.04%	2.86%
	5	Dating, not exclusively	7	0.27%	20%
	6	Only having sex	27	1.03%	77.14%
		Total	35	1.34%	100%
Missing	.	Missing	1	0.04%	
	97	Legitimate Skip	2578	98.62%	
		Total	2,579	98.66%	

Valid	Invalid	Minimum	Maximum
35	2579	4	6

 M1P30C - P30C CURRPARTNER2 YEARS WITH- M1

Type	Code
Measurement Unit	Numeric
M1P30C	Q30. How long have you been in a relationship with [PARTNER]? Please make your best estimate. Q30C. Current Partner #2
Logic	if Q28=1 or (Q14>2 and Q28=0), ask Q30C

			Frequency	% of total	% of valid
Valid	1	Less than 1 year	16	0.61%	45.71%
	2	1-2 years	4	0.15%	11.43%
	3	3-5 years	4	0.15%	11.43%
	4	More than 5 years	11	0.42%	31.43%
		Total	35	1.34%	100%
Missing	.	Missing	1	0.04%	
	97	Legitimate Skip	2578	98.62%	
		Total	2,579	98.66%	

Valid	Invalid	Minimum	Maximum
35	2579	1	4


 M1P31C - P31C CURRPARTNER2 AGE- M1

Type	Numeric (Double)
Measurement Unit	Numeric
M1P31C	Q31. About how old is [PARTNER] now? Q31B. Current Partner #2

Logic	if Q28=1 or (Q14>2 and Q28=0), ask Q31C
-------	---

			Frequency	% of total	% of valid
Missing	.	Missing	1	0.04%	
	997	Legitimate Skip	2578	98.62%	
		Total	2,579	98.66%	

Valid	Invalid	Minimum	Maximum	Mean	StdDev
35	2579	21	63	40.857142...	8.0882734...

 M1P32CA - P32CA CURRPARTNER2 WHITE - M1

Type	Code
Measurement Unit	Numeric
M1P32CA	Q32. What is [PARTNER]'s race or ethnic origin? Select all that apply. Q32C. Current Partner #2 Q32Ca.White
Logic	if Q28=1 or (Q14>2 and Q28=0), ask Q32C

			Frequency	% of total	% of valid
Valid	0	Not Marked	23	0.88%	65.71%
	1	Marked	12	0.46%	34.29%
	Total		35	1.34%	100%
Missing	.	Missing	1	0.04%	
	97	Legitimate Skip	2578	98.62%	
	Total		2,579	98.66%	

Valid	Invalid	Minimum	Maximum
35	2579	0	1


 M1P32CB - P32CB CURRPARTNER2 BLACK- M1

Type	Code
Measurement Unit	Numeric
M1P32CB	Q32. What is [PARTNER]'s race or ethnic origin? Select all that apply. Q32C. Current Partner #2 Q32Cb. Black, African American
Logic	if Q28=1 or (Q14>2 and Q28=0), ask Q32C

			Frequency	% of total	% of valid
Valid	0	Not Marked	17	0.65%	48.57%
	1	Marked	18	0.69%	51.43%
	Total		35	1.34%	100%

Missing	.	Missing	1	0.04%
	97	Legitimate Skip	2578	98.62%
		Total	2,579	98.66%


Valid	Invalid	Minimum	Maximum
35	2579	0	1

 M1P32CC - P32CC CURRPARTNER2 HISPANIC- M1

Type	Code
Measurement Unit	Numeric
M1P32CC	Q32. What is [PARTNER]’s race or ethnic origin? Select all that apply. Q32C. Current Partner #2 Q32Cc. Hispanic- Please specify
Logic	if Q28=1 or (Q14>2 and Q28=0), ask Q32C

			Frequency	% of total	% of valid
Valid	0	Not Marked	30	1.15%	85.71%
	1	Marked	5	0.19%	14.29%
	Total		35	1.34%	100%
Missing	.	Missing	1	0.04%	
	97	Legitimate Skip	2578	98.62%	
	Total		2,579	98.66%	

Valid	Invalid	Minimum	Maximum
35	2579	0	1

 M1P32CD - P32CD CURRPARTNER2 ASIAN- M1

Type	Code
Measurement Unit	Numeric
M1P32CD	Q32. What is [PARTNER]’s race or ethnic origin? Select all that apply. Q32C. Current Partner #2 Q32Cd. Asian - Please specify
Logic	if Q28=1 or (Q14>2 and Q28=0), ask Q32C

			Frequency	% of total	% of valid
Valid	0	Not Marked	35	1.34%	100%
	1	Marked	0	0%	0%
	Total		35	1.34%	100%
Missing	.	Missing	1	0.04%	
	97	Legitimate Skip	2578	98.62%	

	Total	2,579	98.66%
--	-------	-------	--------

Valid	Invalid	Minimum	Maximum
35	2579	0	0

M1P32CE - P32CE CURRPARTNER2 PI- M1

Type	Code
Measurement Unit	Numeric
M1P32CE	Q32. What is [PARTNER]'s race or ethnic origin? Select all that apply. Q32C. Current Partner #2 Q32Ce. Pacific Islander - Please specify
Logic	if Q28=1 or (Q14>2 and Q28=0), ask Q32C

			Frequency	% of total	% of valid
Valid	0	Not Marked	35	1.34%	100%
	1	Marked	0	0%	0%
Total			35	1.34%	100%
Missing	.	Missing	1	0.04%	
	97	Legitimate Skip	2578	98.62%	
Total			2,579	98.66%	


Valid	Invalid	Minimum	Maximum
35	2579	0	0

M1P32CF - P32CF CURRPARTNER2 AI/AN- M1

Type	Code
Measurement Unit	Numeric
M1P32CF	Q32. What is [PARTNER]'s race or ethnic origin? Select all that apply. Q32C. Current Partner #2 Q32Cf. American Indian or Alaska Native
Logic	if Q28=1 or (Q14>2 and Q28=0), ask Q32C

			Frequency	% of total	% of valid
Valid	0	Not Marked	35	1.34%	100%
	1	Marked	0	0%	0%
Total			35	1.34%	100%
Missing	.	Missing	1	0.04%	
	97	Legitimate Skip	2578	98.62%	
Total			2,579	98.66%	

Valid	Invalid	Minimum	Maximum
35	2579	0	0

 M1P32CG - P32CG CURRPARTNER2 OTHER- M1

Type	Code
Measurement Unit	Numeric
M1P32CG	Q32. What is [PARTNER]’s race or ethnic origin? Select all that apply. Q32C. Current Partner #2 Q32Cg. Some other race or origin
Logic	if Q28=1 or (Q14>2 and Q28=0), ask Q32C

			Frequency	% of total	% of valid
Valid	0	Not Marked	34	1.3%	97.14%
	1	Marked	1	0.04%	2.86%
	Total		35	1.34%	100%
Missing	.	Missing	1	0.04%	
	97	Legitimate Skip	2578	98.62%	
	Total		2,579	98.66%	

Valid	Invalid	Minimum	Maximum
35	2579	0	1

 M1P32CC1 - P32CC1 CURRPARTNER2 HISP-MEXICAN- M1

Type	Code
Measurement Unit	Numeric
M1P32CC1	Q32. What is [PARTNER]’s race or ethnic origin? Select all that apply. Q32C. Current Partner #2 Q32Cc1. Mexican, Mexican American, Chicano/Chicana
Logic	if Q32Cc=1, ask Q32Cc1-4

			Frequency	% of total	% of valid
Valid	0	Not Marked	3	0.11%	60%
	1	Marked	2	0.08%	40%
	Total		5	0.19%	100%
Missing	97	Legitimate Skip	2609	99.81%	
	Total		2,609	99.81%	

Valid	Invalid	Minimum	Maximum
5	2609	0	1

 M1P32CC2 - P32CC2 CURRPARTNER2 HISP-PUERTO RICAN- M1

Type	Code
Measurement Unit	Numeric
M1P32CC2	Q32. What is [PARTNER]'s race or ethnic origin? Select all that apply. Q32C. Current Partner #2 Q32Cc2. Puerto Rican
Logic	if Q32Cc=1, ask Q32Cc1-4

			Frequency	% of total	% of valid
Valid	0	Not Marked	3	0.11%	60%
	1	Marked	2	0.08%	40%
		Total	5	0.19%	100%
Missing	97	Legitimate Skip	2609	99.81%	
		Total	2,609	99.81%	

Valid	Invalid	Minimum	Maximum
5	2609	0	1

 M1P32CC3 - P32CC3 CURRPARTNER2 HISP-CUBAN- M1

Type	Code
Measurement Unit	Numeric
M1P32CC3	Q32. What is [PARTNER]'s race or ethnic origin? Select all that apply. Q32C. Current Partner #2 Q32Cc3. Cuban
Logic	if Q32Cc=1, ask Q32Cc1-4

			Frequency	% of total	% of valid
Valid	0	Not Marked	4	0.15%	80%
	1	Marked	1	0.04%	20%
		Total	5	0.19%	100%
Missing	97	Legitimate Skip	2609	99.81%	
		Total	2,609	99.81%	

Valid	Invalid	Minimum	Maximum
5	2609	0	1

 M1P32CC4 - P32CC4 CURRPARTNER2 HISP-OTHER- M1

Type	Code
------	------

Measurement Unit	Numeric
M1P32CC4	Q32. What is [PARTNER]'s race or ethnic origin? Select all that apply. Q32C. Current Partner #2 Q32Cc4. Other Hispanic, Latino/Latina, or Spanish origin
Logic	if Q32Cc=1, ask Q32Cc1-4

			Frequency	% of total	% of valid
Valid	0	Not Marked	3	0.11%	60%
	1	Marked	2	0.08%	40%
Total			5	0.19%	100%
Missing	97	Legitimate Skip	2609	99.81%	
	Total		2,609	99.81%	

Valid	Invalid	Minimum	Maximum
5	2609	0	1

M1P32CD1 - P32CD1 CURRPARTNER2 ASIAN-INDIAN- M1

Type	Code
Measurement Unit	Numeric
M1P32CD1	Q32. What is [PARTNER]'s race or ethnic origin? Select all that apply. Q32C. Current Partner #2 Q32Cd1. Indian
Logic	if Q32Cd=1, ask Q32Cd1-7

			Frequency
Valid	0	Not Marked	0
	1	Marked	0
Missing	97	Legitimate Skip	2614

Valid	Invalid
0	2614

M1P32CD2 - P32CD2 CURRPARTNER2 ASIAN-CHINESE- M1

Type	Code
Measurement Unit	Numeric
M1P32CD2	Q32. What is [PARTNER]'s race or ethnic origin? Select all that apply. Q32C. Current Partner #2 Q32Cd2. Chinese
Logic	if Q32Cd=1, ask Q32Cd1-7

			Frequency

Valid	0	Not Marked	0
	1	Marked	0
Missing	97	Legitimate Skip	2614

Valid	Invalid
0	2614

M1P32CD3 - P32CD3 CURRPARTNER2 ASIAN-FILIPINO- M1

Type	Code
Measurement Unit	Numeric
M1P32CD3	Q32. What is [PARTNER]'s race or ethnic origin? Select all that apply. Q32C. Current Partner #2 Q32Cd3. Filipino/Filipina
Logic	if Q32Cd=1, ask Q32Cd1-7

			Frequency
Valid	0	Not Marked	0
	1	Marked	0
Missing	97	Legitimate Skip	2614

Valid	Invalid
0	2614

M1P32CD4 - P32CD4 CURRPARTNER2 ASIAN-JAPANESE- M1

Type	Code
Measurement Unit	Numeric
M1P32CD4	Q32. What is [PARTNER]'s race or ethnic origin? Select all that apply. Q32C. Current Partner #2 Q32Cd4. Japanese
Logic	if Q32Cd=1, ask Q32Cd1-7

			Frequency
Valid	0	Not Marked	0
	1	Marked	0
Missing	97	Legitimate Skip	2614

Valid	Invalid
0	2614

M1P32CD5 - P32CD5 CURRPARTNER2 ASIAN-KOREAN- M1

Type	Code
------	------

Measurement Unit	Numeric
M1P32CD5	Q32. What is [PARTNER]'s race or ethnic origin? Select all that apply. Q32C. Current Partner #2 Q32Cd5. Korean
Logic	if Q32Cd=1, ask Q32Cd1-7

			Frequency
Valid	0	Not Marked	0
	1	Marked	0
Missing	97	Legitimate Skip	2614

Valid	Invalid
0	2614

M1P32CD6 - P32CD6 CURRPARTNER2 ASIAN-VIETNAMESE- M1

Type	Code
Measurement Unit	Numeric
M1P32CD6	Q32. What is [PARTNER]'s race or ethnic origin? Select all that apply. Q32C. Current Partner #2 Q32Cd6. Vietnamese
Logic	if Q32Cd=1, ask Q32Cd1-7

			Frequency
Valid	0	Not Marked	0
	1	Marked	0
Missing	97	Legitimate Skip	2614

Valid	Invalid
0	2614

M1P32CD7 - P32CD7 CURRPARTNER2 ASIAN-OTHER- M1

Type	Code
Measurement Unit	Numeric
M1P32CD7	Q32. What is [PARTNER]'s race or ethnic origin? Select all that apply. Q32C. Current Partner #2 Q32Cd7. Other Asian
Logic	if Q32Cd=1, ask Q32Cd1-7

			Frequency
Valid	0	Not Marked	0
	1	Marked	0
Missing	97	Legitimate Skip	2614

Valid	Invalid
0	2614

M1P32CE1 - P32CE1 CURRPARTNER2 PI-HAWAIIAN- M1

Type	Code
Measurement Unit	Numeric
M1P32CE1	Q32. What is [PARTNER]'s race or ethnic origin? Select all that apply. Q32C. Current Partner #2 Q32Ce1. Native Hawaiian
Logic	if Q32Ce=1, ask Q32Ce1-4

			Frequency
Valid	0	Not Marked	0
	1	Marked	0
Missing	97	Legitimate Skip	2614

Valid	Invalid
0	2614

M1P32CE2 - P32CE2 CURRPARTNER2 PI-SAMOAN- M1

Type	Code
Measurement Unit	Numeric
M1P32CE2	Q32. What is [PARTNER]'s race or ethnic origin? Select all that apply. Q32C. Current Partner #2 Q32Ce2. Samoan
Logic	if Q32Ce=1, ask Q32Ce1-4

			Frequency
Valid	0	Not Marked	0
	1	Marked	0
Missing	97	Legitimate Skip	2614

Valid	Invalid
0	2614

M1P32CE3 - P32CE3 CURRPARTNER2 PI-GUAM OR CHAMO- M1

Type	Code
Measurement Unit	Numeric
M1P32CE3	Q32. What is [PARTNER]'s race or ethnic origin? Select all that apply. Q32C. Current Partner #2 Q32Ce3. Guamanian or Chamorro/Chamorra

Logic	if Q32Ce=1, ask Q32Ce1-4
-------	--------------------------

			Frequency
Valid	0	Not Marked	0
	1	Marked	0
Missing	97	Legitimate Skip	2614

Valid	Invalid
0	2614

 M1P32CE4 - P32CE4 CURRPARTNER2 PI-OTHER- M1

Type	Code
Measurement Unit	Numeric
M1P32CE4	Q32. What is [PARTNER]'s race or ethnic origin? Select all that apply. Q32C. Current Partner #2 Q32Ce4. Other Pacific Islander
Logic	if Q32Ce=1, ask Q32Ce1-4

			Frequency
Valid	0	Not Marked	0
	1	Marked	0
Missing	97	Legitimate Skip	2614

Valid	Invalid
0	2614

 M1P33CA - P33CA CURRPARTNER2 MALE- M1

Type	Code
Measurement Unit	Numeric
M1P33CA	Q33. What is [PARTNER]'s current gender identity? Select all that apply. Q33C. Current Partner #2 Q33Ca. Male
Logic	if Q28=1 or (Q14>2 and Q28=0), ask Q33C

			Frequency	% of total	% of valid
Valid	8888	Request access	2614	100%	100%
		Total	2,614	100%	100%

Valid	Invalid	Minimum	Maximum
2614	0	8888	8888

 M1P33CB - P33CB CURRPARTNER2 FEMALE- M1

Type	Code
Measurement Unit	Numeric
M1P33CB	Q33. What is [PARTNER]'s current gender identity? Select all that apply. Q33C. Current Partner #2 Q33Cb. Female
Logic	if Q28=1 or (Q14>2 and Q28=0), ask Q33C

			Frequency	% of total	% of valid
Valid	8888	Request access	2614	100%	100%
		Total	2,614	100%	100%

Valid	Invalid	Minimum	Maximum
2614	0	8888	8888

 M1P33CC - P33CC CURRPARTNER2 TRANSGENDER- M1

Type	Code
Measurement Unit	Numeric
M1P33CC	Q33. What is [PARTNER]'s current gender identity? Select all that apply. Q33C. Current Partner #2 Q33Cc. Transgender
Logic	if Q28=1 or (Q14>2 and Q28=0), ask Q33C

			Frequency	% of total	% of valid
Valid	8888	Request access	2614	100%	100%
		Total	2,614	100%	100%

Valid	Invalid	Minimum	Maximum
2614	0	8888	8888

 M1P33CD - P33CD CURRPARTNER2 GNB/GQ- M1

Type	Code
Measurement Unit	Numeric
M1P33CD	Q33. What is [PARTNER]'s current gender identity? Select all that apply. Q33C. Current Partner #2 Q33Cd. Gender non-binary/genderqueer
Logic	if Q28=1 or (Q14>2 and Q28=0), ask Q33C

			Frequency	% of total	% of valid
--	--	--	-----------	------------	------------

Valid	8888	Request access	2614	100%	100%
		Total	2,614	100%	100%

Valid	Invalid	Minimum	Maximum
2614	0	8888	8888

M1P33CE - P33CE CURRPARTNER2 NOT SURE- M1

Type	Code
Measurement Unit	Numeric
M1P33CE	Q33. What is [PARTNER]'s current gender identity? Select all that apply. Q33C. Current Partner #2 Q33Ce. They are not sure of their gender identity (they are "questioning" their gender identity)
Logic	if Q28=1 or (Q14>2 and Q28=0), ask Q33C

			Frequency	% of total	% of valid
Valid	8888	Request access	2614	100%	100%
		Total	2,614	100%	100%

Valid	Invalid	Minimum	Maximum
2614	0	8888	8888

M1P33CF - P33CF CURRPARTNER2 DON'T UNDERSTAND- M1

Type	Code
Measurement Unit	Numeric
M1P33CF	Q33. What is [PARTNER]'s current gender identity? Select all that apply. Q33C. Current Partner #2 Q33Cf. I do not know what this question is asking
Logic	if Q28=1 or (Q14>2 and Q28=0), ask Q33C

			Frequency	% of total	% of valid
Valid	8888	Request access	2614	100%	100%
		Total	2,614	100%	100%

Valid	Invalid	Minimum	Maximum
2614	0	8888	8888

M1P33CG - P33CG CURRPARTNER2 DON'T KNOW ANSWER- M1

Type	Code
Measurement Unit	Numeric

M1P33CG	Q33. What is [PARTNER]'s current gender identity? Select all that apply. Q33C. Current Partner #2 Q33Cg. I do not know the answer
Logic	if Q28=1 or (Q14>2 and Q28=0), ask Q33C

			Frequency	% of total	% of valid
Valid	8888	Request access	2614	100%	100%
		Total	2,614	100%	100%

Valid	Invalid	Minimum	Maximum
2614	0	8888	8888

M1P34C - P34C CURRPARTNER2 SEX AT BIRTH(SAB)- M1

Type	Code
Measurement Unit	Numeric
M1P34C	Q34. What is [PARTNER]'s sex? By sex we mean, the sex they were assigned at birth, on their original birth certificate. Q34C. Current Partner #2
Logic	if Q28=1 or (Q14>2 and Q28=0), ask Q34C

			Frequency	% of total	% of valid
Valid	1	Male	28	1.07%	80%
	2	Female	7	0.27%	20%
		Total	35	1.34%	100%
Missing	.	Missing	1	0.04%	
	97	Legitimate Skip	2578	98.62%	
		Total	2,579	98.66%	

Valid	Invalid	Minimum	Maximum
35	2579	1	2

M1P35C - P35C CURRPARTNER2 NHIS-SO- M1

Type	Code
Measurement Unit	Numeric
M1P35C	Q35. Which of the following best represents how [PARTNER] thinks of themselves? Q35C. Current Partner #2
Logic	if Q28=1 or (Q14>2 and Q28=0), ask Q35C

			Frequency	% of total	% of valid
--	--	--	-----------	------------	------------

Valid	1	Gay or lesbian	6	0.23%	17.14%
	2	Straight, that is, not gay, lesbian, or bisexual	23	0.88%	65.71%
	3	Bisexual	3	0.11%	8.57%
	4	Something else	1	0.04%	2.86%
	5	They are not sure of their sexuality (they are "questioning" their sexuality)	0	0%	0%
	6	I do not know the answer	2	0.08%	5.71%
		Total	35	1.34%	100%
Missing	.	Missing	1	0.04%	
	97	Legitimate Skip	2578	98.62%	
		Total	2,579	98.66%	

Valid	Invalid	Minimum	Maximum
35	2579	1	6

 M1P36C - P36C CURRPARTNER2 HAPPY WITH- M1

Type	Code
Measurement Unit	Numeric
M1P36C	Q36. In general, how happy are you in your relationship with [PARTNER]? Q36C. Current Partner #2
Logic	if Q28=1 or (Q14>2 and Q28=0), ask Q36C

			Frequency	% of total	% of valid
Valid	1	Very Happy	10	0.38%	28.57%
	2	Fairly happy	17	0.65%	48.57%
	3	Not too happy	8	0.31%	22.86%
		Total	35	1.34%	100%
Missing	.	Missing	1	0.04%	
	97	Legitimate Skip	2578	98.62%	
		Total	2,579	98.66%	

Valid	Invalid	Minimum	Maximum
35	2579	1	3

 M1P37C - P37C CURRPARTNER2 SATISFY SEX LIFE- M1

Type	Code
Measurement Unit	Numeric

M1P37C	Q37. In general, how satisfied are you with your sex life with [PARTNER]? Q37C. Current Partner #2
Logic	if Q28=1 or (Q14>2 and Q28=0), ask Q37C

			Frequency	% of total	% of valid
Valid	1	Very satisfied	18	0.69%	51.43%
	2	Fairly satisfied	12	0.46%	34.29%
	3	Not too satisfied	5	0.19%	14.29%
		Total	35	1.34%	100%
Missing	.	Missing	1	0.04%	
	97	Legitimate Skip	2578	98.62%	
		Total	2,579	98.66%	

Valid	Invalid	Minimum	Maximum
35	2579	1	3

 M1P38C - P38C CURRPARTNER2 SLAP/HIT/KICK YOU- M1

Type	Code
Measurement Unit	Numeric
M1P38C	Q38. In the past year, how often has [PARTNER] slapped, hit or kicked you? Q38C. Current Partner #2
Logic	if Q28=1 or (Q14>2 and Q28=0), ask Q38C

			Frequency	% of total	% of valid
Valid	1	This did not happen in the past year, but it did happen before then	1	0.04%	2.86%
	2	Never	33	1.26%	94.29%
	3	Once	0	0%	0%
	4	Twice	1	0.04%	2.86%
	5	3 to 5 times	0	0%	0%
	6	More than 5 times	0	0%	0%
		Total	35	1.34%	100%
Missing	.	Missing	1	0.04%	
	97	Legitimate Skip	2578	98.62%	
		Total	2,579	98.66%	


Valid	Invalid	Minimum	Maximum
35	2579	1	4

 M1P39C - P39C CURRPARTNER2 INSIST/MAKE SEX- M1

Type	Code
Measurement Unit	Numeric
M1P39C	Q39. In the past year, how often has [PARTNER] insisted on or made you have sex with them when you did not want to? By sex we mean oral, vaginal, or anal sex or other sexual touching. Q39C. Current Partner #2
Logic	if Q28=1 or (Q14>2 and Q28=0), ask Q39C

			Frequency	% of total	% of valid
Valid	1	This did not happen in the past year, but it did happen before then	0	0%	0%
	2	Never	34	1.3%	97.14%
	3	Once	1	0.04%	2.86%
	4	Twice	0	0%	0%
	5	3 to 5 times	0	0%	0%
	6	More than 5 times	0	0%	0%
		Total	35	1.34%	100%
Missing	.	Missing	1	0.04%	
	97	Legitimate Skip	2578	98.62%	
		Total	2,579	98.66%	

Valid	Invalid	Minimum	Maximum
35	2579	2	3

 M1P40C - P40C CURRPARTNER2 YOU SLAP/HIT/KICK- M1

Type	Code
Measurement Unit	Numeric
M1P40C	Q40. In the past year, how often have you slapped, hit or kicked [PARTNER]? Q40C. Current Partner #2
Logic	if Q28=1 or (Q14>2 and Q28=0), ask Q40C

			Frequency	% of total	% of valid
Valid	1	This did not happen in the past year, but it did happen before then	0	0%	0%
	2	Never	33	1.26%	94.29%
	3	Once	0	0%	0%
	4	Twice	2	0.08%	5.71%
	5	3 to 5 times	0	0%	0%
	6	More than 5 times	0	0%	0%

		Total	35	1.34%	100%
Missing	.	Missing	1	0.04%	
	97	Legitimate Skip	2578	98.62%	
		Total	2,579	98.66%	

Valid	Invalid	Minimum	Maximum
35	2579	2	4

 M1P41C - P41C CURRPARTNER2 YOU INSIST/MAKE SEX-M1

Type	Code
Measurement Unit	Numeric
M1P41C	Q41. In the past year, how often have you insisted on or made [PARTNER] have sex relations with you when they did not want to? By sex we mean oral, vaginal, or anal sex or other sexual touching. Q41C. Current Partner #2
Logic	if Q28=1 or (Q14>2 and Q28=0) or ≥2 for any S7Q4 =1, 2, ask Q41C

			Frequency	% of total	% of valid
Valid	1	This did not happen in the past year, but it did happen before then	1	0.04%	2.86%
	2	Never	34	1.3%	97.14%
	3	Once	0	0%	0%
	4	Twice	0	0%	0%
	5	3 to 5 times	0	0%	0%
	6	More than 5 times	0	0%	0%
		Total	35	1.34%	100%
Missing	.	Missing	1	0.04%	
	97	Legitimate Skip	2578	98.62%	
		Total	2,579	98.66%	

Valid	Invalid	Minimum	Maximum
35	2579	1	2

 M1P42 - P42 PREVPARTNER RELATIONSHIP- M1

Type	Code
Measurement Unit	Numeric
M1P42	Q42. In this relationship with [PREVIOUS PARTNER] were you:
Logic	if Q13=3, ask Q42

			Frequency	% of total	% of valid
Valid	1	Married	42	1.61%	9.98%
	2	Engaged	12	0.46%	2.85%
	3	Separated	9	0.34%	2.14%
	4	Living together, not married	69	2.64%	16.39%
	5	Dating exclusively	137	5.24%	32.54%
	6	Dating, not exclusively	70	2.68%	16.63%
	7	Only having sex	82	3.14%	19.48%
		Total	421	16.11%	100%
Missing	.	Missing	4	0.15%	
	97	Legitimate Skip	2189	83.74%	
		Total	2,193	83.89%	

Valid	Invalid	Minimum	Maximum
421	2193	1	7

 M1P43 - P43 PREVPARTNER YEARS WITH- M1

Type	Code
Measurement Unit	Numeric
M1P43	Q43. How long were you in a relationship with [PREVIOUS PARTNER]? Please make your best estimate.
Logic	if Q13=3, ask Q43

			Frequency	% of total	% of valid
Valid	1	Less than 1 year	145	5.55%	34.52%
	2	1-2 years	92	3.52%	21.9%
	3	3-5 years	66	2.52%	15.71%
	4	More than 5 years	117	4.48%	27.86%
		Total	420	16.07%	100%
Missing	.	Missing	5	0.19%	
	97	Legitimate Skip	2189	83.74%	
		Total	2,194	83.93%	

Valid	Invalid	Minimum	Maximum
420	2194	1	4

 M1P44 - P44 PREVPARTNER END TIME- M1

Type	Code
Measurement Unit	Numeric

M1P44	Q44. About how long ago did the relationship with [PREVIOUS PARTNER] end? Please make your best estimate.
Logic	if Q13=3, ask Q44

			Frequency	% of total	% of valid
Valid	1	Less than 1 year	163	6.24%	39.85%
	2	1-2 years	99	3.79%	24.21%
	3	3-5 years	67	2.56%	16.38%
	4	More than 5 years	80	3.06%	19.56%
		Total	409	15.65%	100%
Missing	.	Missing	16	0.61%	
	97	Legitimate Skip	2189	83.74%	
		Total	2,205	84.35%	

Valid	Invalid	Minimum	Maximum
409	2205	1	4

 M1P45A - P45A PREVPARTNER DIVORCE- M1

Type	Code
Measurement Unit	Numeric
M1P45A	Q45. How did the relationship with [PREVIOUS PARTNER] end? Select all that apply. Q45a. Divorce or annulment
Logic	if Q13=3, ask Q45

			Frequency	% of total	% of valid
Valid	0	Not Marked	391	14.96%	93.32%
	1	Marked	28	1.07%	6.68%
		Total	419	16.03%	100%
Missing	.	Missing	6	0.23%	
	97	Legitimate Skip	2189	83.74%	
		Total	2,195	83.97%	

Valid	Invalid	Minimum	Maximum
419	2195	0	1

 M1P45B - P45B PREVPARTNER SEPARATION- M1

Type	Code
Measurement Unit	Numeric

M1P45B	Q45. How did the relationship with [PREVIOUS PARTNER] end? Select all that apply. Q45b. Separation
Logic	if Q13=3, ask Q45

			Frequency	% of total	% of valid
Valid	0	Not Marked	384	14.69%	91.65%
	1	Marked	35	1.34%	8.35%
	Total		419	16.03%	100%
Missing	.	Missing	6	0.23%	
	97	Legitimate Skip	2189	83.74%	
	Total		2,195	83.97%	

Valid	Invalid	Minimum	Maximum
419	2195	0	1

M1P45C - P45C PREVPARTNER DIED- M1

Type	Code
Measurement Unit	Numeric
M1P45C	Q45. How did the relationship with [PREVIOUS PARTNER] end? Select all that apply. Q45c. Spouse or partner died
Logic	if Q13=3, ask Q45

			Frequency	% of total	% of valid
Valid	0	Not Marked	412	15.76%	98.33%
	1	Marked	7	0.27%	1.67%
	Total		419	16.03%	100%
Missing	.	Missing	6	0.23%	
	97	Legitimate Skip	2189	83.74%	
	Total		2,195	83.97%	

Valid	Invalid	Minimum	Maximum
419	2195	0	1

M1P45D - P45D PREVPARTNER YOU MOVE OUT- M1

Type	Code
Measurement Unit	Numeric

M1P45D	Q45. How did the relationship with [PREVIOUS PARTNER] end? Select all that apply. Q45d. You moved out
Logic	if Q13=3, ask Q45

			Frequency	% of total	% of valid
Valid	0	Not Marked	385	14.73%	91.89%
	1	Marked	34	1.3%	8.11%
	Total		419	16.03%	100%
Missing	.	Missing	6	0.23%	
	97	Legitimate Skip	2189	83.74%	
	Total		2,195	83.97%	

Valid	Invalid	Minimum	Maximum
419	2195	0	1

 M1P45E - P45E PREVPARTNER MOVE OUT- M1

Type	Code
Measurement Unit	Numeric
M1P45E	Q45. How did the relationship with [PREVIOUS PARTNER] end? Select all that apply. Q45e. Your spouse or partner moved out
Logic	if Q13=3, ask Q45

			Frequency	% of total	% of valid
Valid	0	Not Marked	379	14.5%	90.45%
	1	Marked	40	1.53%	9.55%
	Total		419	16.03%	100%
Missing	.	Missing	6	0.23%	
	97	Legitimate Skip	2189	83.74%	
	Total		2,195	83.97%	

Valid	Invalid	Minimum	Maximum
419	2195	0	1

 M1P45F - P45F PREVPARTNER STOP DATE- M1

Type	Code
Measurement Unit	Numeric

M1P45F	Q45. How did the relationship with [PREVIOUS PARTNER] end? Select all that apply. Q45f. Stopped dating
Logic	if Q13=3, ask Q45

			Frequency	% of total	% of valid
Valid	0	Not Marked	187	7.15%	44.63%
	1	Marked	232	8.88%	55.37%
	Total		419	16.03%	100%
Missing	.	Missing	6	0.23%	
	97	Legitimate Skip	2189	83.74%	
	Total		2,195	83.97%	

Valid	Invalid	Minimum	Maximum
419	2195	0	1

 M1P45G - P45G PREVPARTNER STOP SEX- M1

Type	Code
Measurement Unit	Numeric
M1P45G	Q45. How did the relationship with [PREVIOUS PARTNER] end? Select all that apply. Q45g. Stopped having sex
Logic	if Q13=3, ask Q45

			Frequency	% of total	% of valid
Valid	0	Not Marked	291	11.13%	69.45%
	1	Marked	128	4.9%	30.55%
	Total		419	16.03%	100%
Missing	.	Missing	6	0.23%	
	97	Legitimate Skip	2189	83.74%	
	Total		2,195	83.97%	

Valid	Invalid	Minimum	Maximum
419	2195	0	1

 M1P46 - P46 PREVPARTNER AGE ESTIMATE- M1

Type	Code
Measurement Unit	Numeric
M1P46	Q46. About how old was [PREVIOUS PARTNER]? Please make your best estimate.

Logic	if Q13=3, ask Q46
-------	-------------------

			Frequency	% of total	% of valid
Valid	1	More than 10 years younger	31	1.19%	1.19%
	2	Between 10 years younger and 10 years older	346	13.24%	13.3%
	3	More than 10 years older	35	1.34%	1.35%
		Total	2,601	99.5%	100%
Missing	.	Missing	13	0.5%	
		Total	13	0.5%	

Valid	Invalid	Minimum	Maximum
2601	13	1	997

 M1P47A - P47A PREVPARTNER WHITE- M1

Type	Code
Measurement Unit	Numeric
M1P47A	Q47. What is [PREVIOUS PARTNER]'s race or ethnic origin? Select all that apply. Q47a. White
Logic	if Q13=3, ask Q47

			Frequency	% of total	% of valid
Valid	0	Not Marked	211	8.07%	50.12%
	1	Marked	210	8.03%	49.88%
		Total	421	16.11%	100%
Missing	.	Missing	4	0.15%	
	97	Legitimate Skip	2189	83.74%	
		Total	2,193	83.89%	

Valid	Invalid	Minimum	Maximum
421	2193	0	1

 M1P47B - P47B PREVPARTNER BLACK- M1

Type	Code
Measurement Unit	Numeric
M1P47B	Q47. What is [PREVIOUS PARTNER]'s race or ethnic origin? Select all that apply. Q47b. Black, African American
Logic	if Q13=3, ask Q47

			Frequency	% of total	% of valid
Valid	0	Not Marked	283	10.83%	67.22%
	1	Marked	138	5.28%	32.78%
		Total	421	16.11%	100%
Missing	.	Missing	4	0.15%	
	97	Legitimate Skip	2189	83.74%	
		Total	2,193	83.89%	

Valid	Invalid	Minimum	Maximum
421	2193	0	1

 M1P47C - P47C PREVPARTNER HISPANIC- M1

Type	Code
Measurement Unit	Numeric
M1P47C	Q47. What is [PREVIOUS PARTNER]'s race or ethnic origin? Select all that apply. Q47c. Hispanic - Please specify
Logic	if Q13=3, ask Q47

			Frequency	% of total	% of valid
Valid	0	Not Marked	367	14.04%	87.17%
	1	Marked	54	2.07%	12.83%
		Total	421	16.11%	100%
Missing	.	Missing	4	0.15%	
	97	Legitimate Skip	2189	83.74%	
		Total	2,193	83.89%	

Valid	Invalid	Minimum	Maximum
421	2193	0	1

 M1P47D - P47D PREVPARTNER ASIAN- M1

Type	Code
Measurement Unit	Numeric
M1P47D	Q47. What is [PREVIOUS PARTNER]'s race or ethnic origin? Select all that apply. Q47d. Asian - Please specify
Logic	if Q13=3, ask Q47

			Frequency	% of total	% of valid
--	--	--	-----------	------------	------------

Valid	0	Not Marked	404	15.46%	95.96%
	1	Marked	17	0.65%	4.04%
		Total	421	16.11%	100%
Missing	.	Missing	4	0.15%	
	97	Legitimate Skip	2189	83.74%	
		Total	2,193	83.89%	

Valid	Invalid	Minimum	Maximum
421	2193	0	1

 M1P47E - P47E PREVPARTNER PI- M1

Type	Code
Measurement Unit	Numeric
M1P47E	Q47. What is [PREVIOUS PARTNER]'s race or ethnic origin? Select all that apply. Q47e. Pacific Islander - Please specify
Logic	if Q13=3, ask Q47

			Frequency	% of total	% of valid
Valid	0	Not Marked	414	15.84%	98.34%
	1	Marked	7	0.27%	1.66%
		Total	421	16.11%	100%
Missing	.	Missing	4	0.15%	
	97	Legitimate Skip	2189	83.74%	
		Total	2,193	83.89%	

Valid	Invalid	Minimum	Maximum
421	2193	0	1

 M1P47F - P47F PREVPARTNER AI/AN- M1

Type	Code
Measurement Unit	Numeric
M1P47F	Q47. What is [PREVIOUS PARTNER]'s race or ethnic origin? Select all that apply. Q47f. American Indian or Alaska Native
Logic	if Q13=3, ask Q47

			Frequency	% of total	% of valid
Valid	0	Not Marked	410	15.68%	97.39%
	1	Marked	11	0.42%	2.61%

		Total	421	16.11%	100%
Missing	.	Missing	4	0.15%	
	97	Legitimate Skip	2189	83.74%	
		Total	2,193	83.89%	

Valid	Invalid	Minimum	Maximum
421	2193	0	1

 M1P47G - P47G PREVPARTNER OTHER- M1

Type	Code
Measurement Unit	Numeric
M1P47G	Q47. What is [PREVIOUS PARTNER]'s race or ethnic origin? Select all that apply. Q47g. Some other race or origin
Logic	if Q13=3, ask Q47

			Frequency	% of total	% of valid
Valid	0	Not Marked	404	15.46%	95.96%
	1	Marked	17	0.65%	4.04%
		Total	421	16.11%	100%
Missing	.	Missing	4	0.15%	
	97	Legitimate Skip	2189	83.74%	
		Total	2,193	83.89%	

Valid	Invalid	Minimum	Maximum
421	2193	0	1

 M1P47C1 - P47C1 PREVPARTNER HISP-MEXICAN- M1

Type	Code
Measurement Unit	Numeric
M1P47C1	Q47. What is [PREVIOUS PARTNER]'s race or ethnic origin? Select all that apply. Q47c1. Mexican, Mexican American, Chicano/Chicana
Logic	if Q47c=1, ask Q47c1-4

			Frequency	% of total	% of valid
Valid	0	Not Marked	31	1.19%	57.41%
	1	Marked	23	0.88%	42.59%
		Total	54	2.07%	100%
Missing	97	Legitimate Skip	2560	97.93%	

	Total	2,560	97.93%
--	-------	-------	--------

Valid	Invalid	Minimum	Maximum
54	2560	0	1

M1P47C2 - P47C2 PREVPARTNER HISP-PUERTO RICAN- M1

Type	Code
Measurement Unit	Numeric
M1P47C2	Q47. What is [PREVIOUS PARTNER]'s race or ethnic origin? Select all that apply. Q47c2. Puerto Rican
Logic	if Q47c=1, ask Q47c1-4

			Frequency	% of total	% of valid
Valid	0	Not Marked	43	1.64%	79.63%
	1	Marked	11	0.42%	20.37%
		Total	54	2.07%	100%
Missing	97	Legitimate Skip	2560	97.93%	
		Total	2,560	97.93%	

Valid	Invalid	Minimum	Maximum
54	2560	0	1

M1P47C3 - P47C3 PREVPARTNER HISP-CUBAN- M1

Type	Code
Measurement Unit	Numeric
M1P47C3	Q47. What is [PREVIOUS PARTNER]'s race or ethnic origin? Select all that apply. Q47c3. Cuban
Logic	if Q47c=1, ask Q47c1-4

			Frequency	% of total	% of valid
Valid	0	Not Marked	50	1.91%	92.59%
	1	Marked	4	0.15%	7.41%
		Total	54	2.07%	100%
Missing	97	Legitimate Skip	2560	97.93%	
		Total	2,560	97.93%	

Valid	Invalid	Minimum	Maximum
54	2560	0	1

 M1P47C4 - P47C4 PREVPARTNER HISP-OTHER- M1

Type	Code
Measurement Unit	Numeric
M1P47C4	Q47. What is [PREVIOUS PARTNER]'s race or ethnic origin? Select all that apply. Q47c4. Other Hispanic, Latino/Latina, or Spanish origin
Logic	if Q47c=1, ask Q47c1-4

			Frequency	% of total	% of valid
Valid	0	Not Marked	35	1.34%	64.81%
	1	Marked	19	0.73%	35.19%
		Total	54	2.07%	100%
Missing	97	Legitimate Skip	2560	97.93%	
		Total	2,560	97.93%	

Valid	Invalid	Minimum	Maximum
54	2560	0	1

 M1P47D1 - P47D1 PREVPARTNER ASIAN-INDIAN- M1

Type	Code
Measurement Unit	Numeric
M1P47D1	Q47. What is [PREVIOUS PARTNER]'s race or ethnic origin? Select all that apply. Q47d1. Indian
Logic	if Q47d=1, ask Q47d1-7

			Frequency	% of total	% of valid
Valid	0	Not Marked	16	0.61%	94.12%
	1	Marked	1	0.04%	5.88%
		Total	17	0.65%	100%
Missing	97	Legitimate Skip	2597	99.35%	
		Total	2,597	99.35%	

Valid	Invalid	Minimum	Maximum
17	2597	0	1

 M1P47D2 - P47D2 PREVPARTNER ASIAN-CHINESE- M1

Type	Code
------	------

Measurement Unit	Numeric
M1P47D2	Q47. What is [PREVIOUS PARTNER]'s race or ethnic origin? Select all that apply. Q47d2. Chinese
Logic	if Q47d=1, ask Q47d1-7

			Frequency	% of total	% of valid
Valid	0	Not Marked	17	0.65%	100%
	1	Marked	0	0%	0%
Total			17	0.65%	100%
Missing	97	Legitimate Skip	2597	99.35%	
	Total		2,597	99.35%	

Valid	Invalid	Minimum	Maximum
17	2597	0	0

M1P47D3 - P47D3 PREVPARTNER ASIAN-FILIPINO- M1

Type	Code
Measurement Unit	Numeric
M1P47D3	Q47. What is [PREVIOUS PARTNER]'s race or ethnic origin? Select all that apply. Q47d3. Filipino/Filipina
Logic	if Q47d=1, ask Q47d1-7

			Frequency	% of total	% of valid
Valid	0	Not Marked	15	0.57%	88.24%
	1	Marked	2	0.08%	11.76%
Total			17	0.65%	100%
Missing	97	Legitimate Skip	2597	99.35%	
	Total		2,597	99.35%	

Valid	Invalid	Minimum	Maximum
17	2597	0	1

M1P47D4 - P47D4 PREVPARTNER ASIAN-JAPANESE- M1

Type	Code
Measurement Unit	Numeric
M1P47D4	Q47. What is [PREVIOUS PARTNER]'s race or ethnic origin? Select all that apply. Q47d4. Japanese

Logic	if Q47d=1, ask Q47d1-7
-------	------------------------

			Frequency	% of total	% of valid
Valid	0	Not Marked	12	0.46%	70.59%
	1	Marked	5	0.19%	29.41%
		Total	17	0.65%	100%
Missing	97	Legitimate Skip	2597	99.35%	
		Total	2,597	99.35%	

Valid	Invalid	Minimum	Maximum
17	2597	0	1

M1P47D5 - P47D5 PREVPARTNER ASIAN-KOREAN- M1

Type	Code
Measurement Unit	Numeric
M1P47D5	Q47. What is [PREVIOUS PARTNER]'s race or ethnic origin? Select all that apply. Q47d5. Korean
Logic	if Q47d=1, ask Q47d1-7

			Frequency	% of total	% of valid
Valid	0	Not Marked	16	0.61%	94.12%
	1	Marked	1	0.04%	5.88%
		Total	17	0.65%	100%
Missing	97	Legitimate Skip	2597	99.35%	
		Total	2,597	99.35%	

Valid	Invalid	Minimum	Maximum
17	2597	0	1

M1P47D6 - P47D6 PREVPARTNER ASIAN-VIETNAMESE- M1

Type	Code
Measurement Unit	Numeric
M1P47D6	Q47. What is [PREVIOUS PARTNER]'s race or ethnic origin? Select all that apply. Q47d6. Vietnamese
Logic	if Q47d=1, ask Q47d1-7

			Frequency	% of total	% of valid
Valid	0	Not Marked	15	0.57%	88.24%
	1	Marked	2	0.08%	11.76%

		Total	17	0.65%	100%
Missing	97	Legitimate Skip	2597	99.35%	
		Total	2,597	99.35%	

Valid	Invalid	Minimum	Maximum
17	2597	0	1

 M1P47D7 - P47D7 PREVPARTNER ASIAN-OTHER- M1

Type	Code
Measurement Unit	Numeric
M1P47D7	Q47. What is [PREVIOUS PARTNER]'s race or ethnic origin? Select all that apply. Q47d7. Other Asian
Logic	if Q47d=1, ask Q47d1-7

			Frequency	% of total	% of valid
Valid	0	Not Marked	11	0.42%	64.71%
	1	Marked	6	0.23%	35.29%
		Total	17	0.65%	100%
Missing	97	Legitimate Skip	2597	99.35%	
		Total	2,597	99.35%	

Valid	Invalid	Minimum	Maximum
17	2597	0	1

 M1P47E1 - P47E1 PREVPARTNER PI-HAWAIIAN- M1

Type	Code
Measurement Unit	Numeric
M1P47E1	Q47. What is [PREVIOUS PARTNER]'s race or ethnic origin? Select all that apply. Q47e1. Native Hawaiian
Logic	if Q47e=1, ask Q47e1-4

			Frequency	% of total	% of valid
Valid	0	Not Marked	5	0.19%	71.43%
	1	Marked	2	0.08%	28.57%
		Total	7	0.27%	100%
Missing	97	Legitimate Skip	2607	99.73%	
		Total	2,607	99.73%	

Valid	Invalid	Minimum	Maximum
7	2607	0	1

 M1P47E2 - P47E2 PREVPARTNER PI-SAMOAN- M1

Type	Code
Measurement Unit	Numeric
M1P47E2	Q47. What is [PREVIOUS PARTNER]'s race or ethnic origin? Select all that apply. Q47e2. Samoan
Logic	if Q47e=1, ask Q47e1-4

			Frequency	% of total	% of valid
Valid	0	Not Marked	5	0.19%	71.43%
	1	Marked	2	0.08%	28.57%
	Total		7	0.27%	100%
Missing	97	Legitimate Skip	2607	99.73%	
		Total	2,607	99.73%	

Valid	Invalid	Minimum	Maximum
7	2607	0	1

 M1P47E3 - P47E3 PREVPARTNER PI-GUAM OR CHAMO- M1

Type	Code
Measurement Unit	Numeric
M1P47E3	Q47. What is [PREVIOUS PARTNER]'s race or ethnic origin? Select all that apply. Q47e3. Guamanian or Chamorro/Chamorra
Logic	if Q47e=1, ask Q47e1-4

			Frequency	% of total	% of valid
Valid	0	Not Marked	7	0.27%	100%
	1	Marked	0	0%	0%
	Total		7	0.27%	100%
Missing	97	Legitimate Skip	2607	99.73%	
		Total	2,607	99.73%	

Valid	Invalid	Minimum	Maximum
7	2607	0	0

 M1P47E4 - P47E4 PREVPARTNER PI-OTHER- M1

Type	Code
Measurement Unit	Numeric
M1P47E4	Q47. What is [PREVIOUS PARTNER]'s race or ethnic origin? Select all that apply. Q47e4. Other Pacific Islander
Logic	if Q47e=1, ask Q47e1-4

			Frequency	% of total	% of valid
Valid	0	Not Marked	4	0.15%	57.14%
	1	Marked	3	0.11%	42.86%
		Total	7	0.27%	100%
Missing	97	Legitimate Skip	2607	99.73%	
		Total	2,607	99.73%	

Valid	Invalid	Minimum	Maximum
7	2607	0	1

M1P48A - P48A PREVPARTNER MALE- M1

Type	Code
Measurement Unit	Numeric
M1P48A	Q48. When the relationship ended, what was [PREVIOUS PARTNER]'s gender identity? Select all that apply. Q48a. Male
Logic	if Q13=3, ask Q48

			Frequency	% of total	% of valid
Valid	8888	Request access	2614	100%	100%
		Total	2,614	100%	100%

Valid	Invalid	Minimum	Maximum
2614	0	8888	8888

M1P48B - P48B PREVPARTNER FEMALE- M1

Type	Code
Measurement Unit	Numeric
M1P48B	Q48. When the relationship ended, what was [PREVIOUS PARTNER]'s gender identity? Select all that apply. Q48b. Female
Logic	if Q13=3, ask Q48

			Frequency	% of total	% of valid
--	--	--	-----------	------------	------------

Valid	8888	Request access	2614	100%	100%
		Total	2,614	100%	100%

Valid	Invalid	Minimum	Maximum
2614	0	8888	8888

M1P48C - P48C PREVPARTNER TRANSGENDER- M1

Type	Code
Measurement Unit	Numeric
M1P48C	Q48. When the relationship ended, what was [PREVIOUS PARTNER]'s gender identity? Select all that apply. Q48c. Transgender
Logic	if Q13=3, ask Q48

			Frequency	% of total	% of valid
Valid	8888	Request access	2614	100%	100%
		Total	2,614	100%	100%

Valid	Invalid	Minimum	Maximum
2614	0	8888	8888

M1P48D - P48D PREVPARTNER GNB/GQ- M1

Type	Code
Measurement Unit	Numeric
M1P48D	Q48. When the relationship ended, what was [PREVIOUS PARTNER]'s gender identity? Select all that apply. Q48d. Gender non-binary/genderqueer
Logic	if Q13=3, ask Q48

			Frequency	% of total	% of valid
Valid	8888	Request access	2614	100%	100%
		Total	2,614	100%	100%

Valid	Invalid	Minimum	Maximum
2614	0	8888	8888

M1P48E - P48E PREVPARTNER NOT SURE- M1

Type	Code
Measurement Unit	Numeric

M1P48E	Q48. When the relationship ended, what was [PREVIOUS PARTNER]'s gender identity? Select all that apply. Q48e. They were not sure of their gender identity (they are "questioning" their gender identity)
Logic	if Q13=3, ask Q48

			Frequency	% of total	% of valid
Valid	8888	Request access	2614	100%	100%
		Total	2,614	100%	100%

Valid	Invalid	Minimum	Maximum
2614	0	8888	8888

 M1P48F - P48F PREVPARTNER DON'T UNDERSTAND- M1

Type	Code
Measurement Unit	Numeric
M1P48F	Q48. When the relationship ended, what was [PREVIOUS PARTNER]'s gender identity? Select all that apply. Q48f. I do not know what this question is asking
Logic	if Q13=3, ask Q48

			Frequency	% of total	% of valid
Valid	8888	Request access	2614	100%	100%
		Total	2,614	100%	100%

Valid	Invalid	Minimum	Maximum
2614	0	8888	8888

 M1P48G - P48G PREVPARTNER DON'T KNOW ANSWER- M1

Type	Code
Measurement Unit	Numeric
M1P48G	Q48. When the relationship ended, what was [PREVIOUS PARTNER]'s gender identity? Select all that apply. Q48g. I do not know the answer
Logic	if Q13=3, ask Q48

			Frequency	% of total	% of valid
Valid	8888	Request access	2614	100%	100%
		Total	2,614	100%	100%

Valid	Invalid	Minimum	Maximum

2614	0	8888	8888
------	---	------	------

M1P49 - P49 PREVPARTNER SEX AT BIRTH(SAB)- M1

Type	Code
Measurement Unit	Numeric
M1P49	Q49. What is [PREVIOUS PARTNER]'s sex? By sex we mean, the sex they were assigned at birth, on their original birth certificate.
Logic	if Q13=3, ask Q49

			Frequency	% of total	% of valid
Valid	1	Male	326	12.47%	77.25%
	2	Female	96	3.67%	22.75%
		Total	422	16.14%	100%
Missing	.	Missing	3	0.11%	
	97	Legitimate Skip	2189	83.74%	
		Total	2,192	83.86%	

Valid	Invalid	Minimum	Maximum
422	2192	1	2

M1P50 - P50 PREVPARTNER NHIS-SO- M1

Type	Code
Measurement Unit	Numeric
M1P50	Q50. When the relationship ended, which of the following best represents how [PREVIOUS PARTNER] thought of themself?
Logic	if Q13=3, ask Q50

			Frequency	% of total	% of valid
Valid	1	Gay or lesbian	42	1.61%	10.05%
	2	Straight, that is, not gay, lesbian, or bisexual	332	12.7%	79.43%
	3	Bisexual	20	0.77%	4.78%
	4	Something else	3	0.11%	0.72%
	5	They were not sure of their sexuality (they were "questioning" their sexuality)	2	0.08%	0.48%
	6	I do not know the answer	19	0.73%	4.55%
		Total	418	15.99%	100%
Missing	.	Missing	7	0.27%	
	97	Legitimate Skip	2189	83.74%	

	Total	2,196	84.01%
--	-------	-------	--------

Valid	Invalid	Minimum	Maximum
418	2196	1	6

 M1P51 - P51 PREVPARTNER SLAP/HIT/KICK YOU- M1

Type	Code
Measurement Unit	Numeric
M1P51	Q51. In the last year of this relationship, how often did [PREVIOUS PARTNER] slap, hit or kick you?
Logic	if Q13=3, ask Q51

			Frequency	% of total	% of valid
Valid	1	This did not happen in the last year of this relationship, but it did happen before then	15	0.57%	3.55%
	2	Never	366	14%	86.73%
	3	Once	12	0.46%	2.84%
	4	Twice	16	0.61%	3.79%
	5	3 to 5 times	8	0.31%	1.9%
	6	More than 5 times	5	0.19%	1.18%
		Total	422	16.14%	100%
Missing	.	Missing	3	0.11%	
	97	Legitimate Skip	2189	83.74%	
		Total	2,192	83.86%	

Valid	Invalid	Minimum	Maximum
422	2192	1	6

 M1P52 - P52 PREVPARTNER INSIST/MAKE SEX- M1

Type	Code
Measurement Unit	Numeric
M1P52	Q52. In the last year of this relationship, how often did [PREVIOUS PARTNER] insist on or make you have sex with them when you did not want to? By sex we mean oral, vaginal, or anal sex or other sexual touching.
Logic	if Q13=3, ask Q52

	Frequency	% of total	% of valid
--	-----------	------------	------------

Valid	1	This did not happen in the last year of this relationship, but it did happen before then	7	0.27%	1.66%
	2	Never	374	14.31%	88.63%
	3	Once	13	0.5%	3.08%
	4	Twice	11	0.42%	2.61%
	5	3 to 5 times	9	0.34%	2.13%
	6	More than 5 times	8	0.31%	1.9%
		Total	422	16.14%	100%
Missing	.	Missing	3	0.11%	
	97	Legitimate Skip	2189	83.74%	
		Total	2,192	83.86%	

Valid	Invalid	Minimum	Maximum
422	2192	1	6

 M1P53 - P53 PREVPARTNER YOU SLAP/HIT/KICK- M1

Type	Code
Measurement Unit	Numeric
M1P53	Q53. In the last year of this relationship, how often did you slap, hit or kick [PREVIOUS PARTNER]?
Logic	if Q13=3, ask Q53

			Frequency	% of total	% of valid
Valid	1	This did not happen in the last year of this relationship, but it did happen before then	11	0.42%	2.61%
	2	Never	387	14.8%	91.71%
	3	Once	15	0.57%	3.55%
	4	Twice	4	0.15%	0.95%
	5	3 to 5 times	2	0.08%	0.47%
	6	More than 5 times	3	0.11%	0.71%
		Total	422	16.14%	100%
Missing	.	Missing	3	0.11%	
	97	Legitimate Skip	2189	83.74%	
		Total	2,192	83.86%	

Valid	Invalid	Minimum	Maximum
422	2192	1	6

 M1P54 - P54 PREVPARTNER YOU INSIST/MAKE SEX- M1

Type	Code
Measurement Unit	Numeric
M1P54	Q54. In the last year of this relationship, how often did you insist on or make [PREVIOUS PARTNER] have sex with you when they did not want to? By sex we mean oral, vaginal, or anal sex or other sexual touching.
Logic	if Q13=3, ask Q54

			Frequency	% of total	% of valid
Valid	1	This did not happen in the last year of this relationship, but it did happen before then	5	0.19%	1.18%
	2	Never	405	15.49%	95.97%
	3	Once	4	0.15%	0.95%
	4	Twice	4	0.15%	0.95%
	5	3 to 5 times	3	0.11%	0.71%
	6	More than 5 times	1	0.04%	0.24%
Total			422	16.14%	100%
Missing	.	Missing	3	0.11%	
	97	Legitimate Skip	2189	83.74%	
Total			2,192	83.86%	

Valid	Invalid	Minimum	Maximum
422	2192	1	6

 M1MH01A - MH01A PAST 7 DAY SHAKE BLUES- M1

Type	Code
Measurement Unit	numeric
M1MH01A	Q1. How often was each of the following things true during the past 7 days? Q1a. I felt that I could not shake off the blues, even with help from my family and friends.

			Frequency	% of total	% of valid
Valid	1	Never or Rarely	1567	59.95%	60.43%
	2	Sometimes	735	28.12%	28.35%
	3	A lot of the time	180	6.89%	6.94%
	4	Most of the time or all of the time	111	4.25%	4.28%
Total			2,593	99.2%	100%
Missing	.	Missing	21	0.8%	
		Total	21	0.8%	

Valid	Invalid	Minimum	Maximum
2593	21	1	4

M1MH01B - MH01B PAST 7 DAY DEPRESSED- M1

Type	Code
Measurement Unit	numeric
M1MH01B	Q1. How often was each of the following things true during the past 7 days? Q1b. I felt depressed.

			Frequency	% of total	% of valid
Valid	1	Never or Rarely	1302	49.81%	50.17%
	2	Sometimes	972	37.18%	37.46%
	3	A lot of the time	224	8.57%	8.63%
	4	Most of the time or all of the time	97	3.71%	3.74%
Total			2,595	99.27%	100%
Missing	.	Missing	19	0.73%	
	Total		19	0.73%	

Valid	Invalid	Minimum	Maximum
2595	19	1	4

M1MH01C - MH01C PAST 7 DAY HAPPY- M1

Type	Code
Measurement Unit	numeric
M1MH01C	Q1. How often was each of the following things true during the past 7 days? Q1c. I felt happy.

			Frequency	% of total	% of valid
Valid	1	Never or Rarely	121	4.63%	4.68%
	2	Sometimes	782	29.92%	30.24%
	3	A lot of the time	1104	42.23%	42.69%
	4	Most of the time or all of the time	579	22.15%	22.39%
Total			2,586	98.93%	100%
Missing	.	Missing	28	1.07%	
	Total		28	1.07%	

Valid	Invalid	Minimum	Maximum
2586	28	1	4

 M1MH01D - MH01D PAST 7 DAY SAD- M1

Type	Code
Measurement Unit	numeric
M1MH01D	Q1. How often was each of the following things true during the past 7 days? Q1d. I felt sad.

			Frequency	% of total	% of valid
Valid	1	Never or Rarely	834	31.91%	32.21%
	2	Sometimes	1446	55.32%	55.85%
	3	A lot of the time	237	9.07%	9.15%
	4	Most of the time or all of the time	72	2.75%	2.78%
		Total	2,589	99.04%	100%
Missing	.	Missing	25	0.96%	
		Total	25	0.96%	

Valid	Invalid	Minimum	Maximum
2589	25	1	4

 M1MH01E - MH01E PAST 7 DAY NOT WORTH- M1

Type	Code
Measurement Unit	numeric
M1MH01E	Q1. How often was each of the following things true during the past 7 days? Q1e. I felt that life was not worth living.

			Frequency	% of total	% of valid
Valid	1	Never or Rarely	2295	87.8%	88.47%
	2	Sometimes	217	8.3%	8.37%
	3	A lot of the time	51	1.95%	1.97%
	4	Most of the time or all of the time	31	1.19%	1.2%
		Total	2,594	99.23%	100%
Missing	.	Missing	20	0.77%	
		Total	20	0.77%	

Valid	Invalid	Minimum	Maximum
2594	20	1	4

 M1MH02 - MH02 PAST 12 MO TRY SUICIDE- M1

Type	Code
Measurement Unit	numeric
M1MH02	Q2. During the past 12 months, did you try to kill yourself?

			Frequency	% of total	% of valid
Valid	0	No	2595	99.27%	99.35%
	1	Yes	17	0.65%	0.65%
	Total		2,612	99.92%	100%
Missing	.	Missing	2	0.08%	
	Total		2	0.08%	

Valid	Invalid	Minimum	Maximum
2612	2	0	1

 M1MH03A - MH03A LAST 2WK NERVOUS/ANX/ON EDGE- M1

Type	Code
Measurement Unit	numeric
M1MH03A	Q3. Over the last 2 weeks, how often have you been bothered by the following problems? Q3a. Feeling nervous, anxious or on edge

			Frequency	% of total	% of valid
Valid	1	Not at all	1007	38.52%	38.63%
	2	Several days	1058	40.47%	40.58%
	3	More than half the days	299	11.44%	11.47%
	4	Nearly every day	243	9.3%	9.32%
		Total	2,607	99.73%	100%
Missing	.	Missing	7	0.27%	
	Total		7	0.27%	

Valid	Invalid	Minimum	Maximum
2607	7	1	4

 M1MH03B - MH03B LAST 2WK NOSTOP/CONTROL WORRY- M1

Type	Code
Measurement Unit	numeric
M1MH03B	Q3. Over the last 2 weeks, how often have you been bothered by the following problems? Q3b. Not being able to stop or control worrying

			Frequency	% of total	% of valid
--	--	--	-----------	------------	------------

Valid	1	Not at all	1299	49.69%	50%
	2	Several days	864	33.05%	33.26%
	3	More than half the days	241	9.22%	9.28%
	4	Nearly every day	194	7.42%	7.47%
		Total	2,598	99.39%	100%
Missing	.	Missing	16	0.61%	
		Total	16	0.61%	

Valid	Invalid	Minimum	Maximum
2598	16	1	4

 M1MH03C - MH03C LAST 2WK WORRYING TOO MUCH- M1

Type	Code
Measurement Unit	numeric
M1MH03C	Q3. Over the last 2 weeks, how often have you been bothered by the following problems? Q3c. Worrying too much about different things

			Frequency	% of total	% of valid
Valid	1	Not at all	962	36.8%	37.03%
	2	Several days	1137	43.5%	43.76%
	3	More than half the days	281	10.75%	10.82%
	4	Nearly every day	218	8.34%	8.39%
		Total	2,598	99.39%	100%
Missing	.	Missing	16	0.61%	
		Total	16	0.61%	

Valid	Invalid	Minimum	Maximum
2598	16	1	4

 M1MH03D - MH03D LAST 2WK TROUBLE RELAXING- M1

Type	Code
Measurement Unit	numeric
M1MH03D	Q3. Over the last 2 weeks, how often have you been bothered by the following problems? Q3d. Trouble relaxing

			Frequency	% of total	% of valid
--	--	--	-----------	------------	------------

Valid	1	Not at all	1008	38.56%	38.68%
	2	Several days	1097	41.97%	42.1%
	3	More than half the days	303	11.59%	11.63%
	4	Nearly every day	198	7.57%	7.6%
		Total	2,606	99.69%	100%
Missing	.	Missing	8	0.31%	
		Total	8	0.31%	

Valid	Invalid	Minimum	Maximum
2606	8	1	4

 M1MH03E - MH03E LAST 2WK RESTLESS/NO SIT STILL- M1

Type	Code
Measurement Unit	numeric
M1MH03E	Q3. Over the last 2 weeks, how often have you been bothered by the following problems? Q3e. Being so restless that it is hard to sit still

			Frequency	% of total	% of valid
Valid	1	Not at all	1706	65.26%	65.59%
	2	Several days	627	23.99%	24.11%
	3	More than half the days	168	6.43%	6.46%
	4	Nearly every day	100	3.83%	3.84%
		Total	2,601	99.5%	100%
Missing	.	Missing	13	0.5%	
		Total	13	0.5%	

Valid	Invalid	Minimum	Maximum
2601	13	1	4

 M1MH03F - MH03F LAST 2WK ANNOYED/IRRITABLE- M1

Type	Code
Measurement Unit	numeric
M1MH03F	Q3. Over the last 2 weeks, how often have you been bothered by the following problems? Q3f. Becoming easily annoyed or irritable

			Frequency	% of total	% of valid
--	--	--	-----------	------------	------------

Valid	1	Not at all	895	34.24%	34.42%
	2	Several days	1226	46.9%	47.15%
	3	More than half the days	291	11.13%	11.19%
	4	Nearly every day	188	7.19%	7.23%
		Total	2,600	99.46%	100%
Missing	.	Missing	14	0.54%	
		Total	14	0.54%	

Valid	Invalid	Minimum	Maximum
2600	14	1	4

 M1MH03G - MH03G LAST 2WK AFRAID AWFUL HAPPEN- M1

Type	Code
Measurement Unit	numeric
M1MH03G	Q3. Over the last 2 weeks, how often have you been bothered by the following problems? Q3g. Feeling afraid as if something awful might happen

			Frequency	% of total	% of valid
Valid	1	Not at all	1622	62.05%	62.38%
	2	Several days	694	26.55%	26.69%
	3	More than half the days	162	6.2%	6.23%
	4	Nearly every day	122	4.67%	4.69%
		Total	2,600	99.46%	100%
Missing	.	Missing	14	0.54%	
		Total	14	0.54%	

Valid	Invalid	Minimum	Maximum
2600	14	1	4

 M1MH04 - MH04 LAST 2WK SOMATIC SYMPTOMS- M1

Type	Code
Measurement Unit	numeric
M1MH04	Q4. Over the last 2 weeks, how often have you been bothered by the following problems? -Headache, upset stomach, muscle tension, pounding heart

			Frequency	% of total	% of valid
--	--	--	-----------	------------	------------

Valid	1	Not at all	1295	49.54%	49.75%
	2	Several days	931	35.62%	35.77%
	3	More than half the days	244	9.33%	9.37%
	4	Nearly every day	133	5.09%	5.11%
		Total	2,603	99.58%	100%
Missing	.	Missing	11	0.42%	
		Total	11	0.42%	

Valid	Invalid	Minimum	Maximum
2603	11	1	4

 M1PD01 - PD01 DISCOURAGED CONTINUE EDUC- M1

Type	Code
Measurement Unit	Numeric
M1PD01	Q1. How many times have you been discouraged by a teacher or advisor from continuing your education beyond getting a high school degree?

			Frequency	% of total	% of valid
Valid	1	Never	2305	88.18%	88.38%
	2	Once	132	5.05%	5.06%
	3	Twice	69	2.64%	2.65%
	4	Three or more times	102	3.9%	3.91%
		Total	2,608	99.77%	100%
Missing	.	Missing	6	0.23%	
		Total	6	0.23%	

Valid	Invalid	Minimum	Maximum
2608	6	1	4

 M1PD02A - PD02A EDUC REASON: ACAD PERFORMANCE- M1

Type	Code
Measurement Unit	Numeric
M1PD02A	Q2. Do you think this was because of your: Select all that apply. Q2a. Academic performance
Logic	if Q1=2, 3, 4, ask Q2

			Frequency	% of total	% of valid
Valid	0	Not Marked	183	7%	60.8%
	1	Marked	118	4.51%	39.2%
		Total	301	11.51%	100%

Missing	.	Missing	2	0.08%	
	97	Legitimate Skip	2311	88.41%	
		Total	2,313	88.49%	

Valid	Invalid	Minimum	Maximum
301	2313	0	1

M1PD02B - PD02B EDUC REASON: RACE OR ETHNICITY- M1

Type	Code
Measurement Unit	Numeric
M1PD02B	Q2. Do you think this was because of your: Select all that apply. Q2b. Race or ethnicity
Logic	if Q1=2, 3, 4, ask Q2

			Frequency	% of total	% of valid
Valid	0	Not Marked	223	8.53%	74.09%
	1	Marked	78	2.98%	25.91%
		Total	301	11.51%	100%
Missing	.	Missing	2	0.08%	
	97	Legitimate Skip	2311	88.41%	
		Total	2,313	88.49%	

Valid	Invalid	Minimum	Maximum
301	2313	0	1

M1PD02C - PD02C EDUC REASON: ANCESTRY/ORIGINS- M1

Type	Code
Measurement Unit	Numeric
M1PD02C	Q2. Do you think this was because of your: Select all that apply. Q2c. Ancestry or national origins
Logic	if Q1=2, 3, 4, ask Q2

			Frequency	% of total	% of valid
Valid	0	Not Marked	293	11.21%	97.34%
	1	Marked	8	0.31%	2.66%
		Total	301	11.51%	100%
Missing	.	Missing	2	0.08%	
	97	Legitimate Skip	2311	88.41%	
		Total	2,313	88.49%	

Valid	Invalid	Minimum	Maximum
301	2313	0	1

 M1PD02D - PD02D EDUC REASON: SEX(FM/M)- M1

Type	Code
Measurement Unit	Numeric
M1PD02D	Q2. Do you think this was because of your: Select all that apply. Q2d. Sex (female or male)
Logic	if Q1=2, 3, 4, ask Q2

			Frequency	% of total	% of valid
Valid	0	Not Marked	258	9.87%	85.71%
	1	Marked	43	1.64%	14.29%
Total			301	11.51%	100%
Missing	.	Missing	2	0.08%	
	97	Legitimate Skip	2311	88.41%	
Total			2,313	88.49%	

Valid	Invalid	Minimum	Maximum
301	2313	0	1

 M1PD02E - PD02E EDUC REASON: BEING TRANS- M1

Type	Code
Measurement Unit	Numeric
M1PD02E	Q2. Do you think this was because of your: Select all that apply. Q2e. Being transgender
Logic	if Q1=2, 3, 4, ask Q2

			Frequency	% of total	% of valid
Valid	8888	Request access	2614	100%	100%
Total			2,614	100%	100%

Valid	Invalid	Minimum	Maximum
2614	0	8888	8888

 M1PD02F - PD02F EDUC REASON: GENDER EXPRESS- M1

Type	Code
Measurement Unit	Numeric
M1PD02F	Q2. Do you think this was because of your: Select all that apply. Q2f. Gender expression

Logic	if Q1=2, 3, 4, ask Q2
-------	-----------------------

			Frequency	% of total	% of valid
Valid	0	Not Marked	296	11.32%	98.34%
	1	Marked	5	0.19%	1.66%
		Total	301	11.51%	100%
Missing	.	Missing	2	0.08%	
	97	Legitimate Skip	2311	88.41%	
		Total	2,313	88.49%	

Valid	Invalid	Minimum	Maximum
301	2313	0	1

 M1PD02G - PD02G EDUC REASON: AGE- M1

Type	Code
Measurement Unit	Numeric
M1PD02G	Q2. Do you think this was because of your: Select all that apply. Q2g. Age
Logic	if Q1=2, 3, 4, ask Q2

			Frequency	% of total	% of valid
Valid	0	Not Marked	278	10.64%	92.36%
	1	Marked	23	0.88%	7.64%
		Total	301	11.51%	100%
Missing	.	Missing	2	0.08%	
	97	Legitimate Skip	2311	88.41%	
		Total	2,313	88.49%	

Valid	Invalid	Minimum	Maximum
301	2313	0	1

 M1PD02H - PD02H EDUC REASON: RELIGION- M1

Type	Code
Measurement Unit	Numeric
M1PD02H	Q2. Do you think this was because of your: Select all that apply. Q2h. Religion
Logic	if Q1=2, 3, 4, ask Q2

			Frequency	% of total	% of valid
Valid	0	Not Marked	297	11.36%	98.67%
	1	Marked	4	0.15%	1.33%

		Total	301	11.51%	100%
Missing	.	Missing	2	0.08%	
	97	Legitimate Skip	2311	88.41%	
		Total	2,313	88.49%	

Valid	Invalid	Minimum	Maximum
301	2313	0	1

M1PD02I - PD02I EDUC REASON: HEIGHT- M1

Type	Code
Measurement Unit	Numeric
M1PD02I	Q2. Do you think this was because of your: Select all that apply. Q2i. Height
Logic	if Q1=2, 3, 4, ask Q2

			Frequency	% of total	% of valid
Valid	0	Not Marked	301	11.51%	100%
	1	Marked	0	0%	0%
		Total	301	11.51%	100%
Missing	.	Missing	2	0.08%	
	97	Legitimate Skip	2311	88.41%	
		Total	2,313	88.49%	

Valid	Invalid	Minimum	Maximum
301	2313	0	0

M1PD02J - PD02J EDUC REASON: WEIGHT- M1

Type	Code
Measurement Unit	Numeric
M1PD02J	Q2. Do you think this was because of your: Select all that apply. Q2j. Weight
Logic	if Q1=2, 3, 4, ask Q2j

			Frequency	% of total	% of valid
Valid	0	Not Marked	281	10.75%	93.36%
	1	Marked	20	0.77%	6.64%
		Total	301	11.51%	100%
Missing	.	Missing	2	0.08%	
	97	Legitimate Skip	2311	88.41%	
		Total	2,313	88.49%	

Valid	Invalid	Minimum	Maximum
301	2313	0	1

 M1PD02K - PD02K EDUC REASON: SEXUAL ORIENT- M1

Type	Code
Measurement Unit	Numeric
M1PD02K	Q2. Do you think this was because of your: Select all that apply. Q2k. Sexual orientation
Logic	if Q1=2, 3, 4, ask Q2

			Frequency	% of total	% of valid
Valid	0	Not Marked	290	11.09%	96.35%
	1	Marked	11	0.42%	3.65%
Total			301	11.51%	100%
Missing	.	Missing	2	0.08%	
	97	Legitimate Skip	2311	88.41%	
Total			2,313	88.49%	

Valid	Invalid	Minimum	Maximum
301	2313	0	1

 M1PD02L - PD02L EDUC REASON: DISABILITY- M1

Type	Code
Measurement Unit	Numeric
M1PD02L	Q2. Do you think this was because of your: Select all that apply. Q2l. Disability
Logic	if Q1=2, 3, 4, ask Q2

			Frequency	% of total	% of valid
Valid	0	Not Marked	285	10.9%	94.68%
	1	Marked	16	0.61%	5.32%
Total			301	11.51%	100%
Missing	.	Missing	2	0.08%	
	97	Legitimate Skip	2311	88.41%	
Total			2,313	88.49%	

Valid	Invalid	Minimum	Maximum
301	2313	0	1

 M1PD02M - PD02M EDUC REASON: EDUC/INC LEVEL- M1

Type	Code
Measurement Unit	Numeric
M1PD02M	Q2. Do you think this was because of your: Select all that apply. Q2m. Education or income level
Logic	if Q1=2, 3, 4, ask Q2

			Frequency	% of total	% of valid
Valid	0	Not Marked	231	8.84%	76.74%
	1	Marked	70	2.68%	23.26%
		Total	301	11.51%	100%
Missing	.	Missing	2	0.08%	
	97	Legitimate Skip	2311	88.41%	
		Total	2,313	88.49%	

Valid	Invalid	Minimum	Maximum
301	2313	0	1

M1PD02N - PD02N EDUC REASON: PREGNANCY/CHILD- M1

Type	Code
Measurement Unit	Numeric
M1PD02N	Q2. Do you think this was because of your: Select all that apply. Q2n. Pregnancy or having children
Logic	if Q1=2, 3, 4, ask Q2

			Frequency	% of total	% of valid
Valid	0	Not Marked	272	10.41%	90.37%
	1	Marked	29	1.11%	9.63%
		Total	301	11.51%	100%
Missing	.	Missing	2	0.08%	
	97	Legitimate Skip	2311	88.41%	
		Total	2,313	88.49%	

Valid	Invalid	Minimum	Maximum
301	2313	0	1

M1PD02O - PD02O EDUC REASON: ANOTHER- M1

Type	Code
Measurement Unit	Numeric
M1PD02O	Q2. Do you think this was because of your: Select all that apply. Q2o. Another reason

Logic	if Q1=2, 3, 4, ask Q2
-------	-----------------------

			Frequency	% of total	% of valid
Valid	8888	Request access	2614	100%	100%
		Total	2,614	100%	100%

Valid	Invalid	Minimum	Maximum
2614	0	8888	8888

 RM1PD020 - rPD020 EDUC REASON: ANOTHER- M1

Type	Numeric (Double)
------	------------------

			Frequency	% of total	% of valid
Missing	.		2	0.08%	
		Total	2	0.08%	

Valid	Invalid	Minimum	Maximum	Mean	StdDev
2612	2	0	97	85.854134...	30.890073...

 M1PD03 - PD03 BEEN DENIED A LOAN- M1

Type	Code
Measurement Unit	Numeric
M1PD03	Q3. Since you were 18, how many times have you been denied a loan from a bank or lending institution?

			Frequency	% of total	% of valid
Valid	1	Not applicable, I have never tried to get a loan from a bank or lending institution	254	9.72%	9.77%
	2	Never	1053	40.28%	40.5%
	3	Once	384	14.69%	14.77%
	4	Twice	311	11.9%	11.96%
	5	Three or more times	598	22.88%	23%
		Total	2,600	99.46%	100%
Missing	.	Missing	14	0.54%	
		Total	14	0.54%	

Valid	Invalid	Minimum	Maximum
2600	14	1	5

 M1PD04A - PD04A BANK REASON: CREDIT SCORE- M1

Type	Code
Measurement Unit	Numeric
M1PD04A	Q4. Do you think this was because of your: Select all that apply. Q4a. Credit score
Logic	if Q3=3, 4, 5, ask Q4

			Frequency	% of total	% of valid
Valid	0	Not Marked	160	6.12%	12.41%
	1	Marked	1129	43.19%	87.59%
		Total	1,289	49.31%	100%
Missing	.	Missing	4	0.15%	
	97	Legitimate Skip	1321	50.54%	
		Total	1,325	50.69%	

Valid	Invalid	Minimum	Maximum
1289	1325	0	1

M1PD04B - PD04B BANK REASON: EMPLOYMENT HISTORY-M1

Type	Code
Measurement Unit	Numeric
M1PD04B	Q4. Do you think this was because of your: Select all that apply. Q4b. Employment history
Logic	if Q3=3, 4, 5, ask Q4

			Frequency	% of total	% of valid
Valid	0	Not Marked	1046	40.02%	81.15%
	1	Marked	243	9.3%	18.85%
		Total	1,289	49.31%	100%
Missing	.	Missing	4	0.15%	
	97	Legitimate Skip	1321	50.54%	
		Total	1,325	50.69%	

Valid	Invalid	Minimum	Maximum
1289	1325	0	1

M1PD04C - PD04C BANK REASON: RACE OR ETHNICITY- M1

Type	Code
Measurement Unit	Numeric
M1PD04C	Q4. Do you think this was because of your: Select all that apply. Q4c. Race or ethnicity

Logic	if Q3=3, 4, 5, ask Q4
-------	-----------------------

			Frequency	% of total	% of valid
Valid	0	Not Marked	1197	45.79%	92.86%
	1	Marked	92	3.52%	7.14%
Total			1,289	49.31%	100%
Missing	.	Missing	4	0.15%	
	97	Legitimate Skip	1321	50.54%	
Total			1,325	50.69%	

Valid	Invalid	Minimum	Maximum
1289	1325	0	1

M1PD04D - PD04D BANK REASON: ANCESTRY/ORIGINS- M1

Type	Code
Measurement Unit	Numeric
M1PD04D	Q4. Do you think this was because of your: Select all that apply. Q4d. Ancestry or national origins
Logic	if Q3=3, 4, 5, ask Q4

			Frequency	% of total	% of valid
Valid	0	Not Marked	1284	49.12%	99.61%
	1	Marked	5	0.19%	0.39%
Total			1,289	49.31%	100%
Missing	.	Missing	4	0.15%	
	97	Legitimate Skip	1321	50.54%	
Total			1,325	50.69%	

Valid	Invalid	Minimum	Maximum
1289	1325	0	1

M1PD04E - PD04E BANK REASON: SEX(FM/M)- M1

Type	Code
Measurement Unit	Numeric
M1PD04E	Q4. Do you think this was because of your: Select all that apply. Q4e. Sex (female or male)
Logic	if Q3=3, 4, 5, ask Q4

			Frequency	% of total	% of valid
Valid	0	Not Marked	1252	47.9%	97.13%
	1	Marked	37	1.42%	2.87%

		Total	1,289	49.31%	100%
Missing	.	Missing	4	0.15%	
	97	Legitimate Skip	1321	50.54%	
		Total	1,325	50.69%	

Valid	Invalid	Minimum	Maximum
1289	1325	0	1

 M1PD04F - PD04F BANK REASON: BEING TRANS - M1

Type	Code
Measurement Unit	Numeric
M1PD04F	Q4. Do you think this was because of your: Select all that apply. Q4f. Being transgender
Logic	if Q3=3, 4, 5, ask Q4

			Frequency	% of total	% of valid
Valid	8888	Request access	2614	100%	100%
		Total	2,614	100%	100%

Valid	Invalid	Minimum	Maximum
2614	0	8888	8888

 M1PD04G - PD04G BANK REASON: GENDER EXPRESS- M1

Type	Code
Measurement Unit	Numeric
M1PD04G	Q4. Do you think this was because of your: Select all that apply. Q4g. Gender expression
Logic	if Q3=3, 4, 5, ask Q4

			Frequency	% of total	% of valid
Valid	0	Not Marked	1289	49.31%	100%
	1	Marked	0	0%	0%
		Total	1,289	49.31%	100%
Missing	.	Missing	4	0.15%	
	97	Legitimate Skip	1321	50.54%	
		Total	1,325	50.69%	

Valid	Invalid	Minimum	Maximum
1289	1325	0	0

 M1PD04H - PD04H BANK REASON: AGE- M1

Type	Code
Measurement Unit	Numeric
M1PD04H	Q4. Do you think this was because of your: Select all that apply. Q4h. Age
Logic	if Q3=3, 4, 5, ask Q4

			Frequency	% of total	% of valid
Valid	0	Not Marked	1207	46.17%	93.64%
	1	Marked	82	3.14%	6.36%
Total			1,289	49.31%	100%
Missing	.	Missing	4	0.15%	
	97	Legitimate Skip	1321	50.54%	
Total			1,325	50.69%	

Valid	Invalid	Minimum	Maximum
1289	1325	0	1

 M1PD04I - PD04I BANK REASON: RELIGION- M1

Type	Code
Measurement Unit	Numeric
M1PD04I	Q4. Do you think this was because of your: Select all that apply. Q4i. Religion
Logic	if Q3=3, 4, 5, ask Q4

			Frequency	% of total	% of valid
Valid	0	Not Marked	1289	49.31%	100%
		Total	1,289	49.31%	100%
Missing	.	Missing	4	0.15%	
	97	Legitimate Skip	1321	50.54%	
Total			1,325	50.69%	

Valid	Invalid	Minimum	Maximum
1289	1325	0	0

 M1PD04J - PD04J BANK REASON: HEIGHT- M1

Type	Code
Measurement Unit	Numeric

M1PD04J	Q4. Do you think this was because of your: Select all that apply. Q4j. Height
Logic	if Q3=3, 4, 5, ask Q4

			Frequency	% of total	% of valid
Valid	0	Not Marked	1289	49.31%	100%
	Total		1,289	49.31%	100%
Missing	.	Missing	4	0.15%	
	97	Legitimate Skip	1321	50.54%	
	Total		1,325	50.69%	

Valid	Invalid	Minimum	Maximum
1289	1325	0	0

 M1PD04K - PD04K BANK REASON: WEIGHT- M1

Type	Code
Measurement Unit	Numeric
M1PD04K	Q4. Do you think this was because of your: Select all that apply. Q4k. Weight
Logic	if Q3=3, 4, 5, ask Q4

			Frequency	% of total	% of valid
Valid	0	Not Marked	1284	49.12%	99.61%
	1	Marked	5	0.19%	0.39%
	Total		1,289	49.31%	100%
Missing	.	Missing	4	0.15%	
	97	Legitimate Skip	1321	50.54%	
	Total		1,325	50.69%	

Valid	Invalid	Minimum	Maximum
1289	1325	0	1

 M1PD04L - PD04L BANK REASON: SEXUAL ORIENT- M1

Type	Code
Measurement Unit	Numeric
M1PD04L	Q4. Do you think this was because of your: Select all that apply. Q4l. Sexual orientation
Logic	if Q3=3, 4, 5, ask Q4

			Frequency	% of total	% of valid
--	--	--	-----------	------------	------------

Valid	0	Not Marked	1283	49.08%	99.53%
	1	Marked	6	0.23%	0.47%
		Total	1,289	49.31%	100%
Missing	.	Missing	4	0.15%	
	97	Legitimate Skip	1321	50.54%	
		Total	1,325	50.69%	

Valid	Invalid	Minimum	Maximum
1289	1325	0	1

 M1PD04M - PD04M BANK REASON: DISABILITY- M1

Type	Code
Measurement Unit	Numeric
M1PD04M	Q4. Do you think this was because of your: Select all that apply. Q4m. Disability
Logic	if Q3=3, 4, 5, ask Q4

			Frequency	% of total	% of valid
Valid	0	Not Marked	1278	48.89%	99.15%
	1	Marked	11	0.42%	0.85%
		Total	1,289	49.31%	100%
Missing	.	Missing	4	0.15%	
	97	Legitimate Skip	1321	50.54%	
		Total	1,325	50.69%	

Valid	Invalid	Minimum	Maximum
1289	1325	0	1

 M1PD04N - PD04N BANK REASON: EDUC/INC LEVEL- M1

Type	Code
Measurement Unit	Numeric
M1PD04N	Q4. Do you think this was because of your: Select all that apply. Q4n. Education or income level
Logic	if Q3=3, 4, 5, ask Q4

			Frequency	% of total	% of valid
Valid	0	Not Marked	1044	39.94%	80.99%
	1	Marked	245	9.37%	19.01%
		Total	1,289	49.31%	100%

Missing	.	Missing	4	0.15%	
	97	Legitimate Skip	1321	50.54%	
		Total	1,325	50.69%	

Valid	Invalid	Minimum	Maximum
1289	1325	0	1

 M1PD04O - PD04O BANK REASON: PREGNANCY/CHILD- M1

Type	Code
Measurement Unit	Numeric
M1PD04O	Q4. Do you think this was because of your: Select all that apply. Q4o. Pregnancy or having children
Logic	if Q3=3, 4, 5, ask Q4

			Frequency	% of total	% of valid
Valid	0	Not Marked	1283	49.08%	99.53%
	1	Marked	6	0.23%	0.47%
		Total	1,289	49.31%	100%
Missing	.	Missing	4	0.15%	
	97	Legitimate Skip	1321	50.54%	
		Total	1,325	50.69%	

Valid	Invalid	Minimum	Maximum
1289	1325	0	1

 M1PD04P - PD04P BANK REASON: ANOTHER- M1

Type	Code
Measurement Unit	Numeric
M1PD04P	Q4. Do you think this was because of your: Select all that apply. Q4p. Another reason
Logic	if Q3=3, 4, 5, ask Q4

			Frequency	% of total	% of valid
Valid	8888	Request access	2614	100%	100%
		Total	2,614	100%	100%

Valid	Invalid	Minimum	Maximum
2614	0	8888	8888

 RM1PD04P - rPD04P BANK REASON: ANOTHER- M1

Type	Numeric (Double)
------	------------------

			Frequency	% of total	% of valid
Missing	.		4	0.15%	
		Total	4	0.15%	

Valid	Invalid	Minimum	Maximum	Mean	StdDev
2610	4	0	97	49.138697...	48.461448...

 M1PD05 - PD05 NOT BEEN HIRED FOR A JOB- M1

Type	Code
Measurement Unit	Numeric
M1PD05	Q5. Since you were 18, how many times have you not been hired for a job for which you were qualified?

			Frequency	% of total	% of valid
Valid	1	Never	1001	38.29%	38.51%
	2	Once	441	16.87%	16.97%
	3	Twice	431	16.49%	16.58%
	4	Three or more times	726	27.77%	27.93%
		Total	2,599	99.43%	100%
Missing	.	Missing	15	0.57%	
		Total	15	0.57%	

Valid	Invalid	Minimum	Maximum
2599	15	1	4

 M1PD06 - PD06 TIMES BEEN FIRED FROM A JOB- M1

Type	Code
Measurement Unit	Numeric
M1PD06	Q6. Since you were 18, how many times have you been fired from a job?
Logic	if S3Q1#3, ask Q6

			Frequency	% of total	% of valid
Valid	0	Not applicable, I have never worked for pay	0	0%	0%
	1	Never	1496	57.23%	58.32%
	2	Once	676	25.86%	26.35%
	3	Twice	280	10.71%	10.92%
	4	Three or more times	113	4.32%	4.41%
	Total	2,565	98.13%	100%	

Missing	.	Missing	23	0.88%	
	97	Legitimate Skip	26	0.99%	
		Total	49	1.87%	

Valid	Invalid	Minimum	Maximum
2565	49	1	4

 M1PD07 - PD07 WHEN WAS FIRED LAST TIME- M1

Type	Code
Measurement Unit	Numeric
M1PD07	Q7. When was the last time that you were fired from a job?
Logic	if Q6=0, 1 or S3Q1=3, not ask Q7

			Frequency	% of total	% of valid
Valid	1	In the past year	57	2.18%	5.35%
	2	1-2 years ago	64	2.45%	6%
	3	3-5 years ago	142	5.43%	13.32%
	4	More than 5 years ago	803	30.72%	75.33%
		Total	1,066	40.78%	100%
Missing	.	Missing	26	0.99%	
	97	Legitimate Skip	1522	58.22%	
		Total	1,548	59.22%	

Valid	Invalid	Minimum	Maximum
1066	1548	1	4

 M1PD08 - PD08 TIMES BEEN DENIED FOR A JOB- M1

Type	Code
Measurement Unit	Numeric
M1PD08	Q8. Since you were 18, how many times have you been denied a job promotion?
Logic	if S3Q1≠3, not ask Q8

			Frequency	% of total	% of valid
Valid	0	Not applicable, I have never worked for pay	0	0%	0%
	1	Never	1656	63.35%	64.49%
	2	Once	488	18.67%	19%
	3	Twice	219	8.38%	8.53%
	4	Three or more times	205	7.84%	7.98%

		Total	2,568	98.24%	100%
Missing	.	Missing	20	0.77%	
	97	Legitimate Skip	26	0.99%	
		Total	46	1.76%	

Valid	Invalid	Minimum	Maximum
2568	46	1	4

 M1PD09A - PD09A JOB REASON: JOB PERFORM/QUALI- M1

Type	Code
Measurement Unit	Numeric
M1PD09A	Q9. Do you think these job experiences were because of your: Select all that apply. Q9a. Job performance or qualifications
Logic	if Q5=2, 3, 4 or Q6=2, 3, 4 or Q8=2, 3, 4, ask Q9

			Frequency	% of total	% of valid
Valid	0	Not Marked	1021	39.06%	52.28%
	1	Marked	932	35.65%	47.72%
		Total	1,953	74.71%	100%
Missing	.	Missing	63	2.41%	
	97	Legitimate Skip	598	22.88%	
		Total	661	25.29%	

Valid	Invalid	Minimum	Maximum
1953	661	0	1

 M1PD09B - PD09B JOB REASON: RACE OR ETHNICITY- M1

Type	Code
Measurement Unit	Numeric
M1PD09B	Q9. Do you think these job experiences were because of your: Select all that apply. Q9b. Race or ethnicity
Logic	if Q5=2, 3, 4 or Q6=2, 3, 4 or Q8=2, 3, 4, ask Q9

			Frequency	% of total	% of valid
Valid	0	Not Marked	1637	62.62%	83.82%
	1	Marked	316	12.09%	16.18%
		Total	1,953	74.71%	100%

Missing	.	Missing	63	2.41%	
	97	Legitimate Skip	598	22.88%	
		Total	661	25.29%	


Valid	Invalid	Minimum	Maximum
1953	661	0	1

 M1PD09C - PD09C JOB REASON: ANCESTRY/ORIGINS- M1

Type	Code
Measurement Unit	Numeric
M1PD09C	Q9. Do you think these job experiences were because of your: Select all that apply. Q9c. Ancestry or national origins
Logic	if Q5=2, 3, 4 or Q6=2, 3, 4 or Q8=2, 3, 4, ask Q9

			Frequency	% of total	% of valid
Valid	0	Not Marked	1934	73.99%	99.03%
	1	Marked	19	0.73%	0.97%
		Total	1,953	74.71%	100%
Missing	.	Missing	63	2.41%	
	97	Legitimate Skip	598	22.88%	
		Total	661	25.29%	

Valid	Invalid	Minimum	Maximum
1953	661	0	1

 M1PD09D - PD09D JOB REASON: SEX(FM/M)- M1

Type	Code
Measurement Unit	Numeric
M1PD09D	Q9. Do you think these job experiences were because of your: Select all that apply. Q9d. Sex (female or male)
Logic	if Q5=2, 3, 4 or Q6=2, 3, 4 or Q8=2, 3, 4, ask Q9

			Frequency	% of total	% of valid
Valid	0	Not Marked	1637	62.62%	83.82%
	1	Marked	316	12.09%	16.18%
		Total	1,953	74.71%	100%
Missing	.	Missing	63	2.41%	
	97	Legitimate Skip	598	22.88%	

		Total	661	25.29%	
--	--	-------	-----	--------	--

Valid	Invalid	Minimum	Maximum
1953	661	0	1

M1PD09E - PD09E JOB REASON: BEING TRANS- M1

Type	Code
Measurement Unit	Numeric
M1PD09E	Q9. Do you think these job experiences were because of your: Select all that apply. Q9e. Being transgender
Logic	if Q5=2, 3, 4 or Q6=2, 3, 4 or Q8=2, 3, 4, ask Q9

			Frequency	% of total	% of valid
Valid	8888	Request access	2614	100%	100%
		Total	2,614	100%	100%

Valid	Invalid	Minimum	Maximum
2614	0	8888	8888

M1PD09F - PD09F JOB REASON: GENDER EXPRESS- M1

Type	Code
Measurement Unit	Numeric
M1PD09F	Q9. Do you think these job experiences were because of your: Select all that apply. Q9f. Gender expression
Logic	if Q5=2, 3, 4 or Q6=2, 3, 4 or Q8=2, 3, 4, ask Q9

			Frequency	% of total	% of valid
Valid	0	Not Marked	1932	73.91%	98.92%
	1	Marked	21	0.8%	1.08%
		Total	1,953	74.71%	100%
Missing	.	Missing	63	2.41%	
	97	Legitimate Skip	598	22.88%	
		Total	661	25.29%	

Valid	Invalid	Minimum	Maximum
1953	661	0	1

M1PD09G - PD09G JOB REASON: AGE- M1

Type	Code
Measurement Unit	Numeric
M1PD09G	Q9. Do you think these job experiences were because of your: Select all that apply. Q9g. Age
Logic	if Q5=2, 3, 4 or Q6=2, 3, 4 or Q8=2, 3, 4, ask Q9

			Frequency	% of total	% of valid
Valid	0	Not Marked	1772	67.79%	90.73%
	1	Marked	181	6.92%	9.27%
	Total		1,953	74.71%	100%
Missing	.	Missing	63	2.41%	
	97	Legitimate Skip	598	22.88%	
	Total		661	25.29%	

Valid	Invalid	Minimum	Maximum
1953	661	0	1

M1PD09H - PD09H JOB REASON: RELIGION- M1

Type	Code
Measurement Unit	Numeric
M1PD09H	Q9. Do you think these job experiences were because of your: Select all that apply. Q9h. Religion
Logic	if Q5=2, 3, 4 or Q6=2, 3, 4 or Q8=2, 3, 4, ask Q9

			Frequency	% of total	% of valid
Valid	0	Not Marked	1934	73.99%	99.03%
	1	Marked	19	0.73%	0.97%
	Total		1,953	74.71%	100%
Missing	.	Missing	63	2.41%	
	97	Legitimate Skip	598	22.88%	
	Total		661	25.29%	

Valid	Invalid	Minimum	Maximum
1953	661	0	1

M1PD09I - PD09I JOB REASON: HEIGHT- M1

Type	Code
Measurement Unit	Numeric

M1PD09I	Q9. Do you think these job experiences were because of your: Select all that apply. Q9i. Height
Logic	if Q5=2, 3, 4 or Q6=2, 3, 4 or Q8=2, 3, 4, ask Q9

			Frequency	% of total	% of valid
Valid	0	Not Marked	1935	74.02%	99.08%
	1	Marked	18	0.69%	0.92%
	Total		1,953	74.71%	100%
Missing	.	Missing	63	2.41%	
	97	Legitimate Skip	598	22.88%	
	Total		661	25.29%	

Valid	Invalid	Minimum	Maximum
1953	661	0	1

 M1PD09J - PD09J JOB REASON: WEIGHT- M1

Type	Code
Measurement Unit	Numeric
M1PD09J	Q9. Do you think these job experiences were because of your: Select all that apply. Q9j. Weight
Logic	if Q5=2, 3, 4 or Q6=2, 3, 4 or Q8=2, 3, 4, ask Q9

			Frequency	% of total	% of valid
Valid	0	Not Marked	1870	71.54%	95.75%
	1	Marked	83	3.18%	4.25%
	Total		1,953	74.71%	100%
Missing	.	Missing	63	2.41%	
	97	Legitimate Skip	598	22.88%	
	Total		661	25.29%	

Valid	Invalid	Minimum	Maximum
1953	661	0	1

 M1PD09K - PD09K JOB REASON: SEXUAL ORIENT- M1

Type	Code
Measurement Unit	Numeric

M1PD09K	Q9. Do you think these job experiences were because of your: Select all that apply. Q9k. Sexual orientation
Logic	if Q5=2, 3, 4 or Q6=2, 3, 4 or Q8=2, 3, 4, ask Q9

			Frequency	% of total	% of valid
Valid	0	Not Marked	1916	73.3%	98.11%
	1	Marked	37	1.42%	1.89%
Total			1,953	74.71%	100%
Missing	.	Missing	63	2.41%	
	97	Legitimate Skip	598	22.88%	
Total			661	25.29%	

Valid	Invalid	Minimum	Maximum
1953	661	0	1

 M1PD09L - PD09L JOB REASON: DISABILITY- M1

Type	Code
Measurement Unit	Numeric
M1PD09L	Q9. Do you think these job experiences were because of your: Select all that apply. Q9l. Disability
Logic	if Q5=2, 3, 4 or Q6=2, 3, 4 or Q8=2, 3, 4, ask Q9

			Frequency	% of total	% of valid
Valid	0	Not Marked	1900	72.69%	97.29%
	1	Marked	53	2.03%	2.71%
Total			1,953	74.71%	100%
Missing	.	Missing	63	2.41%	
	97	Legitimate Skip	598	22.88%	
Total			661	25.29%	

Valid	Invalid	Minimum	Maximum
1953	661	0	1

 M1PD09M - PD09M JOB REASON: EDUC/INC LEVEL- M1

Type	Code
Measurement Unit	Numeric

M1PD09M	Q9. Do you think these job experiences were because of your: Select all that apply. Q9m. Education or income level
Logic	if Q5=2, 3, 4 or Q6=2, 3, 4 or Q8=2, 3, 4, ask Q9

			Frequency	% of total	% of valid
Valid	0	Not Marked	1604	61.36%	82.13%
	1	Marked	349	13.35%	17.87%
	Total		1,953	74.71%	100%
Missing	.	Missing	63	2.41%	
	97	Legitimate Skip	598	22.88%	
	Total		661	25.29%	

Valid	Invalid	Minimum	Maximum
1953	661	0	1

 M1PD09N - PD09N JOB REASON: PREGNANCY/CHILD- M1

Type	Code
Measurement Unit	Numeric
M1PD09N	Q9. Do you think these job experiences were because of your: Select all that apply. Q9n. Pregnancy or having children
Logic	if Q5=2, 3, 4 or Q6=2, 3, 4 or Q8=2, 3, 4, ask Q9

			Frequency	% of total	% of valid
Valid	0	Not Marked	1871	71.58%	95.8%
	1	Marked	82	3.14%	4.2%
	Total		1,953	74.71%	100%
Missing	.	Missing	63	2.41%	
	97	Legitimate Skip	598	22.88%	
	Total		661	25.29%	

Valid	Invalid	Minimum	Maximum
1953	661	0	1

 M1PD09O - PD09O JOB REASON: ANOTHER- M1

Type	Code
Measurement Unit	Numeric

M1PD090	Q9. Do you think these job experiences were because of your: Select all that apply. Q9o. Another reason
Logic	if Q5=2, 3, 4 or Q6=2, 3, 4 or Q8=2, 3, 4, ask Q9

			Frequency	% of total	% of valid
Valid	8888	Request access	2614	100%	100%
		Total	2,614	100%	100%

Valid	Invalid	Minimum	Maximum
2614	0	8888	8888

 RM1PD090 - rPD090 JOB REASON: ANOTHER- M1

Type	Numeric (Double)
------	------------------

			Frequency	% of total	% of valid
Missing	.		63	2.41%	
		Total	63	2.41%	

Valid	Invalid	Minimum	Maximum	Mean	StdDev
2551	63	0	97	23.011368...	40.951739...

 M1PD10 - PD10 HAVE CURR-SUPERVISOR- M1

Type	Code
Measurement Unit	Numeric
M1PD10	Q10. Do you have a supervisor?
Logic	if S3Q1=., 1, ask Q10

			Frequency	% of total	% of valid
Valid	1	Yes	1834	70.16%	88.09%
	2	No	248	9.49%	11.91%
	3	Not applicable, I do not have a current job, but I have worked for pay in the past	0	0%	0%
	4	Not applicable, I have never worked for pay	0	0%	0%
		Total	2,082	79.65%	100%
Missing	.	Missing	7	0.27%	
	97	Legitimate Skip	525	20.08%	
		Total	532	20.35%	

Valid	Invalid	Minimum	Maximum
2082	532	1	2

M1PD11 - PD11 APPEARANCE DESC/C-SUPERVISOR- M1

Type	Code
Measurement Unit	Numeric
M1PD11	Q11. A person's appearance, style, dress, or mannerisms (such as the way they walk or talk) may affect the way people think of them. On average, how do you think your current supervisor would describe your appearance, style, dress, or mannerisms at work?
Logic	if Q10=1, ask Q11

			Frequency	% of total	% of valid
Valid	1	Very feminine	442	16.91%	24.18%
	2	Mostly feminine	543	20.77%	29.7%
	3	Somewhat feminine	207	7.92%	11.32%
	4	Equally feminine or masculine	92	3.52%	5.03%
	5	Somewhat masculine	52	1.99%	2.84%
	6	Mostly masculine	231	8.84%	12.64%
	7	Very masculine	261	9.98%	14.28%
		Total	1,828	69.93%	100%
Missing	.	Missing	6	0.23%	
	97	Legitimate Skip	780	29.84%	
		Total	786	30.07%	

Valid	Invalid	Minimum	Maximum
1828	786	1	7

M1PD12 - PD12 ACCEPT APPEARANCE/C-SUPERVISOR- M1

Type	Code
Measurement Unit	Numeric
M1PD12	Q12. How accepting is your current supervisor of your [Q11 response] appearance, style, dress, or mannerisms?
Logic	if Q10=1 and Q11≠., ask Q12

			Frequency	% of total	% of valid
Valid	1	Not at all accepting	3	0.11%	0.16%
	2	Somewhat accepting	33	1.26%	1.81%
	3	Moderately accepting	49	1.87%	2.68%
	4	Very accepting	361	13.81%	19.75%
	5	Completely accepting	1382	52.87%	75.6%

		Total	1,828	69.93%	100%
Missing	97	Legitimate Skip	786	30.07%	
		Total	786	30.07%	

Valid	Invalid	Minimum	Maximum
1828	786	1	5

M1PD13 - PD13 KNOW NOT 100% HET/C-SUPERVISOR-M1

Type	Code
Measurement Unit	Numeric
M1PD13	Q13. Does your current supervisor know you are something other than completely heterosexual/straight?
Logic	if Q10=1 and S5Q1≠1, ask Q13

			Frequency	% of total	% of valid
Valid	0	No	414	15.84%	59.14%
	1	Yes	146	5.59%	20.86%
	3	I don't know	140	5.36%	20%
		Total	700	26.78%	100%
Missing	.	Missing	2	0.08%	
	97	Legitimate skip	1912	73.14%	
		Total	1,914	73.22%	


Valid	Invalid	Minimum	Maximum
700	1914	0	3

M1PD14 - PD14 KNOW BISEXUAL/C-SUPERVISOR- M1

Type	Code
Measurement Unit	Numeric
M1PD14	Q14. Does your current supervisor know that you are bisexual?
Logic	if S5Q1=3 and Q13=1, ask Q14

			Frequency	% of total	% of valid
Valid	0	No	6	0.23%	27.27%
	1	Yes	12	0.46%	54.55%
	3	I don't know	4	0.15%	18.18%
		Total	22	0.84%	100%
Missing	97	Legitimate skip	2592	99.16%	
		Total	2,592	99.16%	

Valid	Invalid	Minimum	Maximum
22	2592	0	3

 M1PD15 - PD15 ACCEPT NOT100% HET/C-SUPERVISOR-M1

Type	Code
Measurement Unit	Numeric
M1PD15	Q15. How accepting is your current supervisor of you as someone who is not completely heterosexual/straight?
Logic	if Q13=1, ask Q15

			Frequency	% of total	% of valid
Valid	1	Not at all accepting	0	0%	0%
	2	Somewhat accepting	4	0.15%	2.74%
	3	Moderately accepting	10	0.38%	6.85%
	4	Very accepting	25	0.96%	17.12%
	5	Completely accepting	107	4.09%	73.29%
		Total	146	5.59%	100%
Missing	97	Legitimate skip	2468	94.41%	
		Total	2,468	94.41%	

Valid	Invalid	Minimum	Maximum
146	2468	2	5

 M1PD16 - PD16 HAVE CURR-COWORKER- M1

Type	Code
Measurement Unit	Numeric
M1PD16	Q16. Do you have coworkers in your current job? If you have more than one job, think about the one job where you work the most hours.
Logic	if S3Q1=., 1, ask Q16

			Frequency	% of total	% of valid
Valid	1	Yes	1910	73.07%	91.74%
	2	No	172	6.58%	8.26%
	3	Not applicable, I do not have a current job, but I have worked for pay in the past	0	0%	0%
	4	Not applicable, I have never worked for pay	0	0%	0%
		Total	2,082	79.65%	100%

Missing	.	Missing	7	0.27%	
	97	Legitimate Skip	525	20.08%	
		Total	532	20.35%	

Valid	Invalid	Minimum	Maximum
2082	532	1	2

 M1PD17 - PD17 APPEARANCE DESC/C-COWORKER- M1

Type	Code
Measurement Unit	Numeric
M1PD17	Q17. On average, how do you think most of your current coworkers would describe your appearance, style, dress, or mannerisms at work?
Logic	if Q16=1, ask Q17

			Frequency	% of total	% of valid
Valid	1	Very feminine	428	16.37%	22.47%
	2	Mostly feminine	602	23.03%	31.6%
	3	Somewhat feminine	194	7.42%	10.18%
	4	Equally feminine or masculine	108	4.13%	5.67%
	5	Somewhat masculine	53	2.03%	2.78%
	6	Mostly masculine	258	9.87%	13.54%
	7	Very masculine	262	10.02%	13.75%
		Total	1,905	72.88%	100%
Missing	.	Missing	5	0.19%	
	97	Legitimate Skip	704	26.93%	
		Total	709	27.12%	

Valid	Invalid	Minimum	Maximum
1905	709	1	7

 M1PD18 - PD18 ACCEPT APPEARANCE/C-COWORKER- M1

Type	Code
Measurement Unit	Numeric
M1PD18	Q18. How accepting are most of your current coworkers of your [Q17 response] appearance, style, dress, or mannerisms?
Logic	if Q16=1 and Q17≠., ask Q18

			Frequency	% of total	% of valid
--	--	--	-----------	------------	------------

Valid	1	Not at all accepting	2	0.08%	0.11%
	2	Somewhat accepting	22	0.84%	1.16%
	3	Moderately accepting	46	1.76%	2.42%
	4	Very accepting	416	15.91%	21.87%
	5	Completely accepting	1416	54.17%	74.45%
		Total	1,902	72.76%	100%
Missing	.	Missing	3	0.11%	
	97	Legitimate Skip	709	27.12%	
		Total	712	27.24%	

Valid	Invalid	Minimum	Maximum
1902	712	1	5

 M1PD19 - PD19 KNOW NOT 100% HET/C-COWORKER- M1

Type	Code
Measurement Unit	Numeric
M1PD19	Q19. Do most of your current coworkers know you are not completely heterosexual/straight?
Logic	if Q16=1 and S5Q1≠1, ask Q19

			Frequency	% of total	% of valid
Valid	0	No	398	15.23%	54.97%
	1	Yes	177	6.77%	24.45%
	3	I don't know	149	5.7%	20.58%
		Total	724	27.7%	100%
Missing	.	Missing	2	0.08%	
	97	Legitimate skip	1888	72.23%	
		Total	1,890	72.3%	

Valid	Invalid	Minimum	Maximum
724	1890	0	3


 M1PD20 - PD20 KNOW BISEXUAL/C-COWORKER- M1

Type	Code
Measurement Unit	Numeric
M1PD20	Q20. Do most of your current coworkers know that you are bisexual?
Logic	if S5Q1=3 and Q19=1, ask Q20

			Frequency	% of total	% of valid
--	--	--	-----------	------------	------------

Valid	0	No	3	0.11%	10.34%
	1	Yes	24	0.92%	82.76%
	3	I don't know	2	0.08%	6.9%
		Total	29	1.11%	100%
Missing	97	Legitimate skip	2585	98.89%	
		Total	2,585	98.89%	

Valid	Invalid	Minimum	Maximum
29	2585	0	3

 M1PD21 - PD21 ACCEPT NOT 100% HET/C-COWORKER-M1

Type	Code
Measurement Unit	Numeric
M1PD21	Q21. How accepting are most of your current coworkers of you as someone who is not completely heterosexual/straight?
Logic	if Q19=1, ask Q21

			Frequency	% of total	% of valid
Valid	1	Not at all accepting	0	0%	0%
	2	Somewhat accepting	4	0.15%	2.26%
	3	Moderately accepting	9	0.34%	5.08%
	4	Very accepting	60	2.3%	33.9%
	5	Completely accepting	104	3.98%	58.76%
		Total	177	6.77%	100%
Missing	97	Legitimate skip	2437	93.23%	
		Total	2,437	93.23%	

Valid	Invalid	Minimum	Maximum
177	2437	2	5

 M1PD22 - PD22 HAVE PREV-SUPERVISOR- M1

Type	Code
Measurement Unit	Numeric
M1PD22	Q22. In your most recent job, did you have a supervisor?
Logic	if S3Q1=2 or Q10=3, ask Q22

			Frequency	% of total	% of valid
Valid	0	No	77	2.95%	15.49%
	1	Yes	420	16.07%	84.51%
		Total	497	19.01%	100%

Missing	.	Missing	2	0.08%	
	97	Legitimate Skip	2115	80.91%	
		Total	2,117	80.99%	

Valid	Invalid	Minimum	Maximum
497	2117	0	1

 M1PD23 - PD23 APPEARANCE DESC/P-SUPERVISOR- M1

Type	Code
Measurement Unit	Numeric
M1PD23	Q23. A person's appearance, style, dress, or mannerisms (such as the way they walk or talk) may affect the way people think of them. On average, how do you think your most recent supervisor would have described your appearance, style, dress, or mannerisms at work?
Logic	if Q22=1, ask Q23

			Frequency	% of total	% of valid
Valid	1	Very feminine	137	5.24%	32.78%
	2	Mostly feminine	104	3.98%	24.88%
	3	Somewhat feminine	43	1.64%	10.29%
	4	Equally feminine or masculine	33	1.26%	7.89%
	5	Somewhat masculine	14	0.54%	3.35%
	6	Mostly masculine	37	1.42%	8.85%
	7	Very masculine	50	1.91%	11.96%
		Total	418	15.99%	100%
Missing	.	Missing	2	0.08%	
	97	Legitimate Skip	2194	83.93%	
		Total	2,196	84.01%	

Valid	Invalid	Minimum	Maximum
418	2196	1	7

 M1PD24 - PD24 ACCEPT APPEARANCE/P-SUPERVISOR- M1

Type	Code
Measurement Unit	Numeric
M1PD24	Q24. How accepting was your most recent supervisor of your [Q23 response] appearance, style, dress, or mannerisms?
Logic	if Q22=1 and Q23≠., ask Q24

			Frequency	% of total	% of valid
--	--	--	-----------	------------	------------

Valid	1	Not at all accepting	4	0.15%	0.96%
	2	Somewhat accepting	18	0.69%	4.32%
	3	Moderately accepting	27	1.03%	6.47%
	4	Very accepting	97	3.71%	23.26%
	5	Completely accepting	271	10.37%	64.99%
		Total	417	15.95%	100%
Missing	.	Missing	1	0.04%	
	97	Legitimate Skip	2196	84.01%	
		Total	2,197	84.05%	

Valid	Invalid	Minimum	Maximum
417	2197	1	5

 M1PD25 - PD25 KNOW NOT 100% HET/P-SUPERVISOR- M1

Type	Code
Measurement Unit	Numeric
M1PD25	Q25. Did your most recent supervisor know you are something other than completely heterosexual/straight?
Logic	if Q22=1 and S5Q1≠1, ask Q25

			Frequency	% of total	% of valid
Valid	0	No	84	3.21%	56.38%
	1	Yes	28	1.07%	18.79%
	3	I don't know	37	1.42%	24.83%
		Total	149	5.7%	100%
Missing	97	Legitimate Skip	2465	94.3%	
		Total	2,465	94.3%	

Valid	Invalid	Minimum	Maximum
149	2465	0	3


 M1PD26 - PD26 KNOW BISEXUAL/P-SUPERVISOR- M1

Type	Code
Measurement Unit	Numeric
M1PD26	Q26. Did your most recent supervisor know that you are bisexual?
Logic	if S5Q1=3 and Q25=1, ask Q26

			Frequency	% of total	% of valid
--	--	--	-----------	------------	------------

Valid	0	No	0	0%	0%
	1	Yes	3	0.11%	75%
	3	I don't know	1	0.04%	25%
		Total	4	0.15%	100%
Missing	97	Legitimate Skip	2610	99.85%	
		Total	2,610	99.85%	

Valid	Invalid	Minimum	Maximum
4	2610	1	3

 M1PD27 - PD27 ACCEPT NOT 100% HET/P-SUPERVISOR-M1

Type	Code
Measurement Unit	Numeric
M1PD27	Q27. How accepting was your most recent supervisor of you as someone who is not completely heterosexual/straight?
Logic	if Q25=1, ask Q27

			Frequency	% of total	% of valid
Valid	1	Not at all accepting	2	0.08%	7.14%
	2	Somewhat accepting	3	0.11%	10.71%
	3	Moderately accepting	4	0.15%	14.29%
	4	Very accepting	5	0.19%	17.86%
	5	Completely accepting	14	0.54%	50%
		Total	28	1.07%	100%
Missing	97	Legitimate Skip	2586	98.93%	
		Total	2,586	98.93%	

Valid	Invalid	Minimum	Maximum
28	2586	1	5

 M1PD28 - PD28 HAVE PREV-COWORKER- M1

Type	Code
Measurement Unit	Numeric
M1PD28	Q28. Did you have coworkers in your most recent job?
Logic	if S3Q1=2 or Q10=3, ask Q28

			Frequency	% of total	% of valid
Valid	0	No	68	2.6%	13.71%
	1	Yes	428	16.37%	86.29%
		Total	496	18.97%	100%

Missing	.	Missing	3	0.11%
	97	Legitimate Skip	2115	80.91%
		Total	2,118	81.03%

Valid	Invalid	Minimum	Maximum
496	2118	0	1

 M1PD29 - PD29 APPEARANCE DESC/P-COWORKER- M1

Type	Code
Measurement Unit	Numeric
M1PD29	Q29. On average, how do you think most of your most recent coworkers would have described your appearance, style, dress, or mannerisms at work?
Logic	if Q28=1, ask Q29

			Frequency	% of total	% of valid
Valid	1	Very feminine	128	4.9%	30.05%
	2	Mostly feminine	112	4.28%	26.29%
	3	Somewhat feminine	40	1.53%	9.39%
	4	Equally feminine or masculine	35	1.34%	8.22%
	5	Somewhat masculine	16	0.61%	3.76%
	6	Mostly masculine	43	1.64%	10.09%
	7	Very masculine	52	1.99%	12.21%
		Total	426	16.3%	100%
Missing	.	Missing	2	0.08%	
	97	Legitimate Skip	2186	83.63%	
		Total	2,188	83.7%	

Valid	Invalid	Minimum	Maximum
426	2188	1	7

 M1PD30 - PD30 ACCEPT APPEARANCE/P-COWORKER- M1

Type	Code
Measurement Unit	Numeric
M1PD30	Q30. How accepting were most of your most recent coworkers of your [Q29 response] appearance, style, dress, or mannerisms?
Logic	if Q28=1 and Q29≠., ask Q30

			Frequency	% of total	% of valid
--	--	--	-----------	------------	------------

Valid	1	Not at all accepting	0	0%	0%
	2	Somewhat accepting	14	0.54%	3.33%
	3	Moderately accepting	24	0.92%	5.7%
	4	Very accepting	97	3.71%	23.04%
	5	Completely accepting	286	10.94%	67.93%
		Total	421	16.11%	100%
Missing	.	Missing	5	0.19%	
	97	Legitimate Skip	2188	83.7%	
		Total	2,193	83.89%	

Valid	Invalid	Minimum	Maximum
421	2193	2	5

 M1PD31 - PD31 KNOW NOT 100% HET/P-COWORKER- M1

Type	Code
Measurement Unit	Numeric
M1PD31	Q31. Did most of your most recent coworkers know you are not completely heterosexual/straight?
Logic	if Q28=1 and S5Q1≠1, ask Q31

			Frequency	% of total	% of valid
Valid	0	No	73	2.79%	49.66%
	1	Yes	33	1.26%	22.45%
	3	I don't know	41	1.57%	27.89%
		Total	147	5.62%	100%
Missing	.	Missing	1	0.04%	
	97	Legitimate Skip	2466	94.34%	
		Total	2,467	94.38%	

Valid	Invalid	Minimum	Maximum
147	2467	0	3


 M1PD32 - PD32 KNOW BISEXUAL/P-COWORKER- M1

Type	Code
Measurement Unit	Numeric
M1PD32	Q32. Did most of your most recent coworkers know that you are bisexual?
Logic	if S5Q1=3 and Q31=1, ask Q32

			Frequency	% of total	% of valid
--	--	--	-----------	------------	------------

Valid	0	No	1	0.04%	20%
	1	Yes	3	0.11%	60%
	3	I don't know	1	0.04%	20%
		Total	5	0.19%	100%
Missing	97	Legitimate Skip	2609	99.81%	
		Total	2,609	99.81%	

Valid	Invalid	Minimum	Maximum
5	2609	0	3

 M1PD33 - PD33 ACCEPT NOT 100% HET/P-COWORKER-M1

Type	Code
Measurement Unit	Numeric
M1PD33	Q33. How accepting were most of your most recent coworkers of you as someone who is not completely heterosexual/straight?
Logic	if Q31=1, ask Q33

			Frequency	% of total	% of valid
Valid	1	Not at all accepting	0	0%	0%
	2	Somewhat accepting	1	0.04%	3.03%
	3	Moderately accepting	3	0.11%	9.09%
	4	Very accepting	13	0.5%	39.39%
	5	Completely accepting	16	0.61%	48.48%
		Total	33	1.26%	100%
Missing	97	Legitimate Skip	2581	98.74%	
		Total	2,581	98.74%	

Valid	Invalid	Minimum	Maximum
33	2581	2	5

 M1EC01 - EC01 INCOME PERS EARNINGS LAST YR- M1

Type	Code
Measurement Unit	numeric
M1EC01	Q1. First, in the last calendar year, how much income did you receive from your own personal earnings from a job or jobs before taxes? Include wages or salaries, tips, bonuses, overtime pay, and income from self-employment.

			Frequency	% of total	% of valid
--	--	--	-----------	------------	------------

Valid	1	None	190	7.27%	7.34%
	2	\$1 to \$4,999	119	4.55%	4.6%
	3	\$5,000 to \$9,999	102	3.9%	3.94%
	4	\$10,000 to \$14,999	99	3.79%	3.83%
	5	\$15,000 to \$19,999	89	3.4%	3.44%
	6	\$20,000 to \$24,999	132	5.05%	5.1%
	7	\$25,000 to \$29,999	145	5.55%	5.6%
	8	\$30,000 to \$39,999	268	10.25%	10.36%
	9	\$40,000 to \$49,999	285	10.9%	11.01%
	10	\$50,000 to \$74,999	493	18.86%	19.05%
	11	\$75,000 to \$99,999	295	11.29%	11.4%
	12	\$100,000 to \$149,999	233	8.91%	9%
	13	\$150,000 to \$199,999	65	2.49%	2.51%
	14	\$200,000 or more	73	2.79%	2.82%
		Total	2,588	99.01%	100%
Missing	.	Missing	26	0.99%	
		Total	26	0.99%	

Valid	Invalid	Minimum	Maximum
2588	26	1	14

M1EC02 - EC02 WEEKS WORKED FOR PAY LAST YR- M1

Type	Numeric (Double)
M1EC02	Q2. In the last calendar year, how many weeks did you work for pay? Please include paid sick and vacation time. There are 52 weeks in a year.
Logic	if S3Q1≠3, ask Q2

			Frequency	% of total	% of valid
Missing	.	Missing	21	0.8%	
	997	Legitimate Skip	26	0.99%	
	998	Don't Know	267	10.21%	
		Total	314	12.01%	

Valid	Invalid	Minimum	Maximum	Mean	StdDev
2300	314	0	52	43.294782...	16.595855...

M1EC03 - EC03 MONTHS WORKED FOR PAY LAST YR- M1

Type	Numeric (Double)
M1EC03	Q3. How many months did you work for pay last year?
Logic	if Q2 = 998, ask Q3

			Frequency	% of total	% of valid
Missing	.	Missing	16	0.61%	
	997	Legitimate Skip	2347	89.79%	
		Total	2,363	90.4%	

Valid	Invalid	Minimum	Maximum	Mean	StdDev
251	2363	0	12	8.7928286...	3.9044728...

 M1EC04 - EC04 HOURS/WEEK WORKED LAST YR- M1

Type	Numeric (Double)
M1EC04	Q4. In the last calendar year, how many hours did you work for pay in a typical week?
Logic	if S3Q1≠3, ask Q4

			Frequency	% of total	% of valid
Missing	.	Missing	40	1.53%	
	9997	Legitimate Skip	26	0.99%	
		Total	66	2.52%	

Valid	Invalid	Minimum	Maximum	Mean	StdDev
2548	66	0	168	38.590659...	19.940056...

 M1EC05 - EC05 TOTAL HOUSEHOLD INC LAST YR- M1

Type	Code
Measurement Unit	numeric
M1EC05	Q5. Thinking of your family members living in your household in the last calendar year, what was your total family household income before taxes and deductions in the last calendar year? In addition to wages, include income from alimony, child support, public assistance or welfare payments, veteran's payment, unemployment or worker's compensation, Supplemental Security Income, Social Security, or retirement pensions.

			Frequency	% of total	% of valid
--	--	--	-----------	------------	------------

Valid	1	None	112	4.28%	4.36%
	2	less than \$10,000	99	3.79%	3.85%
	3	\$10,000 to \$14,999	51	1.95%	1.98%
	4	\$15,000 to \$19,999	65	2.49%	2.53%
	5	\$20,000 to \$24,999	62	2.37%	2.41%
	6	\$25,000 to \$29,999	87	3.33%	3.38%
	7	\$30,000 to \$39,999	156	5.97%	6.07%
	8	\$40,000 to \$49,999	192	7.35%	7.47%
	9	\$50,000 to \$74,999	395	15.11%	15.36%
	10	\$75,000 to \$99,999	398	15.23%	15.48%
	11	\$100,000 to \$149,999	475	18.17%	18.48%
	12	\$150,000 to \$199,999	225	8.61%	8.75%
	13	\$200,000 or more	254	9.72%	9.88%
	Total	2,571	98.36%	100%	
Missing	.	Missing	43	1.64%	
		Total	43	1.64%	

Valid	Invalid	Minimum	Maximum
2571	43	1	13

M1EC06 - EC06 TOTAL HOUSEHOLD DEBT-MORTGAGE- M1

Type	Code
Measurement Unit	numeric
M1EC06	Q6. How much do you [and your family members living in your household] owe for mortgage(s)?

	Frequency	% of total	% of valid
--	-----------	------------	------------

Valid	1	None, rent home	793	30.34%	30.67%
	2	None, paid off the mortgage(s)	196	7.5%	7.58%
	3	Less than \$10,000	46	1.76%	1.78%
	4	\$10,000 to \$24,999	57	2.18%	2.2%
	5	\$25,000 to \$49,999	91	3.48%	3.52%
	6	\$50,000 to \$99,999	236	9.03%	9.13%
	7	\$100,000 to \$149,999	256	9.79%	9.9%
	8	\$150,000 to \$199,999	198	7.57%	7.66%
	9	\$200,000 to \$249,999	167	6.39%	6.46%
	10	\$250,000 to \$299,999	102	3.9%	3.94%
	11	\$300,000 to \$349,999	88	3.37%	3.4%
	12	\$350,000 to \$399,999	48	1.84%	1.86%
	13	\$400,000 to \$449,999	45	1.72%	1.74%
	14	\$450,000 to \$499,999	24	0.92%	0.93%
	15	\$500,000 to \$599,999	42	1.61%	1.62%
	16	\$600,000 to \$699,999	24	0.92%	0.93%
	17	\$700,000 to \$799,999	14	0.54%	0.54%
	18	\$800,000 to \$899,999	12	0.46%	0.46%
	19	\$900,000 to \$999,999	3	0.11%	0.12%
	20	\$1,000,000 or more	16	0.61%	0.62%
	21	Not applicable	128	4.9%	4.95%
		Total	2,586	98.93%	100%
Missing	.	Missing	28	1.07%	
		Total	28	1.07%	

Valid	Invalid	Minimum	Maximum
2586	28	1	21

M1EC07 - EC07 TOTAL HOUSEHOLD DEBT-EDUC- M1	
Type	Code
Measurement Unit	numeric
M1EC07	Q7. How much do you [and family members living in your household] owe for education debt (such as student loans)?

	Frequency	% of total	% of valid
--	-----------	------------	------------

Valid	1	None, did not have student loans	856	32.75%	33.17%
	2	None, paid off all student loans	517	19.78%	20.03%
	3	Less than \$10,000	240	9.18%	9.3%
	4	\$10,000 to \$24,999	274	10.48%	10.62%
	5	\$25,000 to \$49,999	236	9.03%	9.14%
	6	\$50,000 to \$99,999	266	10.18%	10.31%
	7	\$100,000 to \$149,999	108	4.13%	4.18%
	8	\$150,000 to \$199,999	38	1.45%	1.47%
	9	\$200,000 to \$249,999	19	0.73%	0.74%
	10	\$250,000 to \$299,999	10	0.38%	0.39%
	11	\$300,000 to \$349,999	3	0.11%	0.12%
	12	\$350,000 to \$399,999	4	0.15%	0.15%
	13	\$400,000 to \$449,999	4	0.15%	0.15%
	14	\$450,000 to \$499,999	2	0.08%	0.08%
	15	\$500,000 to \$599,999	1	0.04%	0.04%
	16	\$600,000 to \$699,999	1	0.04%	0.04%
	17	\$700,000 to \$799,999	2	0.08%	0.08%
	18	\$800,000 to \$899,999	0	0%	0%
	19	\$900,000 to \$999,999	0	0%	0%
	20	\$1,000,000 or more	0	0%	0%
		Total	2,581	98.74%	100%
Missing	.	Missing	33	1.26%	
		Total	33	1.26%	

Valid	Invalid	Minimum	Maximum
2581	33	1	17

M1EC08 - EC08 TOTAL HOUSEHOLD DEBT-OTHER- M1	
Type	Code
Measurement Unit	numeric
M1EC08	Q8. How much do you [and family members living in your household] owe for all other debts, including other loans, credit card debts, medical or legal bills, etc.?

	Frequency	% of total	% of valid
--	-----------	------------	------------

Valid	1	None	433	16.56%	16.84%
	2	Less than \$10,000	750	28.69%	29.17%
	3	\$10,000 to \$24,999	603	23.07%	23.45%
	4	\$25,000 to \$49,999	409	15.65%	15.91%
	5	\$50,000 to \$99,999	251	9.6%	9.76%
	6	\$100,000 to \$149,999	42	1.61%	1.63%
	7	\$150,000 to \$199,999	28	1.07%	1.09%
	8	\$200,000 to \$249,999	14	0.54%	0.54%
	9	\$250,000 to \$299,999	9	0.34%	0.35%
	10	\$300,000 to \$349,999	8	0.31%	0.31%
	11	\$350,000 to \$399,999	5	0.19%	0.19%
	12	\$400,000 to \$449,999	2	0.08%	0.08%
	13	\$450,000 to \$499,999	0	0%	0%
	14	\$500,000 to \$599,999	6	0.23%	0.23%
	15	\$600,000 to \$699,999	2	0.08%	0.08%
	16	\$700,000 to \$799,999	3	0.11%	0.12%
	17	\$800,000 to \$899,999	1	0.04%	0.04%
	18	\$900,000 to \$999,999	1	0.04%	0.04%
	19	\$1,000,000 or more	4	0.15%	0.16%
		Total	2,571	98.36%	100%
Missing	.	Missing	43	1.64%	
		Total	43	1.64%	

Valid	Invalid	Minimum	Maximum
2571	43	1	19

M1EC09 - EC09 TOTAL VALUE OF HOME- M1	
Type	Code
Measurement Unit	numeric
M1EC09	Q9. What is the total value of your home(s) [and the home(s) of your family members living in your household]? Do not subtract what is owed for the home from your estimate.

	Frequency	% of total	% of valid
--	-----------	------------	------------

Valid	1	Do not own a home	880	33.66%	34.17%
	2	Less than \$10,000	38	1.45%	1.48%
	3	\$10,000 to \$24,999	34	1.3%	1.32%
	4	\$25,000 to \$49,999	56	2.14%	2.17%
	5	\$50,000 to \$99,999	139	5.32%	5.4%
	6	\$100,000 to \$149,999	210	8.03%	8.16%
	7	\$150,000 to \$199,999	182	6.96%	7.07%
	8	\$200,000 to \$249,999	167	6.39%	6.49%
	9	\$250,000 to \$299,999	135	5.16%	5.24%
	10	\$300,000 to \$349,999	145	5.55%	5.63%
	11	\$350,000 to \$399,999	103	3.94%	4%
	12	\$400,000 to \$449,999	83	3.18%	3.22%
	13	\$450,000 to \$499,999	50	1.91%	1.94%
	14	\$500,000 to \$599,999	102	3.9%	3.96%
	15	\$600,000 to \$699,999	66	2.52%	2.56%
	16	\$700,000 to \$799,999	42	1.61%	1.63%
	17	\$800,000 to \$899,999	41	1.57%	1.59%
	18	\$900,000 to \$999,999	15	0.57%	0.58%
	19	\$1,000,000 or more	87	3.33%	3.38%
		Total	2,575	98.51%	100%
Missing	.	Missing	39	1.49%	
		Total	39	1.49%	

Valid	Invalid	Minimum	Maximum
2575	39	1	19

M1EC10 - EC10 TOTAL VALUE RETIREMENT/ASSETS- M1	
Type	Code
Measurement Unit	numeric
M1EC10	Q10. What is the total value of your retirement accounts (such as a 401(k), 403(b)) and other assets (such as other stocks, bonds, property other than a home) [of your family members living in your household]?

	Frequency	% of total	% of valid
--	-----------	------------	------------

Valid	1	No retirement accounts or other assets	668	25.55%	26.21%
	2	Less than \$5,000	194	7.42%	7.61%
	3	\$5,000 to \$9,999	158	6.04%	6.2%
	4	\$10,000 to \$24,999	229	8.76%	8.98%
	5	\$25,000 to \$49,999	232	8.88%	9.1%
	6	\$50,000 to \$99,999	311	11.9%	12.2%
	7	\$100,000 to \$149,999	204	7.8%	8%
	8	\$150,000 to \$199,999	102	3.9%	4%
	9	\$200,000 to \$249,999	83	3.18%	3.26%
	10	\$250,000 to \$299,999	65	2.49%	2.55%
	11	\$300,000 to \$349,999	62	2.37%	2.43%
	12	\$350,000 to \$399,999	31	1.19%	1.22%
	13	\$400,000 to \$449,999	22	0.84%	0.86%
	14	\$450,000 to \$499,999	23	0.88%	0.9%
	15	\$500,000 to \$599,999	49	1.87%	1.92%
	16	\$600,000 to \$699,999	18	0.69%	0.71%
	17	\$700,000 to \$799,999	15	0.57%	0.59%
	18	\$800,000 to \$899,999	11	0.42%	0.43%
	19	\$900,000 to \$999,999	8	0.31%	0.31%
		20	\$1,000,000 or more	64	2.45%
		Total	2,549	97.51%	100%
Missing	.	Missing	65	2.49%	
		Total	65	2.49%	

Valid	Invalid	Minimum	Maximum
2549	65	1	20

M1EC11 - EC11 TOTAL VALUE OF BANK ACCOUNT- M1	
Type	Code
Measurement Unit	numeric
M1EC11	Q11. What is the total value of your bank accounts (such as checking and savings accounts) [and the bank accounts of your family members living in your household]?

	Frequency	% of total	% of valid
--	-----------	------------	------------

Valid	1	None	216	8.26%	8.43%
	2	Less than \$5,000	1034	39.56%	40.37%
	3	\$5,000 to \$9,999	388	14.84%	15.15%
	4	\$10,000 to \$24,999	366	14%	14.29%
	5	\$25,000 to \$49,999	227	8.68%	8.86%
	6	\$50,000 to \$99,999	157	6.01%	6.13%
	7	\$100,000 to \$149,999	72	2.75%	2.81%
	8	\$150,000 to \$199,999	27	1.03%	1.05%
	9	\$200,000 to \$249,999	22	0.84%	0.86%
	10	\$250,000 to \$299,999	12	0.46%	0.47%
	11	\$300,000 to \$349,999	12	0.46%	0.47%
	12	\$350,000 to \$399,999	5	0.19%	0.2%
	13	\$400,000 to \$449,999	4	0.15%	0.16%
	14	\$450,000 to \$499,999	5	0.19%	0.2%
	15	\$500,000 to \$599,999	5	0.19%	0.2%
	16	\$600,000 to \$699,999	0	0%	0%
	17	\$700,000 to \$799,999	1	0.04%	0.04%
	18	\$800,000 to \$899,999	0	0%	0%
	19	\$900,000 to \$999,999	0	0%	0%
	20	\$1,000,000 or more	8	0.31%	0.31%
		Total	2,561	97.97%	100%
Missing	.	Missing	53	2.03%	
		Total	53	2.03%	

Valid	Invalid	Minimum	Maximum
2561	53	1	20

M1EC12 - EC12 PAST 12 MO MEDICAL EXPENSES- M1

Type	Code
Measurement Unit	numeric
M1EC12	Q12. In the past 12 months, about how much did you [and family members living in your household] spend out of pocket for health care including dental care? Do not count health insurance premiums, over the counter drugs, or costs that you will be reimbursed for.

	Frequency	% of total	% of valid
--	-----------	------------	------------

Valid	1	Zero	429	16.41%	16.67%
	2	Less than \$500	768	29.38%	29.85%
	3	\$500 - \$1,999	693	26.51%	26.93%
	4	\$2,000 - \$2,999	286	10.94%	11.12%
	5	\$3,000 - \$4,999	190	7.27%	7.38%
	6	\$5,000 - \$9,999	149	5.7%	5.79%
	7	\$10,000 - \$14,999	32	1.22%	1.24%
	8	\$15,000 or more	26	0.99%	1.01%
		Total	2,573	98.43%	100%
Missing	.	Missing	41	1.57%	
		Total	41	1.57%	

Valid	Invalid	Minimum	Maximum
2573	41	1	8

M1IG01 - IG01 PARENT FN SUPPORT EDUC- M1

Type	Code
Measurement Unit	numeric
M1IG01	Q1. In this section, we refer to your parental figures as parents. Did you receive any financial support such as money, personal loans or gifts from your parents for your education beyond high school including tuition, fees, and living expenses? Please include costs for college, technical school or other training. Later we will ask about student loans.

			Frequency	% of total	% of valid
Valid	0	No	1580	60.44%	61.15%
	1	Yes	1004	38.41%	38.85%
		Total	2,584	98.85%	100%
Missing	.	Missing	30	1.15%	
		Total	30	1.15%	

Valid	Invalid	Minimum	Maximum
2584	30	0	1

M1IG02 - IG02 TOTAL PARENT FN SUPPORT EDUC- M1

Type	Code
Measurement Unit	numeric
M1IG02	Q2. In total, about how much was that since you turned 18?
Logic	if Q1=1, ask Q2

			Frequency	% of total	% of valid
--	--	--	-----------	------------	------------

Valid	1	<\$1,000	53	2.03%	5.32%
	2	\$1,000-4,999	184	7.04%	18.46%
	3	\$5,000-9,999	179	6.85%	17.95%
	4	\$10,000-24,999	252	9.64%	25.28%
	5	\$25,000-49,999	168	6.43%	16.85%
	6	\$50,000+	161	6.16%	16.15%
		Total	997	38.14%	100%
Missing	.	Missing	7	0.27%	
	97	Legitimate Skip	1610	61.59%	
		Total	1,617	61.86%	

Valid	Invalid	Minimum	Maximum
997	1617	1	6

 M1IG03 - IG03 PARENT GET/COSIGN LOAN EDUC- M1

Type	Code
Measurement Unit	numeric
M1IG03	Q3. Have your parents ever taken out or cosigned a loan from a bank or lending institution for your education beyond high school including tuition, fees, and living expenses? Please include loans for college, technical school or other trainings.

			Frequency	% of total	% of valid
Valid	0	No	2110	80.72%	81.91%
	1	Yes	466	17.83%	18.09%
		Total	2,576	98.55%	100%
Missing	.	Missing	38	1.45%	
		Total	38	1.45%	

Valid	Invalid	Minimum	Maximum
2576	38	0	1


 M1IG04 - IG04 TOTAL PARENT LOAN EDUC- M1

Type	Code
Measurement Unit	numeric
M1IG04	Q4. In total, about how much was that since you turned 18?
Logic	if Q3=1, ask Q4

			Frequency	% of total	% of valid
--	--	--	-----------	------------	------------

Valid	1	<\$1,000	5	0.19%	1.08%
	2	\$1,000-4,999	66	2.52%	14.22%
	3	\$5,000-9,999	98	3.75%	21.12%
	4	\$10,000-24,999	160	6.12%	34.48%
	5	\$25,000-49,999	87	3.33%	18.75%
	6	\$50,000+	48	1.84%	10.34%
		Total	464	17.75%	100%
Missing	.	Missing	2	0.08%	
	97	Legitimate Skip	2148	82.17%	
		Total	2,150	82.25%	

Valid	Invalid	Minimum	Maximum
464	2150	1	6

 M1IG05 - IG05 PR-FREE/LOW RENT 3 MO LONGER- M1

Type	Code
Measurement Unit	numeric
M1IG05	Q5. Since the age of 18, has someone let you or [HOUSEHOLD PARTNER] live with them for longer than 3 months for free or low rent to help you or [HOUSEHOLD PARTNER]?
Logic	if any S7Q4=1, 2 or S7Q3a=1, ask Q5

			Frequency	% of total	% of valid
Valid	0	No	1005	38.45%	60.07%
	1	Yes	668	25.55%	39.93%
		Total	1,673	64%	100%
Missing	.	Missing	40	1.53%	
	97	Legitimate Skip	901	34.47%	
		Total	941	36%	

Valid	Invalid	Minimum	Maximum
1673	941	0	1

 M1IG06A - IG06A PR-FREE/LOW RENT-MY PARENT- M1

Type	Code
Measurement Unit	numeric
M1IG06A	Q6. Who gave you or [HOUSEHOLD PARTNER] this support? Select all that apply. Q6a. My parents
Logic	if Q5=1, ask Q6

			Frequency	% of total	% of valid
Valid	0	Not Marked	262	10.02%	39.28%
	1	Marked	405	15.49%	60.72%
		Total	667	25.52%	100%
Missing	.	Missing	1	0.04%	
	97	Legitimate Skip	1946	74.45%	
		Total	1,947	74.48%	

Valid	Invalid	Minimum	Maximum
667	1947	0	1

 M1IG06B - IG06B PR-FREE/LOW RENT-PTNER PARENT- M1

Type	Code
Measurement Unit	numeric
M1IG06B	Q6. Who gave you or [HOUSEHOLD PARTNER] this support? Select all that apply. Q6b. [HOUSEHOLD PARTNER]'s parents
Logic	if Q5=1, ask Q6

			Frequency	% of total	% of valid
Valid	0	Not Marked	378	14.46%	56.67%
	1	Marked	289	11.06%	43.33%
		Total	667	25.52%	100%
Missing	.	Missing	1	0.04%	
	97	Legitimate Skip	1946	74.45%	
		Total	1,947	74.48%	

Valid	Invalid	Minimum	Maximum
667	1947	0	1

 M1IG06C - IG06C PR-FREE/LOW RENT-RELATIVES- M1

Type	Code
Measurement Unit	numeric
M1IG06C	Q6. Who gave you or [HOUSEHOLD PARTNER] this support? Select all that apply. Q6c. Relatives
Logic	if Q5=1, ask Q6

			Frequency	% of total	% of valid
--	--	--	-----------	------------	------------

Valid	0	Not Marked	527	20.16%	79.01%
	1	Marked	140	5.36%	20.99%
		Total	667	25.52%	100%
Missing	.	Missing	1	0.04%	
	97	Legitimate Skip	1946	74.45%	
		Total	1,947	74.48%	

Valid	Invalid	Minimum	Maximum
667	1947	0	1

 M1IG06D - IG06D PR-FREE/LOW RENT-FRIENDS- M1

Type	Code
Measurement Unit	numeric
M1IG06D	Q6. Who gave you or [HOUSEHOLD PARTNER] this support? Select all that apply. Q6d. Friends
Logic	if Q5=1, ask Q6

			Frequency	% of total	% of valid
Valid	0	Not Marked	579	22.15%	86.81%
	1	Marked	88	3.37%	13.19%
		Total	667	25.52%	100%
Missing	.	Missing	1	0.04%	
	97	Legitimate Skip	1946	74.45%	
		Total	1,947	74.48%	

Valid	Invalid	Minimum	Maximum
667	1947	0	1

 M1IG06E - IG06E PR-FREE/LOW RENT-OTHERS- M1

Type	Code
Measurement Unit	numeric
M1IG06E	Q6. Who gave you or [HOUSEHOLD PARTNER] this support? Select all that apply. Q6e. Others
Logic	if Q5=1, ask Q6

			Frequency	% of total	% of valid
Valid	0	Not Marked	657	25.13%	98.5%
	1	Marked	10	0.38%	1.5%

		Total	667	25.52%	100%
Missing	.	Missing	1	0.04%	
	97	Legitimate Skip	1946	74.45%	
		Total	1,947	74.48%	

Valid	Invalid	Minimum	Maximum
667	1947	0	1

M1IG07 - IG07 PR-FN SUPPORT BUYING HOME- M1

Type	Code
Measurement Unit	numeric
M1IG07	Q7. Have you or [HOUSEHOLD PARTNER] ever received any financial support such as money, personal loans or gifts for buying a home, including a down payment?
Logic	if any S7Q4=1, 2 or S7Q3a=1, ask Q7

			Frequency	% of total	% of valid
Valid	0	No	1191	45.56%	70.56%
	1	Yes	497	19.01%	29.44%
		Total	1,688	64.58%	100%
Missing	.	Missing	25	0.96%	
	97	Legitimate Skip	901	34.47%	
		Total	926	35.42%	

Valid	Invalid	Minimum	Maximum
1688	926	0	1

M1IG08A - IG08A PR-FN SPT BUY HOME-MY PARENT- M1

Type	Code
Measurement Unit	numeric
M1IG08A	Q8. Who gave you or [HOUSEHOLD PARTNER] this support? Select all that apply. Q8a. My parents
Logic	if Q7=1, ask Q8

			Frequency	% of total	% of valid
Valid	0	Not Marked	209	8%	42.05%
	1	Marked	288	11.02%	57.95%
		Total	497	19.01%	100%
Missing	97	Legitimate Skip	2117	80.99%	

	Total	2,117	80.99%
--	-------	-------	--------

Valid	Invalid	Minimum	Maximum
497	2117	0	1

 M1IG08B - IG08B PR-FN SPT BUY HOME-PTNER PARENT-M1

Type	Code
Measurement Unit	numeric
M1IG08B	Q8. Who gave you or [HOUSEHOLD PARTNER] this support? Select all that apply. Q8b. [HOUSEHOLD PARTNER]'s parents
Logic	if Q7=1, ask Q8

			Frequency	% of total	% of valid
Valid	0	Not Marked	251	9.6%	50.5%
	1	Marked	246	9.41%	49.5%
		Total	497	19.01%	100%
Missing	97	Legitimate Skip	2117	80.99%	
		Total	2,117	80.99%	

Valid	Invalid	Minimum	Maximum
497	2117	0	1

 M1IG08C - IG08C PR-FN SPT BUY HOME-RELATIVES- M1

Type	Code
Measurement Unit	numeric
M1IG08C	Q8. Who gave you or [HOUSEHOLD PARTNER] this support? Select all that apply. Q8c. Relatives
Logic	if Q7=1, ask Q8

			Frequency	% of total	% of valid
Valid	0	Not Marked	414	15.84%	83.3%
	1	Marked	83	3.18%	16.7%
		Total	497	19.01%	100%
Missing	97	Legitimate Skip	2117	80.99%	
		Total	2,117	80.99%	

Valid	Invalid	Minimum	Maximum
497	2117	0	1

 M1IG08D - IG08D PR-FN SPT BUY HOME-FRIENDS- M1

Type	Code
Measurement Unit	numeric
M1IG08D	Q8. Who gave you or [HOUSEHOLD PARTNER] this support? Select all that apply. Q8d. Friends
Logic	if Q7=1, ask Q8

			Frequency	% of total	% of valid
Valid	0	Not Marked	481	18.4%	96.78%
	1	Marked	16	0.61%	3.22%
		Total	497	19.01%	100%
Missing	97	Legitimate Skip	2117	80.99%	
		Total	2,117	80.99%	

Valid	Invalid	Minimum	Maximum
497	2117	0	1

 M1IG08E - IG08E PR-FN SPT BUY HOME-OTHERS- M1

Type	Code
Measurement Unit	numeric
M1IG08E	Q8. Who gave you or [HOUSEHOLD PARTNER] this support? Select all that apply. Q8e. Others
Logic	if Q7=1, ask Q8

			Frequency	% of total	% of valid
Valid	0	Not Marked	476	18.21%	95.77%
	1	Marked	21	0.8%	4.23%
		Total	497	19.01%	100%
Missing	97	Legitimate Skip	2117	80.99%	
		Total	2,117	80.99%	

Valid	Invalid	Minimum	Maximum
497	2117	0	1

 M1IG09 - IG09 PR-TOTAL FN SUPPORT BUYING HOME- M1

Type	Code
------	------

Measurement Unit	numeric
M1IG09	Q9. Have you or [HOUSEHOLD PARTNER] ever received any financial support such as money, personal loans or gifts for buying a home, including a down payment? In total, about how much was the support?
Logic	if Q7=1, ask Q9

			Frequency	% of total	% of valid
Valid	1	<\$1,000	19	0.73%	3.84%
	2	\$1,000-4,999	103	3.94%	20.81%
	3	\$5,000-9,999	87	3.33%	17.58%
	4	\$10,000-24,999	120	4.59%	24.24%
	5	\$25,000-49,999	68	2.6%	13.74%
	6	\$50,000+	98	3.75%	19.8%
		Total	495	18.94%	100%
Missing	.	Missing	2	0.08%	
	97	Legitimate Skip	2117	80.99%	
		Total	2,119	81.06%	

Valid	Invalid	Minimum	Maximum
495	2119	1	6

M1IG10 - IG10 PR-RECEIVE HOME LOAN- M1

Type	Code		
Measurement Unit	numeric		
M1IG10	Q10. Has someone ever taken out or cosigned a loan from a bank or lending institution for you or [HOUSEHOLD PARTNER] for buying a home, including a down payment?		
Logic	if any S7Q4=1, 2 or S7Q3a=1, ask Q10		

			Frequency	% of total	% of valid
Valid	0	No	1582	60.52%	93.94%
	1	Yes	102	3.9%	6.06%
		Total	1,684	64.42%	100%
Missing	.	Missing	29	1.11%	
	97	Legitimate Skip	901	34.47%	
		Total	930	35.58%	

Valid	Invalid	Minimum	Maximum
1684	930	0	1

M1IG11A - IG11A PR-HOME LOAN-MY PARENT-M1

Type	Code
Measurement Unit	numeric
M1IG11A	Q11. Who gave you or [HOUSEHOLD PARTNER] this support? Select all that apply. Q11a. My parents
Logic	if Q10=1, ask Q11

			Frequency	% of total	% of valid
Valid	0	Not Marked	51	1.95%	50%
	1	Marked	51	1.95%	50%
	Total		102	3.9%	100%
Missing	97	Legitimate Skip	2512	96.1%	
		Total	2,512	96.1%	

Valid	Invalid	Minimum	Maximum
102	2512	0	1

M1IG11B - IG11B PR-HOME LOAN-PTNER's PARENT-M1

Type	Code
Measurement Unit	numeric
M1IG11B	Q11. Who gave you or [HOUSEHOLD PARTNER] this support? Select all that apply. Q11b. [HOUSEHOLD PARTNER]'s parents
Logic	if Q10=1, ask Q11

			Frequency	% of total	% of valid
Valid	0	Not Marked	63	2.41%	61.76%
	1	Marked	39	1.49%	38.24%
	Total		102	3.9%	100%
Missing	97	Legitimate Skip	2512	96.1%	
		Total	2,512	96.1%	

Valid	Invalid	Minimum	Maximum
102	2512	0	1

M1IG11C - IG11C PR-HOME LOAN-RELATIVES-M1

Type	Code
Measurement Unit	numeric

M1IG11C	Q11. Who gave you or [HOUSEHOLD PARTNER] this support? Select all that apply. Q11c. Relatives
Logic	if Q10=1, ask Q11

			Frequency	% of total	% of valid
Valid	0	Not Marked	96	3.67%	94.12%
	1	Marked	6	0.23%	5.88%
		Total	102	3.9%	100%
Missing	97	Legitimate Skip	2512	96.1%	
		Total	2,512	96.1%	

Valid	Invalid	Minimum	Maximum
102	2512	0	1

M1IG11D - IG11D PR-HOME LOAN-FRIENDS-M1

Type	Code
Measurement Unit	numeric
M1IG11D	Q11. Who gave you or [HOUSEHOLD PARTNER] this support? Select all that apply. Q11d. Friends
Logic	if Q10=1, ask Q11

			Frequency	% of total	% of valid
Valid	0	Not Marked	101	3.86%	99.02%
	1	Marked	1	0.04%	0.98%
		Total	102	3.9%	100%
Missing	97	Legitimate Skip	2512	96.1%	
		Total	2,512	96.1%	

Valid	Invalid	Minimum	Maximum
102	2512	0	1

M1IG11E - IG11E PR-HOME LOAN-OTHER-M1

Type	Code
Measurement Unit	numeric
M1IG11E	Q11. Who gave you or [HOUSEHOLD PARTNER] this support? Select all that apply. Q11e. Others
Logic	if Q10=1, ask Q11

			Frequency	% of total	% of valid
Valid	0	Not Marked	94	3.6%	92.16%
	1	Marked	8	0.31%	7.84%
		Total	102	3.9%	100%
Missing	97	Legitimate Skip	2512	96.1%	
			Total	2,512	96.1%

Valid	Invalid	Minimum	Maximum
102	2512	0	1

M1IG12 - IG12 PR-TOTAL RECEIVE HOME LOAN-M1

Type	Code
Measurement Unit	numeric
M1IG12	Q12. Has someone ever taken out or cosigned a loan from a bank or lending institution for you or [HOUSEHOLD PARTNER] for buying a home, including a down payment? In total, about how much was the loan(s)?
Logic	if Q10=1, ask Q12

			Frequency	% of total	% of valid
Valid	1	<\$1,000	6	0.23%	5.88%
	2	\$1,000-4,999	7	0.27%	6.86%
	3	\$5,000-9,999	9	0.34%	8.82%
	4	\$10,000-24,999	17	0.65%	16.67%
	5	\$25,000-49,999	13	0.5%	12.75%
	6	\$50,000+	50	1.91%	49.02%
		Total	102	3.9%	100%
Missing	97	Legitimate Skip	2512	96.1%	
			Total	2,512	96.1%

Valid	Invalid	Minimum	Maximum
102	2512	1	6

M1IG13 - IG13 PR-MONEY/GIFT BIG EXPENSE- M1

Type	Code
Measurement Unit	numeric
M1IG13	Q13. Has someone ever given you or [HOUSEHOLD PARTNER] money, personal loans or gifts to help with any of these other major expenses: a car, a wedding, help starting a business, adoption or fertility costs, other medical expenses, substantial help with living expenses, or other significant financial support?

Logic	if any S7Q4=1, 2 or S7Q3a=1, ask Q13
-------	--------------------------------------

			Frequency	% of total	% of valid
Valid	0	No	898	34.35%	53.17%
	1	Yes	791	30.26%	46.83%
		Total	1,689	64.61%	100%
Missing	.	Missing	24	0.92%	
	97	Legitimate Skip	901	34.47%	
		Total	925	35.39%	

Valid	Invalid	Minimum	Maximum
1689	925	0	1

Type	Code
Measurement Unit	numeric
M1IG14A	Q14. Was the money for: Q14a. Car
Logic	if Q13=1, ask Q14

			Frequency	% of total	% of valid
Valid	0	No	386	14.77%	53.17%
	1	Yes	340	13.01%	46.83%
		Total	726	27.77%	100%
Missing	.	Missing	65	2.49%	
	97	Legitimate Skip	1823	69.74%	
		Total	1,888	72.23%	

Valid	Invalid	Minimum	Maximum
726	1888	0	1

Type	Code
Measurement Unit	numeric
M1IG14B	Q14. Was the money for: Q14b. Wedding
Logic	if Q13=1, ask Q14

			Frequency	% of total	% of valid
Valid	0	No	249	9.53%	34.16%
	1	Yes	480	18.36%	65.84%

		Total	729	27.89%	100%
Missing	.	Missing	62	2.37%	
	97	Legitimate Skip	1823	69.74%	
		Total	1,885	72.11%	

Valid	Invalid	Minimum	Maximum
729	1885	0	1

 M1IG14C - IG14C PR-MONEY/GIFT-BUSINESS- M1

Type	Code
Measurement Unit	numeric
M1IG14C	Q14. Was the money for: Q14c. Starting a business
Logic	if Q13=1, ask Q14

			Frequency	% of total	% of valid
Valid	0	No	601	22.99%	88.91%
	1	Yes	75	2.87%	11.09%
		Total	676	25.86%	100%
Missing	.	Missing	115	4.4%	
	97	Legitimate Skip	1823	69.74%	
		Total	1,938	74.14%	

Valid	Invalid	Minimum	Maximum
676	1938	0	1

 M1IG14D - IG14D PR-MONEY/GIFT-FAMILY- M1

Type	Code
Measurement Unit	numeric
M1IG14D	Q14. Was the money for: Q14d. Start or add to your family (adoption, fertility costs)
Logic	if Q13=1, ask Q14

			Frequency	% of total	% of valid
Valid	0	No	635	24.29%	95.35%
	1	Yes	31	1.19%	4.65%
		Total	666	25.48%	100%
Missing	.	Missing	125	4.78%	
	97	Legitimate Skip	1823	69.74%	
		Total	1,948	74.52%	

Valid	Invalid	Minimum	Maximum
666	1948	0	1

 M1IG14E - IG14E PR-MONEY/GIFT-MEDICAL- M1

Type	Code
Measurement Unit	numeric
M1IG14E	Q14. Was the money for: Q14e. Medical expenses (other than fertility expenses)
Logic	if Q13=1, ask Q14

			Frequency	% of total	% of valid
Valid	0	No	559	21.38%	83.18%
	1	Yes	113	4.32%	16.82%
Total			672	25.71%	100%
Missing	.	Missing	119	4.55%	
	97	Legitimate Skip	1823	69.74%	
	Total		1,942	74.29%	

Valid	Invalid	Minimum	Maximum
672	1942	0	1

 M1IG14F - IG14F PR-MONEY/GIFT-LIVING- M1

Type	Code
Measurement Unit	numeric
M1IG14F	Q14. Was the money for: Q14f. Living expenses
Logic	if Q13=1, ask Q14

			Frequency	% of total	% of valid
Valid	0	No	397	15.19%	56.31%
	1	Yes	308	11.78%	43.69%
Total			705	26.97%	100%
Missing	.	Missing	86	3.29%	
	97	Legitimate Skip	1823	69.74%	
	Total		1,909	73.03%	

Valid	Invalid	Minimum	Maximum
705	1909	0	1

 M1IG14G - IG14G PR-MONEY/GIFT-OTHER- M1

Type	Code
Measurement Unit	numeric
M1IG14G	Q14. Was the money for: Q14g. Other
Logic	if Q13=1, ask Q14

			Frequency	% of total	% of valid
Valid	0	No	461	17.64%	68.5%
	1	Yes	212	8.11%	31.5%
		Total	673	25.75%	100%
Missing	.	Missing	118	4.51%	
	97	Legitimate Skip	1823	69.74%	
		Total	1,941	74.25%	

Valid	Invalid	Minimum	Maximum
673	1941	0	1

M1IG15A - IG15A PR-MONEY/GIFT-MY PARENT- M1

Type	Code
Measurement Unit	numeric
M1IG15A	Q15. Who gave you or [HOUSEHOLD PARTNER] this support? Select all that apply. Q15a. My parents
Logic	if Q13=1, ask Q15

			Frequency	% of total	% of valid
Valid	0	Not Marked	198	7.57%	25.06%
	1	Marked	592	22.65%	74.94%
		Total	790	30.22%	100%
Missing	.	Missing	1	0.04%	
	97	Legitimate Skip	1823	69.74%	
		Total	1,824	69.78%	

Valid	Invalid	Minimum	Maximum
790	1824	0	1

M1IG15B - IG15B PR-MONEY/GIFT-PTNER'S PARENT- M1

Type	Code
Measurement Unit	numeric

M1IG15B	Q15. Who gave you or [HOUSEHOLD PARTNER] this support? Select all that apply. Q15b. [HOUSEHOLD PARTNER]'s parents
Logic	if Q13=1, ask Q15

			Frequency	% of total	% of valid
Valid	0	Not Marked	347	13.27%	43.92%
	1	Marked	443	16.95%	56.08%
	Total		790	30.22%	100%
Missing	.	Missing	1	0.04%	
	97	Legitimate Skip	1823	69.74%	
	Total		1,824	69.78%	

Valid	Invalid	Minimum	Maximum
790	1824	0	1

 M1IG15C - IG15C PR-MONEY/GIFT-RELATIVES- M1

Type	Code
Measurement Unit	numeric
M1IG15C	Q15. Who gave you or [HOUSEHOLD PARTNER] this support? Select all that apply. Q15c. Relatives
Logic	if Q13=1, ask Q15

			Frequency	% of total	% of valid
Valid	0	Not Marked	655	25.06%	82.91%
	1	Marked	135	5.16%	17.09%
	Total		790	30.22%	100%
Missing	.	Missing	1	0.04%	
	97	Legitimate Skip	1823	69.74%	
	Total		1,824	69.78%	

Valid	Invalid	Minimum	Maximum
790	1824	0	1

 M1IG15D - IG15D PR-MONEY/GIFT-FRIENDS- M1

Type	Code
Measurement Unit	numeric

M1IG15D	Q15. Who gave you or [HOUSEHOLD PARTNER] this support? Select all that apply. Q15d. Friends
Logic	if Q13=1, ask Q15

			Frequency	% of total	% of valid
Valid	0	Not Marked	734	28.08%	92.91%
	1	Marked	56	2.14%	7.09%
		Total	790	30.22%	100%
Missing	.	Missing	1	0.04%	
	97	Legitimate Skip	1823	69.74%	
		Total	1,824	69.78%	

Valid	Invalid	Minimum	Maximum
790	1824	0	1

 M1IG15E - IG15E PR-MONEY/GIFT-OTHERS- M1

Type	Code
Measurement Unit	numeric
M1IG15E	Q15. Who gave you or [HOUSEHOLD PARTNER] this support? Select all that apply. Q15e. Others
Logic	if Q13=1, ask Q15

			Frequency	% of total	% of valid
Valid	0	Not Marked	768	29.38%	97.22%
	1	Marked	22	0.84%	2.78%
		Total	790	30.22%	100%
Missing	.	Missing	1	0.04%	
	97	Legitimate Skip	1823	69.74%	
		Total	1,824	69.78%	

Valid	Invalid	Minimum	Maximum
790	1824	0	1

 M1IG16 - IG16 PR-TOTAL MONEY/GIFT BIG EXPENSE- M1

Type	Code
Measurement Unit	numeric
M1IG16	Q16. In total, about how much was the personal loan(s) or monetary gift(s)?
Logic	if Q13=1, ask Q16

			Frequency	% of total	% of valid
Valid	1	<\$1,000	75	2.87%	9.58%
	2	\$1,000-4,999	213	8.15%	27.2%
	3	\$5,000-9,999	166	6.35%	21.2%
	4	\$10,000-24,999	186	7.12%	23.75%
	5	\$25,000-49,999	82	3.14%	10.47%
	6	\$50,000+	61	2.33%	7.79%
		Total	783	29.95%	100%
Missing	.	Missing	8	0.31%	
	97	Legitimate Skip	1823	69.74%	
		Total	1,831	70.05%	

Valid	Invalid	Minimum	Maximum
783	1831	1	6

 M1IG17 - IG17 PR-RECEIVE LOAN BIG EXPENSE-M1

Type	Code
Measurement Unit	numeric
M1IG17	Q17. Has someone ever taken out or cosigned a loan from a bank or lending institution for you or [HOUSEHOLD PARTNER] to help with these other major expenses: a car, a wedding, help starting a business, adoption or fertility costs, medical expenses, substantial help with living expenses, or other significant financial support?
Logic	if any S7Q4=1, 2 or S7Q3a=1, ask Q17

			Frequency	% of total	% of valid
Valid	0	No	1505	57.57%	89.26%
	1	Yes	181	6.92%	10.74%
		Total	1,686	64.5%	100%
Missing	.	Missing	27	1.03%	
	97	Legitimate Skip	901	34.47%	
		Total	928	35.5%	

Valid	Invalid	Minimum	Maximum
1686	928	0	1

 M1IG18A - IG18A PR-LOAN-CAR- M1

Type	Code
Measurement Unit	numeric

M1IG18A	Q18. Was the money for: Select all that apply. Q18a. Car
Logic	if Q17=1, ask Q18

			Frequency	% of total	% of valid
Valid	0	No	31	1.19%	17.32%
	1	Yes	148	5.66%	82.68%
	Total		179	6.85%	100%
Missing	.	Missing	2	0.08%	
	97	Legitimate Skip	2433	93.08%	
	Total		2,435	93.15%	

Valid	Invalid	Minimum	Maximum
179	2435	0	1

 M1IG18B - IG18B PR-LOAN-WEDDING- M1

Type	Code
Measurement Unit	numeric
M1IG18B	Q18. Was the money for: Select all that apply. Q18b. Wedding
Logic	if Q17=1, ask Q18

			Frequency	% of total	% of valid
Valid	0	No	135	5.16%	87.66%
	1	Yes	19	0.73%	12.34%
	Total		154	5.89%	100%
Missing	.	Missing	27	1.03%	
	97	Legitimate Skip	2433	93.08%	
	Total		2,460	94.11%	

Valid	Invalid	Minimum	Maximum
154	2460	0	1

 M1IG18C - IG18C PR-LOAN-BUSINESS- M1

Type	Code
Measurement Unit	numeric
M1IG18C	Q18. Was the money for: Select all that apply. Q18c. Starting a business
Logic	if Q17=1, ask Q18

			Frequency	% of total	% of valid
Valid	0	No	142	5.43%	92.21%
	1	Yes	12	0.46%	7.79%
		Total	154	5.89%	100%
Missing	.	Missing	27	1.03%	
	97	Legitimate Skip	2433	93.08%	
		Total	2,460	94.11%	

Valid	Invalid	Minimum	Maximum
154	2460	0	1

 M1IG18D - IG18D PR-LOAN-FAMILY- M1

Type	Code
Measurement Unit	numeric
M1IG18D	Q18. Was the money for: Select all that apply. Q18d. Start or add to your family (adoption, fertility costs)
Logic	if Q17=1, ask Q18

			Frequency	% of total	% of valid
Valid	0	No	152	5.81%	98.06%
	1	Yes	3	0.11%	1.94%
		Total	155	5.93%	100%
Missing	.	Missing	26	0.99%	
	97	Legitimate Skip	2433	93.08%	
		Total	2,459	94.07%	

Valid	Invalid	Minimum	Maximum
155	2459	0	1

 M1IG18E - IG18E PR-LOAN-MEDICAL- M1

Type	Code
Measurement Unit	numeric
M1IG18E	Q18. Was the money for: Select all that apply. Q18e. Medical expenses (other than fertility expenses)
Logic	if Q17=1, ask Q18

			Frequency	% of total	% of valid
Valid	0	No	148	5.66%	96.1%
	1	Yes	6	0.23%	3.9%
		Total	154	5.89%	100%

Missing	.	Missing	27	1.03%	
	97	Legitimate Skip	2433	93.08%	
		Total	2,460	94.11%	

Valid	Invalid	Minimum	Maximum
154	2460	0	1

 M1IG18F - IG18F PR-LOAN-LIVING- M1

Type	Code
Measurement Unit	numeric
M1IG18F	Q18. Was the money for: Select all that apply. Q18f. Living expenses
Logic	if Q17=1, ask Q18

			Frequency	% of total	% of valid
Valid	0	No	125	4.78%	80.65%
	1	Yes	30	1.15%	19.35%
		Total	155	5.93%	100%
Missing	.	Missing	26	0.99%	
	97	Legitimate Skip	2433	93.08%	
		Total	2,459	94.07%	

Valid	Invalid	Minimum	Maximum
155	2459	0	1

 M1IG18G - IG18G PR-LOAN-OTHER- M1

Type	Code
Measurement Unit	numeric
M1IG18G	Q18. Was the money for: Select all that apply. Q18g. Other
Logic	if Q17=1, ask Q18

			Frequency	% of total	% of valid
Valid	0	No	128	4.9%	85.33%
	1	Yes	22	0.84%	14.67%
		Total	150	5.74%	100%
Missing	.	Missing	31	1.19%	
	97	Legitimate Skip	2433	93.08%	
		Total	2,464	94.26%	

Valid	Invalid	Minimum	Maximum
150	2464	0	1

 M1IG19A - IG19A PR-LOAN-MY PARENT- M1

Type	Code
Measurement Unit	numeric
M1IG19A	Q19. Who gave you or [HOUSEHOLD PARTNER] this support? Select all that apply. Q19a. My parents
Logic	if Q17=1, ask Q19

			Frequency	% of total	% of valid
Valid	0	Not Marked	68	2.6%	37.57%
	1	Marked	113	4.32%	62.43%
	Total		181	6.92%	100%
Missing	97	Legitimate Skip	2433	93.08%	
	Total		2,433	93.08%	

Valid	Invalid	Minimum	Maximum
181	2433	0	1

 M1IG19B - IG19B PR-LOAN-PTNER'S PARENT- M1

Type	Code
Measurement Unit	numeric
M1IG19B	Q19. Who gave you or [HOUSEHOLD PARTNER] this support? Select all that apply. Q19b. [HOUSEHOLD PARTNER]'s parents
Logic	if Q17=1, ask Q19

			Frequency	% of total	% of valid
Valid	0	Not Marked	126	4.82%	69.61%
	1	Marked	55	2.1%	30.39%
	Total		181	6.92%	100%
Missing	97	Legitimate Skip	2433	93.08%	
	Total		2,433	93.08%	

Valid	Invalid	Minimum	Maximum
181	2433	0	1

 M1IG19C - IG19C PR-LOAN-RELATIVES- M1

Type	Code
Measurement Unit	numeric
M1IG19C	Q19. Who gave you or [HOUSEHOLD PARTNER] this support? Select all that apply. Q19c. Relatives
Logic	if Q17=1, ask Q19

			Frequency	% of total	% of valid
Valid	0	Not Marked	155	5.93%	85.64%
	1	Marked	26	0.99%	14.36%
	Total		181	6.92%	100%
Missing	97	Legitimate Skip	2433	93.08%	
	Total		2,433	93.08%	

Valid	Invalid	Minimum	Maximum
181	2433	0	1

M1IG19D - IG19D PR-LOAN-FRIENDS M1

Type	Code
Measurement Unit	numeric
M1IG19D	Q19. Who gave you or [HOUSEHOLD PARTNER] this support? Select all that apply. Q19d. Friends
Logic	if Q17=1, ask Q19

			Frequency	% of total	% of valid
Valid	0	Not Marked	172	6.58%	95.03%
	1	Marked	9	0.34%	4.97%
	Total		181	6.92%	100%
Missing	97	Legitimate Skip	2433	93.08%	
	Total		2,433	93.08%	

Valid	Invalid	Minimum	Maximum
181	2433	0	1

M1IG19E - IG19E PR-LOAN-OTHERS- M1

Type	Code
Measurement Unit	numeric

M1IG19E	Q19. Who gave you or [HOUSEHOLD PARTNER] this support? Select all that apply. Q19e. Others
Logic	if Q17=1, ask Q19

			Frequency	% of total	% of valid
Valid	0	Not Marked	166	6.35%	91.71%
	1	Marked	15	0.57%	8.29%
	Total		181	6.92%	100%
Missing	97	Legitimate Skip	2433	93.08%	
	Total		2,433	93.08%	

Valid	Invalid	Minimum	Maximum
181	2433	0	1

 M1IG20 - IG20 PR-TOTAL LOAN BIG EXPENSE-M1

Type	Code
Measurement Unit	numeric
M1IG20	Q20. In total, about how much was the loan(s)?
Logic	if Q17=1, ask Q20

			Frequency	% of total	% of valid
Valid	1	<\$1,000	14	0.54%	7.73%
	2	\$1,000-4,999	39	1.49%	21.55%
	3	\$5,000-9,999	18	0.69%	9.94%
	4	\$10,000-24,999	76	2.91%	41.99%
	5	\$25,000-49,999	23	0.88%	12.71%
	6	\$50,000+	11	0.42%	6.08%
		Total	181	6.92%	100%
Missing	97	Legitimate Skip	2433	93.08%	
	Total		2,433	93.08%	

Valid	Invalid	Minimum	Maximum
181	2433	1	6

 M1IG21A - IG21A PR-NEED FN SUPPORT-EDUC- M1

Type	Code
Measurement Unit	numeric

M1IG21A	Q21. Have you ever needed or wanted financial support to pay for the following major expenses? Q21a. Education beyond high school
Logic	if any S7Q4=1, 2 or S7Q3a=1, ask Q21

			Frequency	% of total	% of valid
Valid	0	No	776	29.69%	46.66%
	1	Yes	887	33.93%	53.34%
		Total	1,663	63.62%	100%
Missing	.	Missing	50	1.91%	
	97	Legitimate Skip	901	34.47%	
		Total	951	36.38%	

Valid	Invalid	Minimum	Maximum
1663	951	0	1

 M1IG21B - IG21B PR-NEED FN SUPPORT-HOME- M1

Type	Code
Measurement Unit	numeric
M1IG21B	Q21. Have you ever needed or wanted financial support to pay for the following major expenses? Q21b. Home
Logic	if any S7Q4=1, 2 or S7Q3a=1, ask Q21

			Frequency	% of total	% of valid
Valid	0	No	911	34.85%	56.1%
	1	Yes	713	27.28%	43.9%
		Total	1,624	62.13%	100%
Missing	.	Missing	89	3.4%	
	97	Legitimate Skip	901	34.47%	
		Total	990	37.87%	

Valid	Invalid	Minimum	Maximum
1624	990	0	1

 M1IG21C - IG21C PR-NEED FN SUPPORT-CAR- M1

Type	Code
Measurement Unit	numeric

M1IG21C	Q21. Have you ever needed or wanted financial support to pay for the following major expenses? Q21c. Car
Logic	if any S7Q4=1, 2 or S7Q3a=1, ask Q21

			Frequency	% of total	% of valid
Valid	0	No	967	36.99%	59.8%
	1	Yes	650	24.87%	40.2%
		Total	1,617	61.86%	100%
Missing	.	Missing	96	3.67%	
	97	Legitimate Skip	901	34.47%	
		Total	997	38.14%	

Valid	Invalid	Minimum	Maximum
1617	997	0	1

 M1IG21D - IG21D PR-NEED FN SUPPORT-WEDDING- M1

Type	Code
Measurement Unit	numeric
M1IG21D	Q21. Have you ever needed or wanted financial support to pay for the following major expenses? Q21d. Wedding
Logic	if any S7Q4=1, 2 or S7Q3a=1, ask Q21

			Frequency	% of total	% of valid
Valid	0	No	1112	42.54%	69.37%
	1	Yes	491	18.78%	30.63%
		Total	1,603	61.32%	100%
Missing	.	Missing	110	4.21%	
	97	Legitimate Skip	901	34.47%	
		Total	1,011	38.68%	

Valid	Invalid	Minimum	Maximum
1603	1011	0	1

 M1IG21E - IG21E PR-NEED FN SUPPORT-BUSINESS- M1

Type	Code
Measurement Unit	numeric

M1IG21E	Q21. Have you ever needed or wanted financial support to pay for the following major expenses? Q21e. Starting a business
Logic	if any S7Q4=1, 2 or S7Q3a=1, ask Q21

			Frequency	% of total	% of valid
Valid	0	No	1331	50.92%	83.82%
	1	Yes	257	9.83%	16.18%
	Total		1,588	60.75%	100%
Missing	.	Missing	125	4.78%	
	97	Legitimate Skip	901	34.47%	
	Total		1,026	39.25%	

Valid	Invalid	Minimum	Maximum
1588	1026	0	1

 M1IG21F - IG21F PR-NEED FN SUPPORT-FAMILY- M1

Type	Code
Measurement Unit	numeric
M1IG21F	Q21. Have you ever needed or wanted financial support to pay for the following major expenses? Q21f. Start or add to your family (adoption, fertility costs)
Logic	if any S7Q4=1, 2 or S7Q3a=1, ask Q21

			Frequency	% of total	% of valid
Valid	0	No	1482	56.69%	93.8%
	1	Yes	98	3.75%	6.2%
	Total		1,580	60.44%	100%
Missing	.	Missing	133	5.09%	
	97	Legitimate Skip	901	34.47%	
	Total		1,034	39.56%	

Valid	Invalid	Minimum	Maximum
1580	1034	0	1

 M1IG21G - IG21G PR-NEED FN SUPPORT-MEDICAL- M1

Type	Code
Measurement Unit	numeric

M1IG21G	Q21. Have you ever needed or wanted financial support to pay for the following major expenses? Q21g. Medical expenses (other than fertility expenses)
Logic	if any S7Q4=1, 2 or S7Q3a=1, ask Q21

			Frequency	% of total	% of valid
Valid	0	No	1286	49.2%	80.98%
	1	Yes	302	11.55%	19.02%
	Total		1,588	60.75%	100%
Missing	.	Missing	125	4.78%	
	97	Legitimate Skip	901	34.47%	
	Total		1,026	39.25%	

Valid	Invalid	Minimum	Maximum
1588	1026	0	1

M1IG21H - IG21H PR-NEED FN SUPPORT-LIVING- M1

Type	Code
Measurement Unit	numeric
M1IG21H	Q21. Have you ever needed or wanted financial support to pay for the following major expenses? Q21h. Living expenses
Logic	if any S7Q4=1, 2 or S7Q3a=1, ask Q21

			Frequency	% of total	% of valid
Valid	0	No	1093	41.81%	68.06%
	1	Yes	513	19.63%	31.94%
	Total		1,606	61.44%	100%
Missing	.	Missing	107	4.09%	
	97	Legitimate Skip	901	34.47%	
	Total		1,008	38.56%	

Valid	Invalid	Minimum	Maximum
1606	1008	0	1

M1IG21I - IG21I PR-NEED FN SUPPORT-OTHER- M1

Type	Code
Measurement Unit	numeric

M1IG21I	Q21. Have you ever needed or wanted financial support to pay for the following major expenses? Q21i. Other
Logic	if any S7Q4=1, 2 or S7Q3a=1, ask Q21

			Frequency	% of total	% of valid
Valid	0	No	1283	49.08%	84.69%
	1	Yes	232	8.88%	15.31%
		Total	1,515	57.96%	100%
Missing	.	Missing	198	7.57%	
	97	Legitimate Skip	901	34.47%	
		Total	1,099	42.04%	

Valid	Invalid	Minimum	Maximum
1515	1099	0	1

M1IG22 - IG22 PR-LAST 12 MO PARENT HELP- M1

Type	Code
Measurement Unit	numeric
M1IG22	Q22. In the last 12 months did your parents or [HOUSEHOLD PARTNER]'s parents spend time helping you or [HOUSEHOLD PARTNER] with childcare, transportation, chores, errands or financial paperwork?
Logic	if any S7Q4=1, 2 or S7Q3a=1, ask Q22

			Frequency	% of total	% of valid
Valid	1	Yes	600	22.95%	36.06%
	2	No	984	37.64%	59.13%
	3	Not applicable because my parents are deceased or unable to help due to poor health	80	3.06%	4.81%
	Total	1,664	63.66%	100%	
Missing	.	Missing	49	1.87%	
	97	Legitimate Skip	901	34.47%	
		Total	950	36.34%	

Valid	Invalid	Minimum	Maximum
1664	950	1	3

M1IG23 - IG23 PR-LAST 12 MO OFTEN PARENT HELP- M1

Type	Code
------	------

Measurement Unit	numeric
M1IG23	Q23. About how often in the last 12 months did your parents or [HOUSEHOLD PARTNER]'s parents spend time helping you or [HOUSEHOLD PARTNER] with childcare, transportation, chores, errands or financial paperwork?
Logic	if Q22=1, ask Q23

			Frequency	% of total	% of valid
Valid	1	Daily	69	2.64%	11.52%
	2	Weekly	186	7.12%	31.05%
	3	Monthly	108	4.13%	18.03%
	4	Every 2 to 3 months	103	3.94%	17.2%
	5	Once or twice during the past 12 months	133	5.09%	22.2%
		Total	599	22.92%	100%
Missing	.	Missing	1	0.04%	
	97	Legitimate Skip	2014	77.05%	
		Total	2,015	77.08%	

Valid	Invalid	Minimum	Maximum
599	2015	1	5

M1IG24 - IG24 PR-FN SUPPORT TO PARENTS- M1

Type	Code		
Measurement Unit	numeric		
M1IG24	Q24. Have you or [HOUSEHOLD PARTNER] ever provided any financial support such as money, personal loans or gifts to your parents or to [HOUSEHOLD PARTNER]'s parents?		
Logic	if any S7Q4=1, 2 or S7Q3a=1, ask Q24		

			Frequency	% of total	% of valid
Valid	0	No	1113	42.58%	66.81%
	1	Yes	553	21.16%	33.19%
		Total	1,666	63.73%	100%
Missing	.	Missing	47	1.8%	
	97	Legitimate Skip	901	34.47%	
		Total	948	36.27%	

Valid	Invalid	Minimum	Maximum
1666	948	0	1

M1IG25 - IG25 PR-TOTAL FN SUPPORT TO PARENTS - M1

Type	Code
Measurement Unit	numeric
M1IG25	Q25. In total, about how much was that financial support?
Logic	if Q24=1, ask Q25

			Frequency	% of total	% of valid
Valid	1	<\$1,000	167	6.39%	30.42%
	2	\$1,000-4,999	220	8.42%	40.07%
	3	\$5,000-9,999	75	2.87%	13.66%
	4	\$10,000-24,999	55	2.1%	10.02%
	5	\$25,000-49,999	13	0.5%	2.37%
	6	\$50,000+	19	0.73%	3.46%
Total			549	21%	100%
Missing	.	Missing	4	0.15%	
	97	Legitimate Skip	2061	78.84%	
Total			2,065	79%	

Valid	Invalid	Minimum	Maximum
549	2065	1	6

M1IG26 - IG26 PR-LAST 12 MO HELP PARENTS- M1

Type	Code
Measurement Unit	numeric
M1IG26	Q26. In the last 12 months, did you or [HOUSEHOLD PARTNER] spend time helping your parents or [HOUSEHOLD PARTNER]'s parents with errands, transportation, chores, health care, financial paperwork, or hands-on care?
Logic	if any S7Q4=1, 2 or S7Q3a=1, ask Q26

			Frequency	% of total	% of valid
Valid	1	Yes	928	35.5%	55.04%
	2	No	720	27.54%	42.7%
	3	Not applicable because parents are deceased	38	1.45%	2.25%
Total			1,686	64.5%	100%
Missing	.	Missing	27	1.03%	
	97	Legitimate Skip	901	34.47%	
Total			928	35.5%	

Valid	Invalid	Minimum	Maximum
1686	928	1	3

 M1IG27 - IG27 PR-LAST 12 MO OFTEN HELP PARENT- M1

Type	Code
Measurement Unit	numeric
M1IG27	Q27.About how often in the last 12 months did you or [HOUSEHOLD PARTNER] spend time helping your parents or [HOUSEHOLD PARTNER]'s parents with errands, transportation, chores, health care, financial paperwork, or hands-on care?
Logic	if Q26=1, ask Q27

			Frequency	% of total	% of valid
Valid	1	Daily	76	2.91%	8.19%
	2	Weekly	240	9.18%	25.86%
	3	Monthly	246	9.41%	26.51%
	4	Every 2 to 3 months	191	7.31%	20.58%
	5	Once or twice during the past 12 months	175	6.69%	18.86%
		Total	928	35.5%	100%
Missing	97	Legitimate Skip	1686	64.5%	
		Total	1,686	64.5%	

Valid	Invalid	Minimum	Maximum
928	1686	1	5

 M1IG28 - IG28 PR-LAST 12 MO PARENTS VISIT NUM- M1

Type	Code
Measurement Unit	numeric
M1IG28	Q28. How many of your parents and [HOUSEHOLD PARTNER]'s parents can easily visit you?
Logic	if Q26≠3, 97, ask Q28

			Frequency	% of total	% of valid
--	--	--	-----------	------------	------------

Valid	0	0	186	7.12%	11.3%
	1	1	264	10.1%	16.04%
	2	2	500	19.13%	30.38%
	3	3	309	11.82%	18.77%
	4	4	334	12.78%	20.29%
	5	5	25	0.96%	1.52%
	6	6	15	0.57%	0.91%
	7	7	1	0.04%	0.06%
	8	8	1	0.04%	0.06%
	9	9	1	0.04%	0.06%
	10	10	1	0.04%	0.06%
	11	11	0	0%	0%
	12	12	9	0.34%	0.55%
		Total	1,646	62.97%	100%
Missing	.	missing	29	1.11%	
	997	Legitimate Skip	939	35.92%	
		Total	968	37.03%	

Valid	Invalid	Minimum	Maximum
1646	968	0	12

 M1IG29 - IG29 SR-FREE/LOW RENT 3 MO LONGER- M1

Type	Code
Measurement Unit	numeric
M1IG29	Q29. Since the age of 18, has someone let you live with them for longer than 3 months for free or low rent to help you?
Logic	if all S7Q4≠1, 2 or S7Q3a=0, ask Q29

			Frequency	% of total	% of valid
Valid	0	No	448	17.14%	50.51%
	1	Yes	439	16.79%	49.49%
		Total	887	33.93%	100%
Missing	.	Missing	14	0.54%	
	97	Legitimate Skip	1713	65.53%	
		Total	1,727	66.07%	

Valid	Invalid	Minimum	Maximum
887	1727	0	1

 M1IG30A - IG30A SR-FREE/LOW RENT-MY PARENT- M1

Type	Code
Measurement Unit	numeric
M1IG30A	Q30. Who gave you this support? Select all that apply Q30a. My parents
Logic	if Q29=1, ask Q30

			Frequency	% of total	% of valid
Valid	0	Not Marked	135	5.16%	30.89%
	1	Marked	302	11.55%	69.11%
	Total		437	16.72%	100%
Missing	.	Missing	2	0.08%	
	97	Legitimate Skip	2175	83.21%	
	Total		2,177	83.28%	

Valid	Invalid	Minimum	Maximum
437	2177	0	1

M1IG30B - IG30B SR-FREE/LOW RENT-RELATIVES- M1

Type	Code
Measurement Unit	numeric
M1IG30B	Q30. Who gave you this support? Select all that apply Q30b. Relatives
Logic	if Q29=1, ask Q30

			Frequency	% of total	% of valid
Valid	0	Not Marked	311	11.9%	71.17%
	1	Marked	126	4.82%	28.83%
	Total		437	16.72%	100%
Missing	.	Missing	2	0.08%	
	97	Legitimate Skip	2175	83.21%	
	Total		2,177	83.28%	

Valid	Invalid	Minimum	Maximum
437	2177	0	1

M1IG30C - IG30C SR-FREE/LOW RENT-FRIENDS- M1

Type	Code
Measurement Unit	numeric
M1IG30C	Q30. Who gave you this support? Select all that apply Q30c. Friends

Logic	if Q29=1, ask Q30
-------	-------------------

			Frequency	% of total	% of valid
Valid	0	Not Marked	316	12.09%	72.31%
	1	Marked	121	4.63%	27.69%
Total			437	16.72%	100%
Missing	.	Missing	2	0.08%	
	97	Legitimate Skip	2175	83.21%	
Total			2,177	83.28%	

Valid	Invalid	Minimum	Maximum
437	2177	0	1

M1IG30D - IG30D SR-FREE/LOW RENT-OTHERS- M1

Type	Code
Measurement Unit	numeric
M1IG30D	Q30. Who gave you this support? Select all that apply Q30d. Others
Logic	if Q29=1, ask Q30

			Frequency	% of total	% of valid
Valid	0	Not Marked	399	15.26%	91.3%
	1	Marked	38	1.45%	8.7%
Total			437	16.72%	100%
Missing	.	Missing	2	0.08%	
	97	Legitimate Skip	2175	83.21%	
Total			2,177	83.28%	

Valid	Invalid	Minimum	Maximum
437	2177	0	1

M1IG31 - IG31 SR-FN SUPPORT BUYING HOME- M1

Type	Code
Measurement Unit	numeric
M1IG31	Q31. Have you ever received any financial support such as money, personal loans or gifts for buying a home, including a down payment?
Logic	if all S7Q4#1, 2 or S7Q3a=0, ask Q31

			Frequency	% of total	% of valid
Valid	0	No	740	28.31%	83.52%
	1	Yes	146	5.59%	16.48%

		Total	886	33.89%	100%
Missing	.	Missing	15	0.57%	
	97	Legitimate Skip	1713	65.53%	
		Total	1,728	66.11%	

Valid	Invalid	Minimum	Maximum
886	1728	0	1

 M1IG32A - IG32A SR-FN SPT BUY HOME-MY PARENT- M1

Type	Code
Measurement Unit	numeric
M1IG32A	Q32. Who gave you this support? Select all that apply Q32a. My parents
Logic	if Q31=1, ask Q32

			Frequency	% of total	% of valid
Valid	0	Not Marked	41	1.57%	28.08%
	1	Marked	105	4.02%	71.92%
		Total	146	5.59%	100%
Missing	97	Legitimate Skip	2468	94.41%	
		Total	2,468	94.41%	

Valid	Invalid	Minimum	Maximum
146	2468	0	1

 M1IG32B - IG32B SR-FN SPT BUY HOME-RELATIVES- M1

Type	Code
Measurement Unit	numeric
M1IG32B	Q32. Who gave you this support? Select all that apply Q32b. Relatives
Logic	if Q31=1, ask Q32

			Frequency	% of total	% of valid
Valid	0	Not Marked	108	4.13%	73.97%
	1	Marked	38	1.45%	26.03%
		Total	146	5.59%	100%
Missing	97	Legitimate Skip	2468	94.41%	
		Total	2,468	94.41%	

Valid	Invalid	Minimum	Maximum
-------	---------	---------	---------

146	2468	0	1
-----	------	---	---

M1IG32C - IG32C SR-FN SPT BUY HOME-FRIENDS- M1

Type	Code
Measurement Unit	numeric
M1IG32C	Q32. Who gave you this support? Select all that apply Q32c. Friends
Logic	if Q31=1, ask Q32

			Frequency	% of total	% of valid
Valid	0	Not Marked	128	4.9%	87.67%
	1	Marked	18	0.69%	12.33%
		Total	146	5.59%	100%
Missing	97	Legitimate Skip	2468	94.41%	
		Total	2,468	94.41%	

Valid	Invalid	Minimum	Maximum
146	2468	0	1

M1IG32D - IG32D SR-FN SPT BUY HOME-OTHERS- M1

Type	Code
Measurement Unit	numeric
M1IG32D	Q32. Who gave you this support? Select all that apply Q32d. Others
Logic	if Q31=1, ask Q32

			Frequency	% of total	% of valid
Valid	0	Not Marked	127	4.86%	86.99%
	1	Marked	19	0.73%	13.01%
		Total	146	5.59%	100%
Missing	97	Legitimate Skip	2468	94.41%	
		Total	2,468	94.41%	

Valid	Invalid	Minimum	Maximum
146	2468	0	1

M1IG33 - IG33 SR-TOTAL FN SUPPORT BUYING HOME- M1

Type	Code
Measurement Unit	numeric

M1IG33	Q33. In total, about how much was that support?
Logic	if Q31=1, ask Q32

			Frequency	% of total	% of valid
Valid	1	<\$1,000	14	0.54%	9.59%
	2	\$1,000-4,999	43	1.64%	29.45%
	3	\$5,000-9,999	20	0.77%	13.7%
	4	\$10,000-24,999	37	1.42%	25.34%
	5	\$25,000-49,999	13	0.5%	8.9%
	6	\$50,000+	19	0.73%	13.01%
Total			146	5.59%	100%
Missing	97	Legitimate Skip	2468	94.41%	
	Total		2,468	94.41%	

Valid	Invalid	Minimum	Maximum
146	2468	1	6

M1IG34 - IG34 SR-RECEIVE HOME LOAN- M1

Type	Code
Measurement Unit	numeric
M1IG34	Q34. Has someone ever taken out or cosigned a loan from a bank or lending institution for you for buying a home, including a down payment?
Logic	if all S7Q4≠1, 2 or S7Q3a=0, ask Q34

			Frequency	% of total	% of valid
Valid	0	No	847	32.4%	96.14%
	1	Yes	34	1.3%	3.86%
	Total		881	33.7%	100%
Missing	.	Missing	20	0.77%	
	97	Legitimate Skip	1713	65.53%	
	Total		1,733	66.3%	

Valid	Invalid	Minimum	Maximum
881	1733	0	1

M1IG35A - IG35A SR-HOME LOAN-MY PARENT-M1

Type	Code
Measurement Unit	numeric
M1IG35A	Q35. Who gave you this support? Select all that apply Q35a. My parents

Logic	if Q34=1, ask Q35
-------	-------------------

			Frequency	% of total	% of valid
Valid	0	Not Marked	7	0.27%	36.84%
	1	Marked	12	0.46%	63.16%
		Total	19	0.73%	100%
Missing	.	Missing	15	0.57%	
	97	Legitimate Skip	2580	98.7%	
		Total	2,595	99.27%	

Valid	Invalid	Minimum	Maximum
19	2595	0	1

 M1IG35B - IG35B SR-HOME LOAN-RELATIVES-M1

Type	Code
Measurement Unit	numeric
M1IG35B	Q35. Who gave you this support? Select all that apply Q35b. Relatives
Logic	if Q34=1, ask Q35

			Frequency	% of total	% of valid
Valid	0	Not Marked	15	0.57%	78.95%
	1	Marked	4	0.15%	21.05%
		Total	19	0.73%	100%
Missing	.	Missing	15	0.57%	
	97	Legitimate Skip	2580	98.7%	
		Total	2,595	99.27%	

Valid	Invalid	Minimum	Maximum
19	2595	0	1

 M1IG35C - IG35C SR-HOME LOAN-FRIENDS-M1

Type	Code
Measurement Unit	numeric
M1IG35C	Q35. Who gave you this support? Select all that apply Q35c. Friends
Logic	if Q34=1, ask Q35

			Frequency	% of total	% of valid
Valid	0	Not Marked	17	0.65%	89.47%
	1	Marked	2	0.08%	10.53%

		Total	19	0.73%	100%
Missing	.	Missing	15	0.57%	
	97	Legitimate Skip	2580	98.7%	
		Total	2,595	99.27%	

Valid	Invalid	Minimum	Maximum
19	2595	0	1

M1IG35D - IG35D SR-HOME LOAN-OTHER-M1

Type	Code
Measurement Unit	numeric
M1IG35D	Q35. Who gave you this support? Select all that apply Q35d. Others
Logic	if Q34=1, ask Q35

			Frequency	% of total	% of valid
Valid	0	Not Marked	17	0.65%	89.47%
	1	Marked	2	0.08%	10.53%
		Total	19	0.73%	100%
Missing	.	Missing	15	0.57%	
	97	Legitimate Skip	2580	98.7%	
		Total	2,595	99.27%	

Valid	Invalid	Minimum	Maximum
19	2595	0	1

M1IG36 - IG36 SR-TOTAL RECEIVE HOME LOAN-M1

Type	Code
Measurement Unit	numeric
M1IG36	Q36. In total, about how much was the loan?
Logic	if Q34=1, ask Q36

			Frequency	% of total	% of valid
Valid	1	<\$1,000	1	0.04%	2.94%
	2	\$1,000-4,999	6	0.23%	17.65%
	3	\$5,000-9,999	7	0.27%	20.59%
	4	\$10,000-24,999	3	0.11%	8.82%
	5	\$25,000-49,999	2	0.08%	5.88%
	6	\$50,000+	15	0.57%	44.12%
		Total	34	1.3%	100%

Missing	97	Legitimate Skip	2580	98.7%	
		Total	2,580	98.7%	

Valid	Invalid	Minimum	Maximum
34	2580	1	6

M1IG37 - IG37 SR-MONEY/GIFT BIG EXPENSE- M1

Type	Code
Measurement Unit	numeric
M1IG37	Q37. These next questions ask about support for other major expenses. Has someone ever given you money, personal loans, or gifts to help with these other major expenses: a car, a wedding, help starting a business, adoption or fertility costs, other medical expenses, substantial help with living expenses, or other significant financial support?
Logic	if all S7Q4#1, 2 or S7Q3a=0, ask Q37

			Frequency	% of total	% of valid
Valid	0	No	552	21.12%	62.37%
	1	Yes	333	12.74%	37.63%
		Total	885	33.86%	100%
Missing	.	Missing	16	0.61%	
	97	Legitimate Skip	1713	65.53%	
		Total	1,729	66.14%	

Valid	Invalid	Minimum	Maximum
885	1729	0	1

M1IG38A - IG38A SR-MONEY/GIFT-CAR- M1

Type	Code
Measurement Unit	numeric
M1IG38A	Q38. Was the money for: Select all that apply. Q38a. Car
Logic	if Q37=1, ask Q38

			Frequency	% of total	% of valid
Valid	0	No	95	3.63%	30.06%
	1	Yes	221	8.45%	69.94%
		Total	316	12.09%	100%
Missing	.	Missing	17	0.65%	
	97	Legitimate Skip	2281	87.26%	
		Total			

		Total	2,298	87.91%	
--	--	-------	-------	--------	--

Valid	Invalid	Minimum	Maximum
316	2298	0	1

 M1IG38B - IG38B SR-MONEY/GIFT-WEDDING- M1

Type	Code
Measurement Unit	numeric
M1IG38B	Q38. Was the money for: Select all that apply. Q38b. Wedding
Logic	if Q37=1, ask Q38

			Frequency	% of total	% of valid
Valid	0	No	227	8.68%	76.43%
	1	Yes	70	2.68%	23.57%
	Total		297	11.36%	100%
Missing	.	Missing	36	1.38%	
	97	Legitimate Skip	2281	87.26%	
	Total		2,317	88.64%	

Valid	Invalid	Minimum	Maximum
297	2317	0	1

 M1IG38C - IG38C SR-MONEY/GIFT-BUSINESS- M1

Type	Code
Measurement Unit	numeric
M1IG38C	Q38. Was the money for: Select all that apply. Q38c. Starting a business
Logic	if Q37=1, ask Q38

			Frequency	% of total	% of valid
Valid	0	No	267	10.21%	93.03%
	1	Yes	20	0.77%	6.97%
	Total		287	10.98%	100%
Missing	.	Missing	46	1.76%	
	97	Legitimate Skip	2281	87.26%	
	Total		2,327	89.02%	

Valid	Invalid	Minimum	Maximum
287	2327	0	1

 M1IG38D - IG38D SR-MONEY/GIFT-FAMILY- M1

Type	Code
Measurement Unit	numeric
M1IG38D	Q38. Was the money for: Select all that apply. Q38d. Start or add to your family (adoption, fertility costs)
Logic	if Q37=1, ask Q38

			Frequency	% of total	% of valid
Valid	0	No	276	10.56%	96.84%
	1	Yes	9	0.34%	3.16%
	Total		285	10.9%	100%
Missing	.	Missing	48	1.84%	
	97	Legitimate Skip	2281	87.26%	
	Total		2,329	89.1%	

Valid	Invalid	Minimum	Maximum
285	2329	0	1

 M1IG38E - IG38E SR-MONEY/GIFT-MEDICAL- M1

Type	Code
Measurement Unit	numeric
M1IG38E	Q38. Was the money for: Select all that apply. Q38e. Medical expenses (other than fertility expenses)
Logic	if Q37=1, ask Q38

			Frequency	% of total	% of valid
Valid	0	No	223	8.53%	77.16%
	1	Yes	66	2.52%	22.84%
	Total		289	11.06%	100%
Missing	.	Missing	44	1.68%	
	97	Legitimate Skip	2281	87.26%	
	Total		2,325	88.94%	

Valid	Invalid	Minimum	Maximum
289	2325	0	1

 M1IG38F - IG38F SR-MONEY/GIFT-LIVING- M1

Type	Code
------	------

Measurement Unit	numeric
M1IG38F	Q38. Was the money for: Select all that apply. Q38f. Living expenses
Logic	if Q37=1, ask Q38

			Frequency	% of total	% of valid
Valid	0	No	103	3.94%	33.23%
	1	Yes	207	7.92%	66.77%
		Total	310	11.86%	100%
Missing	.	Missing	23	0.88%	
	97	Legitimate Skip	2281	87.26%	
		Total	2,304	88.14%	

Valid	Invalid	Minimum	Maximum
310	2304	0	1

M1IG38G - IG38G SR-MONEY/GIFT-OTHER- M1

Type	Code
Measurement Unit	numeric
M1IG38G	Q38. Was the money for: Select all that apply. Q38g. Other
Logic	if Q37=1, ask Q38

			Frequency	% of total	% of valid
Valid	0	No	191	7.31%	64.09%
	1	Yes	107	4.09%	35.91%
		Total	298	11.4%	100%
Missing	.	Missing	35	1.34%	
	97	Legitimate Skip	2281	87.26%	
		Total	2,316	88.6%	

Valid	Invalid	Minimum	Maximum
298	2316	0	1

M1IG39A - IG39A SR-MONEY/GIFT-MY PARENT- M1

Type	Code
Measurement Unit	numeric
M1IG39A	Q39. Who gave you this support? Select all that apply. Q39a. My parents
Logic	if Q37=1, ask Q39

			Frequency	% of total	% of valid
Valid	0	Not Marked	77	2.95%	23.19%
	1	Marked	255	9.76%	76.81%
		Total	332	12.7%	100%
Missing	.	Missing	1	0.04%	
	97	Legitimate Skip	2281	87.26%	
		Total	2,282	87.3%	

Valid	Invalid	Minimum	Maximum
332	2282	0	1

M1IG39B - IG39B SR-MONEY/GIFT-RELATIVES- M1

Type	Code
Measurement Unit	numeric
M1IG39B	Q39. Who gave you this support? Select all that apply. Q39b. Relatives
Logic	if Q37=1, ask Q39

			Frequency	% of total	% of valid
Valid	0	Not Marked	228	8.72%	68.67%
	1	Marked	104	3.98%	31.33%
		Total	332	12.7%	100%
Missing	.	Missing	1	0.04%	
	97	Legitimate Skip	2281	87.26%	
		Total	2,282	87.3%	

Valid	Invalid	Minimum	Maximum
332	2282	0	1

M1IG39C - IG39C SR-MONEY/GIFT-FRIENDS- M1

Type	Code
Measurement Unit	numeric
M1IG39C	Q39. Who gave you this support? Select all that apply. Q39c. Friends
Logic	if Q37=1, ask Q39

			Frequency	% of total	% of valid
Valid	0	Not Marked	264	10.1%	79.52%
	1	Marked	68	2.6%	20.48%
		Total	332	12.7%	100%

Missing	.	Missing	1	0.04%
	97	Legitimate Skip	2281	87.26%
		Total	2,282	87.3%

Valid	Invalid	Minimum	Maximum
332	2282	0	1

 M1IG39D - IG39D SR-MONEY/GIFT-OTHERS- M1

Type	Code
Measurement Unit	numeric
M1IG39D	Q39. Who gave you this support? Select all that apply. Q39d. Others
Logic	if Q37=1, ask Q39

			Frequency	% of total	% of valid
Valid	0	Not Marked	303	11.59%	91.27%
	1	Marked	29	1.11%	8.73%
		Total	332	12.7%	100%
Missing	.	Missing	1	0.04%	
	97	Legitimate Skip	2281	87.26%	
		Total	2,282	87.3%	

Valid	Invalid	Minimum	Maximum
332	2282	0	1

 M1IG40 - IG40 SR-TOTAL MONEY/GIFT BIG EXPENSE- M1

Type	Code
Measurement Unit	numeric
M1IG40	Q40. In total, about how much was the personal loan or monetary gift?
Logic	if Q37=1, ask Q40

			Frequency	% of total	% of valid
Valid	1	<\$1,000	49	1.87%	14.76%
	2	\$1,000-4,999	125	4.78%	37.65%
	3	\$5,000-9,999	57	2.18%	17.17%
	4	\$10,000-24,999	56	2.14%	16.87%
	5	\$25,000-49,999	27	1.03%	8.13%
	6	\$50,000+	18	0.69%	5.42%
		Total	332	12.7%	100%

Missing	.	Missing	1	0.04%	
	97	Legitimate Skip	2281	87.26%	
		Total	2,282	87.3%	

Valid	Invalid	Minimum	Maximum
332	2282	1	6

M1IG41 - IG41 SR-RECEIVE LOAN BIG EXPENSE-M1

Type	Code
Measurement Unit	numeric
M1IG41	Q41. Has someone ever taken out or cosigned a loan from a bank or lending institution for you to help with these other major expenses: a car, a wedding, help starting a business, adoption or fertility costs, medical expenses, substantial help with living expenses, or other significant financial support?
Logic	if all S7Q4≠1, 2 or S7Q3a=0, ask Q41

			Frequency	% of total	% of valid
Valid	0	No	772	29.53%	87.13%
	1	Yes	114	4.36%	12.87%
		Total	886	33.89%	100%
Missing	.	Missing	15	0.57%	
	97	Legitimate Skip	1713	65.53%	
		Total	1,728	66.11%	

Valid	Invalid	Minimum	Maximum
886	1728	0	1

M1IG42A - IG42A SR-LOAN-CAR- M1

Type	Code
Measurement Unit	numeric
M1IG42A	Q42. Was the money for: Select all that apply. Q42a. Car
Logic	if Q41=1, ask Q42

			Frequency	% of total	% of valid
Valid	0	No	9	0.34%	8.04%
	1	Yes	103	3.94%	91.96%
		Total	112	4.28%	100%
Missing	.	Missing	2	0.08%	
	97	Legitimate Skip	2500	95.64%	

		Total	2,502	95.72%	
--	--	-------	-------	--------	--

Valid	Invalid	Minimum	Maximum
112	2502	0	1

 M1IG42B - IG42B SR-LOAN-WEDDING- M1

Type	Code
Measurement Unit	numeric
M1IG42B	Q42. Was the money for: Select all that apply. Q42b. Wedding
Logic	if Q41=1, ask Q42

			Frequency	% of total	% of valid
Valid	0	No	93	3.56%	93.94%
	1	Yes	6	0.23%	6.06%
	Total		99	3.79%	100%
Missing	.	Missing	15	0.57%	
	97	Legitimate Skip	2500	95.64%	
	Total		2,515	96.21%	

Valid	Invalid	Minimum	Maximum
99	2515	0	1

 M1IG42C - IG42C SR-LOAN-BUSINESS- M1

Type	Code
Measurement Unit	numeric
M1IG42C	Q42. Was the money for: Select all that apply. Q42c. Starting a business
Logic	if Q41=1, ask Q42

			Frequency	% of total	% of valid
Valid	0	No	98	3.75%	100%
	1	Yes	0	0%	0%
	Total		98	3.75%	100%
Missing	.	Missing	16	0.61%	
	97	Legitimate Skip	2500	95.64%	
	Total		2,516	96.25%	

Valid	Invalid	Minimum	Maximum
98	2516	0	0

 M1IG42D - IG42D SR-LOAN-FAMILY- M1

Type	Code
Measurement Unit	numeric
M1IG42D	Q42. Was the money for: Select all that apply. Q42d. Start or add to your family (adoption, fertility costs)
Logic	if Q41=1, ask Q42

			Frequency	% of total	% of valid
Valid	0	No	99	3.79%	99%
	1	Yes	1	0.04%	1%
		Total	100	3.83%	100%
Missing	.	Missing	14	0.54%	
	97	Legitimate Skip	2500	95.64%	
		Total	2,514	96.17%	

Valid	Invalid	Minimum	Maximum
100	2514	0	1

 M1IG42E - IG42E SR-LOAN-MEDICAL- M1

Type	Code
Measurement Unit	numeric
M1IG42E	Q42. Was the money for: Select all that apply. Q42e. Medical expenses (other than fertility expenses)
Logic	if Q41=1, ask Q42

			Frequency	% of total	% of valid
Valid	0	No	93	3.56%	93.94%
	1	Yes	6	0.23%	6.06%
		Total	99	3.79%	100%
Missing	.	Missing	15	0.57%	
	97	Legitimate Skip	2500	95.64%	
		Total	2,515	96.21%	

Valid	Invalid	Minimum	Maximum
99	2515	0	1

 M1IG42F - IG42F SR-LOAN-LIVING- M1

Type	Code
------	------

Measurement Unit	numeric
M1IG42F	Q42. Was the money for: Select all that apply. Q42f. Living expenses
Logic	if Q41=1, ask Q42

			Frequency	% of total	% of valid
Valid	0	No	83	3.18%	82.18%
	1	Yes	18	0.69%	17.82%
	Total		101	3.86%	100%
Missing	.	Missing	13	0.5%	
	97	Legitimate Skip	2500	95.64%	
	Total		2,513	96.14%	

Valid	Invalid	Minimum	Maximum
101	2513	0	1

M1IG42G - IG42G SR-LOAN-OTHER- M1

Type	Code
Measurement Unit	numeric
M1IG42G	Q42. Was the money for: Select all that apply. Q42g. Other
Logic	if Q41=1, ask Q42

			Frequency	% of total	% of valid
Valid	0	No	86	3.29%	83.5%
	1	Yes	17	0.65%	16.5%
	Total		103	3.94%	100%
Missing	.	Missing	11	0.42%	
	97	Legitimate Skip	2500	95.64%	
	Total		2,511	96.06%	

Valid	Invalid	Minimum	Maximum
103	2511	0	1

M1IG43A - IG43A SR-LOAN-MY PARENT- M1

Type	Code
Measurement Unit	numeric
M1IG43A	Q43. Who gave you this support? Select all that apply. Q43a. My parents
Logic	if Q41=1, ask Q43

			Frequency	% of total	% of valid
Valid	0	Not Marked	31	1.19%	27.19%
	1	Marked	83	3.18%	72.81%
		Total	114	4.36%	100%
Missing	97	Legitimate Skip	2500	95.64%	
		Total	2,500	95.64%	

Valid	Invalid	Minimum	Maximum
114	2500	0	1

 M1IG43B - IG43B SR-LOAN-RELATIVES- M1

Type	Code
Measurement Unit	numeric
M1IG43B	Q43. Who gave you this support? Select all that apply. Q43b. Relatives
Logic	if Q41=1, ask Q43

			Frequency	% of total	% of valid
Valid	0	Not Marked	86	3.29%	75.44%
	1	Marked	28	1.07%	24.56%
		Total	114	4.36%	100%
Missing	97	Legitimate Skip	2500	95.64%	
		Total	2,500	95.64%	

Valid	Invalid	Minimum	Maximum
114	2500	0	1

 M1IG43C - IG43C SR-LOAN-FRIENDS M1

Type	Code
Measurement Unit	numeric
M1IG43C	Q43. Who gave you this support? Select all that apply. Q43c. Friends
Logic	if Q41=1, ask Q43

			Frequency	% of total	% of valid
Valid	0	Not Marked	101	3.86%	88.6%
	1	Marked	13	0.5%	11.4%
		Total	114	4.36%	100%
Missing	97	Legitimate Skip	2500	95.64%	
		Total	2,500	95.64%	

Valid	Invalid	Minimum	Maximum
114	2500	0	1

 M1IG43D - IG43D SR-LOAN-OTHERS- M1

Type	Code
Measurement Unit	numeric
M1IG43D	Q43. Who gave you this support? Select all that apply. Q43d. Others
Logic	if Q41=1, ask Q43

			Frequency	% of total	% of valid
Valid	0	Not Marked	104	3.98%	91.23%
	1	Marked	10	0.38%	8.77%
		Total	114	4.36%	100%
Missing	97	Legitimate Skip	2500	95.64%	
		Total	2,500	95.64%	

Valid	Invalid	Minimum	Maximum
114	2500	0	1

 M1IG44 - IG44 SR-TOTAL LOAN BIG EXPENSE-M1

Type	Code
Measurement Unit	numeric
M1IG44	Q44. In total, about how much was the loan(s)?
Logic	if Q41=1, ask Q44

			Frequency	% of total	% of valid
Valid	1	<\$1,000	9	0.34%	7.89%
	2	\$1,000-4,999	26	0.99%	22.81%
	3	\$5,000-9,999	23	0.88%	20.18%
	4	\$10,000-24,999	41	1.57%	35.96%
	5	\$25,000-49,999	10	0.38%	8.77%
	6	\$50,000+	5	0.19%	4.39%
		Total	114	4.36%	100%
Missing	97	Legitimate Skip	2500	95.64%	
		Total	2,500	95.64%	

Valid	Invalid	Minimum	Maximum
114	2500	1	6

 M1IG45A - IG45A SR-NEED FN SUPPORT-EDUC- M1

Type	Code
Measurement Unit	numeric
M1IG45A	Q45. Have you ever needed or wanted financial support to pay for the following major expenses? Q45a. Education beyond high school
Logic	if all S7Q4≠1, 2 or S7Q3a=0, ask Q45

			Frequency	% of total	% of valid
Valid	0	No	399	15.26%	45.91%
	1	Yes	470	17.98%	54.09%
		Total	869	33.24%	100%
Missing	.	Missing	32	1.22%	
	97	Legitimate Skip	1713	65.53%	
		Total	1,745	66.76%	

Valid	Invalid	Minimum	Maximum
869	1745	0	1

 M1IG45B - IG45B SR-NEED FN SUPPORT-HOME- M1

Type	Code
Measurement Unit	numeric
M1IG45B	Q45. Have you ever needed or wanted financial support to pay for the following major expenses? Q45b. Home
Logic	if all S7Q4≠1, 2 or S7Q3a=0, ask Q45

			Frequency	% of total	% of valid
Valid	0	No	503	19.24%	58.69%
	1	Yes	354	13.54%	41.31%
		Total	857	32.79%	100%
Missing	.	Missing	44	1.68%	
	97	Legitimate Skip	1713	65.53%	
		Total	1,757	67.21%	

Valid	Invalid	Minimum	Maximum
857	1757	0	1

 M1IG45C - IG45C SR-NEED FN SUPPORT-CAR- M1

Type	Code
Measurement Unit	numeric
M1IG45C	Q45. Have you ever needed or wanted financial support to pay for the following major expenses? Q45c. Car
Logic	if all S7Q4≠1, 2 or S7Q3a=0, ask Q45

			Frequency	% of total	% of valid
Valid	0	No	422	16.14%	48.45%
	1	Yes	449	17.18%	51.55%
	Total		871	33.32%	100%
Missing	.	Missing	30	1.15%	
	97	Legitimate Skip	1713	65.53%	
	Total		1,743	66.68%	

Valid	Invalid	Minimum	Maximum
871	1743	0	1

M1IG45D - IG45D SR-NEED FN SUPPORT-WEDDING- M1

Type	Code
Measurement Unit	numeric
M1IG45D	Q45. Have you ever needed or wanted financial support to pay for the following major expenses? Q45d. Wedding
Logic	if all S7Q4≠1, 2 or S7Q3a=0, ask Q45

			Frequency	% of total	% of valid
Valid	0	No	740	28.31%	88.1%
	1	Yes	100	3.83%	11.9%
	Total		840	32.13%	100%
Missing	.	Missing	61	2.33%	
	97	Legitimate Skip	1713	65.53%	
	Total		1,774	67.87%	

Valid	Invalid	Minimum	Maximum
840	1774	0	1

M1IG45E - IG45E SR-NEED FN SUPPORT-BUSINESS- M1

Type	Code
Measurement Unit	numeric

M1IG45E	Q45. Have you ever needed or wanted financial support to pay for the following major expenses? Q45e. Starting a business
Logic	if all S7Q4≠1, 2 or S7Q3a=0, ask Q45

			Frequency	% of total	% of valid
Valid	0	No	694	26.55%	81.94%
	1	Yes	153	5.85%	18.06%
	Total		847	32.4%	100%
Missing	.	Missing	54	2.07%	
	97	Legitimate Skip	1713	65.53%	
	Total		1,767	67.6%	

Valid	Invalid	Minimum	Maximum
847	1767	0	1

M1IG45F - IG45F SR-NEED FN SUPPORT-FAMILY- M1

Type	Code
Measurement Unit	numeric
M1IG45F	Q45. Have you ever needed or wanted financial support to pay for the following major expenses? Q45f. Start or add to your family (adoption, fertility costs)
Logic	if all S7Q4≠1, 2 or S7Q3a=0, ask Q45

			Frequency	% of total	% of valid
Valid	0	No	805	30.8%	95.72%
	1	Yes	36	1.38%	4.28%
	Total		841	32.17%	100%
Missing	.	Missing	60	2.3%	
	97	Legitimate Skip	1713	65.53%	
	Total		1,773	67.83%	

Valid	Invalid	Minimum	Maximum
841	1773	0	1

M1IG45G - IG45G SR-NEED FN SUPPORT-MEDICAL- M1

Type	Code
Measurement Unit	numeric

M1IG45G	Q45. Have you ever needed or wanted financial support to pay for the following major expenses? Q45g. Medical expenses (other than fertility expenses)
Logic	if all S7Q4≠1, 2 or S7Q3a=0, ask Q45

			Frequency	% of total	% of valid
Valid	0	No	639	24.45%	74.91%
	1	Yes	214	8.19%	25.09%
	Total		853	32.63%	100%
Missing	.	Missing	48	1.84%	
	97	Legitimate Skip	1713	65.53%	
	Total		1,761	67.37%	

Valid	Invalid	Minimum	Maximum
853	1761	0	1

 M1IG45H - IG45H SR-NEED FN SUPPORT-LIVING- M1

Type	Code
Measurement Unit	numeric
M1IG45H	Q45. Have you ever needed or wanted financial support to pay for the following major expenses? Q45h. Living expenses
Logic	if all S7Q4≠1, 2 or S7Q3a=0, ask Q45

			Frequency	% of total	% of valid
Valid	0	No	447	17.1%	51.62%
	1	Yes	419	16.03%	48.38%
	Total		866	33.13%	100%
Missing	.	Missing	35	1.34%	
	97	Legitimate Skip	1713	65.53%	
	Total		1,748	66.87%	

Valid	Invalid	Minimum	Maximum
866	1748	0	1

 M1IG45I - IG45I SR-NEED FN SUPPORT-OTHER- M1

Type	Code
Measurement Unit	numeric

M1IG45I	Q45. Have you ever needed or wanted financial support to pay for the following major expenses? Q45i. Other
Logic	if all S7Q4≠1, 2 or S7Q3a=0, ask Q45

			Frequency	% of total	% of valid
Valid	0	No	645	24.67%	77.9%
	1	Yes	183	7%	22.1%
		Total	828	31.68%	100%
Missing	.	Missing	73	2.79%	
	97	Legitimate Skip	1713	65.53%	
		Total	1,786	68.32%	

Valid	Invalid	Minimum	Maximum
828	1786	0	1

 M1IG46 - IG46 SR-LAST 12 MO PARENT HELP- M1

Type	Code
Measurement Unit	numeric
M1IG46	Q46. In the past 12 months did your parents spend time helping you with childcare, transportation, chores, errands or financial paperwork?
Logic	if all S7Q4≠1, 2 or S7Q3a=0, ask Q46

			Frequency	% of total	% of valid
Valid	1	Yes	212	8.11%	23.93%
	2	No	586	22.42%	66.14%
	3	Not applicable because my parents are deceased or unable to help due to poor health	88	3.37%	9.93%
		Total	886	33.89%	100%
Missing	.	Missing	15	0.57%	
	97	Legitimate Skip	1713	65.53%	
		Total	1,728	66.11%	

Valid	Invalid	Minimum	Maximum
886	1728	1	3

 M1IG47 - IG47 SR-LAST 12 MO OFTEN PARENT HELP- M1

Type	Code
Measurement Unit	numeric

M1IG47	Q47. About how often in the last 12 months did your parents spend time helping you with childcare, transportation, chores, errands or financial paperwork?
Logic	if Q46=1, ask Q47

			Frequency	% of total	% of valid
Valid	1	Daily	42	1.61%	19.81%
	2	Weekly	69	2.64%	32.55%
	3	Monthly	37	1.42%	17.45%
	4	Every 2 to 3 months	24	0.92%	11.32%
	5	Once or twice during the past 12 months	40	1.53%	18.87%
		Total	212	8.11%	100%
Missing	97	Legitimate Skip	2402	91.89%	
		Total	2,402	91.89%	

Valid	Invalid	Minimum	Maximum
212	2402	1	5

M1IG48 - IG48 SR-FN SUPPORT TO PARENTS- M1

Type	Code
Measurement Unit	numeric
M1IG48	Q48. Have you ever provided any financial support such as money, personal loans or gifts to your parents?
Logic	if all S7Q4≠1, 2 or S7Q3a=0, ask Q48

			Frequency	% of total	% of valid
Valid	0	No	551	21.08%	62.26%
	1	Yes	334	12.78%	37.74%
		Total	885	33.86%	100%
Missing	.	Missing	16	0.61%	
	97	Legitimate Skip	1713	65.53%	
		Total	1,729	66.14%	

Valid	Invalid	Minimum	Maximum
885	1729	0	1

M1IG49 - IG49 SR-TOTAL FN SUPPORT TO PARENTS - M1

Type	Code
Measurement Unit	numeric

M1IG49	Q49. Have you ever provided any financial support such as money, personal loans or gifts to your parents? In total, about how much was that?
Logic	if Q48=1, ask Q49

			Frequency	% of total	% of valid
Valid	1	<\$1,000	123	4.71%	36.94%
	2	\$1,000-4,999	122	4.67%	36.64%
	3	\$5,000-9,999	48	1.84%	14.41%
	4	\$10,000-24,999	22	0.84%	6.61%
	5	\$25,000-49,999	10	0.38%	3%
	6	\$50,000+	8	0.31%	2.4%
Total			333	12.74%	100%
Missing	.	Missing	1	0.04%	
	97	Legitimate Skip	2280	87.22%	
Total			2,281	87.26%	

Valid	Invalid	Minimum	Maximum
333	2281	1	6

 M1IG50 - IG50 SR-LAST 12 MO HELP PARENTS- M1

Type	Code
Measurement Unit	numeric
M1IG50	Q50. In the last 12 months, did you spend time helping your parents with errands, transportation, chores, health care, financial paperwork, or hands-on care?
Logic	if all S7Q4≠1, 2 or S7Q3a=0, ask Q50

			Frequency	% of total	% of valid
Valid	1	Yes	454	17.37%	51.42%
	2	No	364	13.93%	41.22%
	3	Not applicable because my parents are deceased	65	2.49%	7.36%
Total			883	33.78%	100%
Missing	.	Missing	18	0.69%	
	97	Legitimate Skip	1713	65.53%	
Total			1,731	66.22%	

Valid	Invalid	Minimum	Maximum
883	1731	1	3

 M1IG51 - IG51 SR-LAST 12 MO OFTEN HELP PARENT- M1

Type	Code
Measurement Unit	numeric
M1IG51	Q51. About how often in the last 12 months did you spend time helping your parents with errands, transportation, chores, health care, financial paperwork, or hands-on care?
Logic	if Q50=1, ask Q51

			Frequency	% of total	% of valid
Valid	1	Daily	82	3.14%	18.14%
	2	Weekly	145	5.55%	32.08%
	3	Monthly	95	3.63%	21.02%
	4	Every 2 to 3 months	64	2.45%	14.16%
	5	Once or twice during the past 12 months	66	2.52%	14.6%
		Total	452	17.29%	100%
Missing	.	Missing	2	0.08%	
	97	Legitimate Skip	2160	82.63%	
		Total	2,162	82.71%	

Valid	Invalid	Minimum	Maximum
452	2162	1	5

 M1IG52 - IG52 SR-LAST 12 MO PARENTS VISIT NUM- M1

Type	Code
Measurement Unit	numeric
M1IG52	Q52. How many of your parents can easily visit you?
Logic	if Q50≠3, 97, ask Q52

			Frequency	% of total	% of valid
Valid	0	0	145	5.55%	17.73%
	1	1	287	10.98%	35.09%
	2	2	352	13.47%	43.03%
	3	3	14	0.54%	1.71%
	4	4	14	0.54%	1.71%
	5	5	3	0.11%	0.37%
	6	6	0	0%	0%
	7	7	1	0.04%	0.12%
	8	8	0	0%	0%
	9	9	0	0%	0%
	10	10	0	0%	0%
	11	11	0	0%	0%
12	12	2	0.08%	0.24%	

		Total	818	31.29%	100%
Missing	.	missing	18	0.69%	
	997	Legitimate Skip	1778	68.02%	
		Total	1,796	68.71%	

Valid	Invalid	Minimum	Maximum
818	1796	0	12

 M1SB01 - SB01 CIS MEN: EVER SEXUAL ATTRACT- M1

Type	Code
Measurement Unit	Numeric
M1SB01	Q1. Have you ever been sexually attracted to cisgender men?

			Frequency	% of total	% of valid
Valid	0	No	941	36%	36.83%
	1	Yes	1614	61.74%	63.17%
		Total	2,555	97.74%	100%
Missing	.	Missing	59	2.26%	
		Total	59	2.26%	

Valid	Invalid	Minimum	Maximum
2555	59	0	1

 M1SB02 - SB02 CIS MEN: RELATIONSHIP EVER- M1

Type	Code
Measurement Unit	Numeric
M1SB02	Q2. Have you ever had a romantic and/or sexual relationship with a cisgender man?

			Frequency	% of total	% of valid
Valid	0	No	914	34.97%	35.9%
	1	Yes	1632	62.43%	64.1%
		Total	2,546	97.4%	100%
Missing	.	Missing	68	2.6%	
		Total	68	2.6%	

Valid	Invalid	Minimum	Maximum
2546	68	0	1

 M1SB03A - SB03A CIS MEN: 17YRS OR YOUNGER- M1

Type	Code
Measurement Unit	Numeric
M1SB03A	Q3. During which of the following periods of your life did you have a romantic and/or sexual relationship with a cisgender man? When you were...? Q3a. 17 years or younger
Logic	if Q2=1, ask Q3

			Frequency	% of total	% of valid
Valid	0	No	366	14%	23.46%
	1	Yes	1194	45.68%	76.54%
		Total	1,560	59.68%	100%
Missing	.	Missing	72	2.75%	
	97	Legitimate Skip	982	37.57%	
		Total	1,054	40.32%	

Valid	Invalid	Minimum	Maximum
1560	1054	0	1

 M1SB03B - SB03B CIS MEN: 18-25YRS- M1

Type	Code
Measurement Unit	Numeric
M1SB03B	Q3. During which of the following periods of your life did you have a romantic and/or sexual relationship with a cisgender man? When you were...? Q3b. 18-25 years old
Logic	if Q2=1, ask Q3

			Frequency	% of total	% of valid
Valid	0	No	62	2.37%	3.88%
	1	Yes	1535	58.72%	96.12%
		Total	1,597	61.09%	100%
Missing	.	Missing	35	1.34%	
	97	Legitimate Skip	982	37.57%	
		Total	1,017	38.91%	

Valid	Invalid	Minimum	Maximum
1597	1017	0	1

 M1SB03C - SB03C CIS MEN: 26YRS OR OLDER- M1

Type	Code
Measurement Unit	Numeric
M1SB03C	Q3. During which of the following periods of your life did you have a romantic and/or sexual relationship with a cisgender man? When you were...? Q3c. 26 and older
Logic	if Q2=1, ask Q3

			Frequency	% of total	% of valid
Valid	0	No	75	2.87%	4.71%
	1	Yes	1519	58.11%	95.29%
	Total		1,594	60.98%	100%
Missing	.	Missing	38	1.45%	
	97	Legitimate Skip	982	37.57%	
	Total		1,020	39.02%	


Valid	Invalid	Minimum	Maximum
1594	1020	0	1

 M1SB04 - SB04 CIS MEN: PAST 5YRS TOTAL SEX- M1

Type	Code
Measurement Unit	Numeric
M1SB04	Q4. With how many cisgender men have you had sex in the past 5 years, even if only one time? By sex we mean oral, vaginal, or anal sex or other sexual touching.
Logic	if any Q3=1, ask Q4

			Frequency	% of total	% of valid
Valid	0	0	122	4.67%	7.53%
	1	1	928	35.5%	57.25%
	2	2	206	7.88%	12.71%
	3	3 or more	365	13.96%	22.52%
	Total		1,621	62.01%	100%
Missing	97	Legitimate Skip	993	37.99%	
	Total		993	37.99%	

Valid	Invalid	Minimum	Maximum
1621	993	0	3

 M1SB05 - SB05 CIS MEN: CURR SEXUAL ATTRACT- M1

Type	Code
------	------

Measurement Unit	Numeric
M1SB05	Q5. Are you currently sexually attracted to cisgender men?
Logic	if Q1=1. ask Q5

			Frequency	% of total	% of valid
Valid	0	No	90	3.44%	5.59%
	1	Yes	1520	58.15%	94.41%
Total			1,610	61.59%	100%
Missing	.	Missing	4	0.15%	
	97	Legitimate Skip	1000	38.26%	
Total			1,004	38.41%	

Valid	Invalid	Minimum	Maximum
1610	1004	0	1

M1SB06 - SB06 CIS WOMEN: EVER SEXUAL ATTRACT- M1

Type	Code
Measurement Unit	Numeric
M1SB06	Q6. Have you ever been sexually attracted to cisgender women?

			Frequency	% of total	% of valid
Valid	0	No	1386	53.02%	54.1%
	1	Yes	1176	44.99%	45.9%
Total			2,562	98.01%	100%
Missing	.	Missing	52	1.99%	
		Total	52	1.99%	

Valid	Invalid	Minimum	Maximum
2562	52	0	1


M1SB07 - SB07 CIS WOMEN: RELATIONSHIP EVER- M1

Type	Code
Measurement Unit	Numeric
M1SB07	Q7. Have you ever had a romantic and/or sexual relationship with a cisgender woman?

			Frequency	% of total	% of valid
Valid	0	No	1586	60.67%	62.07%
	1	Yes	969	37.07%	37.93%
Total			2,555	97.74%	100%

Missing	.	Missing	59	2.26%	
		Total	59	2.26%	


Valid	Invalid	Minimum	Maximum
2555	59	0	1

 M1SB08A - SB08A CIS WOMEN: 17YRS OR YOUNGER- M1

Type	Code
Measurement Unit	Numeric
M1SB08A	Q8. During which of the following periods of your life did you have a romantic and/or sexual relationship with a cisgender woman? When you were...? Q8a. 17 years or younger
Logic	if Q7=1, ask Q8

			Frequency	% of total	% of valid
Valid	0	No	417	15.95%	45.57%
	1	Yes	498	19.05%	54.43%
		Total	915	35%	100%
Missing	.	Missing	54	2.07%	
	97	Legitimate Skip	1645	62.93%	
		Total	1,699	65%	

Valid	Invalid	Minimum	Maximum
915	1699	0	1

 M1SB08B - SB08B CIS WOMEN: 18-25YRS- M1

Type	Code
Measurement Unit	Numeric
M1SB08B	Q8. During which of the following periods of your life did you have a romantic and/or sexual relationship with a cisgender woman? When you were...? Q8b. 18-25 years old
Logic	if Q7=1, ask Q8

			Frequency	% of total	% of valid
Valid	0	No	142	5.43%	14.95%
	1	Yes	808	30.91%	85.05%
		Total	950	36.34%	100%
Missing	.	Missing	19	0.73%	
	97	Legitimate Skip	1645	62.93%	
		Total	1,664	63.66%	

Valid	Invalid	Minimum	Maximum
950	1664	0	1

M1SB08C - SB08C CIS WOMEN: 26YRS OR OLDER- M1

Type	Code
Measurement Unit	Numeric
M1SB08C	Q8. During which of the following periods of your life did you have a romantic and/or sexual relationship with a cisgender woman? When you were...? Q8c. 26 and older
Logic	if Q7=1, ask Q8

			Frequency	% of total	% of valid
Valid	0	No	211	8.07%	22.47%
	1	Yes	728	27.85%	77.53%
		Total	939	35.92%	100%
Missing	.	Missing	30	1.15%	
	97	Legitimate Skip	1645	62.93%	
		Total	1,675	64.08%	

Valid	Invalid	Minimum	Maximum
939	1675	0	1

M1SB09 - SB09 CIS WOMEN: PAST 5YR TOTAL SEX- M1

Type	Code
Measurement Unit	Numeric
M1SB09	Q9. With how many cisgender women have you had sex in the past 5 years, even if only one time? By sex we mean oral, vaginal, or anal sex or other sexual touching.
Logic	if any Q8=1, ask Q9

			Frequency	% of total	% of valid
Valid	0	0	308	11.78%	32.25%
	1	1	404	15.46%	42.3%
	2	2	85	3.25%	8.9%
	3	3 or more	158	6.04%	16.54%
		Total	955	36.53%	100%
Missing	.	Missing	1	0.04%	
	97	Legitimate Skip	1658	63.43%	
		Total	1,659	63.47%	

Valid	Invalid	Minimum	Maximum
955	1659	0	3

 M1SB10 - SB10 CIS WOMEN: CURR SEXUAL ATTRACT- M1

Type	Code
Measurement Unit	Numeric
M1SB10	Q10. Are you currently sexually attracted to cisgender women?
Logic	if Q6=1, ask Q10

			Frequency	% of total	% of valid
Valid	0	No	274	10.48%	23.4%
	1	Yes	897	34.32%	76.6%
	Total		1,171	44.8%	100%
Missing	.	Missing	5	0.19%	
	97	Legitimate Skip	1438	55.01%	
	Total		1,443	55.2%	

Valid	Invalid	Minimum	Maximum
1171	1443	0	1

 M1SB11 - SB11 TRANS MEN: EVER SEXUAL ATTRACT- M1

Type	Code
Measurement Unit	Numeric
M1SB11	Q11. Have you ever been sexually attracted to transgender men?

			Frequency	% of total	% of valid
Valid	0	No	2408	92.12%	93.77%
	1	Yes	160	6.12%	6.23%
	Total		2,568	98.24%	100%
Missing	.	Missing	46	1.76%	
	Total		46	1.76%	

Valid	Invalid	Minimum	Maximum
2568	46	0	1

 M1SB12 - SB12 TRANS MEN: RELATIONSHIP EVER- M1

Type	Code
Measurement Unit	Numeric

M1SB12	Q12. Have you ever had a romantic and/or sexual relationship with a transgender man?
--------	--

			Frequency	% of total	% of valid
Valid	0	No	2530	96.79%	98.44%
	1	Yes	40	1.53%	1.56%
		Total	2,570	98.32%	100%
Missing	.	Missing	44	1.68%	
			Total	44	1.68%


Valid	Invalid	Minimum	Maximum
2570	44	0	1

 M1SB13A - SB13A TRANS MEN: 17YRS OR YOUNGER- M1

Type	Code
Measurement Unit	Numeric
M1SB13A	Q13. During which of the following periods of your life did you have a romantic and/or sexual relationship with a transgender man? When you were... Q13a. 17 years or younger
Logic	if Q12=1, ask Q13

			Frequency	% of total	% of valid
Valid	0	No	30	1.15%	81.08%
	1	Yes	7	0.27%	18.92%
		Total	37	1.42%	100%
Missing	.	Missing	3	0.11%	
	97	Legitimate Skip	2574	98.47%	
		Total	2,577	98.58%	

Valid	Invalid	Minimum	Maximum
37	2577	0	1

 M1SB13B - SB13B TRANS MEN: 18-25YRS- M1

Type	Code
Measurement Unit	Numeric
M1SB13B	Q13. During which of the following periods of your life did you have a romantic and/or sexual relationship with a transgender man? When you were... Q13b. 18-25 years old

Logic	if Q12=1, ask Q13
-------	-------------------

			Frequency	% of total	% of valid
Valid	0	No	25	0.96%	71.43%
	1	Yes	10	0.38%	28.57%
		Total	35	1.34%	100%
Missing	.	Missing	5	0.19%	
	97	Legitimate Skip	2574	98.47%	
		Total	2,579	98.66%	

Valid	Invalid	Minimum	Maximum
35	2579	0	1

M1SB13C - SB13C TRANS MEN: 26YRS OR OLDER- M1

Type	Code
Measurement Unit	Numeric
M1SB13C	Q13. During which of the following periods of your life did you have a romantic and/or sexual relationship with a transgender man? When you were... Q13c. 26 and older
Logic	if Q12=1, ask Q13

			Frequency	% of total	% of valid
Valid	0	No	14	0.54%	35%
	1	Yes	26	0.99%	65%
		Total	40	1.53%	100%
Missing	97	Legitimate Skip	2574	98.47%	
			Total	2,574	98.47%

Valid	Invalid	Minimum	Maximum
40	2574	0	1

M1SB14 - SB14 TRANS MEN: PAST 5YR TOTAL SEX- M1

Type	Code
Measurement Unit	Numeric
M1SB14	Q14. With how many transgender men have you had sex in the past 5 years, even if only one time? By sex we mean oral, vaginal, or anal sex or other sexual touching.
Logic	if any Q13=1, ask Q14

			Frequency	% of total	% of valid
--	--	--	-----------	------------	------------

Valid	0	0	13	0.5%	40.63%
	1	1	13	0.5%	40.63%
	2	2	4	0.15%	12.5%
	3	3 or more	2	0.08%	6.25%
		Total	32	1.22%	100%
Missing	97	Legitimate Skip	2582	98.78%	
		Total	2,582	98.78%	

Valid	Invalid	Minimum	Maximum
32	2582	0	3

 M1SB15 - SB15 TRANS MEN: CURR SEXUAL ATTRACT- M1

Type	Code
Measurement Unit	Numeric
M1SB15	Q15. Are you currently sexually attracted to transgender men?
Logic	if Q11=1, ask Q15

			Frequency	% of total	% of valid
Valid	0	No	43	1.64%	27.04%
	1	Yes	116	4.44%	72.96%
		Total	159	6.08%	100%
Missing	.	Missing	1	0.04%	
	97	Legitimate Skip	2454	93.88%	
		Total	2,455	93.92%	

Valid	Invalid	Minimum	Maximum
159	2455	0	1

 M1SB16 - SB16 TRANS WOMEN: EVER SEX ATTRACT- M1

Type	Code
Measurement Unit	Numeric
M1SB16	Q16. Have you ever been sexually attracted to transgender women?

			Frequency	% of total	% of valid
Valid	0	No	2370	90.67%	92.65%
	1	Yes	188	7.19%	7.35%
		Total	2,558	97.86%	100%
Missing	.	Missing	56	2.14%	
		Total	56	2.14%	

Valid	Invalid	Minimum	Maximum
2558	56	0	1

M1SB17 - SB17 TRANS WOMEN: RELATIONSHIP EVER- M1

Type	Code
Measurement Unit	Numeric
M1SB17	Q17. Have you ever had a romantic and/or sexual relationship with a transgender woman?

			Frequency	% of total	% of valid
Valid	0	No	2514	96.17%	98.36%
	1	Yes	42	1.61%	1.64%
		Total	2,556	97.78%	100%
Missing	.	Missing	58	2.22%	
		Total	58	2.22%	

Valid	Invalid	Minimum	Maximum
2556	58	0	1

M1SB18A - SB18A TRANS WOMEN: 17YRS OR YOUNGER- M1

Type	Code
Measurement Unit	Numeric
M1SB18A	Q18. During which of the following periods of your life did you have a romantic and/or sexual relationship with a transgender woman? When you were...? Q18a. 17 years or younger
Logic	if Q17=1, ask Q18

			Frequency	% of total	% of valid
Valid	0	No	37	1.42%	94.87%
	1	Yes	2	0.08%	5.13%
		Total	39	1.49%	100%
Missing	.	Missing	3	0.11%	
	97	Legitimate Skip	2572	98.39%	
		Total	2,575	98.51%	

Valid	Invalid	Minimum	Maximum
39	2575	0	1

M1SB18B - SB18B TRANS WOMEN: 18-25YRS- M1

Type	Code
Measurement Unit	Numeric
M1SB18B	Q18. During which of the following periods of your life did you have a romantic and/or sexual relationship with a transgender woman? When you were...? Q18b. 18-25 years old
Logic	if Q17=1, ask Q18

			Frequency	% of total	% of valid
Valid	0	No	21	0.8%	52.5%
	1	Yes	19	0.73%	47.5%
	Total		40	1.53%	100%
Missing	.	Missing	2	0.08%	
	97	Legitimate Skip	2572	98.39%	
	Total		2,574	98.47%	

Valid	Invalid	Minimum	Maximum
40	2574	0	1

M1SB18C - SB18C TRANS WOMEN: 26YRS OR OLDER- M1

Type	Code
Measurement Unit	Numeric
M1SB18C	Q18. During which of the following periods of your life did you have a romantic and/or sexual relationship with a transgender woman? When you were...? Q18c. 26 and older
Logic	if Q17=1, ask Q18

			Frequency	% of total	% of valid
Valid	0	No	17	0.65%	41.46%
	1	Yes	24	0.92%	58.54%
	Total		41	1.57%	100%
Missing	.	Missing	1	0.04%	
	97	Legitimate Skip	2572	98.39%	
	Total		2,573	98.43%	

Valid	Invalid	Minimum	Maximum
41	2573	0	1

M1SB19 - SB19 TRANS WOMEN: PAST 5YR TOTAL SEX- M1

Type	Code
Measurement Unit	Numeric
M1SB19	Q19. With how many transgender women have you had sex in the past 5 years, even if only one time? By sex we mean oral, vaginal, or anal sex or other sexual touching.
Logic	if any Q18=1, ask Q19

			Frequency	% of total	% of valid
Valid	0	0	18	0.69%	52.94%
	1	1	8	0.31%	23.53%
	2	2	4	0.15%	11.76%
	3	3 or more	4	0.15%	11.76%
		Total	34	1.3%	100%
Missing	97	Legitimate Skip	2580	98.7%	
		Total	2,580	98.7%	

Valid	Invalid	Minimum	Maximum
34	2580	0	3

 M1SB20 - SB20 TRANS WOMEN: CURR SEXUAL ATTRACT-M1

Type	Code
Measurement Unit	Numeric
M1SB20	Q20. Are you currently sexually attracted to transgender women?
Logic	if Q16=1, ask Q20

			Frequency	% of total	% of valid
Valid	0	No	57	2.18%	30.48%
	1	Yes	130	4.97%	69.52%
		Total	187	7.15%	100%
Missing	.	Missing	1	0.04%	
	97	Legitimate Skip	2426	92.81%	
		Total	2,427	92.85%	

Valid	Invalid	Minimum	Maximum
187	2427	0	1

 M1SB21 - SB21 NB/GQ MEN: EVER SEX ATTRACT- M1

Type	Code
Measurement Unit	Numeric

M1SB21	Q21. Have you ever been sexually attracted to genderqueer or gender non-binary individuals who were assigned male sex at birth?
--------	---

			Frequency	% of total	% of valid
Valid	0	No	2385	91.24%	92.95%
	1	Yes	181	6.92%	7.05%
		Total	2,566	98.16%	100%
Missing	.	Missing	48	1.84%	
			Total	48	1.84%


Valid	Invalid	Minimum	Maximum
2566	48	0	1

 M1SB22 - SB22 NB/GQ MEN: RELATIONSHIP EVER- M1

Type	Code
Measurement Unit	Numeric
M1SB22	Q22. Have you ever had a romantic and/or sexual relationship with a genderqueer or gender non-binary individual who was assigned male sex at birth?

			Frequency	% of total	% of valid
Valid	0	No	2518	96.33%	98.51%
	1	Yes	38	1.45%	1.49%
		Total	2,556	97.78%	100%
Missing	.	Missing	58	2.22%	
			Total	58	2.22%

Valid	Invalid	Minimum	Maximum
2556	58	0	1


 M1SB23A - SB23A NB/GQ MEN: 17YRS OR YOUNGER- M1

Type	Code
Measurement Unit	Numeric
M1SB23A	Q23. During which of the following periods of your life did you have a romantic and/or sexual relationship with a genderqueer or gender non-binary individual who was assigned male at birth? When you were...? Q23a. 17 years or younger
Logic	if Q22=1, ask Q23

			Frequency	% of total	% of valid
--	--	--	-----------	------------	------------

Valid	0	No	28	1.07%	80%
	1	Yes	7	0.27%	20%
		Total	35	1.34%	100%
Missing	.	Missing	3	0.11%	
	97	Legitimate Skip	2576	98.55%	
		Total	2,579	98.66%	

Valid	Invalid	Minimum	Maximum
35	2579	0	1

 M1SB23B - SB23B NB/GQ MEN: 18-25YRS- M1

Type	Code
Measurement Unit	Numeric
M1SB23B	Q23. During which of the following periods of your life did you have a romantic and/or sexual relationship with a genderqueer or gender non-binary individual who was assigned male at birth? When you were...? Q23b. 18-25 years old
Logic	if Q22=1, ask Q23

			Frequency	% of total	% of valid
Valid	0	No	24	0.92%	66.67%
	1	Yes	12	0.46%	33.33%
		Total	36	1.38%	100%
Missing	.	Missing	2	0.08%	
	97	Legitimate Skip	2576	98.55%	
		Total	2,578	98.62%	

Valid	Invalid	Minimum	Maximum
36	2578	0	1

 M1SB23C - SB23C NB/GQ MEN: 26YRS OR OLDER- M1

Type	Code
Measurement Unit	Numeric
M1SB23C	Q23. During which of the following periods of your life did you have a romantic and/or sexual relationship with a genderqueer or gender non-binary individual who was assigned male at birth? When you were...? Q23c. 26 and older
Logic	if Q22=1, ask Q23

			Frequency	% of total	% of valid
--	--	--	-----------	------------	------------

Valid	0	No	18	0.69%	47.37%
	1	Yes	20	0.77%	52.63%
		Total	38	1.45%	100%
Missing	97	Legitimate Skip	2576	98.55%	
		Total	2,576	98.55%	

Valid	Invalid	Minimum	Maximum
38	2576	0	1

 M1SB24 - SB24 NB/GQ MEN: PAST 5YR TOTAL SEX- M1

Type	Code
Measurement Unit	Numeric
M1SB24	Q24. With how many genderqueer or gender non-binary individuals who were assigned male at birth have you had sex in the past 5 years, even if only one time? By sex we mean oral, vaginal, or anal sex or other sexual touching.
Logic	if any Q23=1, ask Q24

			Frequency	% of total	% of valid
Valid	0	0	16	0.61%	51.61%
	1	1	7	0.27%	22.58%
	2	2	4	0.15%	12.9%
	3	3 or more	4	0.15%	12.9%
		Total	31	1.19%	100%
Missing	97	Legitimate Skip	2583	98.81%	
		Total	2,583	98.81%	

Valid	Invalid	Minimum	Maximum
31	2583	0	3

 M1SB25 - SB25 NB/GQ MEN: CURR SEXUAL ATTRACT- M1

Type	Code
Measurement Unit	Numeric
M1SB25	Q25. Are you currently sexually attracted to genderqueer or gender non-binary individuals who were assigned male sex at birth?
Logic	if Q21=1, ask Q25

			Frequency	% of total	% of valid
Valid	0	No	60	2.3%	33.52%
	1	Yes	119	4.55%	66.48%
		Total	179	6.85%	100%

Missing	.	Missing	2	0.08%	
	97	Legitimate Skip	2433	93.08%	
		Total	2,435	93.15%	

Valid	Invalid	Minimum	Maximum
179	2435	0	1

 M1SB26 - SB26 NB/GQ WOMEN: EVER SEXUAL ATTRACT-M1

Type	Code
Measurement Unit	Numeric
M1SB26	Q26. Have you ever been sexually attracted to genderqueer or gender non-binary individuals who were assigned female sex at birth?

			Frequency	% of total	% of valid
Valid	0	No	2347	89.79%	91.61%
	1	Yes	215	8.22%	8.39%
		Total	2,562	98.01%	100%
Missing	.	Missing	52	1.99%	
		Total	52	1.99%	

Valid	Invalid	Minimum	Maximum
2562	52	0	1

 M1SB27 - SB27 NB/GQ WOMEN: RELATIONSHIP EVER-M1

Type	Code
Measurement Unit	Numeric
M1SB27	Q27. Have you ever had a romantic and/or sexual relationship with a genderqueer or gender non-binary individual who was assigned female sex at birth?

			Frequency	% of total	% of valid
Valid	0	No	2508	95.94%	97.89%
	1	Yes	54	2.07%	2.11%
		Total	2,562	98.01%	100%
Missing	.	Missing	52	1.99%	
		Total	52	1.99%	

Valid	Invalid	Minimum	Maximum
2562	52	0	1

 M1SB28A - SB28A NB/GQ WOMEN: 17YRS OR YOUNGER- M1

Type	Code
Measurement Unit	Numeric
M1SB28A	Q28. During which of the following periods of your life did you have a romantic and/or sexual relationship with a genderqueer or gender non-binary individual who was assigned female at birth? When you were....? Q28a. 17 years or younger
Logic	if Q27=1, ask Q28

			Frequency	% of total	% of valid
Valid	0	No	39	1.49%	78%
	1	Yes	11	0.42%	22%
	Total		50	1.91%	100%
Missing	.	Missing	4	0.15%	
	97	Legitimate Skip	2560	97.93%	
	Total		2,564	98.09%	

Valid	Invalid	Minimum	Maximum
50	2564	0	1

 M1SB28B - SB28B NB/GQ WOMEN: 18-25YRS- M1

Type	Code
Measurement Unit	Numeric
M1SB28B	Q28. During which of the following periods of your life did you have a romantic and/or sexual relationship with a genderqueer or gender non-binary individual who was assigned female at birth? When you were....? Q28b. 18-25 years old
Logic	if Q27=1, ask Q28

			Frequency	% of total	% of valid
Valid	0	No	21	0.8%	41.18%
	1	Yes	30	1.15%	58.82%
	Total		51	1.95%	100%
Missing	.	Missing	3	0.11%	
	97	Legitimate Skip	2560	97.93%	
	Total		2,563	98.05%	

Valid	Invalid	Minimum	Maximum
51	2563	0	1

 M1SB28C - SB28C NB/GQ WOMEN: 26YRS OR OLDER- M1

Type	Code
Measurement Unit	Numeric
M1SB28C	Q28. During which of the following periods of your life did you have a romantic and/or sexual relationship with a genderqueer or gender non-binary individual who was assigned female at birth? When you were....? Q28c. 26 and older
Logic	if Q27=1, ask Q28

			Frequency	% of total	% of valid
Valid	0	No	22	0.84%	42.31%
	1	Yes	30	1.15%	57.69%
		Total	52	1.99%	100%
Missing	.	Missing	2	0.08%	
	97	Legitimate Skip	2560	97.93%	
		Total	2,562	98.01%	

Valid	Invalid	Minimum	Maximum
52	2562	0	1

 M1SB29 - SB29 NB/GQ WOMEN: PAST 5YR TOTAL SEX- M1

Type	Code
Measurement Unit	Numeric
M1SB29	Q29. With how many genderqueer or gender non-binary individuals who were assigned female at birth have you had sex in the past 5 years, even if only one time? By sex we mean oral, vaginal, or anal sex or other sexual touching.
Logic	if any Q28=1, ask Q29

			Frequency	% of total	% of valid
Valid	0	0	24	0.92%	51.06%
	1	1	17	0.65%	36.17%
	2	2	3	0.11%	6.38%
	3	3 or more	3	0.11%	6.38%
		Total	47	1.8%	100%
Missing	.	Missing	1	0.04%	
	97	Legitimate Skip	2566	98.16%	
		Total	2,567	98.2%	

Valid	Invalid	Minimum	Maximum
47	2567	0	3

 M1SB30 - SB30 NB/GQ WOMEN: CURR SEXUAL ATTRACT-M1

Type	Code
Measurement Unit	Numeric
M1SB30	Q30. Are you currently sexually attracted to genderqueer or gender non-binary individuals who were assigned female at birth?
Logic	if Q26=1, ask Q30

			Frequency	% of total	% of valid
Valid	0	No	56	2.14%	26.17%
	1	Yes	158	6.04%	73.83%
	Total		214	8.19%	100%
Missing	.	Missing	1	0.04%	
	97	Legitimate Skip	2399	91.78%	
	Total		2,400	91.81%	

Valid	Invalid	Minimum	Maximum
214	2400	0	1

 M1PA01 - PA01 NUM OF PARENT FIGURES BF 26YR- M1

Type	Code
Measurement Unit	Numeric
M1PA01	Q1. Before the age of 26, how many parental figures did you have?

			Frequency	% of total	% of valid
Valid	0	0	54	2.07%	2.1%
	1	1	202	7.73%	7.87%
	2	2	1636	62.59%	63.71%
	3	3	236	9.03%	9.19%
	4	4	261	9.98%	10.16%
	5	5	75	2.87%	2.92%
	6	6	54	2.07%	2.1%
	7	7	18	0.69%	0.7%
	8	8	13	0.5%	0.51%
	9	9	4	0.15%	0.16%
	10	10	15	0.57%	0.58%
		Total	2,568	98.24%	100%
Missing	.	Missing	46	1.76%	

	Total	46	1.76%
--	-------	----	-------

Valid	Invalid	Minimum	Maximum
2568	46	0	10

 M1PA02 - PA02 RELATIONSHIP PARENT1- M1

Type	Code
Measurement Unit	Numeric
M1PA02	Q2. What is [PARENT1]'s relationship to you?
Logic	if Q1≥1, ask Q2

			Frequency	% of total	% of valid
Valid	1	Mother	1517	58.03%	60.63%
	2	Stepmother	8	0.31%	0.32%
	3	Grandmother	81	3.1%	3.24%
	4	Aunt	13	0.5%	0.52%
	5	Father	829	31.71%	33.13%
	6	Stepfather	16	0.61%	0.64%
	7	Grandfather	8	0.31%	0.32%
	8	Uncle	0	0%	0%
	9	Someone else	30	1.15%	1.2%
	Total		2,502	95.72%	100%
Missing	.	Missing	12	0.46%	
	97	Legitimate Skip	100	3.83%	
		Total	112	4.28%	

Valid	Invalid	Minimum	Maximum
2502	112	1	9

 M1PA03 - PA03 RELATIONSHIP PARENT2- M1

Type	Code
Measurement Unit	Numeric
M1PA03	Q3. What is [PARENT2]'s relationship to you?
Logic	if Q1≥2, ask Q3

	Frequency	% of total	% of valid
--	-----------	------------	------------

Valid	1	Mother	806	30.83%	35.09%
	2	Stepmother	42	1.61%	1.83%
	3	Grandmother	76	2.91%	3.31%
	4	Aunt	21	0.8%	0.91%
	5	Father	1008	38.56%	43.88%
	6	Stepfather	234	8.95%	10.19%
	7	Grandfather	42	1.61%	1.83%
	8	Uncle	6	0.23%	0.26%
	9	Someone else	62	2.37%	2.7%
		Total	2,297	87.87%	100%
Missing	.	Missing	15	0.57%	
	97	Legitimate Skip	302	11.55%	
		Total	317	12.13%	


Valid	Invalid	Minimum	Maximum
2297	317	1	9

 M1PA04 - PA04 1ST CIS MAN: PARENT WHO KNEW - M1

Type	Code
Measurement Unit	Numeric
M1PA04	Q4. When you first started dating cisgender men, which of your parental figures were aware that you were dating cisgender men? Cisgender men identify as men and were assigned male sex at birth.
Logic	if S15Q2=1 and Q1≥2, ask Q4

			Frequency	% of total	% of valid
Valid	1	[PARENT1] and [PARENT2]	1088	41.62%	73.12%
	2	Only [PARENT1]	148	5.66%	9.95%
	3	Only [PARENT2]	47	1.8%	3.16%
	4	Neither [PARENT1] nor [PARENT2]	205	7.84%	13.78%
		Total	1,488	56.92%	100%
Missing	.	Missing	5	0.19%	
	97	Legitimate Skip	1121	42.88%	
		Total	1,126	43.08%	


Valid	Invalid	Minimum	Maximum
1488	1126	1	4

 M1PA05A - PA05A 1ST CIS MAN: P1-POSITIVE THING-M1

Type	Code
Measurement Unit	Numeric
M1PA05A	Q5. When you first started dating cisgender men, how often did [PARENT1]: Q5a. Say positive things about them?
Logic	if Q4=1, 2, ask Q5

			Frequency	% of total	% of valid
Valid	1	Never	115	4.4%	9.36%
	2	Rarely	225	8.61%	18.31%
	3	Sometimes	477	18.25%	38.81%
	4	Often	412	15.76%	33.52%
		Total	1,229	47.02%	100%
Missing	.	Missing	7	0.27%	
	97	Legitimate Skip	1378	52.72%	
		Total	1,385	52.98%	


Valid	Invalid	Minimum	Maximum
1229	1385	1	4

 M1PA05B - PA05B 1ST CIS MAN: P1-EXPRES INTREST-M1

Type	Code
Measurement Unit	Numeric
M1PA05B	Q5. When you first started dating cisgender men, how often did [PARENT1]: Q5b. Express interest in really getting to know them?
Logic	if Q4=1, 2, ask Q5

			Frequency	% of total	% of valid
Valid	1	Never	120	4.59%	9.76%
	2	Rarely	249	9.53%	20.26%
	3	Sometimes	409	15.65%	33.28%
	4	Often	451	17.25%	36.7%
		Total	1,229	47.02%	100%
Missing	.	Missing	7	0.27%	
	97	Legitimate Skip	1378	52.72%	
		Total	1,385	52.98%	

Valid	Invalid	Minimum	Maximum
1229	1385	1	4

 M1PA05C - PA05C 1ST CIS MAN: P1- JOIN FAM- M1

Type	Code
Measurement Unit	Numeric
M1PA05C	Q5. When you first started dating cisgender men, how often did [PARENT1]: Q5c. Invite them to join family meals, activities, or events?
Logic	if Q4=1, 2, ask Q5

			Frequency	% of total	% of valid
Valid	1	Never	189	7.23%	15.45%
	2	Rarely	232	8.88%	18.97%
	3	Sometimes	382	14.61%	31.23%
	4	Often	420	16.07%	34.34%
		Total	1,223	46.79%	100%
Missing	.	Missing	13	0.5%	
	97	Legitimate Skip	1378	52.72%	
		Total	1,391	53.21%	

Valid	Invalid	Minimum	Maximum
1223	1391	1	4

M1PA05D - PA05D 1ST CIS MAN: P1-ASK POS QUES- M1

Type	Code
Measurement Unit	Numeric
M1PA05D	Q5. When you first started dating cisgender men, how often did [PARENT1]: Q5d. Ask you questions about your relationships in a curious, caring, and non-judgmental manner?
Logic	if Q4=1, 2, ask Q5

			Frequency	% of total	% of valid
Valid	1	Never	202	7.73%	16.52%
	2	Rarely	256	9.79%	20.93%
	3	Sometimes	379	14.5%	30.99%
	4	Often	386	14.77%	31.56%
		Total	1,223	46.79%	100%
Missing	.	Missing	13	0.5%	
	97	Legitimate Skip	1378	52.72%	
		Total	1,391	53.21%	

Valid	Invalid	Minimum	Maximum
1223	1391	1	4

 M1PA06 - PA06 1ST CIS MAN: P1-ACCEPTING- M1

Type	Code
Measurement Unit	Numeric
M1PA06	Q6. When you first started dating cisgender men, how accepting of this was [PARENT1]?
Logic	if Q4=1, 2, ask Q6

			Frequency	% of total	% of valid
Valid	1	Not at all accepting	63	2.41%	5.12%
	2	A little accepting	114	4.36%	9.27%
	3	Somewhat accepting	177	6.77%	14.39%
	4	Quite a bit accepting	178	6.81%	14.47%
	5	Completely accepting	698	26.7%	56.75%
		Total	1,230	47.05%	100%
Missing	.	Missing	6	0.23%	
	97	Legitimate Skip	1378	52.72%	
		Total	1,384	52.95%	

Valid	Invalid	Minimum	Maximum
1230	1384	1	5

 M1PA07A - PA07A 1ST CIS MAN: P2-POSITIVE THING-M1

Type	Code
Measurement Unit	Numeric
M1PA07A	Q7. When you first started dating cisgender men, how often did [PARENT2]: Q7a. Say positive things about them?
Logic	if Q4=1, 3, ask Q7

			Frequency	% of total	% of valid
Valid	1	Never	148	5.66%	13.17%
	2	Rarely	246	9.41%	21.89%
	3	Sometimes	426	16.3%	37.9%
	4	Often	304	11.63%	27.05%
		Total	1,124	43%	100%
Missing	.	Missing	11	0.42%	
	97	Legitimate Skip	1479	56.58%	
		Total	1,490	57%	

Valid	Invalid	Minimum	Maximum

1124	1490	1	4
------	------	---	---

M1PA07B - PA07B 1ST CIS MAN: P2-EXPRES INTREST-M1

Type	Code
Measurement Unit	Numeric
M1PA07B	Q7. When you first started dating cisgender men, how often did [PARENT2]: Q7b. Express interest in really getting to know them?
Logic	if Q4=1, 3, ask Q7

			Frequency	% of total	% of valid
Valid	1	Never	171	6.54%	15.23%
	2	Rarely	238	9.1%	21.19%
	3	Sometimes	350	13.39%	31.17%
	4	Often	364	13.93%	32.41%
		Total	1,123	42.96%	100%
Missing	.	Missing	12	0.46%	
	97	Legitimate Skip	1479	56.58%	
		Total	1,491	57.04%	

Valid	Invalid	Minimum	Maximum
1123	1491	1	4

M1PA07C - PA07C 1ST CIS MAN: P2-JOIN FAM- M1

Type	Code
Measurement Unit	Numeric
M1PA07C	Q7. When you first started dating cisgender men, how often did [PARENT2]: Q7c. Invite them to join family meals, activities, or events?
Logic	if Q4=1, 3, ask Q7

			Frequency	% of total	% of valid
Valid	1	Never	220	8.42%	19.63%
	2	Rarely	245	9.37%	21.86%
	3	Sometimes	315	12.05%	28.1%
	4	Often	341	13.05%	30.42%
		Total	1,121	42.88%	100%
Missing	.	Missing	14	0.54%	
	97	Legitimate Skip	1479	56.58%	
		Total	1,493	57.12%	

Valid	Invalid	Minimum	Maximum

1121	1493	1	4
------	------	---	---

M1PA07D - PA07D 1ST CIS MAN: P2- ASK POS QUES- M1

Type	Code
Measurement Unit	Numeric
M1PA07D	Q7. When you first started dating cisgender men, how often did [PARENT2]: Q7d. Ask you questions about your relationships in a curious, caring, and non-judgmental manner?
Logic	if Q4=1, 3, ask Q7

			Frequency	% of total	% of valid
Valid	1	Never	215	8.22%	19.11%
	2	Rarely	252	9.64%	22.4%
	3	Sometimes	336	12.85%	29.87%
	4	Often	322	12.32%	28.62%
		Total	1,125	43.04%	100%
Missing	.	Missing	10	0.38%	
	97	Legitimate Skip	1479	56.58%	
		Total	1,489	56.96%	

Valid	Invalid	Minimum	Maximum
1125	1489	1	4

M1PA08 - PA08 1ST CIS MAN: P2-ACCEPTING- M1

Type	Code
Measurement Unit	Numeric
M1PA08	Q8. When you first started dating cisgender men, how accepting of this was [PARENT2]?
Logic	if Q4=1, 3, ask Q8

			Frequency	% of total	% of valid
Valid	1	Not at all accepting	58	2.22%	5.13%
	2	A little accepting	99	3.79%	8.76%
	3	Somewhat accepting	179	6.85%	15.84%
	4	Quite a bit accepting	181	6.92%	16.02%
	5	Completely accepting	613	23.45%	54.25%
		Total	1,130	43.23%	100%
Missing	.	Missing	5	0.19%	
	97	Legitimate Skip	1479	56.58%	
		Total	1,484	56.77%	

Valid	Invalid	Minimum	Maximum
1130	1484	1	5

 M1PA09 - PA09 RECENT CIS MAN: PARENT WHO KNEW- M1

Type	Code
Measurement Unit	Numeric
M1PA09	Q9. In your most recent romantic and/or sexual relationships with cisgender men, which of your parental figures were aware that you were dating cisgender men?
Logic	if ((S15Q3a=1 and S15Q3c=1) or (S15Q3b=1 and S15Q3c=1)) and Q1≥2, ask Q9

			Frequency	% of total	% of valid
Valid	1	[PARENT1] and [PARENT2]	1000	38.26%	74.91%
	2	Only [PARENT1]	152	5.81%	11.39%
	3	Only [PARENT2]	42	1.61%	3.15%
	4	Neither [PARENT1] nor [PARENT2]	141	5.39%	10.56%
		Total	1,335	51.07%	100%
Missing	.	Missing	10	0.38%	
	97	Legitimate Skip	1269	48.55%	
		Total	1,279	48.93%	

Valid	Invalid	Minimum	Maximum
1335	1279	1	4


 M1PA10A - PA10A REC CIS MAN: P1-POSITIVE THING-M1

Type	Code
Measurement Unit	Numeric
M1PA10A	Q10. In your most recent romantic and/or sexual relationships with cisgender men, how often did [PARENT1]: Q10a. Say positive things about them?
Logic	if Q9=1, 2, ask Q10

			Frequency	% of total	% of valid
Valid	1	Never	58	2.22%	5.07%
	2	Rarely	133	5.09%	11.64%
	3	Sometimes	358	13.7%	31.32%
	4	Often	594	22.72%	51.97%
		Total	1,143	43.73%	100%

Missing	.	Missing	9	0.34%
	97	Legitimate Skip	1462	55.93%
		Total	1,471	56.27%


Valid	Invalid	Minimum	Maximum
1143	1471	1	4

 M1PA10B - PA10B REC CIS MAN: P1-EXPRES INTREST- M1

Type	Code
Measurement Unit	Numeric
M1PA10B	Q10. In your most recent romantic and/or sexual relationships with cisgender men, how often did [PARENT1]: Q10b. Express interest in really getting to know them?
Logic	if Q9=1, 2, ask Q10

			Frequency	% of total	% of valid
Valid	1	Never	66	2.52%	5.78%
	2	Rarely	131	5.01%	11.48%
	3	Sometimes	315	12.05%	27.61%
	4	Often	629	24.06%	55.13%
		Total	1,141	43.65%	100%
Missing	.	Missing	11	0.42%	
	97	Legitimate Skip	1462	55.93%	
		Total	1,473	56.35%	

Valid	Invalid	Minimum	Maximum
1141	1473	1	4

 M1PA10C - PA10C REC CIS MAN: P1- JOIN FAM- M1

Type	Code
Measurement Unit	Numeric
M1PA10C	Q10. In your most recent romantic and/or sexual relationships with cisgender men, how often did [PARENT1]: Q10c. Invite them to join family meals, activities, or events?
Logic	if Q9=1, 2, ask Q10

			Frequency	% of total	% of valid
Valid	1	Never	98	3.75%	8.62%
	2	Rarely	95	3.63%	8.36%
	3	Sometimes	268	10.25%	23.57%
	4	Often	676	25.86%	59.45%

		Total	1,137	43.5%	100%
Missing	.	Missing	15	0.57%	
	97	Legitimate Skip	1462	55.93%	
		Total	1,477	56.5%	

Valid	Invalid	Minimum	Maximum
1137	1477	1	4

 M1PA10D - PA10D REC CIS MAN: P1-ASK POS QUES- M1

Type	Code
Measurement Unit	Numeric
M1PA10D	Q10. In your most recent romantic and/or sexual relationships with cisgender men, how often did [PARENT1]: Q10d. Ask you questions about your relationships in a curious, caring, and non-judgmental manner?
Logic	if Q9=1, 2, ask Q10

			Frequency	% of total	% of valid
Valid	1	Never	102	3.9%	8.92%
	2	Rarely	180	6.89%	15.73%
	3	Sometimes	338	12.93%	29.55%
	4	Often	524	20.05%	45.8%
		Total	1,144	43.76%	100%
Missing	.	Missing	8	0.31%	
	97	Legitimate Skip	1462	55.93%	
		Total	1,470	56.24%	

Valid	Invalid	Minimum	Maximum
1144	1470	1	4

 M1PA11 - PA11 REC CIS MAN: P1-ACCEPTING- M1

Type	Code
Measurement Unit	Numeric
M1PA11	Q11. In your most recent romantic and/or sexual relationships with cisgender men, how accepting of this was [PARENT1]?
Logic	if Q9=1, 2, ask Q11

			Frequency	% of total	% of valid
--	--	--	-----------	------------	------------

Valid	1	Not at all accepting	28	1.07%	2.45%
	2	A little accepting	51	1.95%	4.46%
	3	Somewhat accepting	108	4.13%	9.45%
	4	Quite a bit accepting	149	5.7%	13.04%
	5	Completely accepting	807	30.87%	70.6%
		Total	1,143	43.73%	100%
Missing	.	Missing	9	0.34%	
	97	Legitimate Skip	1462	55.93%	
		Total	1,471	56.27%	

Valid	Invalid	Minimum	Maximum
1143	1471	1	5

 M1PA12A - PA12A REC CIS MAN: P2-POSITIVE THING-M1

Type	Code
Measurement Unit	Numeric
M1PA12A	Q12. In your most recent romantic and/or sexual relationships with cisgender men, how often did [PARENT2]: Q12a. Say positive things about them?
Logic	if Q9=1, 3, ask Q12

			Frequency	% of total	% of valid
Valid	1	Never	93	3.56%	9.05%
	2	Rarely	133	5.09%	12.94%
	3	Sometimes	307	11.74%	29.86%
	4	Often	495	18.94%	48.15%
		Total	1,028	39.33%	100%
Missing	.	Missing	14	0.54%	
	97	Legitimate Skip	1572	60.14%	
		Total	1,586	60.67%	

Valid	Invalid	Minimum	Maximum
1028	1586	1	4

 M1PA12B - PA12B REC CIS MAN: P2-EXPRES INTREST- M1

Type	Code
Measurement Unit	Numeric
M1PA12B	Q12. In your most recent romantic and/or sexual relationships with cisgender men, how often did [PARENT2]: Q12b. Express interest in really getting to know them?

Logic	if Q9=1, 3, ask Q12
-------	---------------------

			Frequency	% of total	% of valid
Valid	1	Never	97	3.71%	9.46%
	2	Rarely	118	4.51%	11.51%
	3	Sometimes	295	11.29%	28.78%
	4	Often	515	19.7%	50.24%
		Total	1,025	39.21%	100%
Missing	.	Missing	17	0.65%	
	97	Legitimate Skip	1572	60.14%	
		Total	1,589	60.79%	


Valid	Invalid	Minimum	Maximum
1025	1589	1	4

 M1PA12C - PA12C REC CIS MAN: P2- JOIN FAM- M1

Type	Code
Measurement Unit	Numeric
M1PA12C	Q12. In your most recent romantic and/or sexual relationships with cisgender men, how often did [PARENT2]: Q12c. Invite them to join family meals, activities, or events?
Logic	if Q9=1, 3, ask Q12

			Frequency	% of total	% of valid
Valid	1	Never	136	5.2%	13.32%
	2	Rarely	99	3.79%	9.7%
	3	Sometimes	256	9.79%	25.07%
	4	Often	530	20.28%	51.91%
		Total	1,021	39.06%	100%
Missing	.	Missing	21	0.8%	
	97	Legitimate Skip	1572	60.14%	
		Total	1,593	60.94%	

Valid	Invalid	Minimum	Maximum
1021	1593	1	4

 M1PA12D - PA12D REC CIS MAN: P2-ASK POS QUES- M1

Type	Code
Measurement Unit	Numeric

M1PA12D	Q12. In your most recent romantic and/or sexual relationships with cisgender men, how often did [PARENT2]: Q12d. Ask you questions about your relationships in a curious, caring, and non-judgmental manner?
Logic	if Q9=1, 3, ask Q12

			Frequency	% of total	% of valid
Valid	1	Never	149	5.7%	14.51%
	2	Rarely	154	5.89%	15%
	3	Sometimes	283	10.83%	27.56%
	4	Often	441	16.87%	42.94%
		Total	1,027	39.29%	100%
Missing	.	Missing	15	0.57%	
	97	Legitimate Skip	1572	60.14%	
		Total	1,587	60.71%	

Valid	Invalid	Minimum	Maximum
1027	1587	1	4

M1PA13 - PA13 REC CIS MAN: P2-ACCEPTING- M1

Type	Code
Measurement Unit	Numeric
M1PA13	Q13. In your most recent romantic and/or sexual relationships with cisgender men, how accepting of this was [PARENT2]?
Logic	if Q9=1, 3, ask Q12

			Frequency	% of total	% of valid
Valid	1	Not at all accepting	32	1.22%	3.1%
	2	A little accepting	46	1.76%	4.46%
	3	Somewhat accepting	87	3.33%	8.44%
	4	Quite a bit accepting	145	5.55%	14.06%
	5	Completely accepting	721	27.58%	69.93%
		Total	1,031	39.44%	100%
Missing	.	Missing	11	0.42%	
	97	Legitimate Skip	1572	60.14%	
		Total	1,583	60.56%	

Valid	Invalid	Minimum	Maximum
1031	1583	1	5

M1PA14 - PA14 1ST CIS MAN: SOLO PAR KNEW- M1

Type	Code
Measurement Unit	Numeric
M1PA14	Q14. When you first started dating cisgender men, was [PARENT1] aware that you were dating cisgender men? Cisgender men identify as men and were assigned male sex at birth.
Logic	if S15Q2=1 and Q1 =1, ask Q14

			Frequency	% of total	% of valid
Valid	0	No	12	0.46%	10.34%
	1	Yes	104	3.98%	89.66%
	Total		116	4.44%	100%
Missing	97	Legitimate Skip	2498	95.56%	
	Total		2,498	95.56%	

Valid	Invalid	Minimum	Maximum
116	2498	0	1

M1PA15A - PA15A 1ST CIS MAN: SOLO P-POS THING- M1

Type	Code
Measurement Unit	Numeric
M1PA15A	Q15. When you first started dating cisgender men, how often did [PARENT1]: Q15a. Say positive things about them?
Logic	if Q14=1, ask Q15

			Frequency	% of total	% of valid
Valid	1	Never	10	0.38%	9.71%
	2	Rarely	13	0.5%	12.62%
	3	Sometimes	33	1.26%	32.04%
	4	Often	47	1.8%	45.63%
		Total	103	3.94%	100%
Missing	.	Missing	1	0.04%	
	97	Legitimate Skip	2510	96.02%	
		Total	2,511	96.06%	

Valid	Invalid	Minimum	Maximum
103	2511	1	4

M1PA15B - PA15B 1ST CIS MAN: SOLO P-EXPR INTRST-M1

Type	Code
Measurement Unit	Numeric

M1PA15B	Q15. When you first started dating cisgender men, how often did [PARENT1]: Q15b. Express interest in really getting to know them?
Logic	if Q14=1, ask Q15

			Frequency	% of total	% of valid
Valid	1	Never	14	0.54%	13.73%
	2	Rarely	15	0.57%	14.71%
	3	Sometimes	31	1.19%	30.39%
	4	Often	42	1.61%	41.18%
		Total	102	3.9%	100%
Missing	.	Missing	2	0.08%	
	97	Legitimate Skip	2510	96.02%	
		Total	2,512	96.1%	

Valid	Invalid	Minimum	Maximum
102	2512	1	4

M1PA15C - PA15C 1ST CIS MAN: SOLO P-JOIN FAM- M1

Type	Code
Measurement Unit	Numeric
M1PA15C	Q15. When you first started dating cisgender men, how often did [PARENT1]: Q15c. Invite them to join family meals, activities, or events?
Logic	if Q14=1, ask Q15

			Frequency	% of total	% of valid
Valid	1	Never	17	0.65%	16.5%
	2	Rarely	17	0.65%	16.5%
	3	Sometimes	29	1.11%	28.16%
	4	Often	40	1.53%	38.83%
		Total	103	3.94%	100%
Missing	.	Missing	1	0.04%	
	97	Legitimate Skip	2510	96.02%	
		Total	2,511	96.06%	

Valid	Invalid	Minimum	Maximum
103	2511	1	4

M1PA15D - PA15D 1ST CIS MAN: SOLO P-ASK POS QUE-M1

Type	Code
Measurement Unit	Numeric

M1PA15D	Q15. When you first started dating cisgender men, how often did [PARENT1]: Q15d. Ask you questions about your relationships in a curious, caring, and non-judgmental manner?
Logic	if Q14=1, ask Q15

			Frequency	% of total	% of valid
Valid	1	Never	16	0.61%	15.69%
	2	Rarely	22	0.84%	21.57%
	3	Sometimes	29	1.11%	28.43%
	4	Often	35	1.34%	34.31%
		Total	102	3.9%	100%
Missing	.	Missing	2	0.08%	
	97	Legitimate Skip	2510	96.02%	
		Total	2,512	96.1%	

Valid	Invalid	Minimum	Maximum
102	2512	1	4

 M1PA16 - PA16 1ST CIS MAN: SOLO P-ACCEPTING- M1

Type	Code
Measurement Unit	Numeric
M1PA16	Q16. When you first started dating cisgender men, how accepting of this was [PARENT1]?
Logic	if Q14=1, ask Q16

			Frequency	% of total	% of valid
Valid	1	Not at all accepting	11	0.42%	10.58%
	2	A little accepting	4	0.15%	3.85%
	3	Somewhat accepting	14	0.54%	13.46%
	4	Quite a bit accepting	11	0.42%	10.58%
	5	Completely accepting	64	2.45%	61.54%
		Total	104	3.98%	100%
Missing	97	Legitimate Skip	2510	96.02%	
		Total	2,510	96.02%	

Valid	Invalid	Minimum	Maximum
104	2510	1	5

 M1PA17 - PA17 REC CIS MAN: SOLO PAR KNEW - M1

Type	Code
------	------

Measurement Unit	Numeric
M1PA17	Q17. In your most recent romantic and/or sexual relationships with cisgender men, was [PARENT1] aware that you were dating cisgender men?
Logic	if ((S15Q3a=1 and S15Q3c=1) or (S15Q3b=1 and S15Q3c=1)) and Q1 =1, ask Q17

			Frequency	% of total	% of valid
Valid	0	No	8	0.31%	7.41%
	1	Yes	100	3.83%	92.59%
Total			108	4.13%	100%
Missing	.	Missing	1	0.04%	
	97	Legitimate Skip	2505	95.83%	
Total			2,506	95.87%	

Valid	Invalid	Minimum	Maximum
108	2506	0	1

 M1PA18A - PA18A REC CIS MAN: SOLO P-POS THING- M1

Type	Code
Measurement Unit	Numeric
M1PA18A	Q18. In your most recent romantic and/or sexual relationships with cisgender men, how often did [PARENT1]: Q18a. Say positive things about them?
Logic	if Q17=1, ask Q18

			Frequency	% of total	% of valid
Valid	1	Never	11	0.42%	11.11%
	2	Rarely	14	0.54%	14.14%
	3	Sometimes	30	1.15%	30.3%
	4	Often	44	1.68%	44.44%
Total			99	3.79%	100%
Missing	.	Missing	1	0.04%	
	97	Legitimate Skip	2514	96.17%	
Total			2,515	96.21%	

Valid	Invalid	Minimum	Maximum
99	2515	1	4

 M1PA18B - PA18B REC CIS MAN: SOLO P-EXPR INTRST-M1

Type	Code
------	------

Measurement Unit	Numeric
M1PA18B	Q18. In your most recent romantic and/or sexual relationships with cisgender men, how often did [PARENT1]: Q18b. Express interest in really getting to know them?
Logic	if Q17=1, ask Q18

			Frequency	% of total	% of valid
Valid	1	Never	9	0.34%	9.09%
	2	Rarely	16	0.61%	16.16%
	3	Sometimes	30	1.15%	30.3%
	4	Often	44	1.68%	44.44%
		Total	99	3.79%	100%
Missing	.	Missing	1	0.04%	
	97	Legitimate Skip	2514	96.17%	
		Total	2,515	96.21%	

Valid	Invalid	Minimum	Maximum
99	2515	1	4

M1PA18C - PA18C REC CIS MAN: SOLO P-JOIN FAM- M1

Type	Code
Measurement Unit	Numeric
M1PA18C	Q18. In your most recent romantic and/or sexual relationships with cisgender men, how often did [PARENT1]: Q18c. Invite them to join family meals, activities, or events?
Logic	if Q17=1, ask Q18

			Frequency	% of total	% of valid
Valid	1	Never	13	0.5%	13.4%
	2	Rarely	10	0.38%	10.31%
	3	Sometimes	23	0.88%	23.71%
	4	Often	51	1.95%	52.58%
		Total	97	3.71%	100%
Missing	.	Missing	3	0.11%	
	97	Legitimate Skip	2514	96.17%	
		Total	2,517	96.29%	

Valid	Invalid	Minimum	Maximum
97	2517	1	4

M1PA18D - PA18D REC CIS MAN: SOLO P-ASK POS QUE-M1

Type	Code
Measurement Unit	Numeric
M1PA18D	Q18. In your most recent romantic and/or sexual relationships with cisgender men, how often did [PARENT1]: Q18d. Ask you questions about your relationships in a curious, caring, and non-judgmental manner?
Logic	if Q17=1, ask Q18

			Frequency	% of total	% of valid
Valid	1	Never	12	0.46%	12.12%
	2	Rarely	16	0.61%	16.16%
	3	Sometimes	30	1.15%	30.3%
	4	Often	41	1.57%	41.41%
		Total	99	3.79%	100%
Missing	.	Missing	1	0.04%	
	97	Legitimate Skip	2514	96.17%	
		Total	2,515	96.21%	

Valid	Invalid	Minimum	Maximum
99	2515	1	4

 M1PA19 - PA19 REC CIS MAN: SOLO P-ACCEPTING- M1

Type	Code
Measurement Unit	Numeric
M1PA19	Q19. In your most recent romantic and/or sexual relationships with cisgender men, how accepting of this was [PARENT1]?
Logic	if Q17=1, ask Q19

			Frequency	% of total	% of valid
Valid	1	Not at all accepting	4	0.15%	4%
	2	A little accepting	7	0.27%	7%
	3	Somewhat accepting	5	0.19%	5%
	4	Quite a bit accepting	14	0.54%	14%
	5	Completely accepting	70	2.68%	70%
		Total	100	3.83%	100%
Missing	97	Legitimate Skip	2514	96.17%	
		Total	2,514	96.17%	

Valid	Invalid	Minimum	Maximum
100	2514	1	5

 M1PA20 - PA20 1ST CIS WOMAN: PARENT WHO KNEW- M1

Type	Code
Measurement Unit	Numeric
M1PA20	Q20. When you first started dating cisgender women, which of your parental figures were aware that you were dating cisgender women? Cisgender women identify as women and were assigned female sex at birth.
Logic	if S15Q7=1 and Q1≥2, ask Q20

			Frequency	% of total	% of valid
Valid	1	[PARENT1] and [PARENT2]	447	17.1%	50.22%
	2	Only [PARENT1]	48	1.84%	5.39%
	3	Only [PARENT2]	16	0.61%	1.8%
	4	Neither [PARENT1] nor [PARENT2]	379	14.5%	42.58%
		Total	890	34.05%	100%
Missing	.	Missing	18	0.69%	
	97	Legitimate Skip	1706	65.26%	
		Total	1,724	65.95%	

Valid	Invalid	Minimum	Maximum
890	1724	1	4

 M1PA21A - PA21A 1ST CIS WOM: P1-POSITIVE THING-M1

Type	Code
Measurement Unit	Numeric
M1PA21A	Q21. When you first started dating cisgender women, how often did [PARENT1]: 21a. Say positive things about them?
Logic	if Q20=1, 2, ask Q21

			Frequency	% of total	% of valid
Valid	1	Never	37	1.42%	7.49%
	2	Rarely	57	2.18%	11.54%
	3	Sometimes	170	6.5%	34.41%
	4	Often	230	8.8%	46.56%
		Total	494	18.9%	100%
Missing	.	Missing	1	0.04%	
	97	Legitimate Skip	2119	81.06%	
		Total	2,120	81.1%	

Valid	Invalid	Minimum	Maximum
494	2120	1	4

M1PA21B - PA21B 1ST CIS WOM: P1-EXPRES INTREST-M1

Type	Code
Measurement Unit	Numeric
M1PA21B	Q21. When you first started dating cisgender women, how often did [PARENT1]: 21b. Express interest in really getting to know them?
Logic	if Q20=1, 2, ask Q21

			Frequency	% of total	% of valid
Valid	1	Never	46	1.76%	9.35%
	2	Rarely	76	2.91%	15.45%
	3	Sometimes	163	6.24%	33.13%
	4	Often	207	7.92%	42.07%
		Total	492	18.82%	100%
Missing	.	Missing	3	0.11%	
	97	Legitimate Skip	2119	81.06%	
		Total	2,122	81.18%	

Valid	Invalid	Minimum	Maximum
492	2122	1	4


M1PA21C - PA21C 1ST CIS WOM: P1- JOIN FAM-M1

Type	Code
Measurement Unit	Numeric
M1PA21C	Q21. When you first started dating cisgender women, how often did [PARENT1]: 21c. Invite them to join family meals, activities, or events?
Logic	if Q20=1, 2, ask Q21

			Frequency	% of total	% of valid
Valid	1	Never	61	2.33%	12.4%
	2	Rarely	74	2.83%	15.04%
	3	Sometimes	156	5.97%	31.71%
	4	Often	201	7.69%	40.85%
		Total	492	18.82%	100%
Missing	.	Missing	3	0.11%	
	97	Legitimate Skip	2119	81.06%	

		Total	2,122	81.18%	
--	--	-------	-------	--------	--

Valid	Invalid	Minimum	Maximum
492	2122	1	4

 M1PA21D - PA21D 1ST CIS WOM: P1-ASK POS QUES-M1

Type	Code
Measurement Unit	Numeric
M1PA21D	Q21. When you first started dating cisgender women, how often did [PARENT1]: 21d. Ask you questions about your relationships in a curious, caring, and non-judgmental manner?
Logic	if Q20=1, 2, ask Q21

			Frequency	% of total	% of valid
Valid	1	Never	55	2.1%	11.2%
	2	Rarely	87	3.33%	17.72%
	3	Sometimes	158	6.04%	32.18%
	4	Often	191	7.31%	38.9%
		Total	491	18.78%	100%
Missing	.	Missing	4	0.15%	
	97	Legitimate Skip	2119	81.06%	
		Total	2,123	81.22%	

Valid	Invalid	Minimum	Maximum
491	2123	1	4

 M1PA22 - PA22 1ST CIS WOM: P1-ACCEPTING- M1

Type	Code
Measurement Unit	Numeric
M1PA22	Q22. When you first started dating cisgender women, how accepting of this was [PARENT1]?
Logic	if Q20=1, 2, ask Q22

			Frequency	% of total	% of valid
Valid	1	Not at all accepting	16	0.61%	3.24%
	2	A little accepting	16	0.61%	3.24%
	3	Somewhat accepting	57	2.18%	11.54%
	4	Quite a bit accepting	59	2.26%	11.94%
	5	Completely accepting	346	13.24%	70.04%

		Total	494	18.9%	100%
Missing	.	Missing	1	0.04%	
	97	Legitimate Skip	2119	81.06%	
		Total	2,120	81.1%	

Valid	Invalid	Minimum	Maximum
494	2120	1	5

 M1PA23A - PA23A 1ST CIS WOM: P2-POSITIVE THING-M1

Type	Code
Measurement Unit	Numeric
M1PA23A	Q23. When you first started dating cisgender women, how often did [PARENT2]: Q23a. Say positive things about them?
Logic	if Q20=1, 3, ask Q23

			Frequency	% of total	% of valid
Valid	1	Never	41	1.57%	8.91%
	2	Rarely	68	2.6%	14.78%
	3	Sometimes	167	6.39%	36.3%
	4	Often	184	7.04%	40%
		Total	460	17.6%	100%
Missing	.	Missing	3	0.11%	
	97	Legitimate Skip	2151	82.29%	
		Total	2,154	82.4%	

Valid	Invalid	Minimum	Maximum
460	2154	1	4

 M1PA23B - PA23B 1ST CIS WOM: P2-EXPRES INTREST-M1

Type	Code
Measurement Unit	Numeric
M1PA23B	Q23. When you first started dating cisgender women, how often did [PARENT2]: Q23b. Express interest in really getting to know them?
Logic	if Q20=1, 3, ask Q23

			Frequency	% of total	% of valid
--	--	--	-----------	------------	------------

Valid	1	Never	47	1.8%	10.2%
	2	Rarely	91	3.48%	19.74%
	3	Sometimes	151	5.78%	32.75%
	4	Often	172	6.58%	37.31%
		Total	461	17.64%	100%
Missing	.	Missing	2	0.08%	
	97	Legitimate Skip	2151	82.29%	
		Total	2,153	82.36%	

Valid	Invalid	Minimum	Maximum
461	2153	1	4

 M1PA23C - PA23C 1ST CIS WOM: P2- JOIN FAM- M1

Type	Code
Measurement Unit	Numeric
M1PA23C	Q23. When you first started dating cisgender women, how often did [PARENT2]: Q23c. Invite them to join family meals, activities, or events?
Logic	if Q20=1, 3, ask Q23

			Frequency	% of total	% of valid
Valid	1	Never	70	2.68%	15.28%
	2	Rarely	85	3.25%	18.56%
	3	Sometimes	123	4.71%	26.86%
	4	Often	180	6.89%	39.3%
		Total	458	17.52%	100%
Missing	.	Missing	5	0.19%	
	97	Legitimate Skip	2151	82.29%	
		Total	2,156	82.48%	

Valid	Invalid	Minimum	Maximum
458	2156	1	4

 M1PA23D - PA23D 1ST CIS WOM: P2-ASK POS QUES-M1

Type	Code
Measurement Unit	Numeric
M1PA23D	Q23. When you first started dating cisgender women, how often did [PARENT2]: Q23d. Ask you questions about your relationships in a curious, caring, and non-judgmental manner?

Logic	if Q20=1, 3, ask Q23
-------	----------------------

			Frequency	% of total	% of valid
Valid	1	Never	60	2.3%	13.04%
	2	Rarely	85	3.25%	18.48%
	3	Sometimes	148	5.66%	32.17%
	4	Often	167	6.39%	36.3%
		Total	460	17.6%	100%
Missing	.	Missing	3	0.11%	
	97	Legitimate Skip	2151	82.29%	
		Total	2,154	82.4%	

Valid	Invalid	Minimum	Maximum
460	2154	1	4

 M1PA24 - PA24 1ST CIS WOM: P2-ACCEPTING- M1

Type	Code
Measurement Unit	Numeric
M1PA24	Q24. When you first started dating cisgender women, how accepting of this was [PARENT2]?
Logic	if Q20=1, 3, ask Q24

			Frequency	% of total	% of valid
Valid	1	Not at all accepting	11	0.42%	2.39%
	2	A little accepting	17	0.65%	3.69%
	3	Somewhat accepting	46	1.76%	9.98%
	4	Quite a bit accepting	65	2.49%	14.1%
	5	Completely accepting	322	12.32%	69.85%
		Total	461	17.64%	100%
Missing	.	Missing	2	0.08%	
	97	Legitimate Skip	2151	82.29%	
		Total	2,153	82.36%	

Valid	Invalid	Minimum	Maximum
461	2153	1	5


 M1PA25 - PA25 REC CIS WOM: PARENT WHO KNEW-M1

Type	Code
Measurement Unit	Numeric

M1PA25	Q25. In your most recent romantic and/or sexual relationships with cisgender women, which of your parental figures were aware that you were dating cisgender women?
Logic	if ((S15Q8a=1 and S15Q8c=1) or (S15Q8b=1 and S15Q8c=1)) and Q1≥2, ask Q25

			Frequency	% of total	% of valid
Valid	1	[PARENT1] and [PARENT2]	376	14.38%	64.72%
	2	Only [PARENT1]	51	1.95%	8.78%
	3	Only [PARENT2]	17	0.65%	2.93%
	4	Neither [PARENT1] nor [PARENT2]	137	5.24%	23.58%
Total			581	22.23%	100%
Missing	.	Missing	10	0.38%	
	97	Legitimate Skip	2023	77.39%	
Total			2,033	77.77%	

Valid	Invalid	Minimum	Maximum
581	2033	1	4

 M1PA26A - PA26A REC CIS WOM: P1-POSITIVE THING-M1

Type	Code
Measurement Unit	Numeric
M1PA26A	Q26. In your most recent romantic and/or sexual relationships with cisgender women, how often did [PARENT1]: Q26a. Say positive things about them?
Logic	if Q25=1, 2, ask 26

			Frequency	% of total	% of valid
Valid	1	Never	20	0.77%	4.71%
	2	Rarely	52	1.99%	12.24%
	3	Sometimes	114	4.36%	26.82%
	4	Often	239	9.14%	56.24%
Total			425	16.26%	100%
Missing	.	Missing	2	0.08%	
	97	Legitimate Skip	2187	83.66%	
Total			2,189	83.74%	

Valid	Invalid	Minimum	Maximum
425	2189	1	4

 M1PA26B - PA26B REC CIS WOM:P1-EXPRES INTREST-M1

Type	Code
Measurement Unit	Numeric
M1PA26B	Q26. In your most recent romantic and/or sexual relationships with cisgender women, how often did [PARENT1]: Q26b. Express interest in really getting to know them?
Logic	if Q25=1, 2, ask 26

			Frequency	% of total	% of valid
Valid	1	Never	30	1.15%	7.08%
	2	Rarely	45	1.72%	10.61%
	3	Sometimes	110	4.21%	25.94%
	4	Often	239	9.14%	56.37%
		Total	424	16.22%	100%
Missing	.	Missing	3	0.11%	
	97	Legitimate Skip	2187	83.66%	
		Total	2,190	83.78%	

Valid	Invalid	Minimum	Maximum
424	2190	1	4

 M1PA26C - PA26C REC CIS WOM:P1- JOIN FAM-M1

Type	Code
Measurement Unit	Numeric
M1PA26C	Q26. In your most recent romantic and/or sexual relationships with cisgender women, how often did [PARENT1]: Q26c. Invite them to join family meals, activities, or events?
Logic	if Q25=1, 2, ask 26

			Frequency	% of total	% of valid
Valid	1	Never	38	1.45%	9%
	2	Rarely	31	1.19%	7.35%
	3	Sometimes	110	4.21%	26.07%
	4	Often	243	9.3%	57.58%
		Total	422	16.14%	100%
Missing	.	Missing	5	0.19%	
	97	Legitimate Skip	2187	83.66%	
		Total	2,192	83.86%	


Valid	Invalid	Minimum	Maximum
422	2192	1	4

 M1PA26D - PA26D REC CIS WOM: P1-ASK POS QUES- M1

Type	Code
Measurement Unit	Numeric
M1PA26D	Q26. In your most recent romantic and/or sexual relationships with cisgender women, how often did [PARENT1]: Q26d. Ask you questions about your relationships in a curious, caring, and non-judgmental manner?
Logic	if Q25=1, 2, ask 26

			Frequency	% of total	% of valid
Valid	1	Never	34	1.3%	8.04%
	2	Rarely	60	2.3%	14.18%
	3	Sometimes	117	4.48%	27.66%
	4	Often	212	8.11%	50.12%
Total			423	16.18%	100%
Missing	.	Missing	4	0.15%	
	97	Legitimate Skip	2187	83.66%	
	Total			2,191	83.82%

Valid	Invalid	Minimum	Maximum
423	2191	1	4

 M1PA27 - PA27 REC CIS WOM: P1-ACCEPTING- M1

Type	Code
Measurement Unit	Numeric
M1PA27	Q27. In your most recent romantic and/or sexual relationships with cisgender women, how accepting of this was [PARENT1]?
Logic	if Q25=1, 2, ask 27

			Frequency	% of total	% of valid
Valid	1	Not at all accepting	12	0.46%	2.84%
	2	A little accepting	8	0.31%	1.9%
	3	Somewhat accepting	36	1.38%	8.53%
	4	Quite a bit accepting	40	1.53%	9.48%
	5	Completely accepting	326	12.47%	77.25%
Total			422	16.14%	100%

Missing	.	Missing	5	0.19%	
	97	Legitimate Skip	2187	83.66%	
		Total	2,192	83.86%	

Valid	Invalid	Minimum	Maximum
422	2192	1	5

 M1PA28A - PA28A REC CIS WOM: P2-POSITIVE THING-M1

Type	Code
Measurement Unit	Numeric
M1PA28A	Q28. In your most recent romantic and/or sexual relationships with cisgender women, how often did [PARENT2]: Q28a. Say positive things about them?
Logic	if Q25=1, 3, ask 28

			Frequency	% of total	% of valid
Valid	1	Never	28	1.07%	7.2%
	2	Rarely	35	1.34%	9%
	3	Sometimes	106	4.06%	27.25%
	4	Often	220	8.42%	56.56%
		Total	389	14.88%	100%
Missing	.	Missing	4	0.15%	
	97	Legitimate Skip	2221	84.97%	
		Total	2,225	85.12%	

Valid	Invalid	Minimum	Maximum
389	2225	1	4


 M1PA28B - PA28B REC CIS WOM:P2-EXPRES INTREST-M1

Type	Code
Measurement Unit	Numeric
M1PA28B	Q28. In your most recent romantic and/or sexual relationships with cisgender women, how often did [PARENT2]: Q28b. Express interest in really getting to know them?
Logic	if Q25=1, 3, ask 28

			Frequency	% of total	% of valid
Valid	1	Never	32	1.22%	8.27%
	2	Rarely	42	1.61%	10.85%
	3	Sometimes	103	3.94%	26.61%
	4	Often	210	8.03%	54.26%

		Total	387	14.8%	100%
Missing	.	Missing	6	0.23%	
	97	Legitimate Skip	2221	84.97%	
		Total	2,227	85.2%	


Valid	Invalid	Minimum	Maximum
387	2227	1	4

 M1PA28C - PA28C REC CIS WOM:P2- JOIN FAM-M1

Type	Code
Measurement Unit	Numeric
M1PA28C	Q28. In your most recent romantic and/or sexual relationships with cisgender women, how often did [PARENT2]: Q28c. Invite them to join family meals, activities, or events?
Logic	if Q25=1, 3, ask 28

			Frequency	% of total	% of valid
Valid	1	Never	36	1.38%	9.3%
	2	Rarely	34	1.3%	8.79%
	3	Sometimes	94	3.6%	24.29%
	4	Often	223	8.53%	57.62%
		Total	387	14.8%	100%
Missing	.	Missing	6	0.23%	
	97	Legitimate Skip	2221	84.97%	
		Total	2,227	85.2%	

Valid	Invalid	Minimum	Maximum
387	2227	1	4

 M1PA28D - PA28D REC CIS WOM: P2-ASK POS QUES- M1

Type	Code
Measurement Unit	Numeric
M1PA28D	Q28. In your most recent romantic and/or sexual relationships with cisgender women, how often did [PARENT2]: Q28d. Ask you questions about your relationships in a curious, caring, and non-judgmental manner?
Logic	if Q25=1, 3, ask 28

			Frequency	% of total	% of valid
--	--	--	-----------	------------	------------

Valid	1	Never	42	1.61%	10.82%
	2	Rarely	53	2.03%	13.66%
	3	Sometimes	105	4.02%	27.06%
	4	Often	188	7.19%	48.45%
		Total	388	14.84%	100%
Missing	.	Missing	5	0.19%	
	97	Legitimate Skip	2221	84.97%	
		Total	2,226	85.16%	

Valid	Invalid	Minimum	Maximum
388	2226	1	4

 M1PA29 - PA29 REC CIS WOM: P2-ACCEPTING-M1

Type	Code
Measurement Unit	Numeric
M1PA29	Q29. In your most recent romantic and/or sexual relationships with cisgender women, how accepting of this was [PARENT2]?
Logic	if Q25=1, 3, ask 29

			Frequency	% of total	% of valid
Valid	1	Not at all accepting	9	0.34%	2.31%
	2	A little accepting	9	0.34%	2.31%
	3	Somewhat accepting	25	0.96%	6.41%
	4	Quite a bit accepting	36	1.38%	9.23%
	5	Completely accepting	311	11.9%	79.74%
		Total	390	14.92%	100%
Missing	.	Missing	3	0.11%	
	97	Legitimate Skip	2221	84.97%	
		Total	2,224	85.08%	

Valid	Invalid	Minimum	Maximum
390	2224	1	5

 M1PA30 - PA30 1ST CIS WOM: SOLO PAR KNEW- M1

Type	Code
Measurement Unit	Numeric
M1PA30	Q30. When you first started dating cisgender women, was [PARENT1] aware that you were dating cisgender women? Cisgender women identify as women and were assigned female sex at birth.
Logic	if S15Q7=1 and Q1=1, ask Q30

			Frequency	% of total	% of valid
Valid	0	No	26	0.99%	50.98%
	1	Yes	25	0.96%	49.02%
	Total		51	1.95%	100%
Missing	.	Missing	1	0.04%	
	97	Legitimate Skip	2562	98.01%	
	Total		2,563	98.05%	

Valid	Invalid	Minimum	Maximum
51	2563	0	1

 M1PA31A - PA31A 1ST CIS WOM: SOLO P-POS THING- M1

Type	Code
Measurement Unit	Numeric
M1PA31A	Q31. When you first started dating cisgender women, how often did [PARENT1]: Q31a. Say positive things about them?
Logic	if Q30=1, ask Q31

			Frequency	% of total	% of valid
Valid	1	Never	2	0.08%	8%
	2	Rarely	4	0.15%	16%
	3	Sometimes	9	0.34%	36%
	4	Often	10	0.38%	40%
	Total		25	0.96%	100%
Missing	97	Legitimate Skip	2589	99.04%	
	Total		2,589	99.04%	

Valid	Invalid	Minimum	Maximum
25	2589	1	4

 M1PA31B - PA31B 1ST CIS WOM: SOLO P-EXPR INTRST-M1

Type	Code
Measurement Unit	Numeric
M1PA31B	Q31. When you first started dating cisgender women, how often did [PARENT1]: Q31b. Express interest in really getting to know them?
Logic	if Q30=1, ask Q31

			Frequency	% of total	% of valid
--	--	--	-----------	------------	------------

Valid	1	Never	2	0.08%	8%
	2	Rarely	8	0.31%	32%
	3	Sometimes	8	0.31%	32%
	4	Often	7	0.27%	28%
		Total	25	0.96%	100%
Missing	97	Legitimate Skip	2589	99.04%	
		Total	2,589	99.04%	

Valid	Invalid	Minimum	Maximum
25	2589	1	4

 M1PA31C - PA31C 1ST CIS WOM: SOLO P-JOIN FAM- M1

Type	Code
Measurement Unit	Numeric
M1PA31C	Q31. When you first started dating cisgender women, how often did [PARENT1]: Q31c. Invite them to join family meals, activities, or events?
Logic	if Q30=1, ask Q31

			Frequency	% of total	% of valid
Valid	1	Never	6	0.23%	24%
	2	Rarely	5	0.19%	20%
	3	Sometimes	7	0.27%	28%
	4	Often	7	0.27%	28%
		Total	25	0.96%	100%
Missing	97	Legitimate Skip	2589	99.04%	
		Total	2,589	99.04%	

Valid	Invalid	Minimum	Maximum
25	2589	1	4

 M1PA31D - PA31D 1ST CIS WOM: SOLO P-ASK POS QUE-M1

Type	Code
Measurement Unit	Numeric
M1PA31D	Q31. When you first started dating cisgender women, how often did [PARENT1]: Q31d. Ask you questions about your relationships in a curious, caring, and non-judgmental manner?
Logic	if Q30=1, ask Q31

			Frequency	% of total	% of valid
Valid	1	Never	4	0.15%	16%
	2	Rarely	7	0.27%	28%
	3	Sometimes	7	0.27%	28%
	4	Often	7	0.27%	28%
		Total	25	0.96%	100%
Missing	97	Legitimate Skip	2589	99.04%	
		Total	2,589	99.04%	

Valid	Invalid	Minimum	Maximum
25	2589	1	4

M1PA32 - PA32 1ST CIS WOM: SOLO P-ACCEPTING- M1

Type	Code
Measurement Unit	Numeric
M1PA32	Q32. When you first started dating cisgender women, how accepting of this was [PARENT1]?
Logic	if Q30=1, ask Q32

			Frequency	% of total	% of valid
Valid	1	Not at all accepting	1	0.04%	4%
	2	A little accepting	2	0.08%	8%
	3	Somewhat accepting	2	0.08%	8%
	4	Quite a bit accepting	3	0.11%	12%
	5	Completely accepting	17	0.65%	68%
		Total	25	0.96%	100%
Missing	97	Legitimate Skip	2589	99.04%	
		Total	2,589	99.04%	

Valid	Invalid	Minimum	Maximum
25	2589	1	5

M1PA33 - PA33 REC CIS WOM: SOLO PAR KNEW- M1

Type	Code
Measurement Unit	Numeric
M1PA33	Q33. In your most recent romantic and/or sexual relationships with cisgender women, was [PARENT1] aware that you were dating cisgender women?
Logic	if ((S15Q8a=1 and S15Q8c=1) or (S15Q8b=1 and S15Q8c=1)) and Q1=1, ask Q33

			Frequency	% of total	% of valid
Valid	0	No	14	0.54%	42.42%
	1	Yes	19	0.73%	57.58%
	Total		33	1.26%	100%
Missing	.	Missing	1	0.04%	
	97	Legitimate Skip	2580	98.7%	
	Total		2,581	98.74%	

Valid	Invalid	Minimum	Maximum
33	2581	0	1

 M1PA34A - PA34A REC CIS WOM: SOLO P-POS THING- M1

Type	Code
Measurement Unit	Numeric
M1PA34A	Q34. In your most recent romantic and/or sexual relationships with cisgender women, how often did [PARENT1]: Q34a. Say positive things about them?
Logic	if Q33=1, ask Q34

			Frequency	% of total	% of valid
Valid	1	Never	1	0.04%	5.26%
	2	Rarely	4	0.15%	21.05%
	3	Sometimes	2	0.08%	10.53%
	4	Often	12	0.46%	63.16%
	Total		19	0.73%	100%
Missing	97	Legitimate Skip	2595	99.27%	
	Total		2,595	99.27%	

Valid	Invalid	Minimum	Maximum
19	2595	1	4

 M1PA34B - PA34B REC CIS WOM: SOLO P-EXPR INTRST-M1

Type	Code
Measurement Unit	Numeric
M1PA34B	Q34. In your most recent romantic and/or sexual relationships with cisgender women, how often did [PARENT1]: Q34b. Express interest in really getting to know them?
Logic	if Q33=1, ask Q34

			Frequency	% of total	% of valid
--	--	--	-----------	------------	------------

Valid	1	Never	1	0.04%	5.26%
	2	Rarely	4	0.15%	21.05%
	3	Sometimes	3	0.11%	15.79%
	4	Often	11	0.42%	57.89%
		Total	19	0.73%	100%
Missing	97	Legitimate Skip	2595	99.27%	
		Total	2,595	99.27%	


Valid	Invalid	Minimum	Maximum
19	2595	1	4

 M1PA34C - PA34C REC CIS WOM: SOLO P-JOIN FAM- M1

Type	Code
Measurement Unit	Numeric
M1PA34C	Q34. In your most recent romantic and/or sexual relationships with cisgender women, how often did [PARENT1]: Q34c. Invite them to join family meals, activities, or events?
Logic	if Q33=1, ask Q34

			Frequency	% of total	% of valid
Valid	1	Never	3	0.11%	15.79%
	2	Rarely	3	0.11%	15.79%
	3	Sometimes	3	0.11%	15.79%
	4	Often	10	0.38%	52.63%
		Total	19	0.73%	100%
Missing	97	Legitimate Skip	2595	99.27%	
		Total	2,595	99.27%	

Valid	Invalid	Minimum	Maximum
19	2595	1	4

 M1PA34D - PA34D REC CIS WOM: SOLO P-ASK POS QUE-M1

Type	Code
Measurement Unit	Numeric
M1PA34D	Q34. In your most recent romantic and/or sexual relationships with cisgender women, how often did [PARENT1]: Q34d. Ask you questions about your relationships in a curious, caring, and non-judgmental manner?
Logic	if Q33=1, ask Q34

			Frequency	% of total	% of valid
Valid	1	Never	5	0.19%	26.32%
	2	Rarely	2	0.08%	10.53%
	3	Sometimes	4	0.15%	21.05%
	4	Often	8	0.31%	42.11%
		Total	19	0.73%	100%
Missing	97	Legitimate Skip	2595	99.27%	
		Total	2,595	99.27%	

Valid	Invalid	Minimum	Maximum
19	2595	1	4

 M1PA35 - PA35 REC CIS WOM: SOLO P-ACCEPTING- M1

Type	Code
Measurement Unit	Numeric
M1PA35	Q35. In your most recent romantic and/or sexual relationships with cisgender women, how accepting of this was [PARENT1]?
Logic	if Q33=1, ask Q35

			Frequency	% of total	% of valid
Valid	1	Not at all accepting	1	0.04%	5.26%
	2	A little accepting	0	0%	0%
	3	Somewhat accepting	0	0%	0%
	4	Quite a bit accepting	4	0.15%	21.05%
	5	Completely accepting	14	0.54%	73.68%
		Total	19	0.73%	100%
Missing	97	Legitimate Skip	2595	99.27%	
		Total	2,595	99.27%	

Valid	Invalid	Minimum	Maximum
19	2595	1	5

 M1PA36 - PA36 1ST TRANS: PARENT WHO KNEW- M1

Type	Code
Measurement Unit	Numeric
M1PA36	Q36. When you first started dating transgender and/or gender non-binary/genderqueer people, which of your parental figures were aware that you were dating them? Transgender people are people whose gender identity is different from their sex assigned at birth. Genderqueer and gender non-binary people have a gender identity that is not exclusively male or female.

Logic	if (S15Q12=1 or S15Q17=1 or S15Q22=1 or S15Q27=1) and Q1≥2, ask Q36
-------	---

			Frequency	% of total	% of valid
Valid	1	[PARENT1] and [PARENT2]	7	0.27%	6.73%
	2	Only [PARENT1]	5	0.19%	4.81%
	3	Only [PARENT2]	1	0.04%	0.96%
	4	Neither [PARENT1] nor [PARENT2]	91	3.48%	87.5%
Total			104	3.98%	100%
Missing	.	Missing	5	0.19%	
	97	Legitimate Skip	2505	95.83%	
Total			2,510	96.02%	

Valid	Invalid	Minimum	Maximum
104	2510	1	4

 M1PA37A - PA37A 1ST TRANS: P1-POSITIVE THING- M1

Type	Code
Measurement Unit	Numeric
M1PA37A	Q37. When you first started dating transgender and/or gender non-binary/genderqueer people, how often did [PARENT1]: Q37a. Say positive things about them?
Logic	if Q36=1, 2, ask Q37

			Frequency	% of total	% of valid
Valid	1	Never	1	0.04%	8.33%
	2	Rarely	1	0.04%	8.33%
	3	Sometimes	7	0.27%	58.33%
	4	Often	3	0.11%	25%
Total			12	0.46%	100%
Missing	97	Legitimate Skip	2602	99.54%	
	Total			2,602	99.54%

Valid	Invalid	Minimum	Maximum
12	2602	1	4

 M1PA37B - PA37B 1ST TRANS: P1-EXPRES INTREST- M1

Type	Code
Measurement Unit	Numeric

M1PA37B	Q37. When you first started dating transgender and/or gender non-binary/genderqueer people, how often did [PARENT1]: Q37b. Express interest in really getting to know them?
Logic	if Q36=1, 2, ask Q37

			Frequency	% of total	% of valid
Valid	1	Never	1	0.04%	8.33%
	2	Rarely	2	0.08%	16.67%
	3	Sometimes	4	0.15%	33.33%
	4	Often	5	0.19%	41.67%
		Total	12	0.46%	100%
Missing	97	Legitimate Skip	2602	99.54%	
		Total	2,602	99.54%	

Valid	Invalid	Minimum	Maximum
12	2602	1	4

 M1PA37C - PA37C 1ST TRANS: P1- JOIN FAM- M1

Type	Code
Measurement Unit	Numeric
M1PA37C	Q37. When you first started dating transgender and/or gender non-binary/genderqueer people, how often did [PARENT1]: Q37c. Invite them to join family meals, activities, or events?
Logic	if Q36=1, 2, ask Q37

			Frequency	% of total	% of valid
Valid	1	Never	1	0.04%	8.33%
	2	Rarely	3	0.11%	25%
	3	Sometimes	3	0.11%	25%
	4	Often	5	0.19%	41.67%
		Total	12	0.46%	100%
Missing	97	Legitimate Skip	2602	99.54%	
		Total	2,602	99.54%	

Valid	Invalid	Minimum	Maximum
12	2602	1	4

 M1PA37D - PA37D 1ST TRANS: P1-ASK POS QUES- M1

Type	Code
Measurement Unit	Numeric

M1PA37D	Q37. When you first started dating transgender and/or gender non-binary/genderqueer people, how often did [PARENT1]: Q37d. Ask you questions about your relationships in a curious, caring, and non-judgmental manner?
Logic	if Q36=1, 2, ask Q37

			Frequency	% of total	% of valid
Valid	1	Never	1	0.04%	8.33%
	2	Rarely	1	0.04%	8.33%
	3	Sometimes	4	0.15%	33.33%
	4	Often	6	0.23%	50%
		Total	12	0.46%	100%
Missing	97	Legitimate Skip	2602	99.54%	
		Total	2,602	99.54%	

Valid	Invalid	Minimum	Maximum
12	2602	1	4

 M1PA38 - PA38 1ST TRANS: P1-ACCEPTING- M1

Type	Code
Measurement Unit	Numeric
M1PA38	Q38. When you first started dating transgender and/or gender non-binary/genderqueer people, how accepting of this was [PARENT1]?
Logic	if Q36=1, 2, ask Q38

			Frequency	% of total	% of valid
Valid	1	Not at all accepting	1	0.04%	8.33%
	2	A little accepting	0	0%	0%
	3	Somewhat accepting	3	0.11%	25%
	4	Quite a bit accepting	4	0.15%	33.33%
	5	Completely accepting	4	0.15%	33.33%
		Total	12	0.46%	100%
Missing	97	Legitimate Skip	2602	99.54%	
		Total	2,602	99.54%	

Valid	Invalid	Minimum	Maximum
12	2602	1	5

 M1PA39A - PA39A 1ST TRANS: P2-POSITIVE THING- M1

Type	Code
------	------

Measurement Unit	Numeric
M1PA39A	Q39. When you first started dating transgender and/or gender non-binary/genderqueer people, how often did [PARENT2]: Q39a. Say positive things about them?
Logic	if Q36=1, 3, ask Q39

			Frequency	% of total	% of valid
Valid	1	Never	0	0%	0%
	2	Rarely	1	0.04%	12.5%
	3	Sometimes	3	0.11%	37.5%
	4	Often	4	0.15%	50%
		Total	8	0.31%	100%
Missing	97	Legitimate Skip	2606	99.69%	
		Total	2,606	99.69%	

Valid	Invalid	Minimum	Maximum
8	2606	2	4

 M1PA39B - PA39B 1ST TRANS: P2-EXPRES INTREST- M1

Type	Code
Measurement Unit	Numeric
M1PA39B	Q39. When you first started dating transgender and/or gender non-binary/genderqueer people, how often did [PARENT2]: Q39b. Express interest in really getting to know them?
Logic	if Q36=1, 3, ask Q39

			Frequency	% of total	% of valid
Valid	1	Never	0	0%	0%
	2	Rarely	1	0.04%	12.5%
	3	Sometimes	3	0.11%	37.5%
	4	Often	4	0.15%	50%
		Total	8	0.31%	100%
Missing	97	Legitimate Skip	2606	99.69%	
		Total	2,606	99.69%	

Valid	Invalid	Minimum	Maximum
8	2606	2	4

 M1PA39C - PA39C 1ST TRANS: P2- JOIN FAM- M1

Type	Code
------	------

Measurement Unit	Numeric
M1PA39C	Q39. When you first started dating transgender and/or gender non-binary/genderqueer people, how often did [PARENT2]: Q39c. Invite them to join family meals, activities, or events?
Logic	if Q36=1, 3, ask Q39

			Frequency	% of total	% of valid
Valid	1	Never	0	0%	0%
	2	Rarely	0	0%	0%
	3	Sometimes	4	0.15%	50%
	4	Often	4	0.15%	50%
		Total	8	0.31%	100%
Missing	97	Legitimate Skip	2606	99.69%	
		Total	2,606	99.69%	

Valid	Invalid	Minimum	Maximum
8	2606	3	4

 M1PA39D - PA39D 1ST TRANS: P2-ASK POS QUES- M1

Type	Code
Measurement Unit	Numeric
M1PA39D	Q39. When you first started dating transgender and/or gender non-binary/genderqueer people, how often did [PARENT2]: Q39d. Ask you questions about your relationships in a curious, caring, and non-judgmental manner?
Logic	if Q36=1, 3, ask Q39

			Frequency	% of total	% of valid
Valid	1	Never	1	0.04%	12.5%
	2	Rarely	1	0.04%	12.5%
	3	Sometimes	3	0.11%	37.5%
	4	Often	3	0.11%	37.5%
		Total	8	0.31%	100%
Missing	97	Legitimate Skip	2606	99.69%	
		Total	2,606	99.69%	

Valid	Invalid	Minimum	Maximum
8	2606	1	4

 M1PA40 - PA40 1ST TRANS: P2-ACCEPTING- M1

Type	Code
Measurement Unit	Numeric
M1PA40	Q40. When you first started dating transgender and/or gender non-binary/genderqueer people, how accepting of this was [PARENT2]?
Logic	if Q36=1, 3, ask Q40

			Frequency	% of total	% of valid
Valid	1	Not at all accepting	0	0%	0%
	2	A little accepting	1	0.04%	12.5%
	3	Somewhat accepting	3	0.11%	37.5%
	4	Quite a bit accepting	1	0.04%	12.5%
	5	Completely accepting	3	0.11%	37.5%
		Total	8	0.31%	100%
Missing	97	Legitimate Skip	2606	99.69%	
		Total	2,606	99.69%	

Valid	Invalid	Minimum	Maximum
8	2606	2	5

 M1PA41 - PA41 REC TRANS: PARENT WHO KNEW-M1

Type	Code
Measurement Unit	Numeric
M1PA41	Q41. In your most recent romantic and/or sexual relationships with transgender and/or gender non-binary/genderqueer people, which of your parental figures were aware that you were dating them?
Logic	if (((S15Q13a=1 or S15Q18a=1 or S15Q23a=1 or S15Q28a=1) or (S15Q13b=1 or S15Q18b=1 or S15Q23b=1 or S15Q28b=1)) and (S15Q13c=1 or S15Q18c=1 or S15Q23c=1 or S15Q28c=1)) and Q1≥2, ask Q41

			Frequency	% of total	% of valid
Valid	1	[PARENT1] and [PARENT2]	3	0.11%	10.34%
	2	Only [PARENT1]	0	0%	0%
	3	Only [PARENT2]	0	0%	0%
	4	Neither [PARENT1] nor [PARENT2]	26	0.99%	89.66%
		Total	29	1.11%	100%
Missing	.	Missing	1	0.04%	
	97	Legitimate Skip	2584	98.85%	
		Total	2,585	98.89%	

Valid	Invalid	Minimum	Maximum
-------	---------	---------	---------

29	2585	1	4
----	------	---	---

M1PA42A - PA42A REC TRANS: P1-POSITIVE THING-M1

Type	Code
Measurement Unit	Numeric
M1PA42A	Q42. In your most recent romantic and/or sexual relationships with transgender and/or gender non-binary/genderqueer people, how often did [PARENT1]: Q42a. Say positive things about them?
Logic	if Q41=1, 2, ask Q42

			Frequency	% of total	% of valid
Valid	1	Never	0	0%	0%
	2	Rarely	0	0%	0%
	3	Sometimes	1	0.04%	33.33%
	4	Often	2	0.08%	66.67%
		Total	3	0.11%	100%
Missing	97	Legitimate Skip	2611	99.89%	
		Total	2,611	99.89%	

Valid	Invalid	Minimum	Maximum
3	2611	3	4

M1PA42B - PA42B REC TRANS: P1-EXPRES INTREST-M1

Type	Code
Measurement Unit	Numeric
M1PA42B	Q42. In your most recent romantic and/or sexual relationships with transgender and/or gender non-binary/genderqueer people, how often did [PARENT1]: Q42b. Express interest in really getting to know them?
Logic	if Q41=1, 2, ask Q42

			Frequency	% of total	% of valid
Valid	1	Never	0	0%	0%
	2	Rarely	0	0%	0%
	3	Sometimes	1	0.04%	33.33%
	4	Often	2	0.08%	66.67%
		Total	3	0.11%	100%
Missing	97	Legitimate Skip	2611	99.89%	
		Total	2,611	99.89%	

Valid	Invalid	Minimum	Maximum
3	2611	3	4

M1PA42C - PA42C REC TRANS: P1- JOIN FAM-M1

Type	Code
Measurement Unit	Numeric
M1PA42C	Q42. In your most recent romantic and/or sexual relationships with transgender and/or gender non-binary/genderqueer people, how often did [PARENT1]: Q42c. Invite them to join family meals, activities, or events?
Logic	if Q41=1, 2, ask Q42

			Frequency	% of total	% of valid
Valid	1	Never	0	0%	0%
	2	Rarely	0	0%	0%
	3	Sometimes	1	0.04%	33.33%
	4	Often	2	0.08%	66.67%
		Total	3	0.11%	100%
Missing	97	Legitimate Skip	2611	99.89%	
		Total	2,611	99.89%	

Valid	Invalid	Minimum	Maximum
3	2611	3	4

M1PA42D - PA42D REC TRANS: P1-ASK POS QUES- M1

Type	Code
Measurement Unit	Numeric
M1PA42D	Q42. In your most recent romantic and/or sexual relationships with transgender and/or gender non-binary/genderqueer people, how often did [PARENT1]: Q42d. Ask you questions about your relationships in a curious, caring, and non-judgmental manner?
Logic	if Q41=1, 2, ask Q42

			Frequency	% of total	% of valid
Valid	1	Never	0	0%	0%
	2	Rarely	1	0.04%	33.33%
	3	Sometimes	1	0.04%	33.33%
	4	Often	1	0.04%	33.33%
		Total	3	0.11%	100%

Missing	97	Legitimate Skip	2611	99.89%	
		Total	2,611	99.89%	

Valid	Invalid	Minimum	Maximum
3	2611	2	4

M1PA43 - PA43 REC TRANS: P1-ACCEPTING- M1

Type	Code
Measurement Unit	Numeric
M1PA43	Q43. In your most recent romantic and/or sexual relationships with transgender and/or gender non-binary/genderqueer people, how accepting of this was [PARENT1]?
Logic	if Q41=1, 2, ask Q43

			Frequency	% of total	% of valid
Valid	1	Not at all accepting	0	0%	0%
	2	A little accepting	0	0%	0%
	3	Somewhat accepting	0	0%	0%
	4	Quite a bit accepting	0	0%	0%
	5	Completely accepting	3	0.11%	100%
		Total	3	0.11%	100%
Missing	97	Legitimate Skip	2611	99.89%	
		Total	2,611	99.89%	

Valid	Invalid	Minimum	Maximum
3	2611	5	5

M1PA44A - PA44A REC TRANS: P2-POSITIVE THING-M1

Type	Code
Measurement Unit	Numeric
M1PA44A	Q44. In your most recent romantic and/or sexual relationships with transgender and/or gender non-binary/genderqueer people, how often did [PARENT2] Q44a. Say positive things about them?
Logic	if Q41=1, 3, ask Q44

			Frequency	% of total	% of valid
Valid	1	Never	0	0%	0%
	2	Rarely	1	0.04%	33.33%
	3	Sometimes	1	0.04%	33.33%
	4	Often	1	0.04%	33.33%

		Total	3	0.11%	100%
Missing	97	Legitimate Skip	2611	99.89%	
		Total	2,611	99.89%	

Valid	Invalid	Minimum	Maximum
3	2611	2	4

M1PA44B - PA44B REC TRANS: P2-EXPRES INTREST-M1

Type	Code
Measurement Unit	Numeric
M1PA44B	Q44. In your most recent romantic and/or sexual relationships with transgender and/or gender non-binary/genderqueer people, how often did [PARENT2] Q44b. Express interest in really getting to know them?
Logic	if Q41=1, 3, ask Q44

			Frequency	% of total	% of valid
Valid	1	Never	0	0%	0%
	2	Rarely	0	0%	0%
	3	Sometimes	1	0.04%	33.33%
	4	Often	2	0.08%	66.67%
		Total	3	0.11%	100%
Missing	97	Legitimate Skip	2611	99.89%	
		Total	2,611	99.89%	

Valid	Invalid	Minimum	Maximum
3	2611	3	4


M1PA44C - PA44C REC TRANS: P2- JOIN FAM-M1

Type	Code
Measurement Unit	Numeric
M1PA44C	Q44. In your most recent romantic and/or sexual relationships with transgender and/or gender non-binary/genderqueer people, how often did [PARENT2] Q44c. Invite them to join family meals, activities, or events?
Logic	if Q41=1, 3, ask Q44

			Frequency	% of total	% of valid
--	--	--	-----------	------------	------------

Valid	1	Never	0	0%	0%
	2	Rarely	1	0.04%	33.33%
	3	Sometimes	0	0%	0%
	4	Often	2	0.08%	66.67%
		Total	3	0.11%	100%
Missing	97	Legitimate Skip	2611	99.89%	
		Total	2,611	99.89%	

Valid	Invalid	Minimum	Maximum
3	2611	2	4

 M1PA44D - PA44D REC TRANS: P2-ASK POS QUES- M1

Type	Code
Measurement Unit	Numeric
M1PA44D	Q44. In your most recent romantic and/or sexual relationships with transgender and/or gender non-binary/genderqueer people, how often did [PARENT2] Q44d. Ask you questions about your relationships in a curious, caring, and non-judgmental manner?
Logic	if Q41=1, 3, ask Q44

			Frequency	% of total	% of valid
Valid	1	Never	0	0%	0%
	2	Rarely	1	0.04%	33.33%
	3	Sometimes	1	0.04%	33.33%
	4	Often	1	0.04%	33.33%
		Total	3	0.11%	100%
Missing	97	Legitimate Skip	2611	99.89%	
		Total	2,611	99.89%	

Valid	Invalid	Minimum	Maximum
3	2611	2	4

 M1PA45 - PA45 REC TRANS: P2-ACCEPTING- M1

Type	Code
Measurement Unit	Numeric
M1PA45	Q45. In your most recent romantic and/or sexual relationships with transgender and/or gender non-binary/genderqueer people, how accepting of this was [PARENT2]?
Logic	if Q41=1, 3, ask Q45

			Frequency	% of total	% of valid
Valid	1	Not at all accepting	0	0%	0%
	2	A little accepting	1	0.04%	33.33%
	3	Somewhat accepting	0	0%	0%
	4	Quite a bit accepting	1	0.04%	33.33%
	5	Completely accepting	1	0.04%	33.33%
		Total	3	0.11%	100%
Missing	97	Legitimate Skip	2611	99.89%	
		Total	2,611	99.89%	

Valid	Invalid	Minimum	Maximum
3	2611	2	5

M1PA46 - PA46 1ST TRANS: SOLO PAR KNEW- M1

Type	Code
Measurement Unit	Numeric
M1PA46	Q46. When you first started dating transgender and/or gender non-binary/genderqueer people, was [PARENT1] aware that you were dating them? Transgender people are people whose gender identity is different from their sex assigned at birth. Genderqueer and gender non-binary people have a gender identity that is not exclusively male or female.
Logic	if (S15Q12=1 or S15Q17=1 or S15Q22=1 or S15Q27=1) and Q1=1, ask Q46

			Frequency	% of total	% of valid
Valid	0	No	7	0.27%	87.5%
	1	Yes	1	0.04%	12.5%
		Total	8	0.31%	100%
Missing	97	Legitimate Skip	2606	99.69%	
		Total	2,606	99.69%	

Valid	Invalid	Minimum	Maximum
8	2606	0	1

M1PA47A - PA47A 1ST TRANS: SOLO P-POS THING- M1

Type	Code
Measurement Unit	Numeric
M1PA47A	Q47. When you first started dating transgender and/or gender non-binary/genderqueer people, how often did [PARENT1]: Q47a. Say positive things about them?
Logic	if Q46=1, ask Q47

			Frequency	% of total	% of valid
Valid	1	Never	0	0%	0%
	2	Rarely	1	0.04%	100%
	3	Sometimes	0	0%	0%
	4	Often	0	0%	0%
		Total	1	0.04%	100%
Missing	97	Legitimate Skip	2613	99.96%	
		Total	2,613	99.96%	

Valid	Invalid	Minimum	Maximum
1	2613	2	2

M1PA47B - PA47B 1ST TRANS: SOLO P-EXPR INTRST-M1

Type	Code
Measurement Unit	Numeric
M1PA47B	Q47. When you first started dating transgender and/or gender non-binary/genderqueer people, how often did [PARENT1]: Q47b. Express interest in really getting to know them?
Logic	if Q46=1, ask Q47

			Frequency	% of total	% of valid
Valid	1	Never	0	0%	0%
	2	Rarely	1	0.04%	100%
	3	Sometimes	0	0%	0%
	4	Often	0	0%	0%
		Total	1	0.04%	100%
Missing	97	Legitimate Skip	2613	99.96%	
		Total	2,613	99.96%	

Valid	Invalid	Minimum	Maximum
1	2613	2	2

M1PA47C - PA47C 1ST TRANS: SOLO P-JOIN FAM- M1

Type	Code
Measurement Unit	Numeric
M1PA47C	Q47. When you first started dating transgender and/or gender non-binary/genderqueer people, how often did [PARENT1]: Q47c. Invite them to join family meals, activities, or events?
Logic	if Q46=1, ask Q47

			Frequency	% of total	% of valid
Valid	1	Never	0	0%	0%
	2	Rarely	1	0.04%	100%
	3	Sometimes	0	0%	0%
	4	Often	0	0%	0%
		Total	1	0.04%	100%
Missing	97	Legitimate Skip	2613	99.96%	
		Total	2,613	99.96%	

Valid	Invalid	Minimum	Maximum
1	2613	2	2

 M1PA47D - PA47D 1ST TRANS: SOLO P-ASK POS QUE-M1

Type	Code
Measurement Unit	Numeric
M1PA47D	Q47. When you first started dating transgender and/or gender non-binary/genderqueer people, how often did [PARENT1]: Q47d. Ask you questions about your relationships in a curious, caring, and non-judgmental manner?
Logic	if Q46=1, ask Q47

			Frequency	% of total	% of valid
Valid	1	Never	0	0%	0%
	2	Rarely	1	0.04%	100%
	3	Sometimes	0	0%	0%
	4	Often	0	0%	0%
		Total	1	0.04%	100%
Missing	97	Legitimate Skip	2613	99.96%	
		Total	2,613	99.96%	

Valid	Invalid	Minimum	Maximum
1	2613	2	2

 M1PA48 - PA48 1ST TRANS: SOLO P-ACCEPTING- M1

Type	Code
Measurement Unit	Numeric
M1PA48	Q48. When you first started dating transgender and/or gender non-binary/genderqueer people, how accepting of this was [PARENT1]?
Logic	if Q46=1, ask Q48

			Frequency	% of total	% of valid
Valid	1	Not at all accepting	0	0%	0%
	2	A little accepting	1	0.04%	100%
	3	Somewhat accepting	0	0%	0%
	4	Quite a bit accepting	0	0%	0%
	5	Completely accepting	0	0%	0%
		Total	1	0.04%	100%
Missing	97	Legitimate Skip	2613	99.96%	
		Total	2,613	99.96%	

Valid	Invalid	Minimum	Maximum
1	2613	2	2

 M1PA49 - PA49 REC TRANS: SOLO PAR KNEW- M1

Type	Code
Measurement Unit	Numeric
M1PA49	Q49. In your most recent romantic and/or sexual relationships with transgender and/or gender non-binary/genderqueer people, was [PARENT1] aware that you were dating them?
Logic	if ((S15Q13a=1 or S15Q18a=1 or S15Q23a=1 or S15Q28a=1) or (S15Q13b=1 or S15Q18b=1 or S14Q23b=1 or S15Q28b=1)) and (S15Q13c=1 or S15Q18c=1 or S15Q23c=1 or S15Q28c=1) and Q1=1, ask Q49

			Frequency	% of total	% of valid
Valid	0	No	0	0%	0%
	1	Yes	1	0.04%	100%
		Total	1	0.04%	100%
Missing	97	Legitimate Skip	2613	99.96%	
		Total	2,613	99.96%	

Valid	Invalid	Minimum	Maximum
1	2613	1	1

 M1PA50A - PA50A REC TRANS: SOLO P-POS THING- M1

Type	Code
Measurement Unit	Numeric
M1PA50A	Q50. In your most recent romantic and/or sexual relationships with transgender and/or gender non-binary/genderqueer people, how often did [PARENT1]: Q50a. Say positive things about them?

Logic	if Q49=1, ask Q50
-------	-------------------

			Frequency	% of total	% of valid
Valid	1	Never	0	0%	0%
	2	Rarely	0	0%	0%
	3	Sometimes	0	0%	0%
	4	Often	1	0.04%	100%
		Total	1	0.04%	100%
Missing	97	Legitimate Skip	2613	99.96%	
		Total	2,613	99.96%	

Valid	Invalid	Minimum	Maximum
1	2613	4	4

 M1PA50B - PA50B RECE TRANS: SOLO P-EXPR INTRST-M1

Type	Code
Measurement Unit	Numeric
M1PA50B	Q50. In your most recent romantic and/or sexual relationships with transgender and/or gender non-binary/genderqueer people, how often did [PARENT1]: Q50b. Express interest in really getting to know them?
Logic	if Q49=1, ask Q50

			Frequency	% of total	% of valid
Valid	1	Never	0	0%	0%
	2	Rarely	0	0%	0%
	3	Sometimes	0	0%	0%
	4	Often	1	0.04%	100%
		Total	1	0.04%	100%
Missing	97	Legitimate Skip	2613	99.96%	
		Total	2,613	99.96%	

Valid	Invalid	Minimum	Maximum
1	2613	4	4

 M1PA50C - PA50C REC TRANS: SOLO P-JOIN FAM- M1

Type	Code
Measurement Unit	Numeric

M1PA50C	Q50. In your most recent romantic and/or sexual relationships with transgender and/or gender non-binary/genderqueer people, how often did [PARENT1]: Q50c. Invite them to join family meals, activities, or events?
Logic	if Q49=1, ask Q50

			Frequency	% of total	% of valid
Valid	1	Never	0	0%	0%
	2	Rarely	0	0%	0%
	3	Sometimes	0	0%	0%
	4	Often	1	0.04%	100%
		Total	1	0.04%	100%
Missing	97	Legitimate Skip	2613	99.96%	
		Total	2,613	99.96%	

Valid	Invalid	Minimum	Maximum
1	2613	4	4

 M1PA50D - PA50D REC TRANS: SOLO P-ASK POS QUE-M1

Type	Code
Measurement Unit	Numeric
M1PA50D	Q50. In your most recent romantic and/or sexual relationships with transgender and/or gender non-binary/genderqueer people, how often did [PARENT1]: Q50d. Ask you questions about your relationships in a curious, caring, and non-judgmental manner?
Logic	if Q49=1, ask Q50

			Frequency	% of total	% of valid
Valid	1	Never	1	0.04%	100%
	2	Rarely	0	0%	0%
	3	Sometimes	0	0%	0%
	4	Often	0	0%	0%
		Total	1	0.04%	100%
Missing	97	Legitimate Skip	2613	99.96%	
		Total	2,613	99.96%	

Valid	Invalid	Minimum	Maximum
1	2613	1	1

 M1PA51 - PA51 REC TRANS: SOLO P-ACCEPTING- M1

Type	Code
Measurement Unit	Numeric
M1PA51	Q51. In your most recent romantic and/or sexual relationships with transgender and/or gender non-binary/genderqueer people, how accepting of this was [PARENT1]?
Logic	if Q49=1, ask Q51

			Frequency
Valid	1	Not at all accepting	0
	2	A little accepting	0
	3	Somewhat accepting	0
	4	Quite a bit accepting	0
	5	Completely accepting	0
Missing	.	Missing	1
	97	Legitimate Skip	2613

Valid	Invalid
0	2614

 M1MS01 - MS01 TRIED STOP BEING SG ATTRACTED- M1

Type	Code
Measurement Unit	Numeric
M1MS01	Q1. I have tried to stop being attracted to people who are the same gender as me.
Logic	if S5Q1≠1, 6, ask Q1

			Frequency	% of total	% of valid
Valid	1	Strongly agree	39	1.49%	4.09%
	2	Agree	86	3.29%	9.02%
	3	Neither agree nor disagree	229	8.76%	24.03%
	4	Disagree	226	8.65%	23.71%
	5	Strongly disagree	373	14.27%	39.14%
		Total	953	36.46%	100%
Missing	.	Missing	15	0.57%	
	97	Legitimate skip	1646	62.97%	
		Total	1,661	63.54%	

Valid	Invalid	Minimum	Maximum
953	1661	1	5

 M1MS02 - MS02 TAKE CHANCE TO BE STRAIGHT- M1

Type	Code
Measurement Unit	Numeric
M1MS02	Q2. If someone offered me the chance to be completely heterosexual/straight, I would take it.
Logic	if S5Q1≠1, 6, ask Q2

			Frequency	% of total	% of valid
Valid	1	Strongly agree	71	2.72%	7.45%
	2	Agree	60	2.3%	6.3%
	3	Neither agree nor disagree	300	11.48%	31.48%
	4	Disagree	194	7.42%	20.36%
	5	Strongly disagree	328	12.55%	34.42%
		Total	953	36.46%	100%
Missing	.	Missing	15	0.57%	
	97	Legitimate skip	1646	62.97%	
		Total	1,661	63.54%	

Valid	Invalid	Minimum	Maximum
953	1661	1	5

 M1MS03 - MS03 WISH NOT BE SM- M1

Type	Code
Measurement Unit	Numeric
M1MS03	Q3. I wish I weren't [S5Q1 response].
Logic	if S5Q1≠1, 6, ask Q3

			Frequency	% of total	% of valid
Valid	1	Strongly agree	19	0.73%	2%
	2	Agree	31	1.19%	3.27%
	3	Neither agree nor disagree	262	10.02%	27.64%
	4	Disagree	249	9.53%	26.27%
	5	Strongly disagree	387	14.8%	40.82%
		Total	948	36.27%	100%
Missing	.	Missing	20	0.77%	
	97	Legitimate skip	1646	62.97%	
		Total	1,666	63.73%	

Valid	Invalid	Minimum	Maximum
948	1666	1	5

 M1MS04 - MS04 FEEL SHORTCOMING BEING SM- M1

Type	Code
Measurement Unit	Numeric
M1MS04	Q4. I feel that being [S5Q1 response] is a personal shortcoming for me.
Logic	if S5Q1≠1, 6, ask Q4

			Frequency	% of total	% of valid
Valid	1	Strongly agree	9	0.34%	0.95%
	2	Agree	29	1.11%	3.05%
	3	Neither agree nor disagree	163	6.24%	17.14%
	4	Disagree	229	8.76%	24.08%
	5	Strongly disagree	521	19.93%	54.78%
		Total	951	36.38%	100%
Missing	.	Missing	17	0.65%	
	97	Legitimate skip	1646	62.97%	
		Total	1,663	63.62%	

Valid	Invalid	Minimum	Maximum
951	1663	1	5

 M1MS05 - MS05 LIKE PROFESS HELP TO CHANGE SO1-M1

Type	Code
Measurement Unit	Numeric
M1MS05	Q5. I would like to get professional help in order to change my sexual orientation to completely heterosexual/straight.
Logic	if S5Q1≠1, 6, ask Q5

			Frequency	% of total	% of valid
Valid	1	Strongly agree	2	0.08%	0.21%
	2	Agree	3	0.11%	0.32%
	3	Neither agree nor disagree	50	1.91%	5.27%
	4	Disagree	125	4.78%	13.17%
	5	Strongly disagree	769	29.42%	81.03%
		Total	949	36.3%	100%
Missing	.	Missing	19	0.73%	
	97	Legitimate skip	1646	62.97%	
		Total	1,665	63.7%	

Valid	Invalid	Minimum	Maximum

949	1665	1	5
-----	------	---	---

 M1MS06 - MS06 WISH ATTRACTED TO OTHERS- M1

Type	Code
Measurement Unit	Numeric
M1MS06	Q6. I wish I were sexually attracted to other people.
Logic	if S5Q1=6, ask Q6

			Frequency	% of total	% of valid
Valid	1	Strongly agree	2	0.08%	16.67%
	3	Neither agree nor disagree	5	0.19%	41.67%
	4	Disagree	2	0.08%	16.67%
	5	Strongly disagree	3	0.11%	25%
		Total	12	0.46%	100%
Missing	97	Legitimate skip	2602	99.54%	
		Total	2,602	99.54%	

Valid	Invalid	Minimum	Maximum
12	2602	1	5

 M1MS07 - MS07 FEEL BAD NO SEXUAL ATTRACTION- M1

Type	Code
Measurement Unit	Numeric
M1MS07	Q7. I feel that not being sexually attracted to other people is a personal shortcoming for me.
Logic	if S5Q1=6, ask Q7

			Frequency	% of total	% of valid
Valid	1	Strongly agree	1	0.04%	8.33%
	3	Neither agree nor disagree	5	0.19%	41.67%
	4	Disagree	2	0.08%	16.67%
	5	Strongly disagree	4	0.15%	33.33%
		Total	12	0.46%	100%
Missing	97	Legitimate skip	2602	99.54%	
		Total	2,602	99.54%	

Valid	Invalid	Minimum	Maximum
12	2602	1	5

 M1MS07A - MS07A LIKE PROFESS HELP-CHANGE SO2- M1

Type	Code
Measurement Unit	Numeric
M1MS07A	Q7a. I would like to get professional help in order to change my sexual orientation to straight/heterosexual.
Logic	if S5Q1=6, ask Q8

			Frequency	% of total	% of valid
Valid	1	Strongly agree	1	0.04%	8.33%
	3	Neither agree nor disagree	2	0.08%	16.67%
	4	Disagree	3	0.11%	25%
	5	Strongly disagree	6	0.23%	50%
		Total	12	0.46%	100%
Missing	97	Legitimate skip	2602	99.54%	
		Total	2,602	99.54%	

Valid	Invalid	Minimum	Maximum
12	2602	1	5

M1MS08 - MS08 AVOID PUBLIC PLACE- M1

Type	Code
Measurement Unit	Numeric
M1MS08	Q8. To avoid experiencing discrimination, have you ever avoided restaurants, stores, places of entertainment, or exercise facilities?

			Frequency	% of total	% of valid
Valid	0	No	1996	76.36%	78.58%
	1	Yes	544	20.81%	21.42%
		Total	2,540	97.17%	100%
Missing	.	Missing	74	2.83%	
		Total	74	2.83%	

Valid	Invalid	Minimum	Maximum
2540	74	0	1

M1MS09 - MS09 AVOID DOCTOR OFFICE- M1

Type	Code
Measurement Unit	Numeric
M1MS09	Q9. To avoid experiencing discrimination, have you ever avoided doctors' offices?

			Frequency	% of total	% of valid
Valid	0	No	2337	89.4%	91.86%
	1	Yes	207	7.92%	8.14%
		Total	2,544	97.32%	100%
Missing	.	Missing	70	2.68%	
			Total	70	2.68%

Valid	Invalid	Minimum	Maximum
2544	70	0	1

 M1MS10 - MS10 AVOID PUBLIC TRANSPT/SERVICES- M1

Type	Code
Measurement Unit	Numeric
M1MS10	Q10. To avoid experiencing discrimination, have you ever avoided public transportation or transportation services (paid rides)?

			Frequency	% of total	% of valid
Valid	0	No	2378	90.97%	93.47%
	1	Yes	166	6.35%	6.53%
		Total	2,544	97.32%	100%
Missing	.	Missing	70	2.68%	
			Total	70	2.68%

Valid	Invalid	Minimum	Maximum
2544	70	0	1

 M1MS11 - MS11 AVOID GET SERV NEEDED- M1

Type	Code
Measurement Unit	Numeric
M1MS11	Q11. To avoid experiencing discrimination, have you ever avoided getting services you needed for yourself or your family?

			Frequency	% of total	% of valid
Valid	0	No	2335	89.33%	91.97%
	1	Yes	204	7.8%	8.03%
		Total	2,539	97.13%	100%
Missing	.	Missing	75	2.87%	
			Total	75	2.87%

Valid	Invalid	Minimum	Maximum

2539	75	0	1
------	----	---	---

M1MS12 - MS12 SPEC DECISION WHERE WORK/SCHOOL-M1

Type	Code
Measurement Unit	Numeric
M1MS12	Q12. To avoid experiencing discrimination, have you ever made specific decisions about where to work or go to school?

			Frequency	% of total	% of valid
Valid	0	No	2094	80.11%	82.7%
	1	Yes	438	16.76%	17.3%
		Total	2,532	96.86%	100%
Missing	.	Missing	82	3.14%	
			Total	82	3.14%

Valid	Invalid	Minimum	Maximum
2532	82	0	1

M1MS13 - MS13 SPEC DECISION WHERE TO LIVE- M1

Type	Code
Measurement Unit	Numeric
M1MS13	Q13. To avoid experiencing discrimination, have you ever made specific decisions about where to live?

			Frequency	% of total	% of valid
Valid	0	No	1994	76.28%	78.78%
	1	Yes	537	20.54%	21.22%
		Total	2,531	96.82%	100%
Missing	.	Missing	83	3.18%	
			Total	83	3.18%

Valid	Invalid	Minimum	Maximum
2531	83	0	1

M1MS14 - MS14 USED VAGUE LANGUAGE- M1

Type	Code
Measurement Unit	Numeric
M1MS14	Q14. To avoid experiencing discrimination, have you ever used vague language when talking about relationships or hid a personal relationship?

			Frequency	% of total	% of valid
Valid	0	No	2047	78.31%	80.69%
	1	Yes	490	18.75%	19.31%
		Total	2,537	97.05%	100%
Missing	.	Missing	77	2.95%	
			Total	77	2.95%

Valid	Invalid	Minimum	Maximum
2537	77	0	1

 M1MS15 - MS15 HID AN AFFILIATION- M1

Type	Code
Measurement Unit	Numeric
M1MS15	Q15. To avoid experiencing discrimination, have you ever hid an affiliation to certain organizations, such as being vague about volunteer or work experience?

			Frequency	% of total	% of valid
Valid	0	No	2233	85.42%	88.19%
	1	Yes	299	11.44%	11.81%
		Total	2,532	96.86%	100%
Missing	.	Missing	82	3.14%	
			Total	82	3.14%

Valid	Invalid	Minimum	Maximum
2532	82	0	1

 M1MS16 - MS16 REMOVE ITEM FROM RESUME- M1

Type	Code
Measurement Unit	Numeric
M1MS16	Q16. To avoid experiencing discrimination, have you ever removed items from your resume?

			Frequency	% of total	% of valid
Valid	0	No	2317	88.64%	91.26%
	1	Yes	222	8.49%	8.74%
		Total	2,539	97.13%	100%
Missing	.	Missing	75	2.87%	
			Total	75	2.87%

Valid	Invalid	Minimum	Maximum
2539	75	0	1

 M1MS17 - MS17 CUT IMPORTANT PEOPLE OUT- M1

Type	Code
Measurement Unit	Numeric
M1MS17	Q17. To avoid experiencing discrimination, have you ever cut important people out of your life?

			Frequency	% of total	% of valid
Valid	0	No	2234	85.46%	88.23%
	1	Yes	298	11.4%	11.77%
		Total	2,532	96.86%	100%
Missing	.	Missing	82	3.14%	
			Total	82	3.14%

Valid	Invalid	Minimum	Maximum
2532	82	0	1

 M1MS18 - MS18 LIMITED SOCIAL MEDIA PRESENCE- M1

Type	Code
Measurement Unit	Numeric
M1MS18	Q18. To avoid experiencing discrimination, have you ever maintained a limited social media presence?

			Frequency	% of total	% of valid
Valid	0	No	1966	75.21%	77.52%
	1	Yes	570	21.81%	22.48%
		Total	2,536	97.02%	100%
Missing	.	Missing	78	2.98%	
			Total	78	2.98%

Valid	Invalid	Minimum	Maximum
2536	78	0	1

 M1MS19 - MS19 CHANGE HOW DRESSED- M1

Type	Code
Measurement Unit	Numeric

M1MS19	Q19. To avoid experiencing discrimination, have you ever changed how you dressed?
--------	---

			Frequency	% of total	% of valid
Valid	0	No	2234	85.46%	88.13%
	1	Yes	301	11.51%	11.87%
		Total	2,535	96.98%	100%
Missing	.	Missing	79	3.02%	
		Total	79	3.02%	

Valid	Invalid	Minimum	Maximum
2535	79	0	1

 M1MS20 - MS20 CHANGE HAIR/MAKEUP/APPEARANCE- M1

Type	Code
Measurement Unit	Numeric
M1MS20	Q20. To avoid experiencing discrimination, have you ever changed your hairstyle, makeup or appearance?

			Frequency	% of total	% of valid
Valid	0	No	2185	83.59%	86.26%
	1	Yes	348	13.31%	13.74%
		Total	2,533	96.9%	100%
Missing	.	Missing	81	3.1%	
		Total	81	3.1%	

Valid	Invalid	Minimum	Maximum
2533	81	0	1

 M1MS21 - MS21 CHANGE VOICE/MANNERISMS- M1

Type	Code
Measurement Unit	Numeric
M1MS21	Q21. To avoid experiencing discrimination, have you ever changed your voice or mannerisms from how you would otherwise talk or act?

			Frequency	% of total	% of valid
Valid	0	No	2136	81.71%	84.46%
	1	Yes	393	15.03%	15.54%
		Total	2,529	96.75%	100%
Missing	.	Missing	85	3.25%	
		Total	85	3.25%	

		Total	85	3.25%	
--	--	-------	----	-------	--

Valid	Invalid	Minimum	Maximum
2529	85	0	1

 M1MS22A - MS22A REASON: RACE OR ETHNICITY- M1

Type	Code
Measurement Unit	Numeric
M1MS22A	Q22. Did you try to avoid experiencing discrimination because of your: Q22a. Race or ethnicity
Logic	if any Q8 to Q21=1, ask Q22

			Frequency	% of total	% of valid
Valid	0	Not Marked	617	23.6%	53.7%
	1	Marked	532	20.35%	46.3%
		Total	1,149	43.96%	100%
Missing	.	Missing	61	2.33%	
	97	Legitimate skip	1404	53.71%	
		Total	1,465	56.04%	

Valid	Invalid	Minimum	Maximum
1149	1465	0	1

 M1MS22B - MS22B REASON: ANCESTRY/ORIGINS- M1

Type	Code
Measurement Unit	Numeric
M1MS22B	Q22. Did you try to avoid experiencing discrimination because of your: Q22b. Ancestry or national origins
Logic	if any Q8 to Q21=1, ask Q22

			Frequency	% of total	% of valid
Valid	0	Not Marked	1056	40.4%	91.91%
	1	Marked	93	3.56%	8.09%
		Total	1,149	43.96%	100%
Missing	.	Missing	61	2.33%	
	97	Legitimate skip	1404	53.71%	
		Total	1,465	56.04%	

Valid	Invalid	Minimum	Maximum
1149	1465	0	1

 M1MS22C - MS22C REASON: SEX(FM/M)- M1

Type	Code
Measurement Unit	Numeric
M1MS22C	Q22. Did you try to avoid experiencing discrimination because of your: Q22c. Sex (female or male)
Logic	if any Q8 to Q21=1, ask Q22

			Frequency	% of total	% of valid
Valid	0	Not Marked	875	33.47%	76.15%
	1	Marked	274	10.48%	23.85%
Total			1,149	43.96%	100%
Missing	.	Missing	61	2.33%	
	97	Legitimate skip	1404	53.71%	
Total			1,465	56.04%	

Valid	Invalid	Minimum	Maximum
1149	1465	0	1

 M1MS22D - MS22D REASON: BEING TRANSGENDER- M1

Type	Code
Measurement Unit	Numeric
M1MS22D	Q22. Did you try to avoid experiencing discrimination because of your: Q22d. Being transgender
Logic	if any Q8 to Q21=1, ask Q22

			Frequency	% of total	% of valid
Valid	8888	Request access	2614	100%	100%
	Total		2,614	100%	100%

Valid	Invalid	Minimum	Maximum
2614	0	8888	8888

 M1MS22E - MS22E REASON: GENDER EXPRESSION- M1

Type	Code
Measurement Unit	Numeric
M1MS22E	Q22. Did you try to avoid experiencing discrimination because of your: Q22e. Gender expression
Logic	if any Q8 to Q21=1, ask Q22

			Frequency	% of total	% of valid
Valid	0	Not Marked	1106	42.31%	96.26%
	1	Marked	43	1.64%	3.74%
		Total	1,149	43.96%	100%
Missing	.	Missing	61	2.33%	
	97	Legitimate skip	1404	53.71%	
		Total	1,465	56.04%	

Valid	Invalid	Minimum	Maximum
1149	1465	0	1

 M1MS22F - MS22F REASON: AGE- M1

Type	Code
Measurement Unit	Numeric
M1MS22F	Q22. Did you try to avoid experiencing discrimination because of your: Q22f. Age
Logic	if any Q8 to Q21=1, ask Q22

			Frequency	% of total	% of valid
Valid	0	Not Marked	989	37.83%	86.07%
	1	Marked	160	6.12%	13.93%
		Total	1,149	43.96%	100%
Missing	.	Missing	61	2.33%	
	97	Legitimate skip	1404	53.71%	
		Total	1,465	56.04%	

Valid	Invalid	Minimum	Maximum
1149	1465	0	1

 M1MS22G - MS22G REASON: RELIGION- M1

Type	Code
Measurement Unit	Numeric
M1MS22G	Q22. Did you try to avoid experiencing discrimination because of your: Q22g. Religion
Logic	if any Q8 to Q21=1, ask Q22

			Frequency	% of total	% of valid
Valid	0	Not Marked	1003	38.37%	87.29%
	1	Marked	146	5.59%	12.71%
		Total	1,149	43.96%	100%

Missing	.	Missing	61	2.33%
	97	Legitimate skip	1404	53.71%
		Total	1,465	56.04%

Valid	Invalid	Minimum	Maximum
1149	1465	0	1

 M1MS22H - MS22H REASON: HEIGHT- M1

Type	Code
Measurement Unit	Numeric
M1MS22H	Q22. Did you try to avoid experiencing discrimination because of your: Q22h. Height
Logic	if any Q8 to Q21=1, ask Q22

			Frequency	% of total	% of valid
Valid	0	Not Marked	1112	42.54%	96.78%
	1	Marked	37	1.42%	3.22%
		Total	1,149	43.96%	100%
Missing	.	Missing	61	2.33%	
	97	Legitimate skip	1404	53.71%	
		Total	1,465	56.04%	

Valid	Invalid	Minimum	Maximum
1149	1465	0	1

 M1MS22I - MS22I REASON: WEIGHT- M1

Type	Code
Measurement Unit	Numeric
M1MS22I	Q22. Did you try to avoid experiencing discrimination because of your: Q22i. Weight
Logic	if any Q8 to Q21=1, ask Q22

			Frequency	% of total	% of valid
Valid	0	Not Marked	910	34.81%	79.2%
	1	Marked	239	9.14%	20.8%
		Total	1,149	43.96%	100%
Missing	.	Missing	61	2.33%	
	97	Legitimate skip	1404	53.71%	
		Total	1,465	56.04%	

Valid	Invalid	Minimum	Maximum
1149	1465	0	1

 M1MS22J - MS22J REASON: SEXUAL ORIENTATION- M1

Type	Code
Measurement Unit	Numeric
M1MS22J	Q22. Did you try to avoid experiencing discrimination because of your: Q22j. Sexual orientation
Logic	if any Q8 to Q21=1, ask Q22

			Frequency	% of total	% of valid
Valid	0	Not Marked	920	35.2%	80.07%
	1	Marked	229	8.76%	19.93%
Total			1,149	43.96%	100%
Missing	.	Missing	61	2.33%	
	97	Legitimate skip	1404	53.71%	
Total			1,465	56.04%	

Valid	Invalid	Minimum	Maximum
1149	1465	0	1

 M1MS22K - MS22K REASON: DISABILITY- M1

Type	Code
Measurement Unit	Numeric
M1MS22K	Q22. Did you try to avoid experiencing discrimination because of your: Q22k. Disability
Logic	if any Q8 to Q21=1, ask Q22

			Frequency	% of total	% of valid
Valid	0	Not Marked	1094	41.85%	95.21%
	1	Marked	55	2.1%	4.79%
Total			1,149	43.96%	100%
Missing	.	Missing	61	2.33%	
	97	Legitimate skip	1404	53.71%	
Total			1,465	56.04%	

Valid	Invalid	Minimum	Maximum
1149	1465	0	1

 M1MS22L - MS22L REASON: EDUC/INC LEVEL- M1

Type	Code
Measurement Unit	Numeric
M1MS22L	Q22. Did you try to avoid experiencing discrimination because of your: Q22l. Education or income level
Logic	if any Q8 to Q21=1, ask Q22

			Frequency	% of total	% of valid
Valid	0	Not Marked	964	36.88%	83.9%
	1	Marked	185	7.08%	16.1%
	Total		1,149	43.96%	100%
Missing	.	Missing	61	2.33%	
	97	Legitimate skip	1404	53.71%	
	Total		1,465	56.04%	

Valid	Invalid	Minimum	Maximum
1149	1465	0	1

 M1MS22M - MS22M REASON: PREGNANCY/CHILDREN- M1

Type	Code
Measurement Unit	Numeric
M1MS22M	Q22. Did you try to avoid experiencing discrimination because of your: Q22m. Pregnancy or having children
Logic	if any Q8 to Q21=1, ask Q22

			Frequency	% of total	% of valid
Valid	0	Not Marked	1074	41.09%	93.47%
	1	Marked	75	2.87%	6.53%
	Total		1,149	43.96%	100%
Missing	.	Missing	61	2.33%	
	97	Legitimate skip	1404	53.71%	
	Total		1,465	56.04%	

Valid	Invalid	Minimum	Maximum
1149	1465	0	1

 M1MS22N - MS22N REASON: ANOTHER- M1

Type	Code
Measurement Unit	Numeric
M1MS22N	Q22. Did you try to avoid experiencing discrimination because of your: Q22n. Another reason

Logic	if any Q8 to Q21=1, ask Q22
-------	-----------------------------

			Frequency	% of total	% of valid
Valid	8888	Request access	2614	100%	100%
		Total	2,614	100%	100%

Valid	Invalid	Minimum	Maximum
2614	0	8888	8888

 RM1MS22N - rMS22N REASON: ANOTHER- M1

Type	Numeric (Double)
------	------------------

			Frequency	% of total	% of valid
Missing	.		61	2.33%	
		Total	61	2.33%	

Valid	Invalid	Minimum	Maximum	Mean	StdDev
2553	61	0	97	53.443399...	48.158153...

 M1FF01 - FF01 WANT TO HAVE MORE KIDS- M1

Type	Code
Measurement Unit	Numeric
M1FF01	Q1. Earlier you reported having children. How much do you want to have additional children (biological, step, adopted, foster) in the future?
Logic	if (any S7Q4=3, 4, 5, 6) or S7Q3b=1 or any S8Q3, ask Q1

			Frequency	% of total	% of valid
Valid	1	Not at all	1347	51.53%	76.32%
	2	Somewhat	313	11.97%	17.73%
	3	Very much	105	4.02%	5.95%
		Total	1,765	67.52%	100%
Missing	.	Missing	59	2.26%	
	97	Legitimate skip	790	30.22%	
		Total	849	32.48%	

Valid	Invalid	Minimum	Maximum
1765	849	1	3

 M1FF02 - FF02 WANT TO HAVE CHILD- M1

Type	Code
------	------

Measurement Unit	Numeric
M1FF02	Q2. How much do you want to have children (biological, step, adopted, foster) in the future?
Logic	if (any S7Q4=3, 4, 5, 6) or S7Q3b=1 or any S8Q3, not ask Q2

			Frequency	% of total	% of valid
Valid	1	Not at all	374	14.31%	48.45%
	2	Somewhat	231	8.84%	29.92%
	3	Very much	167	6.39%	21.63%
		Total	772	29.53%	100%
Missing	.	Missing	18	0.69%	
	97	Legitimate skip	1824	69.78%	
		Total	1,842	70.47%	

Valid	Invalid	Minimum	Maximum
772	1842	1	3

M1FF03 - FF03 THOUGHTS ON HAVING CHILD- M1

Type	Code
Measurement Unit	Numeric
M1FF03	Q3. Please tell us your thoughts about having children (biological, step, adopted, foster) in the future. How many [additional] children would you like to have in the future?
Logic	if Q1=2,3 or Q2=2,3, ask Q3

			Frequency	% of total	% of valid
Valid	1	0	37	1.42%	4.56%
	2	1	508	19.43%	62.64%
	3	2 or more	266	10.18%	32.8%
		Total	811	31.03%	100%
Missing	.	Missing	5	0.19%	
	97	Legitimate skip	1798	68.78%	
		Total	1,803	68.97%	

Valid	Invalid	Minimum	Maximum
811	1803	1	3

M1FF04 - FF04 LIKELIHOOD TO HAVE BIO CHILD- M1

Type	Code
Measurement Unit	Numeric

M1FF04	Q4. How likely is it that you will have a biological child or children in the future?
Logic	if (Q1=2, 3 or Q2=2, 3) and Q3=2, 3, ask Q4

			Frequency	% of total	% of valid
Valid	1	Not at all likely	396	15.15%	51.23%
	2	Somewhat likely	288	11.02%	37.26%
	3	Very likely	89	3.4%	11.51%
		Total	773	29.57%	100%
Missing	.	Missing	1	0.04%	
	97	Legitimate skip	1840	70.39%	
		Total	1,841	70.43%	

Valid	Invalid	Minimum	Maximum
773	1841	1	3

M1FF05A - FF05A NO BIO: FERTILITY PROBLEM- M1

Type	Code
Measurement Unit	Numeric
M1FF05A	Q5. There are many reasons why people do not have biological children. Why are you not very likely to have biological children in the future? Select all that apply. Q5a. Fertility problems
Logic	if Q4=1, 2, ask Q5

			Frequency	% of total	% of valid
Valid	0	Not Marked	462	17.67%	68.24%
	1	Marked	215	8.22%	31.76%
		Total	677	25.9%	100%
Missing	.	Missing	7	0.27%	
	97	Legitimate skip	1930	73.83%	
		Total	1,937	74.1%	

Valid	Invalid	Minimum	Maximum
677	1937	0	1

M1FF05B - FF05B NO BIO: HEALTH PROBLEM- M1

Type	Code
Measurement Unit	Numeric

M1FF05B	Q5. There are many reasons why people do not have biological children. Why are you not very likely to have biological children in the future? Select all that apply. Q5b. Other health problems
Logic	if Q4=1, 2, ask Q5

			Frequency	% of total	% of valid
Valid	0	Not Marked	564	21.58%	83.31%
	1	Marked	113	4.32%	16.69%
	Total		677	25.9%	100%
Missing	.	Missing	7	0.27%	
	97	Legitimate skip	1930	73.83%	
	Total		1,937	74.1%	

Valid	Invalid	Minimum	Maximum
677	1937	0	1

 M1FF05C - FF05C NO BIO: COST OF FERTILITY- M1

Type	Code
Measurement Unit	Numeric
M1FF05C	Q5. There are many reasons why people do not have biological children. Why are you not very likely to have biological children in the future? Select all that apply. Q5c. Cost of fertility services (including access to egg and sperm)
Logic	if Q4=1, 2, ask Q5

			Frequency	% of total	% of valid
Valid	0	Not Marked	580	22.19%	85.67%
	1	Marked	97	3.71%	14.33%
	Total		677	25.9%	100%
Missing	.	Missing	7	0.27%	
	97	Legitimate skip	1930	73.83%	
	Total		1,937	74.1%	

Valid	Invalid	Minimum	Maximum
677	1937	0	1

 M1FF05D - FF05D NO BIO: COST OF SURROGACY- M1

Type	Code
Measurement Unit	Numeric

M1FF05D	Q5. There are many reasons why people do not have biological children. Why are you not very likely to have biological children in the future? Select all that apply. Q5d. Cost of surrogacy
Logic	if Q4=1, 2, ask Q5

			Frequency	% of total	% of valid
Valid	0	Not Marked	625	23.91%	92.32%
	1	Marked	52	1.99%	7.68%
		Total	677	25.9%	100%
Missing	.	Missing	7	0.27%	
	97	Legitimate skip	1930	73.83%	
		Total	1,937	74.1%	

Valid	Invalid	Minimum	Maximum
677	1937	0	1

 M1FF05E - FF05E NO BIO: COST TO RAISE CHILD- M1

Type	Code
Measurement Unit	Numeric
M1FF05E	Q5. There are many reasons why people do not have biological children. Why are you not very likely to have biological children in the future? Select all that apply. Q5e. Cost to raise a child
Logic	if Q4=1, 2, ask Q5

			Frequency	% of total	% of valid
Valid	0	Not Marked	525	20.08%	77.55%
	1	Marked	152	5.81%	22.45%
		Total	677	25.9%	100%
Missing	.	Missing	7	0.27%	
	97	Legitimate skip	1930	73.83%	
		Total	1,937	74.1%	

Valid	Invalid	Minimum	Maximum
677	1937	0	1

 M1FF05F - FF05F NO BIO: NO PARTNER/SPOUSE- M1

Type	Code
Measurement Unit	Numeric

M1FF05F	Q5. There are many reasons why people do not have biological children. Why are you not very likely to have biological children in the future? Select all that apply. Q5f. No partner/spouse
Logic	if Q4=1, 2, ask Q5

			Frequency	% of total	% of valid
Valid	0	Not Marked	512	19.59%	75.63%
	1	Marked	165	6.31%	24.37%
		Total	677	25.9%	100%
Missing	.	Missing	7	0.27%	
	97	Legitimate skip	1930	73.83%	
		Total	1,937	74.1%	

Valid	Invalid	Minimum	Maximum
677	1937	0	1

M1FF05G - FF05G NO BIO: PARTNER OPPOSED- M1

Type	Code
Measurement Unit	Numeric
M1FF05G	Q5. There are many reasons why people do not have biological children. Why are you not very likely to have biological children in the future? Select all that apply. Q5g. Partner/spouse is opposed
Logic	if Q4=1, 2, ask Q5

			Frequency	% of total	% of valid
Valid	0	Not Marked	583	22.3%	86.12%
	1	Marked	94	3.6%	13.88%
		Total	677	25.9%	100%
Missing	.	Missing	7	0.27%	
	97	Legitimate skip	1930	73.83%	
		Total	1,937	74.1%	

Valid	Invalid	Minimum	Maximum
677	1937	0	1

M1FF05H - FF05H NO BIO: PREFER TO ADOPT CHILD- M1

Type	Code
Measurement Unit	Numeric

M1FF05H	Q5. There are many reasons why people do not have biological children. Why are you not very likely to have biological children in the future? Select all that apply. Q5h. Prefer to adopt a child
Logic	if Q4=1, 2, ask Q5

			Frequency	% of total	% of valid
Valid	0	Not Marked	616	23.57%	90.99%
	1	Marked	61	2.33%	9.01%
		Total	677	25.9%	100%
Missing	.	Missing	7	0.27%	
	97	Legitimate skip	1930	73.83%	
		Total	1,937	74.1%	

Valid	Invalid	Minimum	Maximum
677	1937	0	1

M1FF05I - FF05I NO BIO: SOME OTHER REASON- M1

Type	Code
Measurement Unit	Numeric
M1FF05I	Q5. There are many reasons why people do not have biological children. Why are you not very likely to have biological children in the future? Select all that apply. Q5i. Some other reason
Logic	if Q4=1, 2, ask Q5

			Frequency	% of total	% of valid
Valid	0	Not Marked	485	18.55%	71.64%
	1	Marked	192	7.35%	28.36%
		Total	677	25.9%	100%
Missing	.	Missing	7	0.27%	
	97	Legitimate skip	1930	73.83%	
		Total	1,937	74.1%	

Valid	Invalid	Minimum	Maximum
677	1937	0	1

M1FF06 - FF06 LIKELIHOOD TO ADOPT A CHILD- M1

Type	Code
Measurement Unit	Numeric

M1FF06	Q6. How likely is it that you will adopt a child or children in the future?
Logic	if (Q1=2, 3 or Q2=2, 3) and Q3=2, 3, ask Q6

			Frequency	% of total	% of valid
Valid	1	Not at all likely	454	17.37%	58.81%
	2	Somewhat likely	275	10.52%	35.62%
	3	Very likely	43	1.64%	5.57%
Total			772	29.53%	100%
Missing	.	Missing	2	0.08%	
	97	Legitimate skip	1840	70.39%	
Total			1,842	70.47%	

Valid	Invalid	Minimum	Maximum
772	1842	1	3

 M1FF07A - FF07A NO ADOPT: COST OF ADOPTION- M1

Type	Code
Measurement Unit	Numeric
M1FF07A	Q7. There are many reasons why people do not adopt children. Why are you not very likely to adopt children in the future? Select all that apply. Q7a. Cost of adoption
Logic	if Q6=1, 2, ask Q7

			Frequency	% of total	% of valid
Valid	0	Not Marked	425	16.26%	59.11%
	1	Marked	294	11.25%	40.89%
Total			719	27.51%	100%
Missing	.	Missing	10	0.38%	
	97	Legitimate skip	1885	72.11%	
Total			1,895	72.49%	

Valid	Invalid	Minimum	Maximum
719	1895	0	1

 M1FF07B - FF07B NO ADOPT: COST TO RAISE CHILD- M1

Type	Code
Measurement Unit	Numeric
M1FF07B	Q7. There are many reasons why people do not adopt children. Why are you not very likely to adopt children in the future? Select all that apply. Q7b. Cost to raise a child

Logic	if Q6=1, 2, ask Q7
-------	--------------------

			Frequency	% of total	% of valid
Valid	0	Not Marked	542	20.73%	75.38%
	1	Marked	177	6.77%	24.62%
Total			719	27.51%	100%
Missing	.	Missing	10	0.38%	
	97	Legitimate skip	1885	72.11%	
Total			1,895	72.49%	

Valid	Invalid	Minimum	Maximum
719	1895	0	1

M1FF07C - FF07C NO ADOPT: NO PARTNER/SPOUSE- M1

Type	Code
Measurement Unit	Numeric
M1FF07C	Q7. There are many reasons why people do not adopt children. Why are you not very likely to adopt children in the future? Select all that apply. Q7c. No partner/spouse
Logic	if Q6=1, 2, ask Q7

			Frequency	% of total	% of valid
Valid	0	Not Marked	591	22.61%	82.2%
	1	Marked	128	4.9%	17.8%
Total			719	27.51%	100%
Missing	.	Missing	10	0.38%	
	97	Legitimate skip	1885	72.11%	
Total			1,895	72.49%	

Valid	Invalid	Minimum	Maximum
719	1895	0	1

M1FF07D - FF07D NO ADOPT: PARTNER OPPOSED- M1

Type	Code
Measurement Unit	Numeric
M1FF07D	Q7. There are many reasons why people do not adopt children. Why are you not very likely to adopt children in the future? Select all that apply. Q7d. Partner/spouse is opposed
Logic	if Q6=1, 2, ask Q7

			Frequency	% of total	% of valid
--	--	--	-----------	------------	------------

Valid	0	Not Marked	636	24.33%	88.46%
	1	Marked	83	3.18%	11.54%
		Total	719	27.51%	100%
Missing	.	Missing	10	0.38%	
	97	Legitimate skip	1885	72.11%	
		Total	1,895	72.49%	

Valid	Invalid	Minimum	Maximum
719	1895	0	1

 M1FF07E - FF07E NO ADOPT: STATE NO ALLOW SSP- M1

Type	Code
Measurement Unit	Numeric
M1FF07E	Q7. There are many reasons why people do not adopt children. Why are you not very likely to adopt children in the future? Select all that apply. Q7e. Agencies in my state do not allow same-sex couples and/or LGBT adults to adopt
Logic	if Q6=1, 2, ask Q7

			Frequency	% of total	% of valid
Valid	0	Not Marked	702	26.86%	97.64%
	1	Marked	17	0.65%	2.36%
		Total	719	27.51%	100%
Missing	.	Missing	10	0.38%	
	97	Legitimate skip	1885	72.11%	
		Total	1,895	72.49%	

Valid	Invalid	Minimum	Maximum
719	1895	0	1

 M1FF07F - FF07F NO ADOPT: PREFER BIO CHILD- M1

Type	Code
Measurement Unit	Numeric
M1FF07F	Q7. There are many reasons why people do not adopt children. Why are you not very likely to adopt children in the future? Select all that apply. Q7f. Prefer to have a biological child
Logic	if Q6=1, 2, ask Q7

			Frequency	% of total	% of valid
--	--	--	-----------	------------	------------

Valid	0	Not Marked	445	17.02%	61.89%
	1	Marked	274	10.48%	38.11%
		Total	719	27.51%	100%
Missing	.	Missing	10	0.38%	
	97	Legitimate skip	1885	72.11%	
		Total	1,895	72.49%	

Valid	Invalid	Minimum	Maximum
719	1895	0	1

 M1FF07G - FF07G NO ADOPT: SOME OTHER REASON- M1

Type	Code
Measurement Unit	Numeric
M1FF07G	Q7. There are many reasons why people do not adopt children. Why are you not very likely to adopt children in the future? Select all that apply. Q7g. Some other reason
Logic	if Q6=1, 2, ask Q7

			Frequency	% of total	% of valid
Valid	0	Not Marked	593	22.69%	82.48%
	1	Marked	126	4.82%	17.52%
		Total	719	27.51%	100%
Missing	.	Missing	10	0.38%	
	97	Legitimate skip	1885	72.11%	
		Total	1,895	72.49%	

Valid	Invalid	Minimum	Maximum
719	1895	0	1

 M1FF08 - FF08 LIKELIHOOD TO FOSTER A CHILD- M1

Type	Code
Measurement Unit	Numeric
M1FF08	Q8. How likely is it that you will foster a child or children in the future?
Logic	if (Q1=2, 3 or Q2=2, 3) and (Q3=2, 3), ask Q8

			Frequency	% of total	% of valid
Valid	1	Not at all likely	542	20.73%	70.3%
	2	Somewhat likely	195	7.46%	25.29%
	3	Very likely	34	1.3%	4.41%
		Total	771	29.5%	100%

Missing	.	Missing	3	0.11%	
	97	Legitimate skip	1840	70.39%	
		Total	1,843	70.5%	

Valid	Invalid	Minimum	Maximum
771	1843	1	3

 M1FF09A - FF09A NO FOSTER:RAISE CHILD COSTS- M1

Type	Code
Measurement Unit	Numeric
M1FF09A	Q9. There are many reasons why people do not foster children. Why are you not very likely to foster children in the future? Select all that apply. Q9a. Cost to raise a child
Logic	if Q8=1, 2, ask Q9

			Frequency	% of total	% of valid
Valid	0	Not Marked	512	19.59%	71.71%
	1	Marked	202	7.73%	28.29%
		Total	714	27.31%	100%
Missing	.	Missing	23	0.88%	
	97	Legitimate skip	1877	71.81%	
		Total	1,900	72.69%	

Valid	Invalid	Minimum	Maximum
714	1900	0	1

 M1FF09B - FF09B NO FOSTER: NO PARTNER/SPOUSE- M1

Type	Code
Measurement Unit	Numeric
M1FF09B	Q9. There are many reasons why people do not foster children. Why are you not very likely to foster children in the future? Select all that apply. Q9b. No partner/spouse
Logic	if Q8=1, 2, ask Q9

			Frequency	% of total	% of valid
Valid	0	Not Marked	588	22.49%	82.35%
	1	Marked	126	4.82%	17.65%
		Total	714	27.31%	100%
Missing	.	Missing	23	0.88%	
	97	Legitimate skip	1877	71.81%	
		Total	1,900	72.69%	

	Total	1,900	72.69%
--	-------	-------	--------

Valid	Invalid	Minimum	Maximum
714	1900	0	1

M1FF09C - FF09C NO FOSTER: PARTNER OPPOSED- M1

Type	Code
Measurement Unit	Numeric
M1FF09C	Q9. There are many reasons why people do not foster children. Why are you not very likely to foster children in the future? Select all that apply. Q9c. Partner/spouse is opposed
Logic	if Q8=1, 2, ask Q9

			Frequency	% of total	% of valid
Valid	0	Not Marked	622	23.79%	87.11%
	1	Marked	92	3.52%	12.89%
Total			714	27.31%	100%
Missing	.	Missing	23	0.88%	
	97	Legitimate skip	1877	71.81%	
Total			1,900	72.69%	

Valid	Invalid	Minimum	Maximum
714	1900	0	1

M1FF09D - FF09D NO FOSTER: STATE NO ALLOW SSP- M1

Type	Code
Measurement Unit	Numeric
M1FF09D	Q9. There are many reasons why people do not foster children. Why are you not very likely to foster children in the future? Select all that apply. Q9d. Agencies in my state do not allow same-sex couples and/or LGBT adults to foster
Logic	if Q8=1, 2, ask Q9

			Frequency	% of total	% of valid
Valid	0	Not Marked	702	26.86%	98.32%
	1	Marked	12	0.46%	1.68%
Total			714	27.31%	100%
Missing	.	Missing	23	0.88%	
	97	Legitimate skip	1877	71.81%	
Total			1,900	72.69%	

Valid	Invalid	Minimum	Maximum
714	1900	0	1

M1FF09E - FF09E NO FOSTER: PREFER BIO CHILD- M1

Type	Code
Measurement Unit	Numeric
M1FF09E	Q9. There are many reasons why people do not foster children. Why are you not very likely to foster children in the future? Select all that apply. Q9e. Prefer to have a biological child or to adopt a child
Logic	if Q8=1, 2, ask Q9

			Frequency	% of total	% of valid
Valid	0	Not Marked	414	15.84%	57.98%
	1	Marked	300	11.48%	42.02%
		Total	714	27.31%	100%
Missing	.	Missing	23	0.88%	
	97	Legitimate skip	1877	71.81%	
		Total	1,900	72.69%	

Valid	Invalid	Minimum	Maximum
714	1900	0	1

M1FF09F - FF09F NO FOSTER: SOME OTHER REASON- M1

Type	Code
Measurement Unit	Numeric
M1FF09F	Q9. There are many reasons why people do not foster children. Why are you not very likely to foster children in the future? Select all that apply. Q9f. Some other reason
Logic	if Q8=1, 2, ask Q9

			Frequency	% of total	% of valid
Valid	0	Not Marked	530	20.28%	74.23%
	1	Marked	184	7.04%	25.77%
		Total	714	27.31%	100%
Missing	.	Missing	23	0.88%	
	97	Legitimate skip	1877	71.81%	
		Total	1,900	72.69%	

Valid	Invalid	Minimum	Maximum
714	1900	0	1

 M1FF10 - FF10 HAVE USED FERTILITY TOGETHER- M1

Type	Code
Measurement Unit	Numeric
M1FF10	Q10. To help you start a family, have you ever used fertility services or has [HOUSEHOLD PARTNER] used fertility services in the time you have been together?
Logic	if any S7Q4=1, 2 or S7Q3a=1, ask Q10

			Frequency	% of total	% of valid
Valid	1	No	1482	56.69%	89.01%
	2	Yes, you have used fertility services.	96	3.67%	5.77%
	3	Yes, [HOUSEHOLD PARTNER] has used fertility services in the time that you have been together.	29	1.11%	1.74%
	4	Yes, you have used fertility services in the past and [HOUSEHOLD PARTNER] have used fertility services in the time that you have been together.	58	2.22%	3.48%
Total			1,665	63.7%	100%
Missing	.	Missing	48	1.84%	
	97	Legitimate skip	901	34.47%	
	Total			949	36.3%

Valid	Invalid	Minimum	Maximum
1665	949	1	4

 M1FF10A - FF10A HAVE USED FERTILITY- M1

Type	Code
Measurement Unit	Numeric
M1FF10A	Q10a. To help you start a family, have you ever used fertility services?
Logic	if (all S7Q4≠1, 2) or S7Q3a≠1, ask Q10a

			Frequency	% of total	% of valid
Valid	0	No	833	31.87%	95.53%
	1	Yes	39	1.49%	4.47%
	Total			872	33.36%
Missing	.	Missing	29	1.11%	
	97	Legitimate skip	1713	65.53%	

	Total	1,742	66.64%
--	-------	-------	--------

Valid	Invalid	Minimum	Maximum
872	1742	0	1

M1FF11A - FF11A DRUG TO IMPROVE OVULATION- M1

Type	Code
Measurement Unit	Numeric
M1FF11A	Q11. Please check all fertility services to help you start a family that you have ever had in your life, [including expenses for [HOUSEHOLD PARTNER] in the time that you have been together]. Q11a. Drugs to improve ovulation
Logic	if Q10=2, 3, 4 or Q10a=1, ask Q11

			Frequency	% of total	% of valid
Valid	0	Not Marked	59	2.26%	27.06%
	1	Marked	159	6.08%	72.94%
		Total	218	8.34%	100%
Missing	.	Missing	4	0.15%	
	97	Legitimate skip	2392	91.51%	
		Total	2,396	91.66%	

Valid	Invalid	Minimum	Maximum
218	2396	0	1

M1FF11B - FF11B ARTIFICIAL INSEMINATION- M1

Type	Code
Measurement Unit	Numeric
M1FF11B	Q11. Please check all fertility services to help you start a family that you have ever had in your life, [including expenses for [HOUSEHOLD PARTNER] in the time that you have been together]. Q11b. Artificial insemination
Logic	if Q10=2, 3, 4 or Q10a=1, ask Q11

			Frequency	% of total	% of valid
Valid	0	Not Marked	130	4.97%	59.63%
	1	Marked	88	3.37%	40.37%
		Total	218	8.34%	100%
Missing	.	Missing	4	0.15%	
	97	Legitimate skip	2392	91.51%	
		Total	2,396	91.66%	

		Total	2,396	91.66%	
--	--	-------	-------	--------	--

Valid	Invalid	Minimum	Maximum
218	2396	0	1

M1FF11C - FF11C SPERM BANK/STORAGE/PURCHASE- M1

Type	Code
Measurement Unit	Numeric
M1FF11C	Q11. Please check all fertility services to help you start a family that you have ever had in your life, [including expenses for [HOUSEHOLD PARTNER] in the time that you have been together]. Q11c. Sperm banking, storage, purchase
Logic	if Q10=2, 3, 4 or Q10a=1, ask Q11

			Frequency	% of total	% of valid
Valid	0	Not Marked	178	6.81%	81.65%
	1	Marked	40	1.53%	18.35%
		Total	218	8.34%	100%
Missing	.	Missing	4	0.15%	
	97	Legitimate skip	2392	91.51%	
		Total	2,396	91.66%	

Valid	Invalid	Minimum	Maximum
218	2396	0	1

M1FF11D - FF11D EGG BANK/STORAGE/PURCHASE- M1

Type	Code
Measurement Unit	Numeric
M1FF11D	Q11. Please check all fertility services to help you start a family that you have ever had in your life, [including expenses for [HOUSEHOLD PARTNER] in the time that you have been together]. Q11d. Egg banking, storage, purchase
Logic	if Q10=2, 3, 4 or Q10a=1, ask Q11

			Frequency	% of total	% of valid
Valid	0	Not Marked	189	7.23%	86.7%
	1	Marked	29	1.11%	13.3%
		Total	218	8.34%	100%
Missing	.	Missing	4	0.15%	
	97	Legitimate skip	2392	91.51%	
		Total	2,396	91.66%	

	Total	2,396	91.66%
--	-------	-------	--------

Valid	Invalid	Minimum	Maximum
218	2396	0	1

M1FF11E - FF11E GENETIC TESTING- M1

Type	Code
Measurement Unit	Numeric
M1FF11E	Q11. Please check all fertility services to help you start a family that you have ever had in your life, [including expenses for [HOUSEHOLD PARTNER] in the time that you have been together]. Q11e. Genetic testing
Logic	if Q10=2, 3, 4 or Q10a=1, ask Q11

			Frequency	% of total	% of valid
Valid	0	Not Marked	162	6.2%	74.31%
	1	Marked	56	2.14%	25.69%
		Total	218	8.34%	100%
Missing	.	Missing	4	0.15%	
	97	Legitimate skip	2392	91.51%	
		Total	2,396	91.66%	

Valid	Invalid	Minimum	Maximum
218	2396	0	1

M1FF11F - FF11F IN VITRO FERTILIZATION(IVF)- M1

Type	Code
Measurement Unit	Numeric
M1FF11F	Q11. Please check all fertility services to help you start a family that you have ever had in your life, [including expenses for [HOUSEHOLD PARTNER] in the time that you have been together]. Q11f. In vitro fertilization (IVF)
Logic	if Q10=2, 3, 4 or Q10a=1, ask Q11

			Frequency	% of total	% of valid
Valid	8888	Request access	2614	100%	100%
		Total	2,614	100%	100%

Valid	Invalid	Minimum	Maximum
2614	0	8888	8888

 M1FF11G - FF11G SURROGATE MOTHER- M1

Type	Code
Measurement Unit	Numeric
M1FF11G	Q11. Please check all fertility services to help you start a family that you have ever had in your life, [including expenses for [HOUSEHOLD PARTNER] in the time that you have been together]. Q11g. Surrogate mother
Logic	if Q10=2, 3, 4 or Q10a=1, ask Q11

			Frequency	% of total	% of valid
Valid	0	Not Marked	216	8.26%	99.08%
	1	Marked	2	0.08%	0.92%
		Total	218	8.34%	100%
Missing	.	Missing	4	0.15%	
	97	Legitimate skip	2392	91.51%	
		Total	2,396	91.66%	

Valid	Invalid	Minimum	Maximum
218	2396	0	1

 M1FF11H - FF11H OTHER MEDICAL SERVICES- M1

Type	Code
Measurement Unit	Numeric
M1FF11H	Q11. Please check all fertility services to help you start a family that you have ever had in your life, [including expenses for [HOUSEHOLD PARTNER] in the time that you have been together]. Q11h. Other medical services
Logic	if Q10=2, 3, 4 or Q10a=1, ask Q11

			Frequency	% of total	% of valid
Valid	8888	Request access	2614	100%	100%
		Total	2,614	100%	100%

Valid	Invalid	Minimum	Maximum
2614	0	8888	8888

 RM1FF11H - rFF11H OTHER MEDICAL SERVICES- M1

Type	Numeric (Double)
------	------------------

			Frequency	% of total	% of valid
Missing	.		4	0.15%	
		Total	4	0.15%	

Valid	Invalid	Minimum	Maximum	Mean	StdDev
2610	4	0	97	88.941762...	26.698199...

 M1FF12 - FF12 AMOUNT HEALTH INSURER COVERED- M1

Type	Code
Measurement Unit	Numeric
M1FF12	Q12. How much of these fertility costs were covered by a health insurer?
Logic	if any Q11=1, ask Q12

			Frequency	% of total	% of valid
Valid	1	All	25	0.96%	11.47%
	2	Most	44	1.68%	20.18%
	3	Some	79	3.02%	36.24%
	4	None	70	2.68%	32.11%
		Total	218	8.34%	100%
Missing	97	Legitimate skip	2396	91.66%	
		Total	2,396	91.66%	

Valid	Invalid	Minimum	Maximum
218	2396	1	4

 M1FF13 - FF13 ESTIMATED COST OF FERTILITY- M1

Type	Code
Measurement Unit	Numeric
M1FF13	Q13. Thinking about all of these fertility services to help you start a family, about how much did you [and [HOUSEHOLD PARTNER]] spend out of pocket for these services? [Include expenses for [HOUSEHOLD PARTNER] in the time that you have been together.] Please make your best estimate.
Logic	if (Q10=2, 3, 4 or Q10a=1) and Q12=2, 3, 4, ask Q13

			Frequency	% of total	% of valid
--	--	--	-----------	------------	------------

Valid	1	Less than \$5,000	68	2.6%	35.23%
	2	At least \$5,000 but less than 10,000	40	1.53%	20.73%
	3	At least \$10,000 but less than \$15,000	23	0.88%	11.92%
	4	At least \$15,000 but less than \$20,000	13	0.5%	6.74%
	5	At least \$20,000 but less than \$25,000	21	0.8%	10.88%
	6	At least \$25,000 but less than \$30,000	4	0.15%	2.07%
	7	At least \$30,000 but less than \$35,000	5	0.19%	2.59%
	8	At least \$35,000 but less than \$40,000	3	0.11%	1.55%
	9	At least \$40,000 but less than \$50,000	5	0.19%	2.59%
	10	\$50,000 or more	11	0.42%	5.7%
		Total	193	7.38%	100%
Missing	97	Legitimate skip	2421	92.62%	
		Total	2,421	92.62%	

Valid	Invalid	Minimum	Maximum
193	2421	1	10

M1FF14A - FF14A REGULAR INC AND/OR SAVING- M1	
Type	Code
Measurement Unit	Numeric
M1FF14A	Q14. Please share the strategies you [and [HOUSEHOLD PARTNER]] used to meet the cost of these out of pocket fertility services to help you start a family. Select all that apply. Q14a. Regular income and/or savings
Logic	if (Q10=2, 3, 4 or Q10a=1) and Q12=2, 3, 4, ask Q14

			Frequency	% of total	% of valid
Valid	0	Not Marked	8	0.31%	4.15%
	1	Marked	185	7.08%	95.85%
		Total	193	7.38%	100%
Missing	97	Legitimate skip	2421	92.62%	
		Total	2,421	92.62%	

Valid	Invalid	Minimum	Maximum

193	2421	0	1
-----	------	---	---

M1FF14B - FF14B FN GIFT FROM FRIEND/FAM- M1

Type	Code
Measurement Unit	Numeric
M1FF14B	Q14. Please share the strategies you [and [HOUSEHOLD PARTNER]] used to meet the cost of these out of pocket fertility services to help you start a family. Select all that apply. Q14b. Financial gift from a friend or family member
Logic	if (Q10=2, 3, 4 or Q10a=1) and Q12=2, 3, 4, ask Q14

			Frequency	% of total	% of valid
Valid	0	Not Marked	167	6.39%	86.53%
	1	Marked	26	0.99%	13.47%
		Total	193	7.38%	100%
Missing	97	Legitimate skip	2421	92.62%	
		Total	2,421	92.62%	

Valid	Invalid	Minimum	Maximum
193	2421	0	1

M1FF14C - FF14C LOAN FROM FRIEND/FAM- M2

Type	Code
Measurement Unit	Numeric
M1FF14C	Q14. Please share the strategies you [and [HOUSEHOLD PARTNER]] used to meet the cost of these out of pocket fertility services to help you start a family. Select all that apply. Q14c. Loan from a friend or family member
Logic	if (Q10=2, 3, 4 or Q10a=1) and Q12=2, 3, 4, ask Q14

			Frequency	% of total	% of valid
Valid	0	Not Marked	187	7.15%	96.89%
	1	Marked	6	0.23%	3.11%
		Total	193	7.38%	100%
Missing	97	Legitimate skip	2421	92.62%	
		Total	2,421	92.62%	

Valid	Invalid	Minimum	Maximum
193	2421	0	1

 M1FF14D - FF14D GRANT/LOAN FROM FAITH-BASE ORG- M1

Type	Code
Measurement Unit	Numeric
M1FF14D	Q14. Please share the strategies you [and [HOUSEHOLD PARTNER]] used to meet the cost of these out of pocket fertility services to help you start a family. Select all that apply. Q14d. Grant or loan from a faith-based organization
Logic	if (Q10=2, 3, 4 or Q10a=1) and Q12=2, 3, 4, ask Q14

			Frequency	% of total	% of valid
Valid	0	Not Marked	192	7.35%	99.48%
	1	Marked	1	0.04%	0.52%
		Total	193	7.38%	100%
Missing	97	Legitimate skip	2421	92.62%	
		Total	2,421	92.62%	

Valid	Invalid	Minimum	Maximum
193	2421	0	1

 M1FF14E - FF14E GRANT FROM NON-SECTARIAN ORG- M1

Type	Code
Measurement Unit	Numeric
M1FF14E	Q14. Please share the strategies you [and [HOUSEHOLD PARTNER]] used to meet the cost of these out of pocket fertility services to help you start a family. Select all that apply. Q14e. Grant from a non-sectarian (nonreligious) organization
Logic	if (Q10=2, 3, 4 or Q10a=1) and Q12=2, 3, 4, ask Q14

			Frequency	% of total	% of valid
Valid	0	Not Marked	192	7.35%	99.48%
	1	Marked	1	0.04%	0.52%
		Total	193	7.38%	100%
Missing	97	Legitimate skip	2421	92.62%	
		Total	2,421	92.62%	

Valid	Invalid	Minimum	Maximum
193	2421	0	1

 M1FF14F - FF14F HOME EQUITY LOAN- M1

Type	Code
Measurement Unit	Numeric
M1FF14F	Q14. Please share the strategies you [and [HOUSEHOLD PARTNER]] used to meet the cost of these out of pocket fertility services to help you start a family. Select all that apply. Q14f. Home equity loan
Logic	if (Q10=2, 3, 4 or Q10a=1) and Q12=2, 3, 4, ask Q14

			Frequency	% of total	% of valid
Valid	0	Not Marked	190	7.27%	98.45%
	1	Marked	3	0.11%	1.55%
		Total	193	7.38%	100%
Missing	97	Legitimate skip	2421	92.62%	
		Total	2,421	92.62%	

Valid	Invalid	Minimum	Maximum
193	2421	0	1

M1FF14G - FF14G ANOTHER FORM OF LOAN- M1

Type	Code
Measurement Unit	Numeric
M1FF14G	Q14. Please share the strategies you [and [HOUSEHOLD PARTNER]] used to meet the cost of these out of pocket fertility services to help you start a family. Select all that apply. Q14g. Another form of loan (not home equity)
Logic	if (Q10=2, 3, 4 or Q10a=1) and Q12=2, 3, 4, ask Q14

			Frequency	% of total	% of valid
Valid	0	Not Marked	183	7%	94.82%
	1	Marked	10	0.38%	5.18%
		Total	193	7.38%	100%
Missing	97	Legitimate skip	2421	92.62%	
		Total	2,421	92.62%	

Valid	Invalid	Minimum	Maximum
193	2421	0	1

M1FF14H - FF14H BORROW AGAINST RETIREMENT FUND-M1

Type	Code
Measurement Unit	Numeric

M1FF14H	Q14. Please share the strategies you [and [HOUSEHOLD PARTNER]] used to meet the cost of these out of pocket fertility services to help you start a family. Select all that apply. Q14h. Borrowed against a retirement fund
Logic	if (Q10=2, 3, 4 or Q10a=1) and Q12=2, 3, 4, ask Q14

			Frequency	% of total	% of valid
Valid	0	Not Marked	185	7.08%	95.85%
	1	Marked	8	0.31%	4.15%
		Total	193	7.38%	100%
Missing	97	Legitimate skip	2421	92.62%	
		Total	2,421	92.62%	

Valid	Invalid	Minimum	Maximum
193	2421	0	1

 M1FF14I - FF14I RAISED FUNDS IN-PERSON- M1

Type	Code
Measurement Unit	Numeric
M1FF14I	Q14. Please share the strategies you [and [HOUSEHOLD PARTNER]] used to meet the cost of these out of pocket fertility services to help you start a family. Select all that apply. Q14i. Raised funds through an in-person event or project
Logic	if (Q10=2, 3, 4 or Q10a=1) and Q12=2, 3, 4, ask Q14

			Frequency	% of total	% of valid
Valid	0	Not Marked	192	7.35%	99.48%
	1	Marked	1	0.04%	0.52%
		Total	193	7.38%	100%
Missing	97	Legitimate skip	2421	92.62%	
		Total	2,421	92.62%	

Valid	Invalid	Minimum	Maximum
193	2421	0	1

 M1FF14J - FF14J RAISED FUNDS ONLINE- M1

Type	Code
Measurement Unit	Numeric

M1FF14J	Q14. Please share the strategies you [and [HOUSEHOLD PARTNER]] used to meet the cost of these out of pocket fertility services to help you start a family. Select all that apply. Q14j. Raised funds online
Logic	if (Q10=2, 3, 4 or Q10a=1) and Q12=2, 3, 4, ask Q14

			Frequency	% of total	% of valid
Valid	0	Not Marked	190	7.27%	98.45%
	1	Marked	3	0.11%	1.55%
		Total	193	7.38%	100%
Missing	97	Legitimate skip	2421	92.62%	
		Total	2,421	92.62%	

Valid	Invalid	Minimum	Maximum
193	2421	0	1

 M1FF15 - FF15 ESTIMATED COST OF ADOPTION- M1

Type	Code
Measurement Unit	Numeric
M1FF15	Q15. Earlier, you indicated that an adopted child is part of your family. Approximately how much did the child or children’s adoption(s) cost, including travel costs and legal fees?
Logic	if any S7Q4=5 or any S8Q3=3, ask Q15

			Frequency	% of total	% of valid
Valid	1	Less than \$5,000	35	1.34%	60.34%
	2	At least \$5,000 but less than \$10,000	9	0.34%	15.52%
	4	At least \$15,000 but less than \$20,000	2	0.08%	3.45%
	5	At least \$20,000 but less than \$25,000	6	0.23%	10.34%
	7	At least \$30,000 but less than \$35,000	3	0.11%	5.17%
	9	\$40,000 or more	3	0.11%	5.17%
		Total	58	2.22%	100%
Missing	.	Missing	6	0.23%	
	97	Legitimate skip	2550	97.55%	
		Total	2,556	97.78%	

Valid	Invalid	Minimum	Maximum
58	2556	1	9

 M1FF16A - FF16A REGULAR INC AND/OR SAVING- M1

Type	Code
Measurement Unit	Numeric
M1FF16A	Q16. Please share the strategies you [and [HOUSEHOLD PARTNER]] used to meet the cost of adopting. Select all that apply. Q16a. Regular income and/or savings
Logic	if any S7Q4=5 or any S8Q3=3, ask Q16

			Frequency	% of total	% of valid
Valid	0	Not Marked	20	0.77%	36.36%
	1	Marked	35	1.34%	63.64%
		Total	55	2.1%	100%
Missing	.	Missing	9	0.34%	
	97	Legitimate skip	2550	97.55%	
		Total	2,559	97.9%	

Valid	Invalid	Minimum	Maximum
55	2559	0	1

 M1FF16B - FF16B FN GIFT FROM FRIEND/FAM- M1

Type	Code
Measurement Unit	Numeric
M1FF16B	Q16. Please share the strategies you [and [HOUSEHOLD PARTNER]] used to meet the cost of adopting. Select all that apply. Q16b. Financial gift from a friend or family member
Logic	if any S7Q4=5 or any S8Q3=3, ask Q16

			Frequency	% of total	% of valid
Valid	0	Not Marked	43	1.64%	78.18%
	1	Marked	12	0.46%	21.82%
		Total	55	2.1%	100%
Missing	.	Missing	9	0.34%	
	97	Legitimate skip	2550	97.55%	
		Total	2,559	97.9%	

Valid	Invalid	Minimum	Maximum
55	2559	0	1

 M1FF16C - FF16C LOAN FROM FRIEND/FAM- M2

Type	Code
Measurement Unit	Numeric
M1FF16C	Q16.Please share the strategies you [and [HOUSEHOLD PARTNER]] used to meet the cost of adopting. Select all that apply. Q16c. Loan from a friend or family member
Logic	if any S7Q4=5 or any S8Q3=3, ask Q16

			Frequency	% of total	% of valid
Valid	0	Not Marked	53	2.03%	96.36%
	1	Marked	2	0.08%	3.64%
	Total		55	2.1%	100%
Missing	.	Missing	9	0.34%	
	97	Legitimate skip	2550	97.55%	
	Total		2,559	97.9%	

Valid	Invalid	Minimum	Maximum
55	2559	0	1

M1FF16D - FF16D GRANT/LOAN FROM FAITH-BASE ORG- M1

Type	Code
Measurement Unit	Numeric
M1FF16D	Q16.Please share the strategies you [and [HOUSEHOLD PARTNER]] used to meet the cost of adopting. Select all that apply. Q16d. Grant or loan from a faith-based organization
Logic	if any S7Q4=5 or any S8Q3=3, ask Q16

			Frequency	% of total	% of valid
Valid	0	Not Marked	53	2.03%	96.36%
	1	Marked	2	0.08%	3.64%
	Total		55	2.1%	100%
Missing	.	Missing	9	0.34%	
	97	Legitimate skip	2550	97.55%	
	Total		2,559	97.9%	

Valid	Invalid	Minimum	Maximum
55	2559	0	1

M1FF16E - FF16E GRANT FROM NON-SECTARIAN ORG- M1

Type	Code
Measurement Unit	Numeric

M1FF16E	Q16.Please share the strategies you [and [HOUSEHOLD PARTNER]] used to meet the cost of adopting. Select all that apply. Q16e. Grant or loan from a non-sectarian (nonreligious) organization
Logic	if any S7Q4=5 or any S8Q3=3, ask Q16

			Frequency	% of total	% of valid
Valid	0	Not Marked	54	2.07%	98.18%
	1	Marked	1	0.04%	1.82%
	Total		55	2.1%	100%
Missing	.	Missing	9	0.34%	
	97	Legitimate skip	2550	97.55%	
	Total		2,559	97.9%	

Valid	Invalid	Minimum	Maximum
55	2559	0	1

 M1FF16F - FF16F SUBSIDY AS MILITARY FAM- M1

Type	Code
Measurement Unit	Numeric
M1FF16F	Q16.Please share the strategies you [and [HOUSEHOLD PARTNER]] used to meet the cost of adopting. Select all that apply. Q16f. Subsidy as a military family
Logic	if any S7Q4=5 or any S8Q3=3, ask Q16

			Frequency	% of total	% of valid
Valid	0	Not Marked	54	2.07%	98.18%
	1	Marked	1	0.04%	1.82%
	Total		55	2.1%	100%
Missing	.	Missing	9	0.34%	
	97	Legitimate skip	2550	97.55%	
	Total		2,559	97.9%	

Valid	Invalid	Minimum	Maximum
55	2559	0	1

 M1FF16G - FF16G HOME EQUITY AND OTHER LOAN- M1

Type	Code
Measurement Unit	Numeric

M1FF16G	Q16.Please share the strategies you [and [HOUSEHOLD PARTNER]] used to meet the cost of adopting. Select all that apply. Q16g. Home equity or other type of loan
Logic	if any S7Q4=5 or any S8Q3=3, ask Q16

			Frequency	% of total	% of valid
Valid	0	Not Marked	54	2.07%	98.18%
	1	Marked	1	0.04%	1.82%
		Total	55	2.1%	100%
Missing	.	Missing	9	0.34%	
	97	Legitimate skip	2550	97.55%	
		Total	2,559	97.9%	

Valid	Invalid	Minimum	Maximum
55	2559	0	1

 M1FF16H - FF16H BORROW AGAINST RETIREMENT FUND-M1

Type	Code
Measurement Unit	Numeric
M1FF16H	Q16.Please share the strategies you [and [HOUSEHOLD PARTNER]] used to meet the cost of adopting. Select all that apply. Q16h. Borrowed against a retirement fund
Logic	if any S7Q4=5 or any S8Q3=3, ask Q16

			Frequency	% of total	% of valid
Valid	0	Not Marked	53	2.03%	96.36%
	1	Marked	2	0.08%	3.64%
		Total	55	2.1%	100%
Missing	.	Missing	9	0.34%	
	97	Legitimate skip	2550	97.55%	
		Total	2,559	97.9%	

Valid	Invalid	Minimum	Maximum
55	2559	0	1

 M1FF16I - FF16I RAISED FUNDS IN-PERSON/ONLINE- M1

Type	Code
Measurement Unit	Numeric

M1FF16I	Q16.Please share the strategies you [and [HOUSEHOLD PARTNER]] used to meet the cost of adopting. Select all that apply. Q16i. Raised funds through an in-person event or project, or online
Logic	if any S7Q4=5 or any S8Q3=3, ask Q16

			Frequency	% of total	% of valid
Valid	0	Not Marked	54	2.07%	98.18%
	1	Marked	1	0.04%	1.82%
		Total	55	2.1%	100%
Missing	.	Missing	9	0.34%	
	97	Legitimate skip	2550	97.55%	
		Total	2,559	97.9%	

Valid	Invalid	Minimum	Maximum
55	2559	0	1

 M1FF16J - FF16J ADOPTION TAX CREDIT- M1

Type	Code
Measurement Unit	Numeric
M1FF16J	Q16.Please share the strategies you [and [HOUSEHOLD PARTNER]] used to meet the cost of adopting. Select all that apply. Q16j. Adoption tax credit
Logic	if any S7Q4=5 or any S8Q3=3, ask Q16

			Frequency	% of total	% of valid
Valid	0	Not Marked	45	1.72%	81.82%
	1	Marked	10	0.38%	18.18%
		Total	55	2.1%	100%
Missing	.	Missing	9	0.34%	
	97	Legitimate skip	2550	97.55%	
		Total	2,559	97.9%	

Valid	Invalid	Minimum	Maximum
55	2559	0	1

 M1FF16K - FF16K REIMBURSEMENT BY EMPLOYER- M1

Type	Code
Measurement Unit	Numeric

M1FF16K	Q16.Please share the strategies you [and [HOUSEHOLD PARTNER]] used to meet the cost of adopting. Select all that apply. Q16k. Adoption reimbursement through my employer (or my partner's employer)
Logic	if any S7Q4=5 or any S8Q3=3, ask Q16

			Frequency	% of total	% of valid
Valid	0	Not Marked	52	1.99%	94.55%
	1	Marked	3	0.11%	5.45%
		Total	55	2.1%	100%
Missing	.	Missing	9	0.34%	
	97	Legitimate skip	2550	97.55%	
		Total	2,559	97.9%	

Valid	Invalid	Minimum	Maximum
55	2559	0	1

 M1FF16L - FF16L FROM FOSTER-LOW COST/SUBSIDY- M1

Type	Code
Measurement Unit	Numeric
M1FF16L	Q16.Please share the strategies you [and [HOUSEHOLD PARTNER]] used to meet the cost of adopting. Select all that apply. Q16l. I adopted from U.S. foster care and had minimal costs and/or qualified for a subsidy/reimbursement
Logic	if any S7Q4=5 or any S8Q3=3, ask Q16

			Frequency	% of total	% of valid
Valid	0	Not Marked	36	1.38%	65.45%
	1	Marked	19	0.73%	34.55%
		Total	55	2.1%	100%
Missing	.	Missing	9	0.34%	
	97	Legitimate skip	2550	97.55%	
		Total	2,559	97.9%	

Valid	Invalid	Minimum	Maximum
55	2559	0	1

 M1AE01 - AE01 12 MO MOVE/NEW LIVE WITH YOU- M1

Type	Code
Measurement Unit	Numeric

M1AE01	Q1. During the last 12 months, did you move or have anyone new come to live with you?
--------	---

			Frequency	% of total	% of valid
Valid	0	No	2091	79.99%	82.16%
	1	Yes	454	17.37%	17.84%
		Total	2,545	97.36%	100%
Missing	.	Missing	69	2.64%	
			Total	69	2.64%

Valid	Invalid	Minimum	Maximum
2545	69	0	1

 M1AE02 - AE02 12 MO YOU WERE FIRED/LAID OFF- M1

Type	Code
Measurement Unit	Numeric
M1AE02	Q2. During the last 12 months, were you fired or laid off from a job?

			Frequency	% of total	% of valid
Valid	0	No	2217	84.81%	87.35%
	1	Yes	321	12.28%	12.65%
		Total	2,538	97.09%	100%
Missing	.	Missing	76	2.91%	
			Total	76	2.91%

Valid	Invalid	Minimum	Maximum
2538	76	0	1

 M1AE03 - AE03 12 MO UNEMPLOYED/LOOK JOB 1 MO- M1

Type	Code
Measurement Unit	Numeric
M1AE03	Q3. During the last 12 months, were you unemployed and looking for a job for more than a month?

			Frequency	% of total	% of valid
Valid	0	No	2124	81.25%	83.85%
	1	Yes	409	15.65%	16.15%
		Total	2,533	96.9%	100%
Missing	.	Missing	81	3.1%	
			Total	81	3.1%

Valid	Invalid	Minimum	Maximum
2533	81	0	1

M1AE04 - AE04 12 MO TROUBLE w BOSS/COWORKER- M1

Type	Code
Measurement Unit	Numeric
M1AE04	Q4. During the last 12 months, have you had trouble with your boss or a coworker?

			Frequency	% of total	% of valid
Valid	0	No	2016	77.12%	79.65%
	1	Yes	515	19.7%	20.35%
		Total	2,531	96.82%	100%
Missing	.	Missing	83	3.18%	
			Total	83	3.18%

Valid	Invalid	Minimum	Maximum
2531	83	0	1

M1AE05 - AE05 12 MO CHANGE JOB, RESPON, HOURS- M1

Type	Code
Measurement Unit	Numeric
M1AE05	Q5. During the last 12 months, did you change jobs, job responsibilities, or work hours?

			Frequency	% of total	% of valid
Valid	0	No	1681	64.31%	66.34%
	1	Yes	853	32.63%	33.66%
		Total	2,534	96.94%	100%
Missing	.	Missing	80	3.06%	
			Total	80	3.06%

Valid	Invalid	Minimum	Maximum
2534	80	0	1

M1AE06 - AE06 12 MO RELATIONSHIP ENDED- M1

Type	Code
Measurement Unit	Numeric

M1AE06	Q6. During the last 12 months, did you get separated or divorced or break off a steady relationship?
--------	--

			Frequency	% of total	% of valid
Valid	0	No	2305	88.18%	91.03%
	1	Yes	227	8.68%	8.97%
		Total	2,532	96.86%	100%
Missing	.	Missing	82	3.14%	
		Total	82	3.14%	

Valid	Invalid	Minimum	Maximum
2532	82	0	1

M1AE07 - AE07 12 MO PROB w NB/FRIEND/RELATIVE- M1

Type	Code
Measurement Unit	Numeric
M1AE07	Q7. During the last 12 months, have you had serious problems with a neighbor, friend, or relative?

			Frequency	% of total	% of valid
Valid	0	No	2160	82.63%	85.14%
	1	Yes	377	14.42%	14.86%
		Total	2,537	97.05%	100%
Missing	.	Missing	77	2.95%	
		Total	77	2.95%	

Valid	Invalid	Minimum	Maximum
2537	77	0	1

M1AE08 - AE08 12 MO FN CRISIS/NOT PAY BILLS- M1

Type	Code
Measurement Unit	Numeric
M1AE08	Q8. During the last 12 months, have you experienced a major financial crisis, declared bankruptcy, or more than once been unable to pay your bills on time?

			Frequency	% of total	% of valid
Valid	0	No	2063	78.92%	81.25%
	1	Yes	476	18.21%	18.75%
		Total	2,539	97.13%	100%
Missing	.	Missing	75	2.87%	
		Total	75	2.87%	

		Total	75	2.87%	
--	--	-------	----	-------	--

Valid	Invalid	Minimum	Maximum
2539	75	0	1

 M1AE09 - AE09 12 MO ASSAULT/ATTACK/MUG-YOU- M1

Type	Code
Measurement Unit	Numeric
M1AE09	Q9. During the last 12 months, have you been physically assaulted, attacked, or mugged?

			Frequency	% of total	% of valid
Valid	0	No	2473	94.61%	97.44%
	1	Yes	65	2.49%	2.56%
Total			2,538	97.09%	100%
Missing	.	Missing	76	2.91%	
	Total		76	2.91%	

Valid	Invalid	Minimum	Maximum
2538	76	0	1

 M1AE10 - AE10 12 MO POLICE/LAW TROUBLE-YOU- M1

Type	Code
Measurement Unit	Numeric
M1AE10	Q10. During the last 12 months, did you have serious trouble with the police or the law?

			Frequency	% of total	% of valid
Valid	0	No	2503	95.75%	98.66%
	1	Yes	34	1.3%	1.34%
Total			2,537	97.05%	100%
Missing	.	Missing	77	2.95%	
	Total		77	2.95%	

Valid	Invalid	Minimum	Maximum
2537	77	0	1

 M1AE11 - AE11 12 MO STOLEN FROM YOU- M1

Type	Code
Measurement Unit	Numeric

M1AE11	Q11. During the last 12 months, was something stolen from you, including things that you carry like a wallet, or something inside or outside your home?
--------	---

			Frequency	% of total	% of valid
Valid	0	No	2345	89.71%	92.32%
	1	Yes	195	7.46%	7.68%
		Total	2,540	97.17%	100%
Missing	.	Missing	74	2.83%	
			Total	74	2.83%

Valid	Invalid	Minimum	Maximum
2540	74	0	1

 M1AE12 - AE12 12 MO DAMAGED/DESTROYED PROP- M1

Type	Code
Measurement Unit	Numeric
M1AE12	Q12. During the last 12 months, has anyone intentionally damaged or destroyed property owned by you or someone else in your house?

			Frequency	% of total	% of valid
Valid	0	No	2390	91.43%	94.21%
	1	Yes	147	5.62%	5.79%
		Total	2,537	97.05%	100%
Missing	.	Missing	77	2.95%	
			Total	77	2.95%

Valid	Invalid	Minimum	Maximum
2537	77	0	1

 M1AE13 - AE13 12 MO FAM MEMBER/FRIEND DIE-M1

Type	Code
Measurement Unit	Numeric
M1AE13	Q13. During the last 12 months, did any of your family members or close friends die?

			Frequency	% of total	% of valid
Valid	0	No	1698	64.96%	66.93%
	1	Yes	839	32.1%	33.07%
		Total	2,537	97.05%	100%
Missing	.	Missing	77	2.95%	

		Total	77	2.95%	
--	--	-------	----	-------	--

Valid	Invalid	Minimum	Maximum
2537	77	0	1

 M1AE14 - AE14 12 MO ASSAULT/ATTACK/MUG-FAM/FRD-M1

Type	Code
Measurement Unit	Numeric
M1AE14	Q14. During the last 12 months, were any of your family members or close friends physically assaulted, attacked, or mugged?

			Frequency	% of total	% of valid
Valid	0	No	2454	93.88%	96.73%
	1	Yes	83	3.18%	3.27%
Total			2,537	97.05%	100%
Missing	.	Missing	77	2.95%	
	Total		77	2.95%	

Valid	Invalid	Minimum	Maximum
2537	77	0	1

 M1AE15 - AE15 12 MO POLICE/LAW TROUBLE-FAM/FRD-M1

Type	Code
Measurement Unit	Numeric
M1AE15	Q15. During the last 12 months, did any of your family members or close friends have serious trouble with the police or the law?

			Frequency	% of total	% of valid
Valid	0	No	2366	90.51%	93.41%
	1	Yes	167	6.39%	6.59%
Total			2,533	96.9%	100%
Missing	.	Missing	81	3.1%	
	Total		81	3.1%	

Valid	Invalid	Minimum	Maximum
2533	81	0	1

 M1AE16A - AE16A OPEN UP TO FAM/FRIENDS- M1

Type	Code
Measurement Unit	Numeric

M1AE16A	Q16a. Can you open up to your family or friends if you need to talk about your worries?
---------	---

			Frequency	% of total	% of valid
Valid	0	No	304	11.63%	12%
	1	Yes	2229	85.27%	88%
		Total	2,533	96.9%	100%
Missing	.	Missing	81	3.1%	
			Total	81	3.1%

Valid	Invalid	Minimum	Maximum
2533	81	0	1

 M1AE16B - AE16B RELY ON FAM/FRIENDS- M1

Type	Code
Measurement Unit	Numeric
M1AE16B	Q16b. Can you rely on your family or friends for help if you have a problem?

			Frequency	% of total	% of valid
Valid	0	No	229	8.76%	9.11%
	1	Yes	2285	87.41%	90.89%
		Total	2,514	96.17%	100%
Missing	.	Missing	100	3.83%	
			Total	100	3.83%

Valid	Invalid	Minimum	Maximum
2514	100	0	1

 M1AE17 - AE17 12 MO NO PHONE SERVICE- M1

Type	Code
Measurement Unit	Numeric
M1AE17	Q17. In the past 12 months, was there a time when you or other family members in your household were without phone service because you didn't have enough money?

			Frequency	% of total	% of valid
Valid	0	No	2364	90.44%	93.18%
	1	Yes	173	6.62%	6.82%
		Total	2,537	97.05%	100%
Missing	.	Missing	77	2.95%	

		Total	77	2.95%	
--	--	-------	----	-------	--

Valid	Invalid	Minimum	Maximum
2537	77	0	1

 M1AE18 - AE18 12 MO NOT PAY FULL RENT/MORGAGE- M1

Type	Code
Measurement Unit	Numeric
M1AE18	Q18. In the past 12 months, was there a time when you or other family members in your household didn't pay the full amount of the rent or mortgage because you didn't have enough money?

			Frequency	% of total	% of valid
Valid	0	No	2202	84.24%	86.9%
	1	Yes	332	12.7%	13.1%
		Total	2,534	96.94%	100%
Missing	.	Missing	80	3.06%	
			Total	80	3.06%

Valid	Invalid	Minimum	Maximum
2534	80	0	1

 M1AE19 - AE19 12 MO EVICTED FROM HOUSE/APT- M1

Type	Code
Measurement Unit	Numeric
M1AE19	Q19. In the past 12 months, was there a time when you or other family members in your household were evicted from your house or apartment for not paying the rent or mortgage?

			Frequency	% of total	% of valid
Valid	0	No	2507	95.91%	99.09%
	1	Yes	23	0.88%	0.91%
		Total	2,530	96.79%	100%
Missing	.	Missing	84	3.21%	
			Total	84	3.21%

Valid	Invalid	Minimum	Maximum
2530	84	0	1

 M1AE20 - AE20 12 MO NOT PAY FULL ENERGY BILLS- M1

Type	Code
Measurement Unit	Numeric
M1AE20	Q20. In the past 12 months, was there a time when you or other family members in your household didn't pay the full amount of a gas, electricity, or oil bill because you didn't have enough money?

			Frequency	% of total	% of valid
Valid	0	No	2078	79.5%	81.97%
	1	Yes	457	17.48%	18.03%
		Total	2,535	96.98%	100%
Missing	.	Missing	79	3.02%	
		Total	79	3.02%	

Valid	Invalid	Minimum	Maximum
2535	79	0	1

M1AE21 - AE21 12 MO ENERGY SERVICE TURNED OFF- M1

Type	Code
Measurement Unit	Numeric
M1AE21	Q21. In the past 12 months, was there a time when you or other family members in your household had the service turned off by the gas or electric company, or the oil company wouldn't deliver, because payments were not made?

			Frequency	% of total	% of valid
Valid	0	No	2412	92.27%	95.15%
	1	Yes	123	4.71%	4.85%
		Total	2,535	96.98%	100%
Missing	.	Missing	79	3.02%	
		Total	79	3.02%	

Valid	Invalid	Minimum	Maximum
2535	79	0	1

M1AE22 - AE22 12 MO WORRIED FOOD WILL RUN OUT- M1

Type	Code
Measurement Unit	Numeric
M1AE22	Q22. In the past 12 months, was there a time when you or other family members in your household worried whether food would run out before you would get money to buy more?

			Frequency	% of total	% of valid
Valid	0	No	2150	82.25%	84.95%
	1	Yes	381	14.58%	15.05%
		Total	2,531	96.82%	100%
Missing	.	Missing	83	3.18%	
			Total	83	3.18%

Valid	Invalid	Minimum	Maximum
2531	83	0	1

 M1AE23 - AE23 12 MO TROUBLE PAY MEDICAL BILL- M1

Type	Code
Measurement Unit	Numeric
M1AE23	Q23. In the past 12 months, was there a time when you or other family members in your household had problems paying or were unable to pay any medical bills? Include bills for doctors, dentists, hospitals, therapists, medication, equipment, nursing home, or home care.

			Frequency	% of total	% of valid
Valid	0	No	2057	78.69%	81.3%
	1	Yes	473	18.09%	18.7%
		Total	2,530	96.79%	100%
Missing	.	Missing	84	3.21%	
			Total	84	3.21%

Valid	Invalid	Minimum	Maximum
2530	84	0	1

 M1AE24 - AE24 12 MO DELAY/NOT GET MEDICINE-M1

Type	Code
Measurement Unit	Numeric
M1AE24	Q24. In the past 12 months, was there a time when you or other family members in your household delayed or did not get a medicine that a doctor prescribed for you (or your family) because you didn't have enough money?

			Frequency	% of total	% of valid
Valid	0	No	2181	83.44%	86.34%
	1	Yes	345	13.2%	13.66%
		Total	2,526	96.63%	100%
Missing	.	Missing	88	3.37%	

		Total	88	3.37%	
--	--	-------	----	-------	--

Valid	Invalid	Minimum	Maximum
2526	88	0	1

 M1HE01 - HE01 HOW IS GEN PHYSICAL HEALTH- M1

Type	Code
Measurement Unit	numeric
M1HE01	Q1. In general, how is your health?

			Frequency	% of total	% of valid
Valid	1	Excellent	360	13.77%	14.18%
	2	Very Good	902	34.51%	35.53%
	3	Good	869	33.24%	34.23%
	4	Fair	334	12.78%	13.15%
	5	Poor	74	2.83%	2.91%
		Total	2,539	97.13%	100%
Missing	.	Missing	75	2.87%	
		Total	75	2.87%	

Valid	Invalid	Minimum	Maximum
2539	75	1	5

 M1HE02 - HE02 ARE YOU PREGNANT NOW- M1

Type	Code
Measurement Unit	numeric
M1HE02	Q2. Are you pregnant now?
Logic	if S4Q2=2, ask Q2

			Frequency	% of total	% of valid
Valid	0	No	1825	69.82%	99.62%
	1	Yes	7	0.27%	0.38%
		Total	1,832	70.08%	100%
Missing	.	Missing	58	2.22%	
	97	Legitimate Skip	724	27.7%	
		Total	782	29.92%	

Valid	Invalid	Minimum	Maximum
1832	782	0	1

 M1HE03A - HE03A EVER DX DEPRESSION- M1

Type	Code
Measurement Unit	numeric
M1HE03A	Q3. Has a doctor, nurse, or other health care provider ever told you that you have or had any of the following? Q3a. Depression

			Frequency	% of total	% of valid
Valid	0	No	1506	57.61%	59.48%
	1	Yes	1026	39.25%	40.52%
		Total	2,532	96.86%	100%
Missing	.	Missing	82	3.14%	
		Total	82	3.14%	

Valid	Invalid	Minimum	Maximum
2532	82	0	1

 M1HE03B - HE03B EVER DX ANXIETY/PANIC- M1

Type	Code
Measurement Unit	numeric
M1HE03B	Q3. Has a doctor, nurse, or other health care provider ever told you that you have or had any of the following? Q3b. Anxiety or panic disorder

			Frequency	% of total	% of valid
Valid	0	No	1521	58.19%	60.02%
	1	Yes	1013	38.75%	39.98%
		Total	2,534	96.94%	100%
Missing	.	Missing	80	3.06%	
		Total	80	3.06%	

Valid	Invalid	Minimum	Maximum
2534	80	0	1

 M1HE03C - HE03C EVER DX HIGH BL PRESSUR/HYPERTS-M1

Type	Code
Measurement Unit	numeric

M1HE03C	Q3. Has a doctor, nurse, or other health care provider ever told you that you have or had any of the following? Q3c. High blood pressure or hypertension (excluding pregnancy)
---------	---

			Frequency	% of total	% of valid
Valid	0	No	1907	72.95%	75.38%
	1	Yes	623	23.83%	24.62%
		Total	2,530	96.79%	100%
Missing	.	Missing	84	3.21%	
			Total	84	3.21%

Valid	Invalid	Minimum	Maximum
2530	84	0	1

 M1HE03D - HE03D EVER DX HIGH CHOLE/LIPIDS/TRG- M1

Type	Code
Measurement Unit	numeric
M1HE03D	Q3. Has a doctor, nurse, or other health care provider ever told you that you have or had any of the following? Q3d. High cholesterol, triglycerides, or lipids

			Frequency	% of total	% of valid
Valid	0	No	1938	74.14%	76.57%
	1	Yes	593	22.69%	23.43%
		Total	2,531	96.82%	100%
Missing	.	Missing	83	3.18%	
			Total	83	3.18%

Valid	Invalid	Minimum	Maximum
2531	83	0	1

 M1HE03E - HE03E EVER DX ASTHM/CHR BRN/EMPH- M1

Type	Code
Measurement Unit	numeric
M1HE03E	Q3. Has a doctor, nurse, or other health care provider ever told you that you have or had any of the following? Q3e. Asthma, chronic bronchitis, or emphysema

			Frequency	% of total	% of valid
Valid	0	No	2051	78.46%	81.07%
	1	Yes	479	18.32%	18.93%

		Total	2,530	96.79%	100%
Missing	.	Missing	84	3.21%	
		Total	84	3.21%	

Valid	Invalid	Minimum	Maximum
2530	84	0	1

 M1HE03F - HE03F EVER DX DIABETES/HIGH BL SUGAR- M1

Type	Code
Measurement Unit	numeric
M1HE03F	Q3. Has a doctor, nurse, or other health care provider ever told you that you have or had any of the following? Q3f. High blood sugar/diabetes (excluding pregnancy)

			Frequency	% of total	% of valid
Valid	0	No	2291	87.64%	90.41%
	1	Yes	243	9.3%	9.59%
		Total	2,534	96.94%	100%
Missing	.	Missing	80	3.06%	
		Total	80	3.06%	

Valid	Invalid	Minimum	Maximum
2534	80	0	1

 M1HE03G - HE03G EVER DX HIV/AIDS- M1

Type	Code
Measurement Unit	numeric
M1HE03G	Q3. Has a doctor, nurse, or other health care provider ever told you that you have or had any of the following? Q3g. HIV/AIDS

			Frequency	% of total	% of valid
Valid	8888	Request access	2614	100%	100%
		Total	2,614	100%	100%

Valid	Invalid	Minimum	Maximum
2614	0	8888	8888


 M1HE03H - HE03H EVER DX CANCER/LEUKEMIA- M1

Type	Code
------	------

Measurement Unit	numeric
M1HE03H	Q3. Has a doctor, nurse, or other health care provider ever told you that you have or had any of the following? Q3h. Cancer, lymphoma, or leukemia (do not include skin cancer, except melanoma)

			Frequency	% of total	% of valid
Valid	0	No	2452	93.8%	96.73%
	1	Yes	83	3.18%	3.27%
	Total		2,535	96.98%	100%
Missing	.	Missing	79	3.02%	
	Total		79	3.02%	

Valid	Invalid	Minimum	Maximum
2535	79	0	1

 M1HE03I - HE03I EVER DX COVID-19- M1

Type	Code
Measurement Unit	numeric
M1HE03I	Q3. Has a doctor, nurse, or other health care provider ever told you that you have or had any of the following? Q3i. COVID-19 (coronavirus)

			Frequency	% of total	% of valid
Valid	0	No	2406	92.04%	95.02%
	1	Yes	126	4.82%	4.98%
	Total		2,532	96.86%	100%
Missing	.	Missing	82	3.14%	
	Total		82	3.14%	

Valid	Invalid	Minimum	Maximum
2532	82	0	1

 M1HE04A - HE04A INSUR-AT LEAST ONE NO COVERAGE- M1

Type	Code
Measurement Unit	numeric
M1HE04A	Q4. What kind of health insurance or health care coverage do you and any other family in your household have? Select all that apply. Q4a. At least one person has no coverage of any type

			Frequency	% of total	% of valid
--	--	--	-----------	------------	------------

Valid	0	Not Marked	2263	86.57%	89.98%
	1	Marked	252	9.64%	10.02%
		Total	2,515	96.21%	100%
Missing	.	Missing	99	3.79%	
		Total	99	3.79%	

Valid	Invalid	Minimum	Maximum
2515	99	0	1

 M1HE04B - HE04B INSUR-PRIVATE - M1

Type	Code
Measurement Unit	numeric
M1HE04B	Q4. What kind of health insurance or health care coverage do you and any other family in your household have? Select all that apply. Q4b. Private health insurance

			Frequency	% of total	% of valid
Valid	0	Not Marked	765	29.27%	30.42%
	1	Marked	1750	66.95%	69.58%
		Total	2,515	96.21%	100%
Missing	.	Missing	99	3.79%	
		Total	99	3.79%	

Valid	Invalid	Minimum	Maximum
2515	99	0	1

 M1HE04C - HE04C INSUR-MEDICAID- M1

Type	Code
Measurement Unit	numeric
M1HE04C	Q4. What kind of health insurance or health care coverage do you and any other family in your household have? Select all that apply. Q4c. Medicaid

			Frequency	% of total	% of valid
Valid	0	Not Marked	2078	79.5%	82.62%
	1	Marked	437	16.72%	17.38%
		Total	2,515	96.21%	100%
Missing	.	Missing	99	3.79%	
		Total	99	3.79%	

Valid	Invalid	Minimum	Maximum
2515	99	0	1

M1HE04D - HE04D INSUR-SCHIP/CHIP- M1

Type	Code
Measurement Unit	numeric
M1HE04D	Q4. What kind of health insurance or health care coverage do you and any other family in your household have? Select all that apply. Q4d. SCHIP (CHIP/Children's Health Insurance Program)

			Frequency	% of total	% of valid
Valid	0	Not Marked	2471	94.53%	98.25%
	1	Marked	44	1.68%	1.75%
Total			2,515	96.21%	100%
Missing	.	Missing	99	3.79%	
	Total		99	3.79%	

Valid	Invalid	Minimum	Maximum
2515	99	0	1

M1HE04E - HE04E INSUR-STATE HEALTH PLAN- M1

Type	Code
Measurement Unit	numeric
M1HE04E	Q4. What kind of health insurance or health care coverage do you and any other family in your household have? Select all that apply. Q4e. State-Sponsored health plan

			Frequency	% of total	% of valid
Valid	0	Not Marked	2323	88.87%	92.37%
	1	Marked	192	7.35%	7.63%
Total			2,515	96.21%	100%
Missing	.	Missing	99	3.79%	
	Total		99	3.79%	

Valid	Invalid	Minimum	Maximum
2515	99	0	1

M1HE04F - HE04F INSUR-MILITARY HEALTH CARE- M1

Type	Code
Measurement Unit	numeric

M1HE04F	Q4. What kind of health insurance or health care coverage do you and any other family in your household have? Select all that apply. Q4f. Military health care (TRICARE/VA/CHAMP-VA)
---------	---

			Frequency	% of total	% of valid
Valid	0	Not Marked	2415	92.39%	96.02%
	1	Marked	100	3.83%	3.98%
		Total	2,515	96.21%	100%
Missing	.	Missing	99	3.79%	
			Total	99	3.79%

Valid	Invalid	Minimum	Maximum
2515	99	0	1

M1HE04G - HE04G INSUR-INDIAN HEALTH SERVICE- M1

Type	Code
Measurement Unit	numeric
M1HE04G	Q4. What kind of health insurance or health care coverage do you and any other family in your household have? Select all that apply. Q4g. Indian Health Service

			Frequency	% of total	% of valid
Valid	0	Not Marked	2501	95.68%	99.44%
	1	Marked	14	0.54%	0.56%
		Total	2,515	96.21%	100%
Missing	.	Missing	99	3.79%	
			Total	99	3.79%

Valid	Invalid	Minimum	Maximum
2515	99	0	1


M1HE04H - HE04H INSUR-MEDICARE- M1

Type	Code
Measurement Unit	numeric
M1HE04H	Q4. What kind of health insurance or health care coverage do you and any other family in your household have? Select all that apply. Q4h. Medicare

			Frequency	% of total	% of valid
Valid	0	Not Marked	2324	88.91%	92.41%
	1	Marked	191	7.31%	7.59%

		Total	2,515	96.21%	100%
Missing	.	Missing	99	3.79%	
		Total	99	3.79%	

Valid	Invalid	Minimum	Maximum
2515	99	0	1

 M1HE04I - HE04I INSUR-MEDI-GAP- M1

Type	Code
Measurement Unit	numeric
M1HE04I	Q4. What kind of health insurance or health care coverage do you and any other family in your household have? Select all that apply. Q4i. Medi-Gap

			Frequency	% of total	% of valid
Valid	0	Not Marked	2507	95.91%	99.68%
	1	Marked	8	0.31%	0.32%
		Total	2,515	96.21%	100%
Missing	.	Missing	99	3.79%	
		Total	99	3.79%	

Valid	Invalid	Minimum	Maximum
2515	99	0	1

 M1HE04J - HE04J INSUR-OTHER GOVERNMENT PROGRAM- M1

Type	Code
Measurement Unit	numeric
M1HE04J	Q4. What kind of health insurance or health care coverage do you and any other family in your household have? Select all that apply. Q4j. Other government program

			Frequency	% of total	% of valid
Valid	0	Not Marked	2433	93.08%	96.74%
	1	Marked	82	3.14%	3.26%
		Total	2,515	96.21%	100%
Missing	.	Missing	99	3.79%	
		Total	99	3.79%	

Valid	Invalid	Minimum	Maximum
2515	99	0	1

 M1HE04K - HE04K INSUR-OTHER PLAN- M1

Type	Code
Measurement Unit	numeric
M1HE04K	Q4. What kind of health insurance or health care coverage do you and any other family in your household have? Select all that apply. Q4k. Other insurance plans that cover only one type of service, such as dental, vision, hearing, prescriptions

			Frequency	% of total	% of valid
Valid	0	Not Marked	2284	87.38%	90.82%
	1	Marked	231	8.84%	9.18%
		Total	2,515	96.21%	100%
Missing	.	Missing	99	3.79%	
		Total	99	3.79%	

Valid	Invalid	Minimum	Maximum
2515	99	0	1