

 Contextual Wave V Database

- MATCH5 - WAVE V GEOCODE SOURCE
- TAC18001 - POPULATION, TOTAL
- TME18001 - POPULATION, TOTAL, MOE
- TAC18002 - DENSITY (PERSONS/SQ.KM.)
- TME18002 - DENSITY (PERSONS/SQ.KM.), MOE
- TAC18003 - PROPORTION WHITE
- TME18003 - PROPORTION WHITE, MOE
- TAC18004 - PROPORTION BLACK
- TME18004 - PROPORTION BLACK, MOE
- TAC18005 - PROPORTION AMERICAN INDIAN/ALASKA NATIVE
- TME18005 - PROPORTION AMERICAN INDIAN/ALASKA NATIVE, MOE
- TAC18006 - PROPORTION ASIAN, PACIFIC ISLANDER ALONE
- TME18006 - PROPORTION ASIAN, PACIFIC ISLANDER ALONE, MOE
- TAC18007 - PROPORTION OTHER
- TME18007 - PROPORTION OTHER, MOE
- TAC18008 - PROPORTION 2 OR MORE RACES
- TME18008 - PROPORTION 2 OR MORE RACES, MOE
- TAC18009 - PROPORTION HISPANIC ORIGIN
- TME18009 - PROPORTION HISPANIC ORIGIN, MOE
- TAC18010 - PROPORTION HISPANIC, WHITE
- TME18010 - PROPORTION HISPANIC, WHITE, MOE
- TAC18011 - PROPORTION HISPANIC, BLACK
- TME18011 - PROPORTION HISPANIC, BLACK, MOE
- TAC18012 - PROPORTION HISPANIC, AMERICAN INDIAN
- TME18012 - PROPORTION HISPANIC, AMERICAN INDIAN, MOE
- TAC18013 - PROPORTION HISPANIC, ASIAN/PACISL
- TME18013 - PROPORTION HISPANIC, ASIAN/PACISL, MOE
- TAC18014 - PROPORTION HISPANIC, OTHER RACE
- TME18014 - PROPORTION HISPANIC, OTHER RACE, MOE
- TAC18015 - PROPORTION HISPANIC, 2 OR MORE RACES
- TME18015 - PROPORTION HISPANIC, 2 OR MORE RACES, MOE
- TAC18016 - PROPORTION 0-4 YRS
- TME18016 - PROPORTION 0-4 YRS, MOE
- TAC18017 - PROPORTION 5-9 YRS
- TME18017 - PROPORTION 5-9 YRS, MOE
- TAC18018 - PROPORTION 10-14 YRS
- TME18018 - PROPORTION 10-14 YRS, MOE
- TAC18019 - PROPORTION 15-17 YRS
- TME18019 - PROPORTION 15-17 YRS, MOE
- TAC18020 - PROPORTION 18-24 YRS
- TME18020 - PROPORTION 18-24 YRS, MOE
- TAC18021 - PROPORTION 65-74 YRS

- TME18021 - PROPORTION 65-74 YRS, MOE
- TAC18022 - PROPORTION 75+ YRS
- TME18022 - PROPORTION 75+ YRS, MOE
- TAC18023 - PROPORTION MALES, 18-24 YRS
- TME18023 - PROPORTION MALES, 18-24 YRS, MOE
- TAC18024 - PROPORTION FEMALES, 18-24 YRS
- TME18024 - PROPORTION FEMALES, 18-24 YRS, MOE
- TAC18025 - PROP WHITE MALES, 18-24 YRS
- TME18025 - PROP WHITE MALES, 18-24 YRS, MOE
- TAC18026 - PROP WHITE FEMALES, 18-24 YRS
- TME18026 - PROP WHITE FEMALES, 18-24 YRS, MOE
- TAC18027 - PROP BLACK MALES, 18-24 YRS
- TME18027 - PROP BLACK MALES, 18-24 YRS, MOE
- TAC18028 - PROP BLACK FEMALES, 18-24 YRS
- TME18028 - PROP BLACK FEMALES, 18-24 YRS, MOE
- TAC18029 - PROP AMERICAN INDIAN MALES, 18-24 YRS
- TME18029 - PROP AMERICAN INDIAN MALES, 18-24 YRS, MOE
- TAC18030 - PROP AMERICAN INDIAN FEMALES, 18-24 YRS
- TME18030 - PROP AMERICAN INDIAN FEMALES, 18-24 YRS, MOE
- TAC18031 - PROP ASIAN/PACISL MALES, 18-24 YRS
- TME18031 - PROP ASIAN/PACISL MALES, 18-24 YRS, MOE
- TAC18032 - PROP ASIAN/PACISL FEMALES, 18-24 YRS
- TME18032 - PROP ASIAN/PACISL FEMALES, 18-24 YRS, MOE
- TAC18033 - PROP OTHER MALES, 18-24 YRS
- TME18033 - PROP OTHER MALES, 18-24 YRS, MOE
- TAC18034 - PROP OTHER FEMALES, 18-24 YRS
- TME18034 - PROP OTHER FEMALES, 18-24 YRS, MOE
- TAC18035 - PROP 2-MORE RACES MALES, 18-24 YRS
- TME18035 - PROP 2-MORE RACES MALES, 18-24 YRS, MOE
- TAC18036 - PROP 2-MORE RACES FEMALES, 18-24 YRS
- TME18036 - PROP 2-MORE RACES FEMALES, 18-24 YRS, MOE
- TAC18037 - PROP HISPANIC MALES, 18-24 YRS
- TME18037 - PROP HISPANIC MALES, 18-24 YRS, MOE
- TAC18038 - PROP HISPANIC FEMALES, 18-24 YRS
- TME18038 - PROP HISPANIC FEMALES, 18-24 YRS, MOE
- TAC18039 - PROP NOT HISPANIC WHITE MALES 18-24
- TME18039 - PROP NOT HISPANIC WHITE MALES 18-24, MOE
- TAC18040 - PROP NOT HISPANIC WHITE FEMALES 18-24
- TME18040 - PROP NOT HISPANIC WHITE FEMALES 18-24, MOE
- TAC18041 - PROP HHS - MARR-CPL FAM W/CHLD
- TME18041 - PROP HHS - MARR-CPL FAM W/CHLD, MOE
- TAC18042 - PROP HH, FEM HOUSEHOLDER W/ CHILD
- TME18042 - PROP HH, FEM HOUSEHOLDER W/ CHILD, MOE
- TAC18043 - PROP HH, MALE HOUSEHOLDER W/ CHILD

- TME18043 - PROP HH, MALE HOUSEHOLDER W/ CHILD, MOE
- TAC18044 - PROP HHS NON-FAMILY HHS
- TME18044 - PROP HHS NON-FAMILY HHS, MOE
- TAC18045 - PROP FAMILIES, W/ CHILD FEM HH NO HUSB
- TME18045 - PROP FAMILIES, W/ CHILD FEM HH NO HUSB, MOE
- TAC18046 - PROP FAMILIES, W/ CHILD MALE HH NO WIFE
- TME18046 - PROP FAMILIES, W/ CHILD MALE HH NO WIFE, MOE
- TAC18047 - PROP SEP OR DIV'D
- TME18047 - PROP SEP OR DIV'D, MOE
- TAC18048 - PROP HHS LINGUISTICALLY ISOLATED
- TME18048 - PROP HHS LINGUISTICALLY ISOLATED, MOE
- TAC18049 - PROP FOREIGN BORN
- TME18049 - PROP FOREIGN BORN, MOE
- TAC18050 - PROP AGED 25+ W/O HS DIPLOMA
- TME18050 - PROP AGED 25+ W/O HS DIPLOMA, MOE
- TAC18051 - PROP AGED 25+ W/ COLLEGE DEGREE +
- TME18051 - PROP AGED 25+ W/ COLLEGE DEGREE +, MOE
- TAC18052 - UNEMPLOYMENT RATE-TOTAL
- TME18052 - UNEMPLOYMENT RATE-TOTAL, MOE
- TAC18053 - UNEMPLOYMENT RATE-MALES
- TME18053 - UNEMPLOYMENT RATE-MALES, MOE
- TAC18054 - UNEMPLOYMENT RATE-FEMALES
- TME18054 - UNEMPLOYMENT RATE-FEMALES, MOE
- TAC18055 - LABOR FORCE PART RATE MALES
- TME18055 - LABOR FORCE PART RATE MALES, MOE
- TAC18056 - LABOR FORCE PART RATE FEMALES
- TME18056 - LABOR FORCE PART RATE FEMALES, MOE
- TAC18057 - PROP 0-5 W/ PARENTS IN LABOR FORCE
- TME18057 - PROP 0-5 W/ PARENTS IN LABOR FORCE, MOE
- TAC18058 - PROP 6-17 W/ PARENTS IN LABOR FORCE
- TME18058 - PROP 6-17 W/ PARENTS IN LABOR FORCE, MOE
- TAC18059 - UNEMPLOYMENT RATE-WHITE MALES
- TME18059 - UNEMPLOYMENT RATE-WHITE MALES, MOE
- TAC18060 - UNEMPLOYMENT RATE-WHITE FEMALES
- TME18060 - UNEMPLOYMENT RATE-WHITE FEMALES, MOE
- TAC18061 - UNEMPLOYMENT RATE-BLACK MALES
- TME18061 - UNEMPLOYMENT RATE-BLACK MALES, MOE
- TAC18062 - UNEMPLOYMENT RATE-BLACK FEMALES
- TME18062 - UNEMPLOYMENT RATE-BLACK FEMALES, MOE
- TAC18063 - UNEMPLOYMENT RATE-AM INDIAN MALES
- TME18063 - UNEMPLOYMENT RATE-AM INDIAN MALES, MOE
- TAC18064 - UNEMPLOYMENT RATE-AM INDIAN FEMALES
- TME18064 - UNEMPLOYMENT RATE-AM INDIAN FEMALES, MOE
- TAC18065 - UNEMPLOYMENT RATE-ASIAN/PAC ISL MALES

- TME18065 - UNEMPLOYMENT RATE-ASIAN/PAC ISL MALES, MOE
- TAC18066 - UNEMPLOYMENT RATE-ASIAN/PAC ISL FEMALES
- TME18066 - UNEMPLOYMENT RATE-ASIAN/PAC ISL FEMALES, MOE
- TAC18067 - UNEMPLOYMENT RATE-OTHER MALES
- TME18067 - UNEMPLOYMENT RATE-OTHER MALES, MOE
- TAC18068 - UNEMPLOYMENT RATE-OTHER FEMALES
- TME18068 - UNEMPLOYMENT RATE-OTHER FEMALES, MOE
- TAC18069 - UNEMPLOYMENT RATE-2-MORE RACES MALES
- TME18069 - UNEMPLOYMENT RATE-2-MORE RACES MALES, MOE
- TAC18070 - UNEMPLOYMENT RATE-2-MORE RACES FEMALES
- TME18070 - UNEMPLOYMENT RATE-2-MORE RACES FEMALES, MOE
- TAC18071 - UNEMPLOYMENT RATE-HISPANIC MALES
- TME18071 - UNEMPLOYMENT RATE-HISPANIC MALES, MOE
- TAC18072 - UNEMPLOYMENT RATE-HISPANIC FEMALES
- TME18072 - UNEMPLOYMENT RATE-HISPANIC FEMALES, MOE
- TAC18073 - UNEMPLOYMENT RATE-WHITE MALES NOT HISP
- TME18073 - UNEMPLOYMENT RATE-WHITE MALES NOT HISP, MOE
- TAC18074 - UNEMPLOYMENT RATE-WHITE FEMALES NOT HISP
- TME18074 - UNEMPLOYMENT RATE-WHITE FEMALES NOT HISP, MOE
- TAC18075 - PROP EMPL IN AG/FORESTRY/HUNTING/MINING
- TME18075 - PROP EMPL IN AG/FORESTRY/HUNTING/MINING, MOE
- TAC18076 - PROP EMPL IN CONSTRUCTION
- TME18076 - PROP EMPL IN CONSTRUCTION, MOE
- TAC18077 - PROP EMPL IN MANUFACTURING
- TME18077 - PROP EMPL IN MANUFACTURING, MOE
- TAC18078 - PROP EMPL IN WHOLESALE TRADE
- TME18078 - PROP EMPL IN WHOLESALE TRADE, MOE
- TAC18079 - PROP EMPL IN RETAIL TRADE
- TME18079 - PROP EMPL IN RETAIL TRADE, MOE
- TAC18080 - PROP TRANSPORT, WAREHOUSING, UTLTS
- TME18080 - PROP TRANSPORT, WAREHOUSING, UTLTS, MOE
- TAC18081 - PROP INFORMATION
- TME18081 - PROP INFORMATION, MOE
- TAC18082 - PROP EMPL IN FINANCE/INSUR/REAL ESTATE
- TME18082 - PROP EMPL IN FINANCE/INSUR/REAL ESTATE, MOE
- TAC18083 - PROP PROF, SCI, MGMT, ADMIN, WASTE
- TME18083 - PROP PROF, SCI, MGMT, ADMIN, WASTE, MOE
- TAC18084 - PROP EDUCATIONAL, HEALTH & SOCIAL SVCS
- TME18084 - PROP EDUCATIONAL, HEALTH & SOCIAL SVCS, MOE
- TAC18085 - PROP ARTS, ENTERTAINMENT, FOOD SVCS
- TME18085 - PROP ARTS, ENTERTAINMENT, FOOD SVCS, MOE
- TAC18086 - PROP OTHER SERVICES
- TME18086 - PROP OTHER SERVICES, MOE
- TAC18087 - PROP EMPL IN PUBLIC ADMIN

- TME18087 - PROP EMPL IN PUBLIC ADMIN, MOE
- TAC18088 - PROP IN MANAGEMENT, PROF, & RELATED OCCS
- TME18088 - PROP IN MANAGEMENT, PROF, & RELATED OCCS, MOE
- TAC18089 - PROP EMPL IN SERVICE OCCS
- TME18089 - PROP EMPL IN SERVICE OCCS, MOE
- TAC18090 - PROP SALES AND OFFICE
- TME18090 - PROP SALES AND OFFICE, MOE
- TAC18091 - PROP EMPL IN FARM/FORSTRY/FISHING OCCS
- TME18091 - PROP EMPL IN FARM/FORSTRY/FISHING OCCS, MOE
- TAC18092 - PROP CONSTRUCTION, EXTRACT, MAINT
- TME18092 - PROP CONSTRUCTION, EXTRACT, MAINT, MOE
- TAC18093 - PROP PRODUCTION, TRANSPORTATION
- TME18093 - PROP PRODUCTION, TRANSPORTATION, MOE
- TAC18094 - MEDIAN HOUSEHOLD INCOME
- TME18094 - MEDIAN HOUSEHOLD INCOME, MOE
- TAC18095 - PROP HHS W/ PUBLIC ASSIST INCOME
- TME18095 - PROP HHS W/ PUBLIC ASSIST INCOME, MOE
- TAC18096 - MEDIAN FAMILY INCOME
- TME18096 - MEDIAN FAMILY INCOME, MOE
- TAC18097 - PROP FAMILIES W/ INCOME < \$15,000
- TME18097 - PROP FAMILIES W/ INCOME < \$15,000, MOE
- TAC18098 - PROP FAMILIES W/ INCOME < \$25,000
- TME18098 - PROP FAMILIES W/ INCOME < \$25,000, MOE
- TAC18099 - PROP FAMILIES W/ INCOME \$50,000+
- TME18099 - PROP FAMILIES W/ INCOME \$50,000+, MOE
- TAC18100 - PROP FAMILIES W/ INCOME \$75,000+
- TME18100 - PROP FAMILIES W/ INCOME \$75,000+, MOE
- TAC18101 - PER CAPITA INCOME
- TME18101 - PER CAPITA INCOME, MOE
- TAC18102 - MEDIAN EARNINGS 16+
- TME18102 - MEDIAN EARNINGS 16+, MOE
- TAC18103 - MEDIAN EARNINGS MALES 16+
- TME18103 - MEDIAN EARNINGS MALES 16+, MOE
- TAC18104 - MEDIAN EARNINGS FEMALES 16+
- TME18104 - MEDIAN EARNINGS FEMALES 16+, MOE
- TAC18105 - PROP PERSONS < POV LEVEL
- TME18105 - PROP PERSONS < POV LEVEL, MOE
- TAC18106 - PROP FAMILIES < POV LEVEL
- TME18106 - PROP FAMILIES < POV LEVEL, MOE
- TAC18107 - PROP HOUSEHOLDS < POV LEVEL
- TME18107 - PROP HOUSEHOLDS < POV LEVEL, MOE
- TAC18108 - PROP SAME SEX UNMARRIED PARTNERS
- TME18108 - PROP SAME SEX UNMARRIED PARTNERS, MOE
- TAC18109 - PROP OPPOSITE SEX UNMARRIED PARTNERS

- TME18109 - PROP OPPOSITE SEX UNMARRIED PARTNERS, MOE
- TAC18110 - PROP MALES AGED 18-19 NEV MARRIED
- TME18110 - PROP MALES AGED 18-19 NEV MARRIED, MOE
- TAC18111 - PROP MALES AGED 20-24 NEV MARRIED
- TME18111 - PROP MALES AGED 20-24 NEV MARRIED, MOE
- TAC18112 - PROP FEMALES AGED 18-19 NEV MARRIED
- TME18112 - PROP FEMALES AGED 18-19 NEV MARRIED, MOE
- TAC18113 - PROP FEMALES AGED 20-24 NEV MARRIED
- TME18113 - PROP FEMALES AGED 20-24 NEV MARRIED, MOE
- TAC18114 - PROP HOUSING UNITS VACANT
- TME18114 - PROP HOUSING UNITS VACANT, MOE
- TAC18115 - PROP OCC H UNITS THAT ARE OWNER-OCC
- TME18115 - PROP OCC H UNITS THAT ARE OWNER-OCC, MOE
- TAC18116 - AVERAGE HOUSEHOLD SIZE OF UNITS
- TME18116 - AVERAGE HOUSEHOLD SIZE OF UNITS, MOE
- TAC18117 - MEDIAN YEAR HOUSING UNITS BUILT
- TME18117 - MEDIAN YEAR HOUSING UNITS BUILT, MOE
- TAC18118 - MEDIAN YEAR MOVED INTO UNITS
- TME18118 - MEDIAN YEAR MOVED INTO UNITS, MOE
- TAC18119 - PROP OCC H UNITS W/O TELEPHONE
- TME18119 - PROP OCC H UNITS W/O TELEPHONE, MOE
- TAC18120 - PROP UNITS WITH NO VEHICLES
- TME18120 - PROP UNITS WITH NO VEHICLES, MOE
- TAC18121 - PROP OCC H UNITS W/O COMPLETE PLUMBING
- TME18121 - PROP OCC H UNITS W/O COMPLETE PLUMBING, MOE
- TAC18122 - PROP H UNITS W/O COMPLETE KITCHEN FACIL
- TME18122 - PROP H UNITS W/O COMPLETE KITCHEN FACIL, MOE
- TAC18123 - MEDIAN CONTRACT RENT RENTER-OCC H UNITS
- TME18123 - MEDIAN CONTRACT RENT RENTER-OCC H UNITS, MOE
- TAC18124 - MEDIAN VALUE OF OWNER-OCC HOUSING UNITS
- TME18124 - MEDIAN VALUE OF OWNER-OCC HOUSING UNITS, MOE
- TAC18125 - PROP 3+ ENROLLED IN PRE-ELEM AND ELEM
- TME18125 - PROP 3+ ENROLLED IN PRE-ELEM AND ELEM, MOE
- TAC18126 - PROP 3+ ENROLLED IN MID OR HIGH SCHOOL
- TME18126 - PROP 3+ ENROLLED IN MID OR HIGH SCHOOL, MOE
- TAC18127 - PROP 3+ IN COLLEGE, GRAD, OR PROF ED
- TME18127 - PROP 3+ IN COLLEGE, GRAD, OR PROF ED, MOE
- TAC18128 - PROP WORKERS 16+ USE CAR, TRUCK, OR VAN
- TME18128 - PROP WORKERS 16+ USE CAR, TRUCK, OR VAN, MOE
- TAC18129 - PROP WORKERS 16+ USE PUBLIC TRANSPORT
- TME18129 - PROP WORKERS 16+ USE PUBLIC TRANSPORT, MOE
- TAC18130 - PROP WORKERS 16+ USING BICYCLE
- TME18130 - PROP WORKERS 16+ USING BICYCLE, MOE
- TAC18131 - PROP WORKERS 16+ WALKING

- TME18131 - PROP WORKERS 16+ WALKING, MOE
- TAC18132 - PROP WORKERS 16+ USE TAXICAB, MOTORCYCLE
- TME18132 - PROP WORKERS 16+ USE TAXICAB, MOTORCYCLE, MOE
- CAC18001 - POPULATION, TOTAL
- CAC18002 - DENSITY (PERSONS/SQ.KM.)
- CAC18003 - PROPORTION WHITE
- CAC18004 - PROPORTION BLACK
- CAC18005 - PROPORTION AMERICAN INDIAN/ALASKA NATIVE
- CAC18006 - PROPORTION ASIAN, PACIFIC ISLANDER ALONE
- CAC18007 - PROPORTION OTHER
- CAC18008 - PROPORTION 2 OR MORE RACES
- CAC18009 - PROPORTION HISPANIC ORIGIN
- CAC18010 - PROPORTION HISPANIC, WHITE
- CAC18011 - PROPORTION HISPANIC, BLACK
- CAC18012 - PROPORTION HISPANIC, AMERICAN INDIAN
- CAC18013 - PROPORTION HISPANIC, ASIAN/PACISL
- CAC18014 - PROPORTION HISPANIC, OTHER RACE
- CAC18015 - PROPORTION HISPANIC, 2 OR MORE RACES
- CAC18016 - PROPORTION 0-4 YRS
- CAC18017 - PROPORTION 5-9 YRS
- CAC18018 - PROPORTION 10-14 YRS
- CAC18019 - PROPORTION 15-17 YRS
- CAC18020 - PROPORTION 18-24 YRS
- CAC18021 - PROPORTION 65-74 YRS
- CAC18022 - PROPORTION 75+ YRS
- CAC18023 - PROPORTION MALES, 18-24 YRS
- CAC18024 - PROPORTION FEMALES, 18-24 YRS
- CAC18025 - PROP WHITE MALES, 18-24 YRS
- CAC18026 - PROP WHITE FEMALES, 18-24 YRS
- CAC18027 - PROP BLACK MALES, 18-24 YRS
- CAC18028 - PROP BLACK FEMALES, 18-24 YRS
- CAC18029 - PROP AMERICAN INDIAN MALES, 18-24 YRS
- CAC18030 - PROP AMERICAN INDIAN FEMALES, 18-24 YRS
- CAC18031 - PROP ASIAN/PACISL MALES, 18-24 YRS
- CAC18032 - PROP ASIAN/PACISL FEMALES, 18-24 YRS
- CAC18033 - PROP OTHER MALES, 18-24 YRS
- CAC18034 - PROP OTHER FEMALES, 18-24 YRS
- CAC18035 - PROP 2-MORE RACES MALES, 18-24 YRS
- CAC18036 - PROP 2-MORE RACES FEMALES, 18-24 YRS
- CAC18037 - PROP HISPANIC MALES, 18-24 YRS
- CAC18038 - PROP HISPANIC FEMALES, 18-24 YRS
- CAC18039 - PROP NOT HISPANIC WHITE MALES 18-24
- CAC18040 - PROP NOT HISPANIC WHITE FEMALES 18-24
- CAC18041 - PROP HHS - MARR-CPL FAM W/CHLD

- CAC18042 - PROP HH, FEM HOUSEHOLDER W/ CHILD
- CAC18043 - PROP HH, MALE HOUSEHOLDER W/ CHILD
- CAC18044 - PROP HHS NON-FAMILY HHS
- CAC18045 - PROP FAMILIES, W/ CHILD FEM HH NO HUSB
- CAC18046 - PROP FAMILIES, W/ CHILD MALE HH NO WIFE
- CAC18047 - PROP SEP OR DIV'D
- CAC18048 - PROP HHS LINGUISTICALLY ISOLATED
- CAC18049 - PROP FOREIGN BORN
- CAC18050 - PROP AGED 25+ W/O HS DIPLOMA
- CAC18051 - PROP AGED 25+ W/ COLLEGE DEGREE +
- CAC18052 - UNEMPLOYMENT RATE-TOTAL
- CAC18053 - UNEMPLOYMENT RATE-MALES
- CAC18054 - UNEMPLOYMENT RATE-FEMALES
- CAC18055 - LABOR FORCE PART RATE MALES
- CAC18056 - LABOR FORCE PART RATE FEMALES
- CAC18057 - PROP 0-5 W/ PARENTS IN LABOR FORCE
- CAC18058 - PROP 6-17 W/ PARENTS IN LABOR FORCE
- CAC18059 - UNEMPLOYMENT RATE-WHITE MALES
- CAC18060 - UNEMPLOYMENT RATE-WHITE FEMALES
- CAC18061 - UNEMPLOYMENT RATE-BLACK MALES
- CAC18062 - UNEMPLOYMENT RATE-BLACK FEMALES
- CAC18063 - UNEMPLOYMENT RATE-AM INDIAN MALES
- CAC18064 - UNEMPLOYMENT RATE-AM INDIAN FEMALES
- CAC18065 - UNEMPLOYMENT RATE-ASIAN/PAC ISL MALES
- CAC18066 - UNEMPLOYMENT RATE-ASIAN/PAC ISL FEMALES
- CAC18067 - UNEMPLOYMENT RATE-OTHER MALES
- CAC18068 - UNEMPLOYMENT RATE-OTHER FEMALES
- CAC18069 - UNEMPLOYMENT RATE-2-MORE RACES MALES
- CAC18070 - UNEMPLOYMENT RATE-2-MORE RACES FEMALES
- CAC18071 - UNEMPLOYMENT RATE-HISPANIC MALES
- CAC18072 - UNEMPLOYMENT RATE-HISPANIC FEMALES
- CAC18073 - UNEMPLOYMENT RATE-WHITE MALES NOT HISP
- CAC18074 - UNEMPLOYMENT RATE-WHITE FEMALES NOT HISP
- CAC18075 - PROP EMPL IN AG/FORESTRY/HUNTING/MINING
- CAC18076 - PROP EMPL IN CONSTRUCTION
- CAC18077 - PROP EMPL IN MANUFACTURING
- CAC18078 - PROP EMPL IN WHOLESALE TRADE
- CAC18079 - PROP EMPL IN RETAIL TRADE
- CAC18080 - PROP TRANSPORT, WAREHOUSING, UTLTS
- CAC18081 - PROP INFORMATION
- CAC18082 - PROP EMPL IN FINANCE/INSUR/REAL ESTATE
- CAC18083 - PROP PROF, SCI, MGMT, ADMIN, WASTE
- CAC18084 - PROP EDUCATIONAL, HEALTH & SOCIAL SVCS
- CAC18085 - PROP ARTS, ENTERTAINMENT, FOOD SVCS

- CAC18086 - PROP OTHER SERVICES
- CAC18087 - PROP EMPL IN PUBLIC ADMIN
- CAC18088 - PROP IN MANAGEMENT, PROF, & RELATED OCCS
- CAC18089 - PROP EMPL IN SERVICE OCCS
- CAC18090 - PROP SALES AND OFFICE
- CAC18091 - PROP EMPL IN FARM/FORSTRY/FISHING OCCS
- CAC18092 - PROP CONSTRUCTION, EXTRACT, MAINT
- CAC18093 - PROP PRODUCTION, TRANSPORTATION
- CAC18094 - MEDIAN HOUSEHOLD INCOME
- CAC18095 - PROP HHS W/ PUBLIC ASSIST INCOME
- CAC18096 - MEDIAN FAMILY INCOME
- CAC18097 - PROP FAMILIES W/ INCOME < \$15,000
- CAC18098 - PROP FAMILIES W/ INCOME < \$25,000
- CAC18099 - PROP FAMILIES W/ INCOME \$50,000+
- CAC18100 - PROP FAMILIES W/ INCOME \$75,000+
- CAC18101 - PER CAPITA INCOME
- CAC18102 - MEDIAN EARNINGS 16+
- CAC18103 - MEDIAN EARNINGS MALES 16+
- CAC18104 - MEDIAN EARNINGS FEMALES 16+
- CAC18105 - PROP PERSONS < POV LEVEL
- CAC18106 - PROP FAMILIES < POV LEVEL
- CAC18107 - PROP HOUSEHOLDS < POV LEVEL
- CAC18108 - PROP SAME SEX UNMARRIED PARTNERS
- CAC18109 - PROP OPPOSITE SEX UNMARRIED PARTNERS
- CAC18110 - PROP MALES AGED 18-19 NEV MARRIED
- CAC18111 - PROP MALES AGED 20-24 NEV MARRIED
- CAC18112 - PROP FEMALES AGED 18-19 NEV MARRIED
- CAC18113 - PROP FEMALES AGED 20-24 NEV MARRIED
- CAC18114 - PROP HOUSING UNITS VACANT
- CAC18115 - PROP OCC H UNITS THAT ARE OWNER-OCC
- CAC18116 - AVERAGE HOUSEHOLD SIZE OF UNITS
- CAC18117 - MEDIAN YEAR HOUSING UNITS BUILT
- CAC18118 - MEDIAN YEAR MOVED INTO UNITS
- CAC18119 - PROP OCC H UNITS W/O TELEPHONE
- CAC18120 - PROP UNITS WITH NO VEHICLES
- CAC18121 - PROP OCC H UNITS W/O COMPLETE PLUMBING
- CAC18122 - PROP H UNITS W/O COMPLETE KITCHEN FACIL
- CAC18123 - MEDIAN CONTRACT RENT RENTER-OCC H UNITS
- CAC18124 - MEDIAN VALUE OF OWNER-OCC HOUSING UNITS
- CAC18125 - PROP 3+ ENROLLED IN PRE-ELEM AND ELEM
- CAC18126 - PROP 3+ ENROLLED IN MID OR HIGH SCHOOL
- CAC18127 - PROP 3+ IN COLLEGE, GRAD, OR PROF ED
- CAC18128 - PROP WORKERS 16+ USE CAR, TRUCK, OR VAN
- CAC18129 - PROP WORKERS 16+ USE PUBLIC TRANSPORT

- CAC18130 - PROP WORKERS 16+ USING BICYCLE
- CAC18131 - PROP WORKERS 16+ WALKING
- CAC18132 - PROP WORKERS 16+ USE TAXICAB, MOTORCYCLE
- SAC18002 - DENSITY (PERSONS/SQ.KM.)
- SAC18003 - PROPORTION WHITE
- SAC18004 - PROPORTION BLACK
- SAC18005 - PROPORTION AMERICAN INDIAN/ALASKA NATIVE
- SAC18006 - PROPORTION ASIAN, PACIFIC ISLANDER ALONE
- SAC18007 - PROPORTION OTHER
- SAC18008 - PROPORTION 2 OR MORE RACES
- SAC18009 - PROPORTION HISPANIC ORIGIN
- SAC18010 - PROPORTION HISPANIC, WHITE
- SAC18011 - PROPORTION HISPANIC, BLACK
- SAC18012 - PROPORTION HISPANIC, AMERICAN INDIAN
- SAC18013 - PROPORTION HISPANIC, ASIAN/PACISL
- SAC18014 - PROPORTION HISPANIC, OTHER RACE
- SAC18015 - PROPORTION HISPANIC, 2 OR MORE RACES
- SAC18016 - PROPORTION 0-4 YRS
- SAC18017 - PROPORTION 5-9 YRS
- SAC18018 - PROPORTION 10-14 YRS
- SAC18019 - PROPORTION 15-17 YRS
- SAC18020 - PROPORTION 18-24 YRS
- SAC18021 - PROPORTION 65-74 YRS
- SAC18022 - PROPORTION 75+ YRS
- SAC18023 - PROPORTION MALES, 18-24 YRS
- SAC18024 - PROPORTION FEMALES, 18-24 YRS
- SAC18025 - PROP WHITE MALES, 18-24 YRS
- SAC18026 - PROP WHITE FEMALES, 18-24 YRS
- SAC18027 - PROP BLACK MALES, 18-24 YRS
- SAC18028 - PROP BLACK FEMALES, 18-24 YRS
- SAC18029 - PROP AMERICAN INDIAN MALES, 18-24 YRS
- SAC18030 - PROP AMERICAN INDIAN FEMALES, 18-24 YRS
- SAC18031 - PROP ASIAN/PACISL MALES, 18-24 YRS
- SAC18032 - PROP ASIAN/PACISL FEMALES, 18-24 YRS
- SAC18033 - PROP OTHER MALES, 18-24 YRS
- SAC18034 - PROP OTHER FEMALES, 18-24 YRS
- SAC18035 - PROP 2-MORE RACES MALES, 18-24 YRS
- SAC18036 - PROP 2-MORE RACES FEMALES, 18-24 YRS
- SAC18037 - PROP HISPANIC MALES, 18-24 YRS
- SAC18038 - PROP HISPANIC FEMALES, 18-24 YRS
- SAC18039 - PROP NOT HISPANIC WHITE MALES 18-24
- SAC18040 - PROP NOT HISPANIC WHITE FEMALES 18-24
- SAC18041 - PROP HHS - MARR-CPL FAM W/CHLD
- SAC18042 - PROP HH, FEM HOUSEHOLDER W/ CHILD

- SAC18043 - PROP HH, MALE HOUSEHOLDER W/ CHILD
- SAC18044 - PROP HHS NON-FAMILY HHS
- SAC18045 - PROP FAMILIES, W/ CHILD FEM HH NO HUSB
- SAC18046 - PROP FAMILIES, W/ CHILD MALE HH NO WIFE
- SAC18047 - PROP SEP OR DIV'D
- SAC18048 - PROP HHS LINGUISTICALLY ISOLATED
- SAC18049 - PROP FOREIGN BORN
- SAC18050 - PROP AGED 25+ W/O HS DIPLOMA
- SAC18051 - PROP AGED 25+ W/ COLLEGE DEGREE +
- SAC18052 - UNEMPLOYMENT RATE-TOTAL
- SAC18053 - UNEMPLOYMENT RATE-MALES
- SAC18054 - UNEMPLOYMENT RATE-FEMALES
- SAC18055 - LABOR FORCE PART RATE MALES
- SAC18056 - LABOR FORCE PART RATE FEMALES
- SAC18057 - PROP 0-5 W/ PARENTS IN LABOR FORCE
- SAC18058 - PROP 6-17 W/ PARENTS IN LABOR FORCE
- SAC18059 - UNEMPLOYMENT RATE-WHITE MALES
- SAC18060 - UNEMPLOYMENT RATE-WHITE FEMALES
- SAC18061 - UNEMPLOYMENT RATE-BLACK MALES
- SAC18062 - UNEMPLOYMENT RATE-BLACK FEMALES
- SAC18063 - UNEMPLOYMENT RATE-AM INDIAN MALES
- SAC18064 - UNEMPLOYMENT RATE-AM INDIAN FEMALES
- SAC18065 - UNEMPLOYMENT RATE-ASIAN/PAC ISL MALES
- SAC18066 - UNEMPLOYMENT RATE-ASIAN/PAC ISL FEMALES
- SAC18067 - UNEMPLOYMENT RATE-OTHER MALES
- SAC18068 - UNEMPLOYMENT RATE-OTHER FEMALES
- SAC18069 - UNEMPLOYMENT RATE-2-MORE RACES MALES
- SAC18070 - UNEMPLOYMENT RATE-2-MORE RACES FEMALES
- SAC18071 - UNEMPLOYMENT RATE-HISPANIC MALES
- SAC18072 - UNEMPLOYMENT RATE-HISPANIC FEMALES
- SAC18073 - UNEMPLOYMENT RATE-WHITE MALES NOT HISP
- SAC18074 - UNEMPLOYMENT RATE-WHITE FEMALES NOT HISP
- SAC18075 - PROP EMPL IN AG/FORESTRY/HUNTING/MINING
- SAC18076 - PROP EMPL IN CONSTRUCTION
- SAC18077 - PROP EMPL IN MANUFACTURING
- SAC18078 - PROP EMPL IN WHOLESALE TRADE
- SAC18079 - PROP EMPL IN RETAIL TRADE
- SAC18080 - PROP TRANSPORT, WAREHOUSING, UTLTS
- SAC18081 - PROP INFORMATION
- SAC18082 - PROP EMPL IN FINANCE/INSUR/REAL ESTATE
- SAC18083 - PROP PROF, SCI, MGMT, ADMIN, WASTE
- SAC18084 - PROP EDUCATIONAL, HEALTH & SOCIAL SVCS
- SAC18085 - PROP ARTS, ENTERTAINMENT, FOOD SVCS
- SAC18086 - PROP OTHER SERVICES

- SAC18087 - PROP EMPL IN PUBLIC ADMIN
- SAC18088 - PROP IN MANAGEMENT, PROF, & RELATED OCCS
- SAC18089 - PROP EMPL IN SERVICE OCCS
- SAC18090 - PROP SALES AND OFFICE
- SAC18091 - PROP EMPL IN FARM/FORSTRY/FISHING OCCS
- SAC18092 - PROP CONSTRUCTION, EXTRACT, MAINT
- SAC18093 - PROP PRODUCTION, TRANSPORTATION
- SAC18094 - MEDIAN HOUSEHOLD INCOME
- SAC18095 - PROP HHS W/ PUBLIC ASSIST INCOME
- SAC18096 - MEDIAN FAMILY INCOME
- SAC18097 - PROP FAMILIES W/ INCOME < \$15,000
- SAC18098 - PROP FAMILIES W/ INCOME < \$25,000
- SAC18099 - PROP FAMILIES W/ INCOME \$50,000+
- SAC18100 - PROP FAMILIES W/ INCOME \$75,000+
- SAC18101 - PER CAPITA INCOME
- SAC18102 - MEDIAN EARNINGS 16+
- SAC18103 - MEDIAN EARNINGS MALES 16+
- SAC18104 - MEDIAN EARNINGS FEMALES 16+
- SAC18105 - PROP PERSONS < POV LEVEL
- SAC18106 - PROP FAMILIES < POV LEVEL
- SAC18107 - PROP HOUSEHOLDS < POV LEVEL
- SAC18108 - PROP SAME SEX UNMARRIED PARTNERS
- SAC18109 - PROP OPPOSITE SEX UNMARRIED PARTNERS
- SAC18110 - PROP MALES AGED 18-19 NEV MARRIED
- SAC18111 - PROP MALES AGED 20-24 NEV MARRIED
- SAC18112 - PROP FEMALES AGED 18-19 NEV MARRIED
- SAC18113 - PROP FEMALES AGED 20-24 NEV MARRIED
- SAC18114 - PROP HOUSING UNITS VACANT
- SAC18115 - PROP OCC H UNITS THAT ARE OWNER-OCC
- SAC18116 - AVERAGE HOUSEHOLD SIZE OF UNITS
- SAC18117 - MEDIAN YEAR HOUSING UNITS BUILT
- SAC18118 - MEDIAN YEAR MOVED INTO UNITS
- SAC18119 - PROP OCC H UNITS W/O TELEPHONE
- SAC18120 - PROP UNITS WITH NO VEHICLES
- SAC18121 - PROP OCC H UNITS W/O COMPLETE PLUMBING
- SAC18122 - PROP H UNITS W/O COMPLETE KITCHEN FACIL
- SAC18123 - MEDIAN CONTRACT RENT RENTER-OCC H UNITS
- SAC18124 - MEDIAN VALUE OF OWNER-OCC HOUSING UNITS
- SAC18125 - PROP 3+ ENROLLED IN PRE-ELEM AND ELEM
- SAC18126 - PROP 3+ ENROLLED IN MID OR HIGH SCHOOL
- SAC18127 - PROP 3+ IN COLLEGE, GRAD, OR PROF ED
- SAC18128 - PROP WORKERS 16+ USE CAR, TRUCK, OR VAN
- SAC18129 - PROP WORKERS 16+ USE PUBLIC TRANSPORT
- SAC18130 - PROP WORKERS 16+ USING BICYCLE

- SAC18131 - PROP WORKERS 16+ WALKING
- SAC18132 - PROP WORKERS 16+ USE TAXICAB, MOTORCYCLE
- NCA10133 - MEAN COUNT OF DAYS WITH TEMP<=32F
- NCA10134 - MEAN COUNT OF DAYS WITH TEMP>=90F
- NCA10135 - MEAN DAILY MAXIMUM TEMPERATURE
- NCA10136 - MEAN DAILY MINIMUM TEMPERATURE
- NCA10137 - MEAN TOTAL PRECIPITATION
- NCA10138 - MEAN TOTAL SNOWFALL
- TER10156 - RUCA CODE, 1-LEVEL, 2010
- TER10157 - RUCA CODE, 2-LEVEL, 2010
- CUC16161 - COVERAGE INDICATOR
- CUC16162 - TOT CRIME ARRESTS PER 100,000
- CUC16163 - VIOLENT CRIME ARRESTS PER 100,000
- CUC16164 - PROPERTY CRIME ARRESTS PER 100,000

MATCH5 - WAVE V GEOCODE SOURCE

Type	Code
MATCH5	Wave V, Geocode Source
0	None
1	GPS
2	Street Address Geocoding
3	Google

TAC18001 - POPULATION, TOTAL

Type	Numeric (Double)
TAC18001	Total population, tract
Notes	775: 775 and less. 35635: 35635 and greater.

TME18001 - POPULATION, TOTAL, MOE

Type	Numeric (Double)
TME18001	Total population, MOE

TAC18002 - DENSITY (PERSONS/SQ.KM.)

Type	Numeric (Double)
TAC18002	Density - persons per square km, tract

TME18002 - DENSITY (PERSONS/SQ.KM.), MOE

Type	Numeric (Double)
TME18002	Density - persons per square km, MOE

TAC18003 - PROPORTION WHITE

Type	Numeric (Double)
TAC18003	Proportion White alone, tract

TME18003 - PROPORTION WHITE, MOE

Type	Numeric (Double)
TME18003	Proportion White alone, MOE

TAC18004 - PROPORTION BLACK

Type	Numeric (Double)
TAC18004	Proportion Black or African American alone, tract

TME18004 - PROPORTION BLACK, MOE

Type	Numeric (Double)
TME18004	Proportion Black or African American alone, MOE

TAC18005 - PROPORTION AMERICAN INDIAN/ALASKA NATIVE

Type	Numeric (Double)
TAC18005	Proportion American Indian and Alaska Native alone, tract

TME18005 - PROPORTION AMERICAN INDIAN/ALASKA NATIVE, MOE

Type	Numeric (Double)
TME18005	Proportion American Indian and Alaska Native alone, MOE

TAC18006 - PROPORTION ASIAN, PACIFIC ISLANDER ALONE

Type	Numeric (Double)
TAC18006	Proportion Asian alone, Native, tract

TME18006 - PROPORTION ASIAN, PACIFIC ISLANDER ALONE, MOE

Type	Numeric (Double)
TME18006	Proportion Asian alone, Native, MOE

 TAC18007 - PROPORTION OTHER

Type	Numeric (Double)
TAC18007	Proportion some other race alone, tract

 TME18007 - PROPORTION OTHER, MOE

Type	Numeric (Double)
TME18007	Proportion some other race alone, MOE

 TAC18008 - PROPORTION 2 OR MORE RACES

Type	Numeric (Double)
TAC18008	Proportion two or more races, tract

 TME18008 - PROPORTION 2 OR MORE RACES, MOE

Type	Numeric (Double)
TME18008	Proportion two or more races, MOE

 TAC18009 - PROPORTION HISPANIC ORIGIN

Type	Numeric (Double)
TAC18009	Proportion Hispanic or Latino, tract

 TME18009 - PROPORTION HISPANIC ORIGIN, MOE

Type	Numeric (Double)
TME18009	Proportion Hispanic or Latino, MOE

 TAC18010 - PROPORTION HISPANIC, WHITE

Type	Numeric (Double)
TAC18010	Proportion Hispanic or Latino and White alone, tract

 TME18010 - PROPORTION HISPANIC, WHITE, MOE

Type	Numeric (Double)
TME18010	Proportion Hispanic or Latino and White alone, MOE

 TAC18011 - PROPORTION HISPANIC, BLACK

Type	Numeric (Double)
TAC18011	Proportion Hispanic or Latino and Black alone, tract

TME18011 - PROPORTION HISPANIC, BLACK, MOE

Type	Numeric (Double)
TME18011	Proportion Hispanic or Latino and Black alone, MOE

TAC18012 - PROPORTION HISPANIC, AMERICAN INDIAN

Type	Numeric (Double)
TAC18012	Proportion Hispanic or Latino and American Indian or Alaska native alone, tract

TME18012 - PROPORTION HISPANIC, AMERICAN INDIAN, MOE

Type	Numeric (Double)
TME18012	Proportion Hispanic or Latino and American Indian or Alaska native alone, MOE

TAC18013 - PROPORTION HISPANIC, ASIAN/PACISL

Type	Numeric (Double)
TAC18013	Proportion Hispanic or Latino and Asian or Pacific Islander alone, tract

TME18013 - PROPORTION HISPANIC, ASIAN/PACISL, MOE

Type	Numeric (Double)
TME18013	Proportion Hispanic or Latino and Asian or Pacific Islander alone, MOE

TAC18014 - PROPORTION HISPANIC, OTHER RACE

Type	Numeric (Double)
TAC18014	Proportion Hispanic or Latino and some other race alone, tract

TME18014 - PROPORTION HISPANIC, OTHER RACE, MOE

Type	Numeric (Double)
TME18014	Proportion Hispanic or Latino and some other race alone, MOE

TAC18015 - PROPORTION HISPANIC, 2 OR MORE RACES

Type	Numeric (Double)
TAC18015	Proportion Hispanic or Latino and two or more races, tract

TME18015 - PROPORTION HISPANIC, 2 OR MORE RACES, MOE

Type	Numeric (Double)
TME18015	Proportion Hispanic or Latino and two or more races, MOE

TAC18016 - PROPORTION 0-4 YRS

Type	Numeric (Double)
TAC18016	Proportion 0 to 4 years of age, tract

TME18016 - PROPORTION 0-4 YRS, MOE

Type	Numeric (Double)
TME18016	Proportion 0 to 4 years of age, MOE

TAC18017 - PROPORTION 5-9 YRS

Type	Numeric (Double)
TAC18017	Proportion 5 to 9 years of age, tract

TME18017 - PROPORTION 5-9 YRS, MOE

Type	Numeric (Double)
TME18017	Proportion 5 to 9 years of age, MOE

TAC18018 - PROPORTION 10-14 YRS

Type	Numeric (Double)
TAC18018	Proportion 10 to 14 years of age, tract

TME18018 - PROPORTION 10-14 YRS, MOE

Type	Numeric (Double)
TME18018	Proportion 10 to 14 years of age, MOE

TAC18019 - PROPORTION 15-17 YRS

Type	Numeric (Double)
TAC18019	Proportion 15 to 17 years of age, tract

 TME18019 - PROPORTION 15-17 YRS, MOE

Type	Numeric (Double)
TME18019	Proportion 15 to 17 years of age, MOE

 TAC18020 - PROPORTION 18-24 YRS

Type	Numeric (Double)
TAC18020	Proportion 18 to 24 years of age, tract

 TME18020 - PROPORTION 18-24 YRS, MOE

Type	Numeric (Double)
TME18020	Proportion 18 to 24 years of age, MOE

 TAC18021 - PROPORTION 65-74 YRS

Type	Numeric (Double)
TAC18021	Proportion 65 to 74 years of age, tract

 TME18021 - PROPORTION 65-74 YRS, MOE

Type	Numeric (Double)
TME18021	Proportion 65 to 74 years of age, MOE

 TAC18022 - PROPORTION 75+ YRS

Type	Numeric (Double)
TAC18022	Proportion 75 years of age or older, tract

 TME18022 - PROPORTION 75+ YRS, MOE

Type	Numeric (Double)
TME18022	Proportion 75 years of age or older, MOE

 TAC18023 - PROPORTION MALES, 18-24 YRS

Type	Numeric (Double)
TAC18023	Proportion males ages 18-24 all races, tract

 TME18023 - PROPORTION MALES, 18-24 YRS, MOE

Type	Numeric (Double)
TME18023	Proportion males ages 18-24 all races, MOE

TAC18024 - PROPORTION FEMALES, 18-24 YRS

Type	Numeric (Double)
TAC18024	Proportion females ages 18-24 all races, tract

TME18024 - PROPORTION FEMALES, 18-24 YRS, MOE

Type	Numeric (Double)
TME18024	Proportion females ages 18-24 all races, MOE

TAC18025 - PROP WHITE MALES, 18-24 YRS

Type	Numeric (Double)
TAC18025	Proportion males 18-24 White alone, tract

TME18025 - PROP WHITE MALES, 18-24 YRS, MOE

Type	Numeric (Double)
TME18025	Proportion males 18-24 White alone, MOE

TAC18026 - PROP WHITE FEMALES, 18-24 YRS

Type	Numeric (Double)
TAC18026	Proportion females 18-24 White alone, tract

TME18026 - PROP WHITE FEMALES, 18-24 YRS, MOE

Type	Numeric (Double)
TME18026	Proportion females 18-24 White alone, MOE

TAC18027 - PROP BLACK MALES, 18-24 YRS

Type	Numeric (Double)
TAC18027	Proportion males 18-24 Black or African American alone, tract

TME18027 - PROP BLACK MALES, 18-24 YRS, MOE

Type	Numeric (Double)
TME18027	Proportion males 18-24 Black or African American alone, MOE

 TAC18028 - PROP BLACK FEMALES, 18-24 YRS

Type	Numeric (Double)
TAC18028	Proportion females 18-24 Black or African American alone, tract

 TME18028 - PROP BLACK FEMALES, 18-24 YRS, MOE

Type	Numeric (Double)
TME18028	Proportion females 18-24 Black or African American alone, MOE

 TAC18029 - PROP AMERICAN INDIAN MALES, 18-24 YRS

Type	Numeric (Double)
TAC18029	Proportion males 18-24 American Indian or Alaska native alone, tract

 TME18029 - PROP AMERICAN INDIAN MALES, 18-24 YRS, MOE

Type	Numeric (Double)
TME18029	Proportion males 18-24 American Indian or Alaska native alone, MOE

 TAC18030 - PROP AMERICAN INDIAN FEMALES, 18-24 YRS

Type	Numeric (Double)
TAC18030	Proportion females 18-24 American Indian or Alaska native alone, tract

 TME18030 - PROP AMERICAN INDIAN FEMALES, 18-24 YRS, MOE

Type	Numeric (Double)
TME18030	Proportion females 18-24 American Indian or Alaska native alone, MOE

 TAC18031 - PROP ASIAN/PACISL MALES, 18-24 YRS

Type	Numeric (Double)
TAC18031	Proportion males 18-24 Asian or Pacific Islander alone, tract

 TME18031 - PROP ASIAN/PACISL MALES, 18-24 YRS, MOE

Type	Numeric (Double)
TME18031	Proportion males 18-24 Asian or Pacific Islander alone, MOE

 TAC18032 - PROP ASIAN/PACISL FEMALES, 18-24 YRS

Type	Numeric (Double)
TAC18032	Proportion females 18-24 Asian or Pacific Islander alone, tract

TME18032 - PROP ASIAN/PACISL FEMALES, 18-24 YRS, MOE

Type	Numeric (Double)
TME18032	Proportion females 18-24 Asian or Pacific Islander alone, MOE

TAC18033 - PROP OTHER MALES, 18-24 YRS

Type	Numeric (Double)
TAC18033	Proportion males 18-24 some other race alone, tract

TME18033 - PROP OTHER MALES, 18-24 YRS, MOE

Type	Numeric (Double)
TME18033	Proportion males 18-24 some other race alone, MOE

TAC18034 - PROP OTHER FEMALES, 18-24 YRS

Type	Numeric (Double)
TAC18034	Proportion females 18-24 some other race alone, tract

TME18034 - PROP OTHER FEMALES, 18-24 YRS, MOE

Type	Numeric (Double)
TME18034	Proportion females 18-24 some other race alone, MOE

TAC18035 - PROP 2-MORE RACES MALES, 18-24 YRS

Type	Numeric (Double)
TAC18035	Proportion males 18-24 two or more races, tract

TME18035 - PROP 2-MORE RACES MALES, 18-24 YRS, MOE

Type	Numeric (Double)
TME18035	Proportion males 18-24 two or more races, MOE

TAC18036 - PROP 2-MORE RACES FEMALES, 18-24 YRS

Type	Numeric (Double)
TAC18036	Proportion females 18-24 two or more races, tract

 TME18036 - PROP 2-MORE RACES FEMALES, 18-24 YRS, MOE

Type	Numeric (Double)
TME18036	Proportion females 18-24 two or more races, MOE

 TAC18037 - PROP HISPANIC MALES, 18-24 YRS

Type	Numeric (Double)
TAC18037	Proportion males 18-24 Hispanic or Latino , tract

 TME18037 - PROP HISPANIC MALES, 18-24 YRS, MOE

Type	Numeric (Double)
TME18037	Proportion males 18-24 Hispanic or Latino , MOE

 TAC18038 - PROP HISPANIC FEMALES, 18-24 YRS

Type	Numeric (Double)
TAC18038	Proportion females 18-24 Hispanic or Latino , tract

 TME18038 - PROP HISPANIC FEMALES, 18-24 YRS, MOE

Type	Numeric (Double)
TME18038	Proportion females 18-24 Hispanic or Latino , MOE

 TAC18039 - PROP NOT HISPANIC WHITE MALES 18-24

Type	Numeric (Double)
TAC18039	Proportion males 18-24 White alone Non-Hispanic or Latino, tract

 TME18039 - PROP NOT HISPANIC WHITE MALES 18-24, MOE

Type	Numeric (Double)
TME18039	Proportion males 18-24 White alone Non-Hispanic or Latino, MOE

 TAC18040 - PROP NOT HISPANIC WHITE FEMALES 18-24

Type	Numeric (Double)
TAC18040	Proportion females 18-24 White alone Non-Hispanic or Latino, tract

 TME18040 - PROP NOT HISPANIC WHITE FEMALES 18-24, MOE

Type	Numeric (Double)
TME18040	Proportion females 18-24 White alone Non-Hispanic or Latino, MOE

TAC18041 - PROP HHS - MARR-CPL FAM W/CHLD

Type	Numeric (Double)
TAC18041	Proportion occupied housing units married-couple family with own children under 18, tract

TME18041 - PROP HHS - MARR-CPL FAM W/CHLD, MOE

Type	Numeric (Double)
TME18041	Proportion occupied housing units married-couple family with own children under 18, MOE

TAC18042 - PROP HH, FEM HOUSEHOLDER W/ CHILD

Type	Numeric (Double)
TAC18042	Proportion occupied housing units female householder with own children under 18, tract

TME18042 - PROP HH, FEM HOUSEHOLDER W/ CHILD, MOE

Type	Numeric (Double)
TME18042	Proportion occupied housing units female householder with own children under 18, MOE

TAC18043 - PROP HH, MALE HOUSEHOLDER W/ CHILD

Type	Numeric (Double)
TAC18043	Proportion occupied housing units male householder with own children under 18, tract

TME18043 - PROP HH, MALE HOUSEHOLDER W/ CHILD, MOE

Type	Numeric (Double)
TME18043	Proportion occupied housing units male householder with own children under 18, MOE

TAC18044 - PROP HHS NON-FAMILY HHS

Type	Numeric (Double)
------	------------------

TAC18044	Proportion occupied housing units nonfamily, tract
----------	--

TME18044 - PROP HHS NON-FAMILY HHS, MOE

Type	Numeric (Double)
TME18044	Proportion occupied housing units nonfamily, MOE

TAC18045 - PROP FAMILIES, W/ CHILD FEM HH NO HUSB

Type	Numeric (Double)
TAC18045	Proportion families with own children headed by female householder, tract

TME18045 - PROP FAMILIES, W/ CHILD FEM HH NO HUSB, MOE

Type	Numeric (Double)
TME18045	Proportion families with own children headed by female householder, MOE

TAC18046 - PROP FAMILIES, W/ CHILD MALE HH NO WIFE

Type	Numeric (Double)
TAC18046	Proportion families with own children headed by male householder, tract

TME18046 - PROP FAMILIES, W/ CHILD MALE HH NO WIFE, MOE

Type	Numeric (Double)
TME18046	Proportion families with own children headed by male householder, MOE

TAC18047 - PROP SEP OR DIV'D

Type	Numeric (Double)
TAC18047	Proportion of population 15 years and over divorced or separated, tract

TME18047 - PROP SEP OR DIV'D, MOE

Type	Numeric (Double)
TME18047	Proportion of population 15 years and over divorced or separated, MOE

TAC18048 - PROP HHS LINGUISTICALLY ISOLATED

Type	Numeric (Double)
TAC18048	Proportion households linguistically isolated, tract

 TME18048 - PROP HHS LINGUISTICALLY ISOLATED, MOE

Type	Numeric (Double)
TME18048	Proportion households linguistically isolated, MOE

 TAC18049 - PROP FOREIGN BORN


Type	Numeric (Double)
TAC18049	Proportion foreign born, tract

 TME18049 - PROP FOREIGN BORN, MOE

Type	Numeric (Double)
TME18049	Proportion foreign born, MOE

 TAC18050 - PROP AGED 25+ W/O HS DIPLOMA

Type	Numeric (Double)
TAC18050	Proportion 25 years and over with less than high school diploma, tract

 TME18050 - PROP AGED 25+ W/O HS DIPLOMA, MOE

Type	Numeric (Double)
TME18050	Proportion 25 years and over with less than high school diploma, MOE

 TAC18051 - PROP AGED 25+ W/ COLLEGE DEGREE +

Type	Numeric (Double)
TAC18051	Proportion 25 years and over with bachelor's degree or more, tract

 TME18051 - PROP AGED 25+ W/ COLLEGE DEGREE +, MOE

Type	Numeric (Double)
TME18051	Proportion 25 years and over with bachelor's degree or more, MOE

 TAC18052 - UNEMPLOYMENT RATE-TOTAL

Type	Numeric (Double)
TAC18052	Unemployment rate all persons 16 years and over, tract

 TME18052 - UNEMPLOYMENT RATE-TOTAL, MOE

Type	Numeric (Double)
TME18052	Unemployment rate all persons 16 years and over, MOE

TAC18053 - UNEMPLOYMENT RATE-MALES

Type	Numeric (Double)
TAC18053	Unemployment rate males 16 years and over, tract

TME18053 - UNEMPLOYMENT RATE-MALES, MOE

Type	Numeric (Double)
TME18053	Unemployment rate males 16 years and over, MOE

TAC18054 - UNEMPLOYMENT RATE-FEMALES

Type	Numeric (Double)
TAC18054	Unemployment rate females 16 years and over, tract

TME18054 - UNEMPLOYMENT RATE-FEMALES, MOE

Type	Numeric (Double)
TME18054	Unemployment rate females 16 years and over, MOE

TAC18055 - LABOR FORCE PART RATE MALES

Type	Numeric (Double)
TAC18055	Labor force participation rate males 16 years and over, tract

TME18055 - LABOR FORCE PART RATE MALES, MOE

Type	Numeric (Double)
TME18055	Labor force participation rate males 16 years and over, MOE

TAC18056 - LABOR FORCE PART RATE FEMALES

Type	Numeric (Double)
TAC18056	Labor force participation rate females 16 years and over, tract

TME18056 - LABOR FORCE PART RATE FEMALES, MOE

Type	Numeric (Double)
TME18056	Labor force participation rate females 16 years and over, MOE

 TAC18057 - PROP 0-5 W/ PARENTS IN LABOR FORCE

Type	Numeric (Double)
TAC18057	Among children under 6 living with two parents, proportion with both parents in the labor force, tract

 TME18057 - PROP 0-5 W/ PARENTS IN LABOR FORCE, MOE

Type	Numeric (Double)
TME18057	Among children under 6 living with two parents, proportion with both parents in the labor force, MOE

 TAC18058 - PROP 6-17 W/ PARENTS IN LABOR FORCE

Type	Numeric (Double)
TAC18058	Among children 6 to 17 living with two parents, proportion with both parents in the labor force, tract

 TME18058 - PROP 6-17 W/ PARENTS IN LABOR FORCE, MOE

Type	Numeric (Double)
TME18058	Among children 6 to 17 living with two parents, proportion with both parents in the labor force, MOE

 TAC18059 - UNEMPLOYMENT RATE-WHITE MALES

Type	Numeric (Double)
TAC18059	Proportion white alone males 16 years and over unemployed, tract

 TME18059 - UNEMPLOYMENT RATE-WHITE MALES, MOE

Type	Numeric (Double)
TME18059	Proportion white alone males 16 years and over unemployed, MOE

 TAC18060 - UNEMPLOYMENT RATE-WHITE FEMALES

Type	Numeric (Double)
TAC18060	Proportion White alone females 16 years and over unemployed, tract

 TME18060 - UNEMPLOYMENT RATE-WHITE FEMALES, MOE

Type	Numeric (Double)
------	------------------

TME18060	Proportion White alone females 16 years and over unemployed, MOE
----------	--

TAC18061 - UNEMPLOYMENT RATE-BLACK MALES

Type	Numeric (Double)
TAC18061	Proportion Black or African American alone males 16 years and over unemployed, tract

TME18061 - UNEMPLOYMENT RATE-BLACK MALES, MOE

Type	Numeric (Double)
TME18061	Proportion Black or African American alone males 16 years and over unemployed, MOE

TAC18062 - UNEMPLOYMENT RATE-BLACK FEMALES

Type	Numeric (Double)
TAC18062	Proportion Black or African American alone females 16 years and over unemployed, tract

TME18062 - UNEMPLOYMENT RATE-BLACK FEMALES, MOE

Type	Numeric (Double)
TME18062	Proportion Black or African American alone females 16 years and over unemployed, MOE

TAC18063 - UNEMPLOYMENT RATE-AM INDIAN MALES

Type	Numeric (Double)
TAC18063	Proportion American Indian or Alaska native alone males 16 years and over unemployed, tract

TME18063 - UNEMPLOYMENT RATE-AM INDIAN MALES, MOE

Type	Numeric (Double)
TME18063	Proportion American Indian or Alaska native alone males 16 years and over unemployed, MOE

TAC18064 - UNEMPLOYMENT RATE-AM INDIAN FEMALES

Type	Numeric (Double)
TAC18064	Proportion American Indian or Alaska native alone females 16 years and over unemployed, tract

 TME18064 - UNEMPLOYMENT RATE-AM INDIAN FEMALES, MOE

Type	Numeric (Double)
TME18064	Proportion American Indian or Alaska native alone females 16 years and over unemployed, MOE

 TAC18065 - UNEMPLOYMENT RATE-ASIAN/PAC ISL MALES

Type	Numeric (Double)
TAC18065	Proportion Asian or Pacific Islander alone males 16 years and over unemployed, tract

 TME18065 - UNEMPLOYMENT RATE-ASIAN/PAC ISL MALES, MOE

Type	Numeric (Double)
TME18065	Proportion Asian or Pacific Islander alone males 16 years and over unemployed, MOE

 TAC18066 - UNEMPLOYMENT RATE-ASIAN/PAC ISL FEMALES

Type	Numeric (Double)
TAC18066	Proportion Asian or Pacific Islander alone females 16 years and over unemployed, tract

 TME18066 - UNEMPLOYMENT RATE-ASIAN/PAC ISL FEMALES, MOE

Type	Numeric (Double)
TME18066	Proportion Asian or Pacific Islander alone females 16 years and over unemployed, MOE

 TAC18067 - UNEMPLOYMENT RATE-OTHER MALES

Type	Numeric (Double)
TAC18067	Proportion some other race alone males 16 years and over unemployed, tract

 TME18067 - UNEMPLOYMENT RATE-OTHER MALES, MOE

Type	Numeric (Double)
TME18067	Proportion some other race alone males 16 years and over unemployed, MOE

 TAC18068 - UNEMPLOYMENT RATE-OTHER FEMALES

Type	Numeric (Double)
TAC18068	Proportion some other race alone females 16 years and over unemployed, tract

TME18068 - UNEMPLOYMENT RATE-OTHER FEMALES, MOE

Type	Numeric (Double)
TME18068	Proportion some other race alone females 16 years and over unemployed, MOE

TAC18069 - UNEMPLOYMENT RATE-2-MORE RACES MALES

Type	Numeric (Double)
TAC18069	Proportion two or more races males 16 years and over unemployed, tract

TME18069 - UNEMPLOYMENT RATE-2-MORE RACES MALES, MOE

Type	Numeric (Double)
TME18069	Proportion two or more races males 16 years and over unemployed, MOE

TAC18070 - UNEMPLOYMENT RATE-2-MORE RACES FEMALES

Type	Numeric (Double)
TAC18070	Proportion two or more races females 16 years and over unemployed, tract

TME18070 - UNEMPLOYMENT RATE-2-MORE RACES FEMALES, MOE

Type	Numeric (Double)
TME18070	Proportion two or more races females 16 years and over unemployed, MOE

TAC18071 - UNEMPLOYMENT RATE-HISPANIC MALES

Type	Numeric (Double)
TAC18071	Proportion Hispanic or Latino males 16 years and over unemployed, tract

TME18071 - UNEMPLOYMENT RATE-HISPANIC MALES, MOE

Type	Numeric (Double)
TME18071	Proportion Hispanic or Latino males 16 years and over unemployed, MOE

TAC18072 - UNEMPLOYMENT RATE-HISPANIC FEMALES

Type	Numeric (Double)
TAC18072	Proportion Hispanic or Latino females 16 years and over unemployed, tract

TME18072 - UNEMPLOYMENT RATE-HISPANIC FEMALES, MOE

Type	Numeric (Double)
TME18072	Proportion Hispanic or Latino females 16 years and over unemployed, MOE

TAC18073 - UNEMPLOYMENT RATE-WHITE MALES NOT HISP

Type	Numeric (Double)
TAC18073	Proportion White alone not Hispanic or Latino males 16 years and over unemployed, tract

TME18073 - UNEMPLOYMENT RATE-WHITE MALES NOT HISP, MOE

Type	Numeric (Double)
TME18073	Proportion White alone not Hispanic or Latino males 16 years and over unemployed, MOE

TAC18074 - UNEMPLOYMENT RATE-WHITE FEMALES NOT HISP

Type	Numeric (Double)
TAC18074	Proportion White alone not Hispanic or Latino females 16 years and over unemployed, tract

TME18074 - UNEMPLOYMENT RATE-WHITE FEMALES NOT HISP, MOE

Type	Numeric (Double)
TME18074	Proportion White alone not Hispanic or Latino females 16 years and over unemployed, MOE

TAC18075 - PROP EMPL IN AG/FORESTRY/HUNTING/MINING

Type	Numeric (Double)
TAC18075	Proportion of employed 16 years and over in agriculture, forestry, fishing, hunting, and mining, tract

TME18075 - PROP EMPL IN AG/FORESTRY/HUNTING/MINING, MOE

Type	Numeric (Double)
------	------------------

TME18075	Proportion of employed 16 years and over in agriculture, forestry, fishing, hunting, and mining, MOE
----------	--

TAC18076 - PROP EMPL IN CONSTRUCTION

Type	Numeric (Double)
TAC18076	Proportion of employed 16 years and over in construction, tract

TME18076 - PROP EMPL IN CONSTRUCTION, MOE

Type	Numeric (Double)
TME18076	Proportion of employed 16 years and over in construction, MOE

TAC18077 - PROP EMPL IN MANUFACTURING

Type	Numeric (Double)
TAC18077	Proportion of employed 16 years and over in manufacturing, tract

TME18077 - PROP EMPL IN MANUFACTURING, MOE

Type	Numeric (Double)
TME18077	Proportion of employed 16 years and over in manufacturing, MOE

TAC18078 - PROP EMPL IN WHOLESALE TRADE

Type	Numeric (Double)
TAC18078	Proportion of employed 16 years and over in wholesale trade, tract

TME18078 - PROP EMPL IN WHOLESALE TRADE, MOE

Type	Numeric (Double)
TME18078	Proportion of employed 16 years and over in wholesale trade, MOE

TAC18079 - PROP EMPL IN RETAIL TRADE

Type	Numeric (Double)
TAC18079	Proportion of employed 16 years and over in retail trade, tract

TME18079 - PROP EMPL IN RETAIL TRADE, MOE

Type	Numeric (Double)
TME18079	Proportion of employed 16 years and over in retail trade, MOE

 TAC18080 - PROP TRANSPORT, WAREHOUSING, UTILS

Type	Numeric (Double)
TAC18080	Proportion of employed 16 years and over in transportation, warehousing, and utilities, tract

 TME18080 - PROP TRANSPORT, WAREHOUSING, UTILS, MOE

Type	Numeric (Double)
TME18080	Proportion of employed 16 years and over in transportation, warehousing, and utilities, MOE

 TAC18081 - PROP INFORMATION

Type	Numeric (Double)
TAC18081	Proportion of employed 16 years and over in information, tract

 TME18081 - PROP INFORMATION, MOE

Type	Numeric (Double)
TME18081	Proportion of employed 16 years and over in information, MOE

 TAC18082 - PROP EMPL IN FINANCE/INSUR/REAL ESTATE

Type	Numeric (Double)
TAC18082	Proportion of employed 16 years and over in finance, insurance, and real estate, tract

 TME18082 - PROP EMPL IN FINANCE/INSUR/REAL ESTATE, MOE

Type	Numeric (Double)
TME18082	Proportion of employed 16 years and over in finance, insurance, and real estate, MOE

 TAC18083 - PROP PROF, SCI, MGMT, ADMIN, WASTE

Type	Numeric (Double)
TAC18083	Proportion of employed 16 years and over in professional, scientific, management, administrative, and waste management services, tract

 TME18083 - PROP PROF, SCI, MGMT, ADMIN, WASTE, MOE

Type	Numeric (Double)
TME18083	Proportion of employed 16 years and over in professional, scientific, management, administrative, and waste management services, MOE

TAC18084 - PROP EDUCATIONAL, HEALTH & SOCIAL SVCS

Type	Numeric (Double)
TAC18084	Proportion of employed 16 years and over in educational, health, and social services, tract

TME18084 - PROP EDUCATIONAL, HEALTH & SOCIAL SVCS, MOE

Type	Numeric (Double)
TME18084	Proportion of employed 16 years and over in educational, health, and social services, MOE

TAC18085 - PROP ARTS, ENTERTAINMENT, FOOD SVCS

Type	Numeric (Double)
TAC18085	Proportion of employed 16 years and over in arts, entertainment, recreation, and food services, tract

TME18085 - PROP ARTS, ENTERTAINMENT, FOOD SVCS, MOE

Type	Numeric (Double)
TME18085	Proportion of employed 16 years and over in arts, entertainment, recreation, and food services, MOE

TAC18086 - PROP OTHER SERVICES

Type	Numeric (Double)
TAC18086	Proportion of employed 16 years and over in other services (does not include public administration), tract

TME18086 - PROP OTHER SERVICES, MOE

Type	Numeric (Double)
TME18086	Proportion of employed 16 years and over in other services (does not include public administration), MOE

TAC18087 - PROP EMPL IN PUBLIC ADMIN

Type	Numeric (Double)
------	------------------

TAC18087	Proportion of employed 16 years and over in public administration, tract
----------	--

TME18087 - PROP EMPL IN PUBLIC ADMIN, MOE

Type	Numeric (Double)
TME18087	Proportion of employed 16 years and over in public administration, MOE

TAC18088 - PROP IN MANAGEMENT, PROF, & RELATED OCCS

Type	Numeric (Double)
TAC18088	Proportion of employed 16 years and over in management, professional, and related occupations, tract

TME18088 - PROP IN MANAGEMENT, PROF, & RELATED OCCS, MOE

Type	Numeric (Double)
TME18088	Proportion of employed 16 years and over in management, professional, and related occupations, MOE

TAC18089 - PROP EMPL IN SERVICE OCCS

Type	Numeric (Double)
TAC18089	Proportion of employed 16 years and over in service occupations, tract

TME18089 - PROP EMPL IN SERVICE OCCS, MOE

Type	Numeric (Double)
TME18089	Proportion of employed 16 years and over in service occupations, MOE

TAC18090 - PROP SALES AND OFFICE

Type	Numeric (Double)
TAC18090	Proportion of employed 16 years and over in sales and office occupations, tract

TME18090 - PROP SALES AND OFFICE, MOE

Type	Numeric (Double)
TME18090	Proportion of employed 16 years and over in sales and office occupations, MOE

TAC18091 - PROP EMPL IN FARM/FORSTRY/FISHING OCCS

Type	Numeric (Double)
TAC18091	Proportion of employed 16 years and over in farming, fishing, and forestry occupations, tract

TME18091 - PROP EMPL IN FARM/FORSTRY/FISHING OCCS, MOE

Type	Numeric (Double)
TME18091	Proportion of employed 16 years and over in farming, fishing, and forestry occupations, MOE

TAC18092 - PROP CONSTRUCTION, EXTRACT, MAINT

Type	Numeric (Double)
TAC18092	Proportion of employed 16 years and over in construction, extraction, and maintenance occupations, tract

TME18092 - PROP CONSTRUCTION, EXTRACT, MAINT, MOE

Type	Numeric (Double)
TME18092	Proportion of employed 16 years and over in construction, extraction, and maintenance occupations, MOE

TAC18093 - PROP PRODUCTION, TRANSPORTATION

Type	Numeric (Double)
TAC18093	Proportion of employed 16 years and over in over in production, transportation, and material moving occupations, tract

TME18093 - PROP PRODUCTION, TRANSPORTATION, MOE

Type	Numeric (Double)
TME18093	Proportion of employed 16 years and over in over in production, transportation, and material moving occupations, MOE

TAC18094 - MEDIAN HOUSEHOLD INCOME

Type	Numeric (Double)
TAC18094	Median household income past 12 months, tract
Notes	10600: 10600 and less. 250000: 250000 and greater.

TME18094 - MEDIAN HOUSEHOLD INCOME, MOE

Type	Numeric (Double)
TME18094	Median household income past 12 months, MOE

TAC18095 - PROP HHS W/ PUBLIC ASSIST INCOME

Type	Numeric (Double)
TAC18095	Proportion households receiving public assistance income past 12 months, tract

TME18095 - PROP HHS W/ PUBLIC ASSIST INCOME, MOE

Type	Numeric (Double)
TME18095	Proportion households receiving public assistance income past 12 months, MOE

TAC18096 - MEDIAN FAMILY INCOME

Type	Numeric (Double)
TAC18096	Median family income past 12 months, tract
Notes	12800: 12800 and less. 250000: 250000 and greater.

TME18096 - MEDIAN FAMILY INCOME, MOE

Type	Numeric (Double)
TME18096	Median family income past 12 months, MOE

TAC18097 - PROP FAMILIES W/ INCOME < \$15,000

Type	Numeric (Double)
TAC18097	Proportion families with incomes less than \$15K past 12 months, tract

TME18097 - PROP FAMILIES W/ INCOME < \$15,000, MOE

Type	Numeric (Double)
TME18097	Proportion families with incomes less than \$15K past 12 months, MOE

TAC18098 - PROP FAMILIES W/ INCOME < \$25,000

Type	Numeric (Double)
TAC18098	Proportion families with incomes less than \$25K past 12 months, tract

 TME18098 - PROP FAMILIES W/ INCOME < \$25,000, MOE

Type	Numeric (Double)
TME18098	Proportion families with incomes less than \$25K past 12 months, MOE

 TAC18099 - PROP FAMILIES W/ INCOME \$50,000+

Type	Numeric (Double)
TAC18099	Proportion families with incomes greater than \$50K past 12 months, tract

 TME18099 - PROP FAMILIES W/ INCOME \$50,000+, MOE

Type	Numeric (Double)
TME18099	Proportion families with incomes greater than \$50K past 12 months, MOE

 TAC18100 - PROP FAMILIES W/ INCOME \$75,000+

Type	Numeric (Double)
TAC18100	Proportion families with incomes greater than \$75K past 12 months, tract

 TME18100 - PROP FAMILIES W/ INCOME \$75,000+, MOE

Type	Numeric (Double)
TME18100	Proportion families with incomes greater than \$75K past 12 months, MOE

 TAC18101 - PER CAPITA INCOME

Type	Numeric (Double)
TAC18101	Per capita income past 12 months, tract
Notes	5150: 5150 and less. 185150: 185150 and greater.

 TME18101 - PER CAPITA INCOME, MOE

Type	Numeric (Double)
TME18101	Per capita income past 12 months, MOE

 TAC18102 - MEDIAN EARNINGS 16+

Type	Numeric (Double)
TAC18102	Median earnings 16 years and over past 12 months, tract
Notes	3950: 3950 and less. 130200: 130200 and greater.

 TME18102 - MEDIAN EARNINGS 16+, MOE

Type	Numeric (Double)
TME18102	Median earnings 16 years and over past 12 months, MOE

 TAC18103 - MEDIAN EARNINGS MALES 16+

Type	Numeric (Double)
TAC18103	Median earnings males 16 years and over past 12 months, tract
Notes	4700: 4700 and less. 250000: 250000 and greater.

 TME18103 - MEDIAN EARNINGS MALES 16+, MOE

Type	Numeric (Double)
TME18103	Median earnings males 16 years and over past 12 months, MOE

 TAC18104 - MEDIAN EARNINGS FEMALES 16+

Type	Numeric (Double)
TAC18104	Median earnings females 16 years and over in past 12 months, tract
Notes	3950: 3950 and less. 95350: 95350 and greater.

 TME18104 - MEDIAN EARNINGS FEMALES 16+, MOE

Type	Numeric (Double)
TME18104	Median earnings females 16 years and over in past 12 months, MOE

 TAC18105 - PROP PERSONS < POV LEVEL

Type	Numeric (Double)
TAC18105	Proportion population below the poverty level in past 12 months, tract

 TME18105 - PROP PERSONS < POV LEVEL, MOE

Type	Numeric (Double)
TME18105	Proportion population below the poverty level in past 12 months, MOE

 TAC18106 - PROP FAMILIES < POV LEVEL

Type	Numeric (Double)
TAC18106	Proportion families below the poverty level in past 12 months, tract

 TME18106 - PROP FAMILIES < POV LEVEL, MOE

Type	Numeric (Double)
TME18106	Proportion families below the poverty level in past 12 months, MOE

 TAC18107 - PROP HOUSEHOLDS < POV LEVEL

Type	Numeric (Double)
TAC18107	Proportion households below the poverty level in past 12 months, tract

 TME18107 - PROP HOUSEHOLDS < POV LEVEL, MOE

Type	Numeric (Double)
TME18107	Proportion households below the poverty level in past 12 months, MOE

 TAC18108 - PROP SAME SEX UNMARRIED PARTNERS

Type	Numeric (Double)
TAC18108	Proportion households headed by same sex unmarried partners , tract

 TME18108 - PROP SAME SEX UNMARRIED PARTNERS, MOE

Type	Numeric (Double)
TME18108	Proportion households headed by same sex unmarried partners , MOE

 TAC18109 - PROP OPPOSITE SEX UNMARRIED PARTNERS

Type	Numeric (Double)
TAC18109	Proportion households headed by opposite sex unmarried partners, tract

 TME18109 - PROP OPPOSITE SEX UNMARRIED PARTNERS, MOE

Type	Numeric (Double)
TME18109	Proportion households headed by opposite sex unmarried partners, MOE

 TAC18110 - PROP MALES AGED 18-19 NEV MARRIED

Type	Numeric (Double)
TAC18110	Proportion males ages 18 and 19 never married, tract

 TME18110 - PROP MALES AGED 18-19 NEV MARRIED, MOE

Type	Numeric (Double)
TME18110	Proportion males ages 18 and 19 never married, MOE

TAC18111 - PROP MALES AGED 20-24 NEV MARRIED

Type	Numeric (Double)
TAC18111	Proportion males ages 20 to 24 never married, tract

TME18111 - PROP MALES AGED 20-24 NEV MARRIED, MOE

Type	Numeric (Double)
TME18111	Proportion males ages 20 to 24 never married, MOE

TAC18112 - PROP FEMALES AGED 18-19 NEV MARRIED

Type	Numeric (Double)
TAC18112	Proportion females ages 18 and 19 never married, tract

TME18112 - PROP FEMALES AGED 18-19 NEV MARRIED, MOE

Type	Numeric (Double)
TME18112	Proportion females ages 18 and 19 never married, MOE

TAC18113 - PROP FEMALES AGED 20-24 NEV MARRIED

Type	Numeric (Double)
TAC18113	Proportion females ages 20 to 24 never married, tract

TME18113 - PROP FEMALES AGED 20-24 NEV MARRIED, MOE

Type	Numeric (Double)
TME18113	Proportion females ages 20 to 24 never married, MOE

TAC18114 - PROP HOUSING UNITS VACANT

Type	Numeric (Double)
TAC18114	Proportion housing units vacant, tract

TME18114 - PROP HOUSING UNITS VACANT, MOE

Type	Numeric (Double)
TME18114	Proportion housing units vacant, MOE

 TAC18115 - PROP OCC H UNITS THAT ARE OWNER-OCC

Type	Numeric (Double)
TAC18115	Proportion occupied units owner occupied, tract

 TME18115 - PROP OCC H UNITS THAT ARE OWNER-OCC, MOE

Type	Numeric (Double)
TME18115	Proportion occupied units owner occupied, MOE

 TAC18116 - AVERAGE HOUSEHOLD SIZE OF UNITS

Type	Numeric (Double)
TAC18116	Average household size of occupied units, tract
Notes	1.5: 1.5 and less. 5: 5 and greater.

 TME18116 - AVERAGE HOUSEHOLD SIZE OF UNITS, MOE

Type	Numeric (Double)
TME18116	Average household size of occupied units, MOE

 TAC18117 - MEDIAN YEAR HOUSING UNITS BUILT

Type	Numeric (Double)
TAC18117	Median year housing unit structures built, tract
Notes	2011: 2011 and later.

 TME18117 - MEDIAN YEAR HOUSING UNITS BUILT, MOE

Type	Numeric (Double)
TME18117	Median year housing unit structures built, MOE

 TAC18118 - MEDIAN YEAR MOVED INTO UNITS

Type	Numeric (Double)
TAC18118	Median year householders moved into units, tract

 TME18118 - MEDIAN YEAR MOVED INTO UNITS, MOE

Type	Numeric (Double)
TME18118	Median year householders moved into units, MOE

 TAC18119 - PROP OCC H UNITS W/O TELEPHONE

Type	Numeric (Double)
TAC18119	Proportion occupied units with no telephone service available, tract

 TME18119 - PROP OCC H UNITS W/O TELEPHONE, MOE

Type	Numeric (Double)
TME18119	Proportion occupied units with no telephone service available, MOE

 TAC18120 - PROP UNITS WITH NO VEHICLES

Type	Numeric (Double)
TAC18120	Proportion occupied units with no vehicles available, tract

 TME18120 - PROP UNITS WITH NO VEHICLES, MOE

Type	Numeric (Double)
TME18120	Proportion occupied units with no vehicles available, MOE

 TAC18121 - PROP OCC H UNITS W/O COMPLETE PLUMBING

Type	Numeric (Double)
TAC18121	Proportion units lacking complete plumbing facilities , tract

 TME18121 - PROP OCC H UNITS W/O COMPLETE PLUMBING, MOE

Type	Numeric (Double)
TME18121	Proportion units lacking complete plumbing facilities , MOE

 TAC18122 - PROP H UNITS W/O COMPLETE KITCHEN FACIL

Type	Numeric (Double)
TAC18122	Proportion units lacking complete kitchen facilities, tract

 TME18122 - PROP H UNITS W/O COMPLETE KITCHEN FACIL, MOE

Type	Numeric (Double)
TME18122	Proportion units lacking complete kitchen facilities, MOE

 TAC18123 - MEDIAN CONTRACT RENT RENTER-OCC H UNITS

Type	Numeric (Double)
TAC18123	Median contract rent for renteroccupied units paying cash rent, tract
Notes	220: 220 and less. 3365: 3365 and greater.

TME18123 - MEDIAN CONTRACT RENT RENTER-OCC H UNITS, MOE

Type	Numeric (Double)
TME18123	Median contract rent for renteroccupied units paying cash rent, MOE

TAC18124 - MEDIAN VALUE OF OWNER-OCC HOUSING UNITS

Type	Numeric (Double)
TAC18124	Median value for specified owner-occupied units, tract
Notes	15500: 15500 and less. 2000000: 2000000 and greater.

TME18124 - MEDIAN VALUE OF OWNER-OCC HOUSING UNITS, MOE

Type	Numeric (Double)
TME18124	Median value for specified owner-occupied units, MOE

TAC18125 - PROP 3+ ENROLLED IN PRE-ELEM AND ELEM

Type	Numeric (Double)
TAC18125	Proportion population enrolled in pre-elementary and elementary education, tract

TME18125 - PROP 3+ ENROLLED IN PRE-ELEM AND ELEM, MOE

Type	Numeric (Double)
TME18125	Proportion population enrolled in pre-elementary and elementary education, MOE

TAC18126 - PROP 3+ ENROLLED IN MID OR HIGH SCHOOL

Type	Numeric (Double)
TAC18126	Proportion population enrolled in mid or high school education, tract

TME18126 - PROP 3+ ENROLLED IN MID OR HIGH SCHOOL, MOE

Type	Numeric (Double)
TME18126	Proportion population enrolled in mid or high school education, MOE

 TAC18127 - PROP 3+ IN COLLEGE, GRAD, OR PROF ED


Type	Numeric (Double)
TAC18127	Proportion population enrolled in college, graduate or professional education, tract

 TME18127 - PROP 3+ IN COLLEGE, GRAD, OR PROF ED, MOE

Type	Numeric (Double)
TME18127	Proportion population enrolled in college, graduate or professional education, MOE

 TAC18128 - PROP WORKERS 16+ USE CAR, TRUCK, OR VAN


Type	Numeric (Double)
TAC18128	Proportion using car, truck, or van, tract

 TME18128 - PROP WORKERS 16+ USE CAR, TRUCK, OR VAN, MOE

Type	Numeric (Double)
TME18128	Proportion using car, truck, or van, MOE

 TAC18129 - PROP WORKERS 16+ USE PUBLIC TRANSPORT

Type	Numeric (Double)
TAC18129	Proportion using public transportation (excluding taxicab), tract

 TME18129 - PROP WORKERS 16+ USE PUBLIC TRANSPORT, MOE

Type	Numeric (Double)
TME18129	Proportion using public transportation (excluding taxicab), MOE

 TAC18130 - PROP WORKERS 16+ USING BICYCLE

Type	Numeric (Double)
TAC18130	Proportion bicycle, tract

 TME18130 - PROP WORKERS 16+ USING BICYCLE, MOE

Type	Numeric (Double)
TME18130	Proportion bicycle, MOE

 TAC18131 - PROP WORKERS 16+ WALKING


Type	Numeric (Double)
TAC18131	Proportion walked, tract

 TME18131 - PROP WORKERS 16+ WALKING, MOE

Type	Numeric (Double)
TME18131	Proportion walked, MOE

 TAC18132 - PROP WORKERS 16+ USE TAXICAB, MOTORCYCLE

Type	Numeric (Double)
TAC18132	Proportion using taxicab, motorcycle, or other means, tract

 TME18132 - PROP WORKERS 16+ USE TAXICAB, MOTORCYCLE, MOE

Type	Numeric (Double)
TME18132	Proportion using taxicab, motorcycle, or other means, MOE

 CAC18001 - POPULATION, TOTAL

Type	Numeric (Double)
CAC18001	Total population, county
Notes	2500: 2500 and less. 5223700: 5223700 and greater.

 CAC18002 - DENSITY (PERSONS/SQ.KM.)

Type	Numeric (Double)
CAC18002	Density $\frac{\text{persons}}{\text{square km}}$, county

 CAC18003 - PROPORTION WHITE

Type	Numeric (Double)
CAC18003	Proportion White alone, county

 CAC18004 - PROPORTION BLACK

Type	Numeric (Double)
CAC18004	Proportion Black or African American alone, county

 CAC18005 - PROPORTION AMERICAN INDIAN/ALASKA NATIVE

Type	Numeric (Double)
CAC18005	Proportion American Indian and Alaska Native alone, county

 CAC18006 - PROPORTION ASIAN, PACIFIC ISLANDER ALONE

Type	Numeric (Double)
CAC18006	Proportion Asian alone, Native, county

 CAC18007 - PROPORTION OTHER

Type	Numeric (Double)
CAC18007	Proportion some other race alone, county

 CAC18008 - PROPORTION 2 OR MORE RACES

Type	Numeric (Double)
CAC18008	Proportion two or more races, county

 CAC18009 - PROPORTION HISPANIC ORIGIN

Type	Numeric (Double)
CAC18009	Proportion Hispanic or Latino, county

 CAC18010 - PROPORTION HISPANIC, WHITE

Type	Numeric (Double)
CAC18010	Proportion Hispanic or Latino and White alone, county

 CAC18011 - PROPORTION HISPANIC, BLACK

Type	Numeric (Double)
CAC18011	Proportion Hispanic or Latino and Black alone, county

 CAC18012 - PROPORTION HISPANIC, AMERICAN INDIAN

Type	Numeric (Double)
CAC18012	Proportion Hispanic or Latino and American Indian or Alaska native alone, county

 CAC18013 - PROPORTION HISPANIC, ASIAN/PACISL

Type	Numeric (Double)
CAC18013	Proportion Hispanic or Latino and Asian or Pacific Islander alone, county

 CAC18014 - PROPORTION HISPANIC, OTHER RACE

Type	Numeric (Double)
CAC18014	Proportion Hispanic or Latino and some other race alone, county

 CAC18015 - PROPORTION HISPANIC, 2 OR MORE RACES

Type	Numeric (Double)
CAC18015	Proportion Hispanic or Latino and two or more races, county

 CAC18016 - PROPORTION 0-4 YRS

Type	Numeric (Double)
CAC18016	Proportion 0 to 4 years of age, county

 CAC18017 - PROPORTION 5-9 YRS

Type	Numeric (Double)
CAC18017	Proportion 5 to 9 years of age, county

 CAC18018 - PROPORTION 10-14 YRS

Type	Numeric (Double)
CAC18018	Proportion 10 to 14 years of age, county

 CAC18019 - PROPORTION 15-17 YRS

Type	Numeric (Double)
CAC18019	Proportion 15 to 17 years of age, county

 CAC18020 - PROPORTION 18-24 YRS

Type	Numeric (Double)
CAC18020	Proportion 18 to 24 years of age, county

 CAC18021 - PROPORTION 65-74 YRS

Type	Numeric (Double)
CAC18021	Proportion 65 to 74 years of age, county

CAC18022 - PROPORTION 75+ YRS

Type	Numeric (Double)
CAC18022	Proportion 75 years of age or older, county

CAC18023 - PROPORTION MALES, 18-24 YRS

Type	Numeric (Double)
CAC18023	Proportion males ages 18-24 all races, county

CAC18024 - PROPORTION FEMALES, 18-24 YRS

Type	Numeric (Double)
CAC18024	Proportion females ages 18-24 all races, county

CAC18025 - PROP WHITE MALES, 18-24 YRS

Type	Numeric (Double)
CAC18025	Proportion males 18-24 White alone, county

CAC18026 - PROP WHITE FEMALES, 18-24 YRS

Type	Numeric (Double)
CAC18026	Proportion females 18-24 White alone, county

CAC18027 - PROP BLACK MALES, 18-24 YRS

Type	Numeric (Double)
CAC18027	Proportion males 18-24 Black or African American alone, county

CAC18028 - PROP BLACK FEMALES, 18-24 YRS

Type	Numeric (Double)
CAC18028	Proportion females 18-24 Black or African American alone, county

CAC18029 - PROP AMERICAN INDIAN MALES, 18-24 YRS

Type	Numeric (Double)
CAC18029	Proportion males 18-24 American Indian or Alaska native alone, county

 CAC18030 - PROP AMERICAN INDIAN FEMALES, 18-24 YRS

Type	Numeric (Double)
CAC18030	Proportion females 18-24 American Indian or Alaska native alone, county

 CAC18031 - PROP ASIAN/PACISL MALES, 18-24 YRS

Type	Numeric (Double)
CAC18031	Proportion males 18-24 Asian or Pacific Islander alone, county

 CAC18032 - PROP ASIAN/PACISL FEMALES, 18-24 YRS

Type	Numeric (Double)
CAC18032	Proportion females 18-24 Asian or Pacific Islander alone, county

 CAC18033 - PROP OTHER MALES, 18-24 YRS

Type	Numeric (Double)
CAC18033	Proportion males 18-24 some other race alone, county

 CAC18034 - PROP OTHER FEMALES, 18-24 YRS

Type	Numeric (Double)
CAC18034	Proportion females 18-24 some other race alone, county

 CAC18035 - PROP 2-MORE RACES MALES, 18-24 YRS

Type	Numeric (Double)
CAC18035	Proportion males 18-24 two or more races, county

 CAC18036 - PROP 2-MORE RACES FEMALES, 18-24 YRS

Type	Numeric (Double)
CAC18036	Proportion females 18-24 two or more races, county

 CAC18037 - PROP HISPANIC MALES, 18-24 YRS

Type	Numeric (Double)
CAC18037	Proportion males 18-24 Hispanic or Latino , county

 CAC18038 - PROP HISPANIC FEMALES, 18-24 YRS

Type	Numeric (Double)
CAC18038	Proportion females 18-24 Hispanic or Latino , county

CAC18039 - PROP NOT HISPANIC WHITE MALES 18-24

Type	Numeric (Double)
CAC18039	Proportion males 18-24 White alone Non-Hispanic or Latino, county

CAC18040 - PROP NOT HISPANIC WHITE FEMALES 18-24

Type	Numeric (Double)
CAC18040	Proportion females 18-24 White alone Non-Hispanic or Latino, county

CAC18041 - PROP HHS - MARR-CPL FAM W/CHLD

Type	Numeric (Double)
CAC18041	Proportion occupied housing units married-couple family with own children under 18, county

CAC18042 - PROP HH, FEM HOUSEHOLDER W/ CHILD

Type	Numeric (Double)
CAC18042	Proportion occupied housing units female householder with own children under 18, county

CAC18043 - PROP HH, MALE HOUSEHOLDER W/ CHILD

Type	Numeric (Double)
CAC18043	Proportion occupied housing units male householder with own children under 18, county

CAC18044 - PROP HHS NON-FAMILY HHS

Type	Numeric (Double)
CAC18044	Proportion occupied housing units nonfamily, county

CAC18045 - PROP FAMILIES, W/ CHILD FEM HH NO HUSB

Type	Numeric (Double)
CAC18045	Proportion families with own children headed by female householder, county

CAC18046 - PROP FAMILIES, W/ CHILD MALE HH NO WIFE

Type	Numeric (Double)
CAC18046	Proportion families with own children headed by male householder, county

CAC18047 - PROP SEP OR DIV'D

Type	Numeric (Double)
CAC18047	Proportion of population 15 years and over divorced or separated, county

CAC18048 - PROP HHS LINGUISTICALLY ISOLATED

Type	Numeric (Double)
CAC18048	Proportion households linguistically isolated, county

CAC18049 - PROP FOREIGN BORN

Type	Numeric (Double)
CAC18049	Proportion foreign born, county

CAC18050 - PROP AGED 25+ W/O HS DIPLOMA

Type	Numeric (Double)
CAC18050	Proportion 25 years and over with less than high school diploma, county

CAC18051 - PROP AGED 25+ W/ COLLEGE DEGREE +

Type	Numeric (Double)
CAC18051	Proportion 25 years and over with bachelor's degree or more, county

CAC18052 - UNEMPLOYMENT RATE-TOTAL

Type	Numeric (Double)
CAC18052	Unemployment rate all persons 16 years and over, county

CAC18053 - UNEMPLOYMENT RATE-MALES

Type	Numeric (Double)
CAC18053	Unemployment rate males 16 years and over, county

CAC18054 - UNEMPLOYMENT RATE-FEMALES

Type	Numeric (Double)
CAC18054	Unemployment rate females 16 years and over, county

 CAC18055 - LABOR FORCE PART RATE MALES

Type	Numeric (Double)
CAC18055	Labor force participation rate males 16 years and over, county

 CAC18056 - LABOR FORCE PART RATE FEMALES

Type	Numeric (Double)
CAC18056	Labor force participation rate females 16 years and over, county

 CAC18057 - PROP 0-5 W/ PARENTS IN LABOR FORCE

Type	Numeric (Double)
CAC18057	Among children under 6 living with two parents, proportion with both parents in the labor force, county

 CAC18058 - PROP 6-17 W/ PARENTS IN LABOR FORCE

Type	Numeric (Double)
CAC18058	Among children 6 to 17 living with two parents, proportion with both parents in the labor force, county

 CAC18059 - UNEMPLOYMENT RATE-WHITE MALES

Type	Numeric (Double)
CAC18059	Proportion white alone males 16 years and over unemployed, county

 CAC18060 - UNEMPLOYMENT RATE-WHITE FEMALES

Type	Numeric (Double)
CAC18060	Proportion White alone females 16 years and over unemployed, county

 CAC18061 - UNEMPLOYMENT RATE-BLACK MALES

Type	Numeric (Double)
CAC18061	Proportion Black or African American alone males 16 years and over unemployed, county

 CAC18062 - UNEMPLOYMENT RATE-BLACK FEMALES

Type	Numeric (Double)
------	------------------

CAC18062	Proportion Black or African American alone females 16 years and over unemployed, county
----------	---

CAC18063 - UNEMPLOYMENT RATE-AM INDIAN MALES

Type	Numeric (Double)
CAC18063	Proportion American Indian or Alaska native alone males 16 years and over unemployed, county

CAC18064 - UNEMPLOYMENT RATE-AM INDIAN FEMALES

Type	Numeric (Double)
CAC18064	Proportion American Indian or Alaska native alone females 16 years and over unemployed, county

CAC18065 - UNEMPLOYMENT RATE-ASIAN/PAC ISL MALES

Type	Numeric (Double)
CAC18065	Proportion Asian or Pacific Islander alone males 16 years and over unemployed, county

CAC18066 - UNEMPLOYMENT RATE-ASIAN/PAC ISL FEMALES

Type	Numeric (Double)
CAC18066	Proportion Asian or Pacific Islander alone females 16 years and over unemployed, county

CAC18067 - UNEMPLOYMENT RATE-OTHER MALES

Type	Numeric (Double)
CAC18067	Proportion some other race alone males 16 years and over unemployed, county

CAC18068 - UNEMPLOYMENT RATE-OTHER FEMALES

Type	Numeric (Double)
CAC18068	Proportion some other race alone females 16 years and over unemployed, county

CAC18069 - UNEMPLOYMENT RATE-2-MORE RACES MALES

Type	Numeric (Double)
CAC18069	Proportion two or more races males 16 years and over unemployed, county

 CAC18070 - UNEMPLOYMENT RATE-2-MORE RACES FEMALES

Type	Numeric (Double)
CAC18070	Proportion two or more races females 16 years and over unemployed, county

 CAC18071 - UNEMPLOYMENT RATE-HISPANIC MALES

Type	Numeric (Double)
CAC18071	Proportion Hispanic or Latino males 16 years and over unemployed, county

 CAC18072 - UNEMPLOYMENT RATE-HISPANIC FEMALES

Type	Numeric (Double)
CAC18072	Proportion Hispanic or Latino females 16 years and over unemployed, county

 CAC18073 - UNEMPLOYMENT RATE-WHITE MALES NOT HISP

Type	Numeric (Double)
CAC18073	Proportion White alone not Hispanic or Latino males 16 years and over unemployed, county

 CAC18074 - UNEMPLOYMENT RATE-WHITE FEMALES NOT HISP

Type	Numeric (Double)
CAC18074	Proportion White alone not Hispanic or Latino females 16 years and over unemployed, county

 CAC18075 - PROP EMPL IN AG/FORESTRY/HUNTING/MINING

Type	Numeric (Double)
CAC18075	Proportion of employed 16 years and over in agriculture, forestry, fishing, hunting, and mining, county

 CAC18076 - PROP EMPL IN CONSTRUCTION

Type	Numeric (Double)
CAC18076	Proportion of employed 16 years and over in construction, county

 CAC18077 - PROP EMPL IN MANUFACTURING

Type	Numeric (Double)
CAC18077	Proportion of employed 16 years and over in manufacturing, county

 CAC18078 - PROP EMPL IN WHOLESALE TRADE

Type	Numeric (Double)
CAC18078	Proportion of employed 16 years and over in wholesale trade, county

 CAC18079 - PROP EMPL IN RETAIL TRADE

Type	Numeric (Double)
CAC18079	Proportion of employed 16 years and over in retail trade, county

 CAC18080 - PROP TRANSPORT, WAREHOUSING, UTILTS

Type	Numeric (Double)
CAC18080	Proportion of employed 16 years and over in transportation, warehousing, and utilities, county

 CAC18081 - PROP INFORMATION

Type	Numeric (Double)
CAC18081	Proportion of employed 16 years and over in information, county

 CAC18082 - PROP EMPL IN FINANCE/INSUR/REAL ESTATE

Type	Numeric (Double)
CAC18082	Proportion of employed 16 years and over in finance, insurance, and real estate, county

 CAC18083 - PROP PROF, SCI, MGMT, ADMIN, WASTE

Type	Numeric (Double)
CAC18083	Proportion of employed 16 years and over in professional, scientific, management, administrative, and waste management services, county

 CAC18084 - PROP EDUCATIONAL, HEALTH & SOCIAL SVCS

Type	Numeric (Double)
CAC18084	Proportion of employed 16 years and over in educational, health, and social services, county

 CAC18085 - PROP ARTS, ENTERTAINMENT, FOOD SVCS

Type	Numeric (Double)
------	------------------

CAC18085	Proportion of employed 16 years and over in arts, entertainment, recreation, and food services, county
----------	--

CAC18086 - PROP OTHER SERVICES

Type	Numeric (Double)
CAC18086	Proportion of employed 16 years and over in other services (does not include public administration), county

CAC18087 - PROP EMPL IN PUBLIC ADMIN

Type	Numeric (Double)
CAC18087	Proportion of employed 16 years and over in public administration, county

CAC18088 - PROP IN MANAGEMENT, PROF, & RELATED OCCS

Type	Numeric (Double)
CAC18088	Proportion of employed 16 years and over in management, professional, and related occupations, county

CAC18089 - PROP EMPL IN SERVICE OCCS

Type	Numeric (Double)
CAC18089	Proportion of employed 16 years and over in service occupations, county

CAC18090 - PROP SALES AND OFFICE

Type	Numeric (Double)
CAC18090	Proportion of employed 16 years and over in sales and office occupations, county

CAC18091 - PROP EMPL IN FARM/FORSTRY/FISHING OCCS

Type	Numeric (Double)
CAC18091	Proportion of employed 16 years and over in farming, fishing, and forestry occupations, county

CAC18092 - PROP CONSTRUCTION, EXTRACT, MAINT

Type	Numeric (Double)
CAC18092	Proportion of employed 16 years and over in construction, extraction, and maintenance occupations, county

 CAC18093 - PROP PRODUCTION, TRANSPORTATION

Type	Numeric (Double)
CAC18093	Proportion of employed 16 years and over in over in production, transportation, and material moving occupations, county

 CAC18094 - MEDIAN HOUSEHOLD INCOME

Type	Numeric (Double)
CAC18094	Median household income past 12 months, county
Notes	127400: 127400 and greater.

 CAC18095 - PROP HHS W/ PUBLIC ASSIST INCOME

Type	Numeric (Double)
CAC18095	Proportion households receiving public assistance income past 12 months, county

 CAC18096 - MEDIAN FAMILY INCOME

Type	Numeric (Double)
CAC18096	Median family income past 12 months, county
Notes	153500: 153500 and greater.

 CAC18097 - PROP FAMILIES W/ INCOME < \$15,000

Type	Numeric (Double)
CAC18097	Proportion families with incomes less than \$15K past 12 months, county

 CAC18098 - PROP FAMILIES W/ INCOME < \$25,000

Type	Numeric (Double)
CAC18098	Proportion families with incomes less than \$25K past 12 months, county

 CAC18099 - PROP FAMILIES W/ INCOME \$50,000+

Type	Numeric (Double)
CAC18099	Proportion families with incomes greater than \$50K past 12 months, county

 CAC18100 - PROP FAMILIES W/ INCOME \$75,000+

Type	Numeric (Double)
CAC18100	Proportion families with incomes greater than \$75K past 12 months, county

CAC18101 - PER CAPITA INCOME

Type	Numeric (Double)
CAC18101	Per capita income past 12 months, county
Notes	15100: 15100 and less. 69800: 69800 and greater.

CAC18102 - MEDIAN EARNINGS 16+

Type	Numeric (Double)
CAC18102	Median earnings 16 years and over past 12 months, county
Notes	15750: 15750 and less

CAC18103 - MEDIAN EARNINGS MALES 16+

Type	Numeric (Double)
CAC18103	Median earnings males 16 years and over past 12 months, county
Notes	16100: 16100 and less. 78800: 78800 and greater.

CAC18104 - MEDIAN EARNINGS FEMALES 16+

Type	Numeric (Double)
CAC18104	Median earnings females 16 years and over in past 12 months, county
Notes	12800: 12800 and less

CAC18105 - PROP PERSONS < POV LEVEL

Type	Numeric (Double)
CAC18105	Proportion population below the poverty level in past 12 months, county

CAC18106 - PROP FAMILIES < POV LEVEL

Type	Numeric (Double)
CAC18106	Proportion families below the poverty level in past 12 months, county

CAC18107 - PROP HOUSEHOLDS < POV LEVEL

Type	Numeric (Double)
CAC18107	Proportion households below the poverty level in past 12 months, county

 CAC18108 - PROP SAME SEX UNMARRIED PARTNERS

Type	Numeric (Double)
CAC18108	Proportion households headed by same sex unmarried partners , county

 CAC18109 - PROP OPPOSITE SEX UNMARRIED PARTNERS

Type	Numeric (Double)
CAC18109	Proportion households headed by opposite sex unmarried partners, county

 CAC18110 - PROP MALES AGED 18-19 NEV MARRIED

Type	Numeric (Double)
CAC18110	Proportion males ages 18 and 19 never married, county

 CAC18111 - PROP MALES AGED 20-24 NEV MARRIED

Type	Numeric (Double)
CAC18111	Proportion males ages 20 to 24 never married, county

 CAC18112 - PROP FEMALES AGED 18-19 NEV MARRIED

Type	Numeric (Double)
CAC18112	Proportion females ages 18 and 19 never married, county

 CAC18113 - PROP FEMALES AGED 20-24 NEV MARRIED

Type	Numeric (Double)
CAC18113	Proportion females ages 20 to 24 never married, county

 CAC18114 - PROP HOUSING UNITS VACANT

Type	Numeric (Double)
CAC18114	Proportion housing units vacant, county

 CAC18115 - PROP OCC H UNITS THAT ARE OWNER-OCC

Type	Numeric (Double)
CAC18115	Proportion occupied units owner occupied, county

 CAC18116 - AVERAGE HOUSEHOLD SIZE OF UNITS

Type	Numeric (Double)
CAC18116	Average household size of occupied units, county

CAC18117 - MEDIAN YEAR HOUSING UNITS BUILT

Type	Numeric (Double)
CAC18117	Median year housing unit structures built, county

CAC18118 - MEDIAN YEAR MOVED INTO UNITS

Type	Numeric (Double)
CAC18118	Median year householders moved into units, county
Notes	2000: 2000 and less

CAC18119 - PROP OCC H UNITS W/O TELEPHONE

Type	Numeric (Double)
CAC18119	Proportion occupied units with no telephone service available, county

CAC18120 - PROP UNITS WITH NO VEHICLES

Type	Numeric (Double)
CAC18120	Proportion occupied units with no vehicles available, county

CAC18121 - PROP OCC H UNITS W/O COMPLETE PLUMBING

Type	Numeric (Double)
CAC18121	Proportion units lacking complete plumbing facilities , county

CAC18122 - PROP H UNITS W/O COMPLETE KITCHEN FACIL

Type	Numeric (Double)
CAC18122	Proportion units lacking complete kitchen facilities, county

CAC18123 - MEDIAN CONTRACT RENT RENTER-OCC H UNITS

Type	Numeric (Double)
CAC18123	Median contract rent for renteroccupied units paying cash rent, county
Notes	305: 305 and less

CAC18124 - MEDIAN VALUE OF OWNER-OCC HOUSING UNITS

Type	Numeric (Double)
CAC18124	Median value for specified owner-occupied units, county
Notes	57000: 57000 and less. 994000: 994000 and greater.

CAC18125 - PROP 3+ ENROLLED IN PRE-ELEM AND ELEM

Type	Numeric (Double)
CAC18125	Proportion population enrolled in pre-elementary and elementary education, county

CAC18126 - PROP 3+ ENROLLED IN MID OR HIGH SCHOOL

Type	Numeric (Double)
CAC18126	Proportion population enrolled in mid or high school education, county

CAC18127 - PROP 3+ IN COLLEGE, GRAD, OR PROF ED

Type	Numeric (Double)
CAC18127	Proportion population enrolled in college, graduate or professional education, county

CAC18128 - PROP WORKERS 16+ USE CAR, TRUCK, OR VAN

Type	Numeric (Double)
CAC18128	Proportion using car, truck, or van, county

CAC18129 - PROP WORKERS 16+ USE PUBLIC TRANSPORT


Type	Numeric (Double)
CAC18129	Proportion using public transportation (excluding taxicab), county

CAC18130 - PROP WORKERS 16+ USING BICYCLE

Type	Numeric (Double)
CAC18130	Proportion bicycle, county

CAC18131 - PROP WORKERS 16+ WALKING

Type	Numeric (Double)
CAC18131	Proportion walked, county

 CAC18132 - PROP WORKERS 16+ USE TAXICAB, MOTORCYCLE

Type	Numeric (Double)
CAC18132	Proportion using taxicab, motorcycle, or other means, county

 SAC18002 - DENSITY (PERSONS/SQ.KM.)

Type	Numeric (Double)
SAC18002	Density $\frac{\square}{\square}$ persons per square km, state

 SAC18003 - PROPORTION WHITE

Type	Numeric (Double)
SAC18003	Proportion White alone, state

 SAC18004 - PROPORTION BLACK

Type	Numeric (Double)
SAC18004	Proportion Black or African American alone, state

 SAC18005 - PROPORTION AMERICAN INDIAN/ALASKA NATIVE

Type	Numeric (Double)
SAC18005	Proportion American Indian and Alaska Native alone, state

 SAC18006 - PROPORTION ASIAN, PACIFIC ISLANDER ALONE

Type	Numeric (Double)
SAC18006	Proportion Asian alone, Native, state

 SAC18007 - PROPORTION OTHER

Type	Numeric (Double)
SAC18007	Proportion some other race alone, state

 SAC18008 - PROPORTION 2 OR MORE RACES

Type	Numeric (Double)
SAC18008	Proportion two or more races, state

 SAC18009 - PROPORTION HISPANIC ORIGIN

Type	Numeric (Double)
SAC18009	Proportion Hispanic or Latino, state

SAC18010 - PROPORTION HISPANIC, WHITE

Type	Numeric (Double)
SAC18010	Proportion Hispanic or Latino and White alone, state

SAC18011 - PROPORTION HISPANIC, BLACK

Type	Numeric (Double)
SAC18011	Proportion Hispanic or Latino and Black alone, state

SAC18012 - PROPORTION HISPANIC, AMERICAN INDIAN

Type	Numeric (Double)
SAC18012	Proportion Hispanic or Latino and American Indian or Alaska native alone, state

SAC18013 - PROPORTION HISPANIC, ASIAN/PACISL

Type	Numeric (Double)
SAC18013	Proportion Hispanic or Latino and Asian or Pacific Islander alone, state

SAC18014 - PROPORTION HISPANIC, OTHER RACE

Type	Numeric (Double)
SAC18014	Proportion Hispanic or Latino and some other race alone, state

SAC18015 - PROPORTION HISPANIC, 2 OR MORE RACES

Type	Numeric (Double)
SAC18015	Proportion Hispanic or Latino and two or more races, state

SAC18016 - PROPORTION 0-4 YRS

Type	Numeric (Double)
SAC18016	Proportion 0 to 4 years of age, state

SAC18017 - PROPORTION 5-9 YRS

Type	Numeric (Double)
------	------------------

SAC18017	Proportion 5 to 9 years of age, state
----------	---------------------------------------

SAC18018 - PROPORTION 10-14 YRS

Type	Numeric (Double)
SAC18018	Proportion 10 to 14 years of age, state

SAC18019 - PROPORTION 15-17 YRS

Type	Numeric (Double)
SAC18019	Proportion 15 to 17 years of age, state

SAC18020 - PROPORTION 18-24 YRS

Type	Numeric (Double)
SAC18020	Proportion 18 to 24 years of age, state

SAC18021 - PROPORTION 65-74 YRS

Type	Numeric (Double)
SAC18021	Proportion 65 to 74 years of age, state

SAC18022 - PROPORTION 75+ YRS

Type	Numeric (Double)
SAC18022	Proportion 75 years of age or older, state

SAC18023 - PROPORTION MALES, 18-24 YRS

Type	Numeric (Double)
SAC18023	Proportion males ages 18-24 all races, state

SAC18024 - PROPORTION FEMALES, 18-24 YRS

Type	Numeric (Double)
SAC18024	Proportion females ages 18-24 all races, state

SAC18025 - PROP WHITE MALES, 18-24 YRS

Type	Numeric (Double)
SAC18025	Proportion males 18-24 White alone, state

 SAC18026 - PROP WHITE FEMALES, 18-24 YRS

Type	Numeric (Double)
SAC18026	Proportion females 18-24 White alone, state

 SAC18027 - PROP BLACK MALES, 18-24 YRS

Type	Numeric (Double)
SAC18027	Proportion males 18-24 Black or African American alone, state

 SAC18028 - PROP BLACK FEMALES, 18-24 YRS

Type	Numeric (Double)
SAC18028	Proportion females 18-24 Black or African American alone, state

 SAC18029 - PROP AMERICAN INDIAN MALES, 18-24 YRS

Type	Numeric (Double)
SAC18029	Proportion males 18-24 American Indian or Alaska native alone, state

 SAC18030 - PROP AMERICAN INDIAN FEMALES, 18-24 YRS

Type	Numeric (Double)
SAC18030	Proportion females 18-24 American Indian or Alaska native alone, state

 SAC18031 - PROP ASIAN/PACISL MALES, 18-24 YRS

Type	Numeric (Double)
SAC18031	Proportion males 18-24 Asian or Pacific Islander alone, state

 SAC18032 - PROP ASIAN/PACISL FEMALES, 18-24 YRS

Type	Numeric (Double)
SAC18032	Proportion females 18-24 Asian or Pacific Islander alone, state

 SAC18033 - PROP OTHER MALES, 18-24 YRS

Type	Numeric (Double)
SAC18033	Proportion males 18-24 some other race alone, state

 SAC18034 - PROP OTHER FEMALES, 18-24 YRS

Type	Numeric (Double)
SAC18034	Proportion females 18-24 some other race alone, state

SAC18035 - PROP 2-MORE RACES MALES, 18-24 YRS

Type	Numeric (Double)
SAC18035	Proportion males 18-24 two or more races, state

SAC18036 - PROP 2-MORE RACES FEMALES, 18-24 YRS

Type	Numeric (Double)
SAC18036	Proportion females 18-24 two or more races, state

SAC18037 - PROP HISPANIC MALES, 18-24 YRS

Type	Numeric (Double)
SAC18037	Proportion males 18-24 Hispanic or Latino , state

SAC18038 - PROP HISPANIC FEMALES, 18-24 YRS

Type	Numeric (Double)
SAC18038	Proportion females 18-24 Hispanic or Latino , state

SAC18039 - PROP NOT HISPANIC WHITE MALES 18-24

Type	Numeric (Double)
SAC18039	Proportion males 18-24 White alone Non-Hispanic or Latino, state

SAC18040 - PROP NOT HISPANIC WHITE FEMALES 18-24

Type	Numeric (Double)
SAC18040	Proportion females 18-24 White alone Non-Hispanic or Latino, state

SAC18041 - PROP HHS - MARR-CPL FAM W/CHLD

Type	Numeric (Double)
SAC18041	Proportion occupied housing units married-couple family with own children under 18, state

SAC18042 - PROP HH, FEM HOUSEHOLDER W/ CHILD

Type	Numeric (Double)
------	------------------

SAC18042	Proportion occupied housing units female householder with own children under 18, state
----------	--

SAC18043 - PROP HH, MALE HOUSEHOLDER W/ CHILD

Type	Numeric (Double)
SAC18043	Proportion occupied housing units male householder with own children under 18, state

SAC18044 - PROP HHS NON-FAMILY HHS

Type	Numeric (Double)
SAC18044	Proportion occupied housing units nonfamily, state

SAC18045 - PROP FAMILIES, W/ CHILD FEM HH NO HUSB

Type	Numeric (Double)
SAC18045	Proportion families with own children headed by female householder, state

SAC18046 - PROP FAMILIES, W/ CHILD MALE HH NO WIFE

Type	Numeric (Double)
SAC18046	Proportion families with own children headed by male householder, state

SAC18047 - PROP SEP OR DIV'D

Type	Numeric (Double)
SAC18047	Proportion of population 15 years and over divorced or separated, state

SAC18048 - PROP HHS LINGUISTICALLY ISOLATED

Type	Numeric (Double)
SAC18048	Proportion households linguistically isolated, state

SAC18049 - PROP FOREIGN BORN

Type	Numeric (Double)
SAC18049	Proportion foreign born, state

SAC18050 - PROP AGED 25+ W/O HS DIPLOMA

Type	Numeric (Double)
------	------------------

SAC18050	Proportion 25 years and over with less than high school diploma, state
----------	--

SAC18051 - PROP AGED 25+ W/ COLLEGE DEGREE +

Type	Numeric (Double)
SAC18051	Proportion 25 years and over with bachelor's degree or more, state

SAC18052 - UNEMPLOYMENT RATE-TOTAL

Type	Numeric (Double)
SAC18052	Unemployment rate all persons 16 years and over, state

SAC18053 - UNEMPLOYMENT RATE-MALES

Type	Numeric (Double)
SAC18053	Unemployment rate males 16 years and over, state

SAC18054 - UNEMPLOYMENT RATE-FEMALES

Type	Numeric (Double)
SAC18054	Unemployment rate females 16 years and over, state

SAC18055 - LABOR FORCE PART RATE MALES

Type	Numeric (Double)
SAC18055	Labor force participation rate males 16 years and over, state

SAC18056 - LABOR FORCE PART RATE FEMALES

Type	Numeric (Double)
SAC18056	Labor force participation rate females 16 years and over, state

SAC18057 - PROP 0-5 W/ PARENTS IN LABOR FORCE

Type	Numeric (Double)
SAC18057	Among children under 6 living with two parents, proportion with both parents in the labor force, state

SAC18058 - PROP 6-17 W/ PARENTS IN LABOR FORCE

Type	Numeric (Double)
------	------------------

SAC18058	Among children 6 to 17 living with two parents, proportion with both parents in the labor force, state
----------	--

SAC18059 - UNEMPLOYMENT RATE-WHITE MALES

Type	Numeric (Double)
SAC18059	Proportion white alone males 16 years and over unemployed, state

SAC18060 - UNEMPLOYMENT RATE-WHITE FEMALES

Type	Numeric (Double)
SAC18060	Proportion White alone females 16 years and over unemployed, state

SAC18061 - UNEMPLOYMENT RATE-BLACK MALES

Type	Numeric (Double)
SAC18061	Proportion Black or African American alone males 16 years and over unemployed, state

SAC18062 - UNEMPLOYMENT RATE-BLACK FEMALES

Type	Numeric (Double)
SAC18062	Proportion Black or African American alone females 16 years and over unemployed, state

SAC18063 - UNEMPLOYMENT RATE-AM INDIAN MALES

Type	Numeric (Double)
SAC18063	Proportion American Indian or Alaska native alone males 16 years and over unemployed, state

SAC18064 - UNEMPLOYMENT RATE-AM INDIAN FEMALES

Type	Numeric (Double)
SAC18064	Proportion American Indian or Alaska native alone females 16 years and over unemployed, state

SAC18065 - UNEMPLOYMENT RATE-ASIAN/PAC ISL MALES

Type	Numeric (Double)
SAC18065	Proportion Asian or Pacific Islander alone males 16 years and over unemployed, state

 SAC18066 - UNEMPLOYMENT RATE-ASIAN/PAC ISL FEMALES

Type	Numeric (Double)
SAC18066	Proportion Asian or Pacific Islander alone females 16 years and over unemployed, state

 SAC18067 - UNEMPLOYMENT RATE-OTHER MALES

Type	Numeric (Double)
SAC18067	Proportion some other race alone males 16 years and over unemployed, state

 SAC18068 - UNEMPLOYMENT RATE-OTHER FEMALES

Type	Numeric (Double)
SAC18068	Proportion some other race alone females 16 years and over unemployed, state

 SAC18069 - UNEMPLOYMENT RATE-2-MORE RACES MALES

Type	Numeric (Double)
SAC18069	Proportion two or more races males 16 years and over unemployed, state

 SAC18070 - UNEMPLOYMENT RATE-2-MORE RACES FEMALES

Type	Numeric (Double)
SAC18070	Proportion two or more races females 16 years and over unemployed, state

 SAC18071 - UNEMPLOYMENT RATE-HISPANIC MALES

Type	Numeric (Double)
SAC18071	Proportion Hispanic or Latino males 16 years and over unemployed, state

 SAC18072 - UNEMPLOYMENT RATE-HISPANIC FEMALES

Type	Numeric (Double)
SAC18072	Proportion Hispanic or Latino females 16 years and over unemployed, state

 SAC18073 - UNEMPLOYMENT RATE-WHITE MALES NOT HISP

Type	Numeric (Double)
SAC18073	Proportion White alone not Hispanic or Latino males 16 years and over unemployed, state



Type	Numeric (Double)
SAC18074	Proportion White alone not Hispanic or Latino females 16 years and over unemployed, state



Type	Numeric (Double)
SAC18075	Proportion of employed 16 years and over in agriculture, forestry, fishing, hunting, and mining, state



Type	Numeric (Double)
SAC18076	Proportion of employed 16 years and over in construction, state



Type	Numeric (Double)
SAC18077	Proportion of employed 16 years and over in manufacturing, state



Type	Numeric (Double)
SAC18078	Proportion of employed 16 years and over in wholesale trade, state



Type	Numeric (Double)
SAC18079	Proportion of employed 16 years and over in retail trade, state



Type	Numeric (Double)
SAC18080	Proportion of employed 16 years and over in transportation, warehousing, and utilities, state



Type	Numeric (Double)
SAC18081	Proportion of employed 16 years and over in information, state

 SAC18082 - PROP EMPL IN FINANCE/INSUR/REAL ESTATE

Type	Numeric (Double)
SAC18082	Proportion of employed 16 years and over in finance, insurance, and real estate, state

 SAC18083 - PROP PROF, SCI, MGMT, ADMIN, WASTE

Type	Numeric (Double)
SAC18083	Proportion of employed 16 years and over in professional, scientific, management, administrative, and waste management services, state

 SAC18084 - PROP EDUCATIONAL, HEALTH & SOCIAL SVCS

Type	Numeric (Double)
SAC18084	Proportion of employed 16 years and over in educational, health, and social services, state

 SAC18085 - PROP ARTS, ENTERTAINMENT, FOOD SVCS

Type	Numeric (Double)
SAC18085	Proportion of employed 16 years and over in arts, entertainment, recreation, and food services, state

 SAC18086 - PROP OTHER SERVICES

Type	Numeric (Double)
SAC18086	Proportion of employed 16 years and over in other services (does not include public administration), state

 SAC18087 - PROP EMPL IN PUBLIC ADMIN

Type	Numeric (Double)
SAC18087	Proportion of employed 16 years and over in public administration, state

 SAC18088 - PROP IN MANAGEMENT, PROF, & RELATED OCCS

Type	Numeric (Double)
SAC18088	Proportion of employed 16 years and over in management, professional, and related occupations, state

 SAC18089 - PROP EMPL IN SERVICE OCCS

Type	Numeric (Double)
SAC18089	Proportion of employed 16 years and over in service occupations, state

 SAC18090 - PROP SALES AND OFFICE

Type	Numeric (Double)
SAC18090	Proportion of employed 16 years and over in sales and office occupations, state

 SAC18091 - PROP EMPL IN FARM/FORSTRY/FISHING OCCS

Type	Numeric (Double)
SAC18091	Proportion of employed 16 years and over in farming, fishing, and forestry occupations, state

 SAC18092 - PROP CONSTRUCTION, EXTRACT, MAINT

Type	Numeric (Double)
SAC18092	Proportion of employed 16 years and over in construction, extraction, and maintenance occupations, state

 SAC18093 - PROP PRODUCTION, TRANSPORTATION

Type	Numeric (Double)
SAC18093	Proportion of employed 16 years and over in over in production, transportation, and material moving occupations, state

 SAC18094 - MEDIAN HOUSEHOLD INCOME

Type	Numeric (Double)
SAC18094	Median household income past 12 months, state
Notes	43600: 43600 and less

 SAC18095 - PROP HHS W/ PUBLIC ASSIST INCOME

Type	Numeric (Double)
SAC18095	Proportion households receiving public assistance income past 12 months, state



Type	Numeric (Double)
SAC18096	Median family income past 12 months, state
Notes	54900: 54900 and less. 99400: 99400 and greater.



Type	Numeric (Double)
SAC18097	Proportion families with incomes less than \$15K past 12 months, state



Type	Numeric (Double)
SAC18098	Proportion families with incomes less than \$25K past 12 months, state



Type	Numeric (Double)
SAC18099	Proportion families with incomes greater than \$50K past 12 months, state



Type	Numeric (Double)
SAC18100	Proportion families with incomes greater than \$75K past 12 months, state



Type	Numeric (Double)
SAC18101	Per capita income past 12 months, state
Notes	23450: 23450 and less. 43050: 43050 and greater.



Type	Numeric (Double)
SAC18102	Median earnings 16 years and over past 12 months, state
Notes	28100: 28100 and less. 42500: 42500 and greater.



Type	Numeric (Double)
------	------------------

SAC18103	Median earnings males 16 years and over past 12 months, state
Notes	32150: 32150 and less. 50800: 50800 and greater.

SAC18104 - MEDIAN EARNINGS FEMALES 16+

Type	Numeric (Double)
SAC18104	Median earnings females 16 years and over in past 12 months, state
Notes	21550: 21550 and less. 37350: 37350 and greater.

SAC18105 - PROP PERSONS < POV LEVEL

Type	Numeric (Double)
SAC18105	Proportion population below the poverty level in past 12 months, state

SAC18106 - PROP FAMILIES < POV LEVEL

Type	Numeric (Double)
SAC18106	Proportion families below the poverty level in past 12 months, state

SAC18107 - PROP HOUSEHOLDS < POV LEVEL

Type	Numeric (Double)
SAC18107	Proportion households below the poverty level in past 12 months, state

SAC18108 - PROP SAME SEX UNMARRIED PARTNERS

Type	Numeric (Double)
SAC18108	Proportion households headed by same sex unmarried partners , state

SAC18109 - PROP OPPOSITE SEX UNMARRIED PARTNERS

Type	Numeric (Double)
SAC18109	Proportion households headed by opposite sex unmarried partners, state

SAC18110 - PROP MALES AGED 18-19 NEV MARRIED

Type	Numeric (Double)
SAC18110	Proportion males ages 18 and 19 never married, state

SAC18111 - PROP MALES AGED 20-24 NEV MARRIED

Type	Numeric (Double)
------	------------------

SAC18111	Proportion males ages 20 to 24 never married, state
----------	---

SAC18112 - PROP FEMALES AGED 18-19 NEV MARRIED

Type	Numeric (Double)
SAC18112	Proportion females ages 18 and 19 never married, state

SAC18113 - PROP FEMALES AGED 20-24 NEV MARRIED

Type	Numeric (Double)
SAC18113	Proportion females ages 20 to 24 never married, state

SAC18114 - PROP HOUSING UNITS VACANT

Type	Numeric (Double)
SAC18114	Proportion housing units vacant, state

SAC18115 - PROP OCC H UNITS THAT ARE OWNER-OCC

Type	Numeric (Double)
SAC18115	Proportion occupied units owner occupied, state

SAC18116 - AVERAGE HOUSEHOLD SIZE OF UNITS

Type	Numeric (Double)
SAC18116	Average household size of occupied units, state

SAC18117 - MEDIAN YEAR HOUSING UNITS BUILT

Type	Numeric (Double)
SAC18117	Median year housing unit structures built, state
Notes	1956: 1956 and earlier. 1988: 1988 and later.

SAC18118 - MEDIAN YEAR MOVED INTO UNITS

Type	Numeric (Double)
SAC18118	Median year householders moved into units, state

SAC18119 - PROP OCC H UNITS W/O TELEPHONE

Type	Numeric (Double)
SAC18119	Proportion occupied units with no telephone service available, state

 SAC18120 - PROP UNITS WITH NO VEHICLES

Type	Numeric (Double)
SAC18120	Proportion occupied units with no vehicles available, state

 SAC18121 - PROP OCC H UNITS W/O COMPLETE PLUMBING

Type	Numeric (Double)
SAC18121	Proportion units lacking complete plumbing facilities , state

 SAC18122 - PROP H UNITS W/O COMPLETE KITCHEN FACIL

Type	Numeric (Double)
SAC18122	Proportion units lacking complete kitchen facilities, state

 SAC18123 - MEDIAN CONTRACT RENT RENTER-OCC H UNITS

Type	Numeric (Double)
SAC18123	Median contract rent for renteroccupied units paying cash rent, state
Notes	540: 540 and less

 SAC18124 - MEDIAN VALUE OF OWNER-OCC HOUSING UNITS

Type	Numeric (Double)
SAC18124	Median value for specified owner-occupied units, state

 SAC18125 - PROP 3+ ENROLLED IN PRE-ELEM AND ELEM

Type	Numeric (Double)
SAC18125	Proportion population enrolled in pre-elementary and elementary education, state

 SAC18126 - PROP 3+ ENROLLED IN MID OR HIGH SCHOOL

Type	Numeric (Double)
SAC18126	Proportion population enrolled in mid or high school education, state

 SAC18127 - PROP 3+ IN COLLEGE, GRAD, OR PROF ED

Type	Numeric (Double)
------	------------------

SAC18127	Proportion population enrolled in college, graduate or professional education, state
----------	--

SAC18128 - PROP WORKERS 16+ USE CAR, TRUCK, OR VAN

Type	Numeric (Double)
SAC18128	Proportion using car, truck, or van, state

SAC18129 - PROP WORKERS 16+ USE PUBLIC TRANSPORT

Type	Numeric (Double)
SAC18129	Proportion using public transportation (excluding taxicab), state

SAC18130 - PROP WORKERS 16+ USING BICYCLE

Type	Numeric (Double)
SAC18130	Proportion bicycle, state

SAC18131 - PROP WORKERS 16+ WALKING

Type	Numeric (Double)
SAC18131	Proportion walked, state

SAC18132 - PROP WORKERS 16+ USE TAXICAB, MOTORCYCLE

Type	Numeric (Double)
SAC18132	Proportion using taxicab, motorcycle, or other means, state

NCA10133 - MEAN COUNT OF DAYS WITH TEMP<=32F

Type	Numeric (Double)
NCA10133	Mean Number of Days with Temperatures <=32 Degrees F

NCA10134 - MEAN COUNT OF DAYS WITH TEMP>=90F

Type	Numeric (Double)
NCA10134	Mean Number of Days with Temperatures >=90 Degrees F

NCA10135 - MEAN DAILY MAXIMUM TEMPERATURE

Type	Numeric (Double)
NCA10135	Mean Daily Maximum Temperature

Notes	48.5: 48.5 and less. 89.5: 89.5 and greater.
-------	--

NCA10136 - MEAN DAILY MINIMUM TEMPERATURE

Type	Numeric (Double)
NCA10136	Mean Daily Minimum Temperature

NCA10137 - MEAN TOTAL PRECIPITATION

Type	Numeric (Double)
NCA10137	Mean Total Precipitation
Notes	3.16: 3.16 and less. 77.75: 77.75 and greater.

NCA10138 - MEAN TOTAL SNOWFALL

Type	Numeric (Double)
NCA10138	Mean Total Snowfall
Notes	212.5: 212.5 and greater

TER10156 - RUCA CODE, 1-LEVEL, 2010

Type	Text
Constraints	Maximum Length: 3
TER10156	Primary RUCA Code 2010

TER10157 - RUCA CODE, 2-LEVEL, 2010

Type	Text
Constraints	Maximum Length: 4
TER10157	Secondary RUCA Code 2010

CUC16161 - COVERAGE INDICATOR

Type	Numeric (Double)
CUC16161	Coverage indicator, 2016 (see source description)

CUC16162 - TOT CRIME ARRESTS PER 100,000

Type	Numeric (Double)
CUC16162	Adult total arrests per 100,000 population, 2016
Notes	1650: 1650 and greater.

 CUC16163 - VIOLENT CRIME ARRESTS PER 100,000

Type	Numeric (Double)
CUC16163	Adult violent arrests per 100,000 population, 2016
Notes	644: 644 and greater.

 CUC16164 - PROPERTY CRIME ARRESTS PER 100,000

Type	Numeric (Double)
CUC16164	Adult property arrests per 100,000 population, 2016
Notes	1332: 1332 and greater.