

 Wave V County Health and Mobility Data
Title

Wave V County Health and Mobility Data

Abstract

The Wave V County Health and Mobility database summarizes the socioeconomic, health, and mobility characteristics of the environments in which Add Health participants were living at the time of their Wave V interview. County-level data describe (1) levels of and trends in chronic disease (hypertension, type-2 diabetes) and health risk behaviors (obesity, smoking, alcohol use); and (2) economic opportunity and inequality.

Variables: 105

Observations: 12,300

Variables
 Wave V County Health and Mobility Data

- C5LE001 - LIFE EXPECTANCY, W5
- C5LE002 - MORTALITY RISK AGE 0-5, W5
- C5LE003 - MORTALITY RISK AGE 5-25, W5
- C5LE004 - MORTALITY RISK AGE 25-45, W5
- C5LE005 - MORTALITY RISK AGE 45-65, W5
- C5LE006 - MORTALITY RISK AGE 65-85, W5
- C5LE007 - LIFE EXPECTANCY % CHG, W5 1980-2014
- C5DI001T - DIAGNOSED DIABETES: TOTAL, W5
- C5DI001M - DIAGNOSED DIABETES: MALE, W5
- C5DI001F - DIAGNOSED DIABETES: FEMALE, W5
- C5DI002T - UNDIAGNOSED DIABETES: TOTAL, W5
- C5DI002M - UNDIAGNOSED DIABETES: MALE, W5
- C5DI002F - UNDIAGNOSED DIABETES: FEMALE, W5
- C5DI003T - TOTAL DIABETES: TOTAL, W5
- C5DI003M - TOTAL DIABETES: MALE, W5
- C5DI003F - TOTAL DIABETES: FEMALE, W5
- C5DI004T - DIABETES AWARENESS: TOTAL, W5
- C5DI004M - DIABETES AWARENESS: MALE, W5
- C5DI004F - DIABETES AWARENESS: FEMALE, W5
- C5DI005T - DIABETES CONTROL: TOTAL, W5
- C5DI005M - DIABETES CONTROL: MALE, W5
- C5DI005F - DIABETES CONTROL: FEMALE, W5
- C5DI006T - DIAGNOSED DIABETES % CHG: TOTAL, W5

- C5DI006M - DIAGNOSED DIABETES % CHG: MALE, W5
- C5DI006F - DIAGNOSED DIABETES % CHG: FEMALE, W5
- C5DI007T - UNDIAGNOSED DIABETES % CHG: TOTAL, W5
- C5DI007M - UNDIAGNOSED DIABETES % CHG: MALE, W5
- C5DI007F - UNDIAGNOSED DIABETES % CHG: FEMALE, W5
- C5DI008T - TOTAL DIABETES % CHG: TOTAL, W5
- C5DI008M - TOTAL DIABETES % CHG: MALE, W5
- C5DI008F - TOTAL DIABETES % CHG: FEMALE, W5
- C5DI009T - DIABETES AWARENESS % CHG: TOTAL, W5
- C5DI009M - DIABETES AWARENESS % CHG: MALE, W5
- C5DI009F - DIABETES AWARENESS % CHG: FEMALE, W5
- C5DI010T - DIABETES CONTROL % CHG: TOTAL, W5
- C5DI010M - DIABETES CONTROL % CHG: MALE, W5
- C5DI010F - DIABETES CONTROL % CHG: FEMALE, W5
- C5DR001T - ANY DRINKING: TOTAL, W5
- C5DR001M - ANY DRINKING: MALE, W5
- C5DR001F - ANY DRINKING: FEMALE, W5
- C5DR002T - HEAVY DRINKING: TOTAL, W5
- C5DR002M - HEAVY DRINKING: MALE, W5
- C5DR002F - HEAVY DRINKING: FEMALE, W5
- C5DR003T - BINGE DRINKING: TOTAL, W5
- C5DR003M - BINGE DRINKING: MALE, W5
- C5DR003F - BINGE DRINKING: FEMALE, W5
- C5DR004T - ANY DRINKING % CHG: TOTAL, W5
- C5DR004M - ANY DRINKING % CHG: MALE, W5
- C5DR004F - ANY DRINKING % CHG: FEMALE, W5
- C5DR005T - HEAVY DRINKING % CHG: TOTAL, W5
- C5DR005M - HEAVY DRINKING % CHG: MALE, W5
- C5DR005F - HEAVY DRINKING % CHG: FEMALE, W5
- C5DR006T - BINGE DRINKING % CHG: TOTAL, W5
- C5DR006M - BINGE DRINKING % CHG: MALE, W5
- C5DR006F - BINGE DRINKING % CHG: FEMALE, W5
- C5SM001T - CURRENTLY SMOKE: TOTAL, W5
- C5SM001M - CURRENTLY SMOKE: MALE, W5
- C5SM001F - CURRENTLY SMOKE: FEMALE, W5
- C5SM002T - CURRENTLY SMOKE DAILY: TOTAL, W5
- C5SM002M - CURRENTLY SMOKE DAILY: MALE, W5
- C5SM002F - CURRENTLY SMOKE DAILY: FEMALE, W5
- C5SM003T - MEAN RATE CHG SMOKE: TOTAL, W5
- C5SM003M - MEAN RATE CHG SMOKE: MALE, W5
- C5SM003F - MEAN RATE CHG SMOKE: FEMALE, W5
- C5SM004T - MEAN RATE CHG SMOKE DAILY: TOTAL, W5
- C5SM004M - MEAN RATE CHG SMOKE DAILY: MALE, W5
- C5SM004F - MEAN RATE CHG SMOKE DAILY: FEMALE, W5

- C5OP001M - OBESITY: MALE, W5
- C5OP001F - OBESITY: FEMALE, W5
- C5OP002M - PHYSICAL ACTIVITY: MALE, W5
- C5OP002F - PHYSICAL ACTIVITY: FEMALE, W5
- C5HR001 - CO HEALTH OUTCOME RANKING QUARTILE, W5
- C5HR002 - CO HEALTH FACTOR RANKING QUARTILE, W5
- C5EC001 - COUNTY RELATIVE MOBILITY, W5
- C5EC002 - COUNTY ABSOLUTE MOBILITY, W5
- C5EC003T - CE CHILD RESID - ADULT INC: TOTAL, W5
- C5EC003M - CE CHILD RESID - ADULT INC: MALE, W5
- C5EC003F - CE CHILD RESID - ADULT INC: FEMALE, W5
- C5EC004 - COUNTY GINI COEFFICIENT, W5
- S5HI0114 - MEDICAID HEA INSURANCE PROP: 2014, W5
- S5HI0115 - MEDICAID HEA INSURANCE PROP: 2015, W5
- S5HI0116 - MEDICAID HEA INSURANCE PROP: 2016, W5
- S5HI0117 - MEDICAID HEA INSURANCE PROP: 2017, W5
- S5HI0214 - MEDICARE HEA INSURANCE PROP: 2014, W5
- S5HI0215 - MEDICARE HEA INSURANCE PROP: 2015, W5
- S5HI0216 - MEDICARE HEA INSURANCE PROP: 2016, W5
- S5HI0217 - MEDICARE HEA INSURANCE PROP: 2017, W5
- S5HI0314 - EMPLOYER HEA INSURANCE PROP: 2014, W5
- S5HI0315 - EMPLOYER HEA INSURANCE PROP: 2015, W5
- S5HI0316 - EMPLOYER HEA INSURANCE PROP: 2016, W5
- S5HI0317 - EMPLOYER HEA INSURANCE PROP: 2017, W5
- S5HI0414 - NONGROUP HEA INSURANCE PROP: 2014, W5
- S5HI0415 - NONGROUP HEA INSURANCE PROP: 2015, W5
- S5HI0416 - NONGROUP HEA INSURANCE PROP: 2016, W5
- S5HI0417 - NONGROUP HEA INSURANCE PROP: 2017, W5
- S5HI0514 - OTH PUBLIC HEA INSURANCE PROP: 2014, W5
- S5HI0515 - OTH PUBLIC HEA INSURANCE PROP: 2015, W5
- S5HI0516 - OTH PUBLIC HEA INSURANCE PROP: 2016, W5
- S5HI0517 - OTH PUBLIC HEA INSURANCE PROP: 2017, W5
- S5HI0614 - UNINSURED PROP: 2014, W5
- S5HI0615 - UNINSURED PROP: 2015, W5
- S5HI0616 - UNINSURED PROP: 2016, W5
- S5HI0617 - UNINSURED PROP: 2017, W5
- S5CT001 - STATE CIGARETTE TAX PER PACK, W5 2008

| C5LE001 - LIFE EXPECTANCY, W5 | |
|-------------------------------|-------------------------|
| Type | Numeric (Double) |
| C5LE001 | Life expectancy |
| Notes | 83.8: 83.8 and greater. |

C5LE002 - MORTALITY RISK AGE 0-5, W5

| | |
|---------|------------------------|
| Type | Numeric (Double) |
| C5LE002 | Mortality risk age 0-5 |
| Notes | 1.33: 1.33 and greater |

C5LE003 - MORTALITY RISK AGE 5-25, W5

| | |
|---------|-------------------------|
| Type | Numeric (Double) |
| C5LE003 | Mortality risk age 5-25 |
| Notes | 0.34: 0.34 and less. |

C5LE004 - MORTALITY RISK AGE 25-45, W5

| | |
|---------|--------------------------|
| Type | Numeric (Double) |
| C5LE004 | Mortality risk age 25-45 |

C5LE005 - MORTALITY RISK AGE 45-65, W5

| | |
|---------|--------------------------|
| Type | Numeric (Double) |
| C5LE005 | Mortality risk age 45-65 |
| Notes | 5.94: 5.94 and less. |

C5LE006 - MORTALITY RISK AGE 65-85, W5

| | |
|---------|--|
| Type | Numeric (Double) |
| C5LE006 | Mortality risk age 65-85 |
| Notes | 30.62: 30.62 and less. 68.78: 68.78 and greater. |

C5LE007 - LIFE EXPECTANCY % CHG, W5 1980-2014

| | |
|---------|--|
| Type | Numeric (Double) |
| C5LE007 | Percent change in life expectancy, 1980-2014 |
| Notes | 15.23: 15.23 and greater. |

C5DI001T - DIAGNOSED DIABETES: TOTAL, W5

| | |
|----------|--------------------------------------|
| Type | Numeric (Double) |
| C5DI001T | Diagnosed diabetes prevalence: Total |

C5DI001M - DIAGNOSED DIABETES: MALE, W5

| | |
|----------|--|
| Type | Numeric (Double) |
| C5DI001M | Diagnosed diabetes prevalence: Male |
| Notes | 0.058: 0.058 and less. 0.167: 0.167 and greater. |

C5DI001F - DIAGNOSED DIABETES: FEMALE, W5

| | |
|----------|--|
| Type | Numeric (Double) |
| C5DI001F | Diagnosed diabetes prevalence: Female |
| Notes | 0.052: 0.052 and less. 0.181: 0.181 and greater. |

C5DI002T - UNDIAGNOSED DIABETES: TOTAL, W5

| | |
|----------|--|
| Type | Numeric (Double) |
| C5DI002T | Undiagnosed diabetes prevalence: Total |
| Notes | 0.032: 0.032 and less. 0.057: 0.057 and greater. |

C5DI002M - UNDIAGNOSED DIABETES: MALE, W5

| | |
|----------|--|
| Type | Numeric (Double) |
| C5DI002M | Undiagnosed diabetes prevalence: Male |
| Notes | 0.041: 0.041 and less. 0.072: 0.072 and greater. |

C5DI002F - UNDIAGNOSED DIABETES: FEMALE, W5

| | |
|----------|--|
| Type | Numeric (Double) |
| C5DI002F | Undiagnosed diabetes prevalence: Female |
| Notes | 0.022: 0.022 and less. 0.053: 0.053 and greater. |

C5DI003T - TOTAL DIABETES: TOTAL, W5

| | |
|----------|----------------------------------|
| Type | Numeric (Double) |
| C5DI003T | Total diabetes prevalence: Total |
| Notes | 0.09: 0.09 and less. |

C5DI003M - TOTAL DIABETES: MALE, W5

| | |
|----------|--|
| Type | Numeric (Double) |
| C5DI003M | Total diabetes prevalence: Male |
| Notes | 0.11: 0.11 and less. 0.241: 0.241 and greater. |

C5DI003F - TOTAL DIABETES: FEMALE, W5

| | |
|----------|--|
| Type | Numeric (Double) |
| C5DI003F | Total diabetes prevalence: Female |
| Notes | 0.08: 0.08 and less. 0.228: 0.228 and greater. |

C5DI004T - DIABETES AWARENESS: TOTAL, W5

| | |
|----------|--|
| Type | Numeric (Double) |
| C5DI004T | Diabetes awareness: Total |
| Notes | 0.6: 0.6 and less. 0.789: 0.789 and greater. |

 C5DI004M - DIABETES AWARENESS: MALE, W5

| | |
|----------|--|
| Type | Numeric (Double) |
| C5DI004M | Diabetes awareness: Male |
| Notes | 0.55: 0.55 and less. 0.743: 0.743 and greater. |

 C5DI004F - DIABETES AWARENESS: FEMALE, W5

| | |
|----------|--|
| Type | Numeric (Double) |
| C5DI004F | Diabetes awareness: Female |
| Notes | 0.62: 0.62 and less. 0.844: 0.844 and greater. |

 C5DI005T - DIABETES CONTROL: TOTAL, W5

| | |
|----------|-------------------------|
| Type | Numeric (Double) |
| C5DI005T | Diabetes control: Total |
| Notes | 0.31: 0.31 and greater. |

 C5DI005M - DIABETES CONTROL: MALE, W5

| | |
|----------|--|
| Type | Numeric (Double) |
| C5DI005M | Diabetes control: Male |
| Notes | 0.155: 0.155 and less. 0.291: 0.291 and greater. |

 C5DI005F - DIABETES CONTROL: FEMALE, W5

| | |
|----------|--|
| Type | Numeric (Double) |
| C5DI005F | Diabetes control: Female |
| Notes | 0.244: 0.244 and less. 0.361: 0.361 and greater. |

 C5DI006T - DIAGNOSED DIABETES % CHG: TOTAL, W5

| | |
|----------|---|
| Type | Numeric (Double) |
| C5DI006T | Percent change 1999-2012 diagnosed diabetes prevalence: Total |
| Notes | 29.84: 29.84 and less. 94.92: 94.92 and greater. |

 C5DI006M - DIAGNOSED DIABETES % CHG: MALE, W5

| | |
|----------|--|
| Type | Numeric (Double) |
| C5DI006M | Percent change 1999-2012 diagnosed diabetes prevalence: Male |
| Notes | 14.45: 14.45 and less. 91.14: 91.14 and greater. |

 C5DI006F - DIAGNOSED DIABETES % CHG: FEMALE, W5

| | |
|------|------------------|
| Type | Numeric (Double) |
|------|------------------|

| | |
|----------|--|
| C5DI006F | Percent change 1999-2012 diagnosed diabetes prevalence: Female |
| Notes | 28.67: 28.67 and less.108.66: 108.66 and greater. |

C5DI007T - UNDIAGNOSED DIABETES % CHG: TOTAL, W5

| | |
|----------|---|
| Type | Numeric (Double) |
| C5DI007T | Percent change 1999-2012 undiagnosed diabetes prevalence: Total |
| Notes | 0.91: 0.91 and less. |

C5DI007M - UNDIAGNOSED DIABETES % CHG: MALE, W5

| | |
|----------|--|
| Type | Numeric (Double) |
| C5DI007M | Percent change 1999-2012 undiagnosed diabetes prevalence: Male |
| Notes | -0.54: -0.54 and less. |

C5DI007F - UNDIAGNOSED DIABETES % CHG: FEMALE, W5

| | |
|----------|--|
| Type | Numeric (Double) |
| C5DI007F | Percent change 1999-2012 undiagnosed diabetes prevalence: Female |
| Notes | 42.95: 42.95 and greater. |

C5DI008T - TOTAL DIABETES % CHG: TOTAL, W5

| | |
|----------|---|
| Type | Numeric (Double) |
| C5DI008T | Percent change 1999-2012 total diabetes prevalence: Total |
| Notes | 20.42: 20.42 and less. 68.3: 68.3 and greater. |

C5DI008M - TOTAL DIABETES % CHG: MALE, W5

| | |
|----------|--|
| Type | Numeric (Double) |
| C5DI008M | Percent change 1999-2012 total diabetes prevalence: Male |
| Notes | 13.09: 13.09 and less. |

C5DI008F - TOTAL DIABETES % CHG: FEMALE, W5

| | |
|----------|--|
| Type | Numeric (Double) |
| C5DI008F | Percent change 1999-2012 total diabetes prevalence: Female |
| Notes | 21.92: 21.92 and less. 83.71: 83.71 and greater. |

C5DI009T - DIABETES AWARENESS % CHG: TOTAL, W5

| | |
|----------|--|
| Type | Numeric (Double) |
| C5DI009T | Percent change 1999-2012 diabetes awareness: Total |
| Notes | 6.66: 6.66 and less. 23.61: 23.61 and greater. |

 C5DI009M - DIABETES AWARENESS % CHG: MALE, W5

| | |
|----------|---|
| Type | Numeric (Double) |
| C5DI009M | Percent change 1999-2012 diabetes awareness: Male |
| Notes | 5.67: 5.67 and less. 25.8: 25.8 and greater. |

 C5DI009F - DIABETES AWARENESS % CHG: FEMALE, W5

| | |
|----------|---|
| Type | Numeric (Double) |
| C5DI009F | Percent change 1999-2012 diabetes awareness: Female |
| Notes | 4.09: 4.09 and less. 21.33: 21.33 and greater. |

 C5DI010T - DIABETES CONTROL % CHG: TOTAL, W5

| | |
|----------|--|
| Type | Numeric (Double) |
| C5DI010T | Percent change 1999-2012 diabetes control: Total |

 C5DI010M - DIABETES CONTROL % CHG: MALE, W5

| | |
|----------|---|
| Type | Numeric (Double) |
| C5DI010M | Percent change 1999-2012 diabetes control: Male |
| Notes | 26.83: 26.83 and greater. |

 C5DI010F - DIABETES CONTROL % CHG: FEMALE, W5

| | |
|----------|---|
| Type | Numeric (Double) |
| C5DI010F | Percent change 1999-2012 diabetes control: Female |

 C5DR001T - ANY DRINKING: TOTAL, W5

| | |
|----------|--|
| Type | Numeric (Double) |
| C5DR001T | Prevalence of any drinking: Total |
| Notes | 0.18: 0.18 and less. 0.78: 0.78 and greater. |

 C5DR001M - ANY DRINKING: MALE, W5

| | |
|----------|--|
| Type | Numeric (Double) |
| C5DR001M | Prevalence of any drinking: Male |
| Notes | 0.24: 0.24 and less. 0.824: 0.824 and greater. |

 C5DR001F - ANY DRINKING: FEMALE, W5

| | |
|----------|--|
| Type | Numeric (Double) |
| C5DR001F | Prevalence of any drinking: Female |
| Notes | 0.14: 0.14 and less. 0.739: 0.739 and greater. |

 C5DR002T - HEAVY DRINKING: TOTAL, W5

| | |
|----------|--|
| Type | Numeric (Double) |
| C5DR002T | Prevalence of heavy drinking: Total |
| Notes | 0.031: 0.031 and less. 0.149: 0.149 and greater. |

 C5DR002M - HEAVY DRINKING: MALE, W5

| | |
|----------|--|
| Type | Numeric (Double) |
| C5DR002M | Prevalence of heavy drinking: Male |
| Notes | 0.042: 0.042 and less. 0.19: 0.19 and greater. |

 C5DR002F - HEAVY DRINKING: FEMALE, W5

| | |
|----------|--|
| Type | Numeric (Double) |
| C5DR002F | Prevalence of heavy drinking: Female |
| Notes | 0.013: 0.013 and less. 0.15: 0.15 and greater. |

 C5DR003T - BINGE DRINKING: TOTAL, W5

| | |
|----------|-------------------------------------|
| Type | Numeric (Double) |
| C5DR003T | Prevalence of binge drinking: Total |
| Notes | 0.319: 0.319 and greater. |

 C5DR003M - BINGE DRINKING: MALE, W5

| | |
|----------|------------------------------------|
| Type | Numeric (Double) |
| C5DR003M | Prevalence of binge drinking: Male |
| Notes | 0.12: 0.12 and less. |

 C5DR003F - BINGE DRINKING: FEMALE, W5

| | |
|----------|--|
| Type | Numeric (Double) |
| C5DR003F | Prevalence of binge drinking: Female |
| Notes | 0.042: 0.042 and less. 0.248: 0.248 and greater. |

 C5DR004T - ANY DRINKING % CHG: TOTAL, W5

| | |
|----------|--|
| Type | Numeric (Double) |
| C5DR004T | Percent change 2002-2012 prevalence of any drinking: Total |
| Notes | -15.4: -15.4 and less. |

 C5DR004M - ANY DRINKING % CHG: MALE, W5

| | |
|------|------------------|
| Type | Numeric (Double) |
|------|------------------|

| | |
|----------|---|
| C5DR004M | Percent change 2002-2012 prevalence of any drinking: Male |
| Notes | -14.3: -14.3 and less. |

C5DR004F - ANY DRINKING % CHG: FEMALE, W5

| | |
|----------|---|
| Type | Numeric (Double) |
| C5DR004F | Percent change 2002-2012 prevalence of any drinking: Female |
| Notes | -14.2: -14.2 and less. 114: 114 and greater. |

C5DR005T - HEAVY DRINKING % CHG: TOTAL, W5

| | |
|----------|--|
| Type | Numeric (Double) |
| C5DR005T | Percent change 2002-2012 prevalence of heavy drinking: Total |
| Notes | -6.6: -6.6 and less. 84.7: 84.7 and greater. |

C5DR005M - HEAVY DRINKING % CHG: MALE, W5

| | |
|----------|---|
| Type | Numeric (Double) |
| C5DR005M | Percent change 2002-2012 prevalence of heavy drinking: Male |

C5DR005F - HEAVY DRINKING % CHG: FEMALE, W5

| | |
|----------|---|
| Type | Numeric (Double) |
| C5DR005F | Percent change 2002-2012 prevalence of heavy drinking: Female |

C5DR006T - BINGE DRINKING % CHG: TOTAL, W5

| | |
|----------|--|
| Type | Numeric (Double) |
| C5DR006T | Percent change 2002-2012 prevalence of binge drinking: Total |

C5DR006M - BINGE DRINKING % CHG: MALE, W5

| | |
|----------|---|
| Type | Numeric (Double) |
| C5DR006M | Percent change 2002-2012 prevalence of binge drinking: Male |
| Notes | -23.8: -23.8 and less. |

C5DR006F - BINGE DRINKING % CHG: FEMALE, W5

| | |
|----------|---|
| Type | Numeric (Double) |
| C5DR006F | Percent change 2002-2012 prevalence of binge drinking: Female |
| Notes | -38.3: -38.3 and less. 156.9: 156.9 and greater. |

C5SM001T - CURRENTLY SMOKE: TOTAL, W5

| | |
|----------|---|
| Type | Numeric (Double) |
| C5SM001T | Prevalence of people who currently smoke: Total |

| | |
|-------|--|
| Notes | 0.1: 0.1 and less. 0.367: 0.367 and greater. |
|-------|--|

C5SM001M - CURRENTLY SMOKE: MALE, W5

| | |
|----------|--|
| Type | Numeric (Double) |
| C5SM001M | Prevalence of people who currently smoke: Male |
| Notes | 0.12: 0.12 and less. |

C5SM001F - CURRENTLY SMOKE: FEMALE, W5

| | |
|----------|--|
| Type | Numeric (Double) |
| C5SM001F | Prevalence of people who currently smoke: Female |
| Notes | 0.36: 0.36 and greater. |

C5SM002T - CURRENTLY SMOKE DAILY: TOTAL, W5

| | |
|----------|---|
| Type | Numeric (Double) |
| C5SM002T | Prevalence of people who currently smoke daily: Total |
| Notes | 0.07: 0.07 and less. 0.289: 0.289 and greater. |

C5SM002M - CURRENTLY SMOKE DAILY: MALE, W5

| | |
|----------|--|
| Type | Numeric (Double) |
| C5SM002M | Prevalence of people who currently smoke daily: Male |
| Notes | 0.08: 0.08 and less. 0.303: 0.303 and greater. |

C5SM002F - CURRENTLY SMOKE DAILY: FEMALE, W5

| | |
|----------|--|
| Type | Numeric (Double) |
| C5SM002F | Prevalence of people who currently smoke daily: Female |

C5SM003T - MEAN RATE CHG SMOKE: TOTAL, W5

| | |
|----------|--|
| Type | Numeric (Double) |
| C5SM003T | Mean annualized rate of change:1996-2012 - people who currently smoke: Total |
| Notes | -3.25: -3.25 and less. 0.8: 0.8 and greater. |

C5SM003M - MEAN RATE CHG SMOKE: MALE, W5

| | |
|----------|---|
| Type | Numeric (Double) |
| C5SM003M | Mean annualized rate of change:1996-2012 - people who currently smoke: Male |
| Notes | -3.24: -3.24 and less. |

 C5SM003F - MEAN RATE CHG SMOKE: FEMALE, W5

| | |
|----------|---|
| Type | Numeric (Double) |
| C5SM003F | Mean annualized rate of change:1996-2012 - people who currently smoke: Female |

 C5SM004T - MEAN RATE CHG SMOKE DAILY: TOTAL, W5


| | |
|----------|--|
| Type | Numeric (Double) |
| C5SM004T | Mean annualized rate of change:1996-2012 - people who smoke daily: Total |
| Notes | -4.3: -4.3 and less. 0.029: 0.029 and greater. |

 C5SM004M - MEAN RATE CHG SMOKE DAILY: MALE, W5

| | |
|----------|---|
| Type | Numeric (Double) |
| C5SM004M | Mean annualized rate of change:1996-2012 - people who smoke daily: Male |
| Notes | -4.69: -4.69 and less. 0.07: 0.07 and greater. |

 C5SM004F - MEAN RATE CHG SMOKE DAILY: FEMALE, W5

| | |
|----------|---|
| Type | Numeric (Double) |
| C5SM004F | Mean annualized rate of change:1996-2012 - people who smoke daily: Female |
| Notes | -4.45: -4.45 and less. 0.92: 0.92 and greater. |

 C5OP001M - OBESITY: MALE, W5

| | |
|----------|--|
| Type | Numeric (Double) |
| C5OP001M | Prevalence of obesity: Male |
| Notes | 0.22: 0.22 and less. 0.454: 0.454 and greater. |

 C5OP001F - OBESITY: FEMALE, W5

| | |
|----------|-------------------------------|
| Type | Numeric (Double) |
| C5OP001F | Prevalence of obesity: Female |
| Notes | 0.21: 0.21 and less. |

 C5OP002M - PHYSICAL ACTIVITY: MALE, W5

| | |
|----------|--|
| Type | Numeric (Double) |
| C5OP002M | Prevalence of physical activity: Male |
| Notes | 0.586: 0.586 and less. 0.871: 0.871 and greater. |

 C5OP002F - PHYSICAL ACTIVITY: FEMALE, W5

| | |
|------|------------------|
| Type | Numeric (Double) |
|------|------------------|

| | |
|----------|--|
| C5OP002F | Prevalence of physical activity: Female |
| Notes | 0.549: 0.549 and less. 0.863: 0.863 and greater. |

C5HR001 - CO HEALTH OUTCOME RANKING QUARTILE, W5

| | |
|---------|--|
| Type | Numeric (Double) |
| C5HR001 | County health outcome ranking quartile |

C5HR002 - CO HEALTH FACTOR RANKING QUARTILE, W5

| | |
|---------|---------------------------------------|
| Type | Numeric (Double) |
| C5HR002 | County health factor ranking quartile |

C5EC001 - COUNTY RELATIVE MOBILITY, W5

| | |
|---------|--|
| Type | Numeric (Double) |
| C5EC001 | County relative mobility |
| Notes | 0.11: 0.11 and less. 0.514: 0.514 and greater. |

C5EC002 - COUNTY ABSOLUTE MOBILITY, W5

| | |
|---------|--|
| Type | Numeric (Double) |
| C5EC002 | County absolute mobility |
| Notes | 32.2: 32.2 and less. 56.2: 56.2 and greater. |

C5EC003T - CE CHILD RESID - ADULT INC: TOTAL, W5

| | |
|----------|--|
| Type | Numeric (Double) |
| C5EC003T | Effect of county of childhood residence on adult household income at p25: Total |
| Notes | 1.43: 1.43 and greater. |

C5EC003M - CE CHILD RESID - ADULT INC: MALE, W5

| | |
|----------|---|
| Type | Numeric (Double) |
| C5EC003M | Effect of county of childhood residence on adult household income at p25: Male |
| Notes | 1.23: 1.23 and greater. |

C5EC003F - CE CHILD RESID - ADULT INC: FEMALE, W5

| | |
|----------|---|
| Type | Numeric (Double) |
| C5EC003F | Effect of county of childhood residence on adult household income at p25: Female |
| Notes | 1.25: 1.25 and greater. |

 C5EC004 - COUNTY GINI COEFFICIENT, W5

| | |
|---------|--|
| Type | Numeric (Double) |
| C5EC004 | County Gini coefficient |
| Notes | 0.221: 0.221 and less. 0.819: 0.819 and greater. |

 S5HI0114 - MEDICAID HEA INSURANCE PROP: 2014, W5

| | |
|----------|---|
| Type | Numeric (Double) |
| S5HI0114 | Proportion covered by Medicaid health insurance: 2014 |

 S5HI0115 - MEDICAID HEA INSURANCE PROP: 2015, W5

| | |
|----------|---|
| Type | Numeric (Double) |
| S5HI0115 | Proportion covered by Medicaid health insurance: 2015 |

 S5HI0116 - MEDICAID HEA INSURANCE PROP: 2016, W5

| | |
|----------|---|
| Type | Numeric (Double) |
| S5HI0116 | Proportion covered by Medicaid health insurance: 2016 |

 S5HI0117 - MEDICAID HEA INSURANCE PROP: 2017, W5

| | |
|----------|---|
| Type | Numeric (Double) |
| S5HI0117 | Proportion covered by Medicaid health insurance: 2017 |

 S5HI0214 - MEDICARE HEA INSURANCE PROP: 2014, W5

| | |
|----------|---|
| Type | Numeric (Double) |
| S5HI0214 | Proportion covered by Medicare health insurance: 2014 |

 S5HI0215 - MEDICARE HEA INSURANCE PROP: 2015, W5

| | |
|----------|---|
| Type | Numeric (Double) |
| S5HI0215 | Proportion covered by Medicare health insurance: 2015 |

 S5HI0216 - MEDICARE HEA INSURANCE PROP: 2016, W5

| | |
|----------|---|
| Type | Numeric (Double) |
| S5HI0216 | Proportion covered by Medicare health insurance: 2016 |

 S5HI0217 - MEDICARE HEA INSURANCE PROP: 2017, W5

| | |
|----------|---|
| Type | Numeric (Double) |
| S5HI0217 | Proportion covered by Medicare health insurance: 2017 |

 S5HI0314 - EMPLOYER HEA INSURANCE PROP: 2014, W5

| | |
|----------|---|
| Type | Numeric (Double) |
| S5HI0314 | Proportion covered by Employer health insurance: 2014 |

 S5HI0315 - EMPLOYER HEA INSURANCE PROP: 2015, W5

| | |
|----------|---|
| Type | Numeric (Double) |
| S5HI0315 | Proportion covered by Employer health insurance: 2015 |

 S5HI0316 - EMPLOYER HEA INSURANCE PROP: 2016, W5

| | |
|----------|---|
| Type | Numeric (Double) |
| S5HI0316 | Proportion covered by Employer health insurance: 2016 |

 S5HI0317 - EMPLOYER HEA INSURANCE PROP: 2017, W5

| | |
|----------|---|
| Type | Numeric (Double) |
| S5HI0317 | Proportion covered by Employer health insurance: 2017 |

 S5HI0414 - NONGROUP HEA INSURANCE PROP: 2014, W5

| | |
|----------|--|
| Type | Numeric (Double) |
| S5HI0414 | Proportion covered by non-group health insurance: 2014 |

 S5HI0415 - NONGROUP HEA INSURANCE PROP: 2015, W5

| | |
|----------|--|
| Type | Numeric (Double) |
| S5HI0415 | Proportion covered by non-group health insurance: 2015 |

 S5HI0416 - NONGROUP HEA INSURANCE PROP: 2016, W5

| | |
|----------|--|
| Type | Numeric (Double) |
| S5HI0416 | Proportion covered by non-group health insurance: 2016 |

 S5HI0417 - NONGROUP HEA INSURANCE PROP: 2017, W5

| | |
|----------|--|
| Type | Numeric (Double) |
| S5HI0417 | Proportion covered by non-group health insurance: 2017 |
| Notes | 0.04:0.04 and less. |

 S5HI0514 - OTH PUBLIC HEA INSURANCE PROP: 2014, W5

| | |
|----------|---|
| Type | Numeric (Double) |
| S5HI0514 | Proportion covered by other public health insurance: 2014 |

 S5HI0515 - OTH PUBLIC HEA INSURANCE PROP: 2015, W5

| | |
|----------|---|
| Type | Numeric (Double) |
| S5HI0515 | Proportion covered by other public health insurance: 2015 |

 S5HI0516 - OTH PUBLIC HEA INSURANCE PROP: 2016, W5

| | |
|----------|---|
| Type | Numeric (Double) |
| S5HI0516 | Proportion covered by other public health insurance: 2016 |

 S5HI0517 - OTH PUBLIC HEA INSURANCE PROP: 2017, W5

| | |
|----------|---|
| Type | Numeric (Double) |
| S5HI0517 | Proportion covered by other public health insurance: 2017 |
| Notes | 0.05: 0.05 and greater. |

 S5HI0614 - UNINSURED PROP: 2014, W5

| | |
|----------|----------------------------|
| Type | Numeric (Double) |
| S5HI0614 | Proportion uninsured: 2014 |

 S5HI0615 - UNINSURED PROP: 2015, W5

| | |
|----------|----------------------------|
| Type | Numeric (Double) |
| S5HI0615 | Proportion uninsured: 2015 |

 S5HI0616 - UNINSURED PROP: 2016, W5

| | |
|----------|----------------------------|
| Type | Numeric (Double) |
| S5HI0616 | Proportion uninsured: 2016 |

 S5HI0617 - UNINSURED PROP: 2017, W5

| | |
|----------|----------------------------|
| Type | Numeric (Double) |
| S5HI0617 | Proportion uninsured: 2017 |

 S5CT001 - STATE CIGARETTE TAX PER PACK, W5 2008

| | |
|---------|------------------------|
| Type | Numeric (Double) |
| S5CT001 | Cigarette tax per pack |

Logical Products

Wave V County Health and Mobility Data

Data Layouts

Wave V County Health and Mobility Data

Wave V County Health and Mobility Data

C5LE001 - LIFE EXPECTANCY, W5

| | |
|---------|-------------------------|
| Type | Numeric (Double) |
| C5LE001 | Life expectancy |
| Notes | 83.8: 83.8 and greater. |

C5LE002 - MORTALITY RISK AGE 0-5, W5

| | |
|---------|------------------------|
| Type | Numeric (Double) |
| C5LE002 | Mortality risk age 0-5 |
| Notes | 1.33: 1.33 and greater |

C5LE003 - MORTALITY RISK AGE 5-25, W5

| | |
|---------|-------------------------|
| Type | Numeric (Double) |
| C5LE003 | Mortality risk age 5-25 |
| Notes | 0.34: 0.34 and less. |

C5LE004 - MORTALITY RISK AGE 25-45, W5

| | |
|---------|--------------------------|
| Type | Numeric (Double) |
| C5LE004 | Mortality risk age 25-45 |

C5LE005 - MORTALITY RISK AGE 45-65, W5

| | |
|---------|--------------------------|
| Type | Numeric (Double) |
| C5LE005 | Mortality risk age 45-65 |
| Notes | 5.94: 5.94 and less. |

C5LE006 - MORTALITY RISK AGE 65-85, W5

| | |
|---------|--|
| Type | Numeric (Double) |
| C5LE006 | Mortality risk age 65-85 |
| Notes | 30.62: 30.62 and less. 68.78: 68.78 and greater. |

C5LE007 - LIFE EXPECTANCY % CHG, W5 1980-2014

| | |
|---------|--|
| Type | Numeric (Double) |
| C5LE007 | Percent change in life expectancy, 1980-2014 |
| Notes | 15.23: 15.23 and greater. |

 C5DI001T - DIAGNOSED DIABETES: TOTAL, W5

| | |
|----------|--------------------------------------|
| Type | Numeric (Double) |
| C5DI001T | Diagnosed diabetes prevalence: Total |

 C5DI001M - DIAGNOSED DIABETES: MALE, W5

| | |
|----------|--|
| Type | Numeric (Double) |
| C5DI001M | Diagnosed diabetes prevalence: Male |
| Notes | 0.058: 0.058 and less. 0.167: 0.167 and greater. |

 C5DI001F - DIAGNOSED DIABETES: FEMALE, W5

| | |
|----------|--|
| Type | Numeric (Double) |
| C5DI001F | Diagnosed diabetes prevalence: Female |
| Notes | 0.052: 0.052 and less. 0.181: 0.181 and greater. |

 C5DI002T - UNDIAGNOSED DIABETES: TOTAL, W5

| | |
|----------|--|
| Type | Numeric (Double) |
| C5DI002T | Undiagnosed diabetes prevalence: Total |
| Notes | 0.032: 0.032 and less. 0.057: 0.057 and greater. |

 C5DI002M - UNDIAGNOSED DIABETES: MALE, W5

| | |
|----------|--|
| Type | Numeric (Double) |
| C5DI002M | Undiagnosed diabetes prevalence: Male |
| Notes | 0.041: 0.041 and less. 0.072: 0.072 and greater. |

 C5DI002F - UNDIAGNOSED DIABETES: FEMALE, W5

| | |
|----------|--|
| Type | Numeric (Double) |
| C5DI002F | Undiagnosed diabetes prevalence: Female |
| Notes | 0.022: 0.022 and less. 0.053: 0.053 and greater. |

 C5DI003T - TOTAL DIABETES: TOTAL, W5

| | |
|----------|----------------------------------|
| Type | Numeric (Double) |
| C5DI003T | Total diabetes prevalence: Total |
| Notes | 0.09: 0.09 and less. |

 C5DI003M - TOTAL DIABETES: MALE, W5

| | |
|----------|--|
| Type | Numeric (Double) |
| C5DI003M | Total diabetes prevalence: Male |
| Notes | 0.11: 0.11 and less. 0.241: 0.241 and greater. |

 C5DI003F - TOTAL DIABETES: FEMALE, W5

| | |
|----------|--|
| Type | Numeric (Double) |
| C5DI003F | Total diabetes prevalence: Female |
| Notes | 0.08: 0.08 and less. 0.228: 0.228 and greater. |

 C5DI004T - DIABETES AWARENESS: TOTAL, W5

| | |
|----------|--|
| Type | Numeric (Double) |
| C5DI004T | Diabetes awareness: Total |
| Notes | 0.6: 0.6 and less. 0.789: 0.789 and greater. |

 C5DI004M - DIABETES AWARENESS: MALE, W5

| | |
|----------|--|
| Type | Numeric (Double) |
| C5DI004M | Diabetes awareness: Male |
| Notes | 0.55: 0.55 and less. 0.743: 0.743 and greater. |

 C5DI004F - DIABETES AWARENESS: FEMALE, W5

| | |
|----------|--|
| Type | Numeric (Double) |
| C5DI004F | Diabetes awareness: Female |
| Notes | 0.62: 0.62 and less. 0.844: 0.844 and greater. |

 C5DI005T - DIABETES CONTROL: TOTAL, W5

| | |
|----------|-------------------------|
| Type | Numeric (Double) |
| C5DI005T | Diabetes control: Total |
| Notes | 0.31: 0.31 and greater. |

 C5DI005M - DIABETES CONTROL: MALE, W5

| | |
|----------|--|
| Type | Numeric (Double) |
| C5DI005M | Diabetes control: Male |
| Notes | 0.155: 0.155 and less. 0.291: 0.291 and greater. |

 C5DI005F - DIABETES CONTROL: FEMALE, W5

| | |
|----------|--|
| Type | Numeric (Double) |
| C5DI005F | Diabetes control: Female |
| Notes | 0.244: 0.244 and less. 0.361: 0.361 and greater. |

 C5DI006T - DIAGNOSED DIABETES % CHG: TOTAL, W5

| | |
|----------|---|
| Type | Numeric (Double) |
| C5DI006T | Percent change 1999-2012 diagnosed diabetes prevalence: Total |
| Notes | 29.84: 29.84 and less. 94.92: 94.92 and greater. |

 C5DI006M - DIAGNOSED DIABETES % CHG: MALE, W5

| | |
|----------|--|
| Type | Numeric (Double) |
| C5DI006M | Percent change 1999-2012 diagnosed diabetes prevalence: Male |
| Notes | 14.45: 14.45 and less. 91.14: 91.14 and greater. |

 C5DI006F - DIAGNOSED DIABETES % CHG: FEMALE, W5

| | |
|----------|--|
| Type | Numeric (Double) |
| C5DI006F | Percent change 1999-2012 diagnosed diabetes prevalence: Female |
| Notes | 28.67: 28.67 and less. 108.66: 108.66 and greater. |

 C5DI007T - UNDIAGNOSED DIABETES % CHG: TOTAL, W5

| | |
|----------|---|
| Type | Numeric (Double) |
| C5DI007T | Percent change 1999-2012 undiagnosed diabetes prevalence: Total |
| Notes | 0.91: 0.91 and less. |

 C5DI007M - UNDIAGNOSED DIABETES % CHG: MALE, W5

| | |
|----------|--|
| Type | Numeric (Double) |
| C5DI007M | Percent change 1999-2012 undiagnosed diabetes prevalence: Male |
| Notes | -0.54: -0.54 and less. |

 C5DI007F - UNDIAGNOSED DIABETES % CHG: FEMALE, W5

| | |
|----------|--|
| Type | Numeric (Double) |
| C5DI007F | Percent change 1999-2012 undiagnosed diabetes prevalence: Female |
| Notes | 42.95: 42.95 and greater. |

 C5DI008T - TOTAL DIABETES % CHG: TOTAL, W5

| | |
|----------|---|
| Type | Numeric (Double) |
| C5DI008T | Percent change 1999-2012 total diabetes prevalence: Total |
| Notes | 20.42: 20.42 and less. 68.3: 68.3 and greater. |

 C5DI008M - TOTAL DIABETES % CHG: MALE, W5

| | |
|----------|--|
| Type | Numeric (Double) |
| C5DI008M | Percent change 1999-2012 total diabetes prevalence: Male |

| | |
|-------|------------------------|
| Notes | 13.09: 13.09 and less. |
|-------|------------------------|

 C5DI008F - TOTAL DIABETES % CHG: FEMALE, W5

| | |
|----------|--|
| Type | Numeric (Double) |
| C5DI008F | Percent change 1999-2012 total diabetes prevalence: Female |
| Notes | 21.92: 21.92 and less. 83.71: 83.71 and greater. |

 C5DI009T - DIABETES AWARENESS % CHG: TOTAL, W5

| | |
|----------|--|
| Type | Numeric (Double) |
| C5DI009T | Percent change 1999-2012 diabetes awareness: Total |
| Notes | 6.66: 6.66 and less. 23.61: 23.61 and greater. |

 C5DI009M - DIABETES AWARENESS % CHG: MALE, W5

| | |
|----------|---|
| Type | Numeric (Double) |
| C5DI009M | Percent change 1999-2012 diabetes awareness: Male |
| Notes | 5.67: 5.67 and less. 25.8: 25.8 and greater. |

 C5DI009F - DIABETES AWARENESS % CHG: FEMALE, W5

| | |
|----------|---|
| Type | Numeric (Double) |
| C5DI009F | Percent change 1999-2012 diabetes awareness: Female |
| Notes | 4.09: 4.09 and less. 21.33: 21.33 and greater. |

 C5DI010T - DIABETES CONTROL % CHG: TOTAL, W5

| | |
|----------|--|
| Type | Numeric (Double) |
| C5DI010T | Percent change 1999-2012 diabetes control: Total |

 C5DI010M - DIABETES CONTROL % CHG: MALE, W5

| | |
|----------|---|
| Type | Numeric (Double) |
| C5DI010M | Percent change 1999-2012 diabetes control: Male |
| Notes | 26.83: 26.83 and greater. |

 C5DI010F - DIABETES CONTROL % CHG: FEMALE, W5

| | |
|----------|---|
| Type | Numeric (Double) |
| C5DI010F | Percent change 1999-2012 diabetes control: Female |

 C5DR001T - ANY DRINKING: TOTAL, W5

| | |
|----------|--|
| Type | Numeric (Double) |
| C5DR001T | Prevalence of any drinking: Total |
| Notes | 0.18: 0.18 and less. 0.78: 0.78 and greater. |

 C5DR001M - ANY DRINKING: MALE, W5

| | |
|----------|--|
| Type | Numeric (Double) |
| C5DR001M | Prevalence of any drinking: Male |
| Notes | 0.24: 0.24 and less. 0.824: 0.824 and greater. |

 C5DR001F - ANY DRINKING: FEMALE, W5

| | |
|----------|--|
| Type | Numeric (Double) |
| C5DR001F | Prevalence of any drinking: Female |
| Notes | 0.14: 0.14 and less. 0.739: 0.739 and greater. |

 C5DR002T - HEAVY DRINKING: TOTAL, W5

| | |
|----------|--|
| Type | Numeric (Double) |
| C5DR002T | Prevalence of heavy drinking: Total |
| Notes | 0.031: 0.031 and less. 0.149: 0.149 and greater. |

 C5DR002M - HEAVY DRINKING: MALE, W5

| | |
|----------|--|
| Type | Numeric (Double) |
| C5DR002M | Prevalence of heavy drinking: Male |
| Notes | 0.042: 0.042 and less. 0.19: 0.19 and greater. |

 C5DR002F - HEAVY DRINKING: FEMALE, W5

| | |
|----------|--|
| Type | Numeric (Double) |
| C5DR002F | Prevalence of heavy drinking: Female |
| Notes | 0.013: 0.013 and less. 0.15: 0.15 and greater. |

 C5DR003T - BINGE DRINKING: TOTAL, W5

| | |
|----------|-------------------------------------|
| Type | Numeric (Double) |
| C5DR003T | Prevalence of binge drinking: Total |
| Notes | 0.319: 0.319 and greater. |

 C5DR003M - BINGE DRINKING: MALE, W5

| | |
|----------|------------------------------------|
| Type | Numeric (Double) |
| C5DR003M | Prevalence of binge drinking: Male |
| Notes | 0.12: 0.12 and less. |

 C5DR003F - BINGE DRINKING: FEMALE, W5

| | |
|----------|--------------------------------------|
| Type | Numeric (Double) |
| C5DR003F | Prevalence of binge drinking: Female |

| | |
|-------|--|
| Notes | 0.042: 0.042 and less. 0.248: 0.248 and greater. |
|-------|--|

 C5DR004T - ANY DRINKING % CHG: TOTAL, W5

| | |
|----------|--|
| Type | Numeric (Double) |
| C5DR004T | Percent change 2002-2012 prevalence of any drinking: Total |
| Notes | -15.4: -15.4 and less. |

 C5DR004M - ANY DRINKING % CHG: MALE, W5

| | |
|----------|---|
| Type | Numeric (Double) |
| C5DR004M | Percent change 2002-2012 prevalence of any drinking: Male |
| Notes | -14.3: -14.3 and less. |

 C5DR004F - ANY DRINKING % CHG: FEMALE, W5

| | |
|----------|---|
| Type | Numeric (Double) |
| C5DR004F | Percent change 2002-2012 prevalence of any drinking: Female |
| Notes | -14.2: -14.2 and less. 114: 114 and greater. |

 C5DR005T - HEAVY DRINKING % CHG: TOTAL, W5

| | |
|----------|--|
| Type | Numeric (Double) |
| C5DR005T | Percent change 2002-2012 prevalence of heavy drinking: Total |
| Notes | -6.6: -6.6 and less. 84.7: 84.7 and greater. |

 C5DR005M - HEAVY DRINKING % CHG: MALE, W5

| | |
|----------|---|
| Type | Numeric (Double) |
| C5DR005M | Percent change 2002-2012 prevalence of heavy drinking: Male |

 C5DR005F - HEAVY DRINKING % CHG: FEMALE, W5

| | |
|----------|---|
| Type | Numeric (Double) |
| C5DR005F | Percent change 2002-2012 prevalence of heavy drinking: Female |

 C5DR006T - BINGE DRINKING % CHG: TOTAL, W5

| | |
|----------|--|
| Type | Numeric (Double) |
| C5DR006T | Percent change 2002-2012 prevalence of binge drinking: Total |

 C5DR006M - BINGE DRINKING % CHG: MALE, W5

| | |
|----------|---|
| Type | Numeric (Double) |
| C5DR006M | Percent change 2002-2012 prevalence of binge drinking: Male |
| Notes | -23.8:-23.8 and less. |

 C5DR006F - BINGE DRINKING % CHG: FEMALE, W5

| | |
|----------|---|
| Type | Numeric (Double) |
| C5DR006F | Percent change 2002-2012 prevalence of binge drinking: Female |
| Notes | -38.3: -38.3 and less. 156.9: 156.9 and greater. |

 C5SM001T - CURRENTLY SMOKE: TOTAL, W5

| | |
|----------|---|
| Type | Numeric (Double) |
| C5SM001T | Prevalence of people who currently smoke: Total |
| Notes | 0.1: 0.1 and less. 0.367: 0.367 and greater. |

 C5SM001M - CURRENTLY SMOKE: MALE, W5

| | |
|----------|--|
| Type | Numeric (Double) |
| C5SM001M | Prevalence of people who currently smoke: Male |
| Notes | 0.12: 0.12 and less. |

 C5SM001F - CURRENTLY SMOKE: FEMALE, W5

| | |
|----------|--|
| Type | Numeric (Double) |
| C5SM001F | Prevalence of people who currently smoke: Female |
| Notes | 0.36: 0.36 and greater. |

 C5SM002T - CURRENTLY SMOKE DAILY: TOTAL, W5

| | |
|----------|---|
| Type | Numeric (Double) |
| C5SM002T | Prevalence of people who currently smoke daily: Total |
| Notes | 0.07: 0.07 and less. 0.289: 0.289 and greater. |

 C5SM002M - CURRENTLY SMOKE DAILY: MALE, W5

| | |
|----------|--|
| Type | Numeric (Double) |
| C5SM002M | Prevalence of people who currently smoke daily: Male |
| Notes | 0.08: 0.08 and less. 0.303: 0.303 and greater. |

 C5SM002F - CURRENTLY SMOKE DAILY: FEMALE, W5

| | |
|----------|--|
| Type | Numeric (Double) |
| C5SM002F | Prevalence of people who currently smoke daily: Female |

 C5SM003T - MEAN RATE CHG SMOKE: TOTAL, W5

| | |
|----------|--|
| Type | Numeric (Double) |
| C5SM003T | Mean annualized rate of change:1996-2012 - people who currently smoke: Total |

| | |
|-------|--|
| Notes | -3.25: -3.25 and less. 0.8: 0.8 and greater. |
|-------|--|

 C5SM003M - MEAN RATE CHG SMOKE: MALE, W5

| | |
|----------|---|
| Type | Numeric (Double) |
| C5SM003M | Mean annualized rate of change:1996-2012 - people who currently smoke: Male |
| Notes | -3.24: -3.24 and less. |

 C5SM003F - MEAN RATE CHG SMOKE: FEMALE, W5

| | |
|----------|---|
| Type | Numeric (Double) |
| C5SM003F | Mean annualized rate of change:1996-2012 - people who currently smoke: Female |

 C5SM004T - MEAN RATE CHG SMOKE DAILY: TOTAL, W5


| | |
|----------|--|
| Type | Numeric (Double) |
| C5SM004T | Mean annualized rate of change:1996-2012 - people who smoke daily: Total |
| Notes | -4.3: -4.3 and less. 0.029: 0.029 and greater. |

 C5SM004M - MEAN RATE CHG SMOKE DAILY: MALE, W5

| | |
|----------|---|
| Type | Numeric (Double) |
| C5SM004M | Mean annualized rate of change:1996-2012 - people who smoke daily: Male |
| Notes | -4.69: -4.69 and less. 0.07: 0.07 and greater. |

 C5SM004F - MEAN RATE CHG SMOKE DAILY: FEMALE, W5

| | |
|----------|---|
| Type | Numeric (Double) |
| C5SM004F | Mean annualized rate of change:1996-2012 - people who smoke daily: Female |
| Notes | -4.45: -4.45 and less. 0.92: 0.92 and greater. |

 C5OP001M - OBESITY: MALE, W5

| | |
|----------|--|
| Type | Numeric (Double) |
| C5OP001M | Prevalence of obesity: Male |
| Notes | 0.22: 0.22 and less. 0.454: 0.454 and greater. |

 C5OP001F - OBESITY: FEMALE, W5

| | |
|----------|-------------------------------|
| Type | Numeric (Double) |
| C5OP001F | Prevalence of obesity: Female |
| Notes | 0.21: 0.21 and less. |

 C5OP002M - PHYSICAL ACTIVITY: MALE, W5

| | |
|----------|--|
| Type | Numeric (Double) |
| C5OP002M | Prevalence of physical activity: Male |
| Notes | 0.586: 0.586 and less. 0.871: 0.871 and greater. |

 C5OP002F - PHYSICAL ACTIVITY: FEMALE, W5

| | |
|----------|--|
| Type | Numeric (Double) |
| C5OP002F | Prevalence of physical activity: Female |
| Notes | 0.549: 0.549 and less. 0.863: 0.863 and greater. |

 C5HR001 - CO HEALTH OUTCOME RANKING QUARTILE, W5

| | |
|---------|--|
| Type | Numeric (Double) |
| C5HR001 | County health outcome ranking quartile |

 C5HR002 - CO HEALTH FACTOR RANKING QUARTILE, W5

| | |
|---------|---------------------------------------|
| Type | Numeric (Double) |
| C5HR002 | County health factor ranking quartile |

 C5EC001 - COUNTY RELATIVE MOBILITY, W5

| | |
|---------|--|
| Type | Numeric (Double) |
| C5EC001 | County relative mobility |
| Notes | 0.11: 0.11 and less. 0.514: 0.514 and greater. |

 C5EC002 - COUNTY ABSOLUTE MOBILITY, W5

| | |
|---------|--|
| Type | Numeric (Double) |
| C5EC002 | County absolute mobility |
| Notes | 32.2: 32.2 and less. 56.2: 56.2 and greater. |

 C5EC003T - CE CHILD RESID - ADULT INC: TOTAL, W5

| | |
|----------|--|
| Type | Numeric (Double) |
| C5EC003T | Effect of county of childhood residence on adult household income at p25: Total |
| Notes | 1.43: 1.43 and greater. |

 C5EC003M - CE CHILD RESID - ADULT INC: MALE, W5

| | |
|----------|---|
| Type | Numeric (Double) |
| C5EC003M | Effect of county of childhood residence on adult household income at p25: Male |

| | |
|-------|-------------------------|
| Notes | 1.23: 1.23 and greater. |
|-------|-------------------------|

 C5EC003F - CE CHILD RESID - ADULT INC: FEMALE, W5

| | |
|----------|--|
| Type | Numeric (Double) |
| C5EC003F | Effect of county of childhood residence on adult household income at p25: Female |
| Notes | 1.25: 1.25 and greater. |

 C5EC004 - COUNTY GINI COEFFICIENT, W5

| | |
|---------|--|
| Type | Numeric (Double) |
| C5EC004 | County Gini coefficient |
| Notes | 0.221: 0.221 and less. 0.819: 0.819 and greater. |

 S5HI0114 - MEDICAID HEA INSURANCE PROP: 2014, W5

| | |
|----------|---|
| Type | Numeric (Double) |
| S5HI0114 | Proportion covered by Medicaid health insurance: 2014 |

 S5HI0115 - MEDICAID HEA INSURANCE PROP: 2015, W5

| | |
|----------|---|
| Type | Numeric (Double) |
| S5HI0115 | Proportion covered by Medicaid health insurance: 2015 |

 S5HI0116 - MEDICAID HEA INSURANCE PROP: 2016, W5

| | |
|----------|---|
| Type | Numeric (Double) |
| S5HI0116 | Proportion covered by Medicaid health insurance: 2016 |

 S5HI0117 - MEDICAID HEA INSURANCE PROP: 2017, W5

| | |
|----------|---|
| Type | Numeric (Double) |
| S5HI0117 | Proportion covered by Medicaid health insurance: 2017 |

 S5HI0214 - MEDICARE HEA INSURANCE PROP: 2014, W5










| | |
|----------|---|
| Type | Numeric (Double) |
| S5HI0214 | Proportion covered by Medicare health insurance: 2014 |

 S5HI0215 - MEDICARE HEA INSURANCE PROP: 2015, W5

| | |
|----------|---|
| Type | Numeric (Double) |
| S5HI0215 | Proportion covered by Medicare health insurance: 2015 |

 S5HI0216 - MEDICARE HEA INSURANCE PROP: 2016, W5

| | |
|------|------------------|
| Type | Numeric (Double) |
|------|------------------|

| | |
|--|--|
| S5HI0216 | Proportion covered by Medicare health insurance: 2016 |
|  S5HI0217 - MEDICARE HEA INSURANCE PROP: 2017, W5 | |
| Type | Numeric (Double) |
| S5HI0217 | Proportion covered by Medicare health insurance: 2017 |
|  S5HI0314 - EMPLOYER HEA INSURANCE PROP: 2014, W5 | |
| Type | Numeric (Double) |
| S5HI0314 | Proportion covered by Employer health insurance: 2014 |
|  S5HI0315 - EMPLOYER HEA INSURANCE PROP: 2015, W5 | |
| Type | Numeric (Double) |
| S5HI0315 | Proportion covered by Employer health insurance: 2015 |
|  S5HI0316 - EMPLOYER HEA INSURANCE PROP: 2016, W5 | |
| Type | Numeric (Double) |
| S5HI0316 | Proportion covered by Employer health insurance: 2016 |
|  S5HI0317 - EMPLOYER HEA INSURANCE PROP: 2017, W5 | |
| Type | Numeric (Double) |
| S5HI0317 | Proportion covered by Employer health insurance: 2017 |
|  S5HI0414 - NONGROUP HEA INSURANCE PROP: 2014, W5 | |
| Type | Numeric (Double) |
| S5HI0414 | Proportion covered by non-group health insurance: 2014 |
|  S5HI0415 - NONGROUP HEA INSURANCE PROP: 2015, W5 | |
| Type | Numeric (Double) |
| S5HI0415 | Proportion covered by non-group health insurance: 2015 |
|  S5HI0416 - NONGROUP HEA INSURANCE PROP: 2016, W5 | |
| Type | Numeric (Double) |
| S5HI0416 | Proportion covered by non-group health insurance: 2016 |
|  S5HI0417 - NONGROUP HEA INSURANCE PROP: 2017, W5 | |
| Type | Numeric (Double) |
| S5HI0417 | Proportion covered by non-group health insurance: 2017 |
| Notes | 0.04:0.04 and less. |

 S5HI0514 - OTH PUBLIC HEA INSURANCE PROP: 2014, W5

| | |
|----------|---|
| Type | Numeric (Double) |
| S5HI0514 | Proportion covered by other public health insurance: 2014 |

 S5HI0515 - OTH PUBLIC HEA INSURANCE PROP: 2015, W5

| | |
|----------|---|
| Type | Numeric (Double) |
| S5HI0515 | Proportion covered by other public health insurance: 2015 |

 S5HI0516 - OTH PUBLIC HEA INSURANCE PROP: 2016, W5

| | |
|----------|---|
| Type | Numeric (Double) |
| S5HI0516 | Proportion covered by other public health insurance: 2016 |

 S5HI0517 - OTH PUBLIC HEA INSURANCE PROP: 2017, W5

| | |
|----------|---|
| Type | Numeric (Double) |
| S5HI0517 | Proportion covered by other public health insurance: 2017 |
| Notes | 0.05: 0.05 and greater. |

 S5HI0614 - UNINSURED PROP: 2014, W5

| | |
|----------|----------------------------|
| Type | Numeric (Double) |
| S5HI0614 | Proportion uninsured: 2014 |

 S5HI0615 - UNINSURED PROP: 2015, W5

| | |
|----------|----------------------------|
| Type | Numeric (Double) |
| S5HI0615 | Proportion uninsured: 2015 |

 S5HI0616 - UNINSURED PROP: 2016, W5

| | |
|----------|----------------------------|
| Type | Numeric (Double) |
| S5HI0616 | Proportion uninsured: 2016 |

 S5HI0617 - UNINSURED PROP: 2017, W5

| | |
|----------|----------------------------|
| Type | Numeric (Double) |
| S5HI0617 | Proportion uninsured: 2017 |

 S5CT001 - STATE CIGARETTE TAX PER PACK, W5 2008

| | |
|---------|------------------------|
| Type | Numeric (Double) |
| S5CT001 | Cigarette tax per pack |

Physical Instances



Wave V County Health and Mobility Data Documentation

| | |
|----------------|--|
| Title | Wave V County Health and Mobility Data Documentation |
| File Name | health5.sas7bdat |
| Case Quantity | 12300 |
| Variable Count | 104 |



C5LE001 - LIFE EXPECTANCY, W5

| | |
|---------|-------------------------|
| Type | Numeric (Double) |
| C5LE001 | Life expectancy |
| Notes | 83.8: 83.8 and greater. |

| | | | Frequency | % of total | % of valid |
|---------|-----|-----------------|-----------|------------|------------|
| Missing | . | missing | 3 | 0.02% | |
| | 998 | geocode missing | 928 | 7.54% | |
| Total | | | 931 | 7.57% | |

| Valid | Invalid | Minimum | Maximum | Mean | StdDev |
|-------|---------|---------|---------|--------------|--------------|
| 11369 | 931 | 70.6 | 83.8 | 78.857092... | 2.3257056... |



C5LE002 - MORTALITY RISK AGE 0-5, W5

| | |
|---------|------------------------|
| Type | Numeric (Double) |
| C5LE002 | Mortality risk age 0-5 |
| Notes | 1.33: 1.33 and greater |

| | | | Frequency | % of total | % of valid |
|---------|----|-----------------|-----------|------------|------------|
| Missing | . | missing | 3 | 0.02% | |
| | 98 | geocode missing | 928 | 7.54% | |
| Total | | | 931 | 7.57% | |

| Valid | Invalid | Minimum | Maximum | Mean | StdDev |
|-------|---------|---------|---------|--------------|--------------|
| 11369 | 931 | 0.275 | 1.33 | 0.6276172... | 0.1924959... |



C5LE003 - MORTALITY RISK AGE 5-25, W5

| | |
|---------|-------------------------|
| Type | Numeric (Double) |
| C5LE003 | Mortality risk age 5-25 |
| Notes | 0.34: 0.34 and less. |

| | | | Frequency | % of total | % of valid |
|--|--|--|-----------|------------|------------|
|--|--|--|-----------|------------|------------|

| | | | | | |
|---------|----|-----------------|-----|-------|--|
| Missing | . | missing | 3 | 0.02% | |
| | 98 | geocode missing | 928 | 7.54% | |
| | | Total | 931 | 7.57% | |

| Valid | Invalid | Minimum | Maximum | Mean | StdDev |
|-------|---------|---------|---------|--------------|--------------|
| 11369 | 931 | 0.34 | 1.8 | 0.7848641... | 0.2455280... |

C5LE004 - MORTALITY RISK AGE 25-45, W5

| | |
|---------|--------------------------|
| Type | Numeric (Double) |
| C5LE004 | Mortality risk age 25-45 |

| | | | Frequency | % of total | % of valid |
|---------|----|-----------------|-----------|------------|------------|
| Missing | . | missing | 3 | 0.02% | |
| | 98 | geocode missing | 928 | 7.54% | |
| | | Total | 931 | 7.57% | |

| Valid | Invalid | Minimum | Maximum | Mean | StdDev |
|-------|---------|---------|---------|--------------|--------------|
| 11369 | 931 | 1.11 | 7.1 | 2.7430829... | 0.8884454... |

C5LE005 - MORTALITY RISK AGE 45-65, W5

| | |
|---------|--------------------------|
| Type | Numeric (Double) |
| C5LE005 | Mortality risk age 45-65 |
| Notes | 5.94: 5.94 and less. |

| | | | Frequency | % of total | % of valid |
|---------|-----|-----------------|-----------|------------|------------|
| Missing | . | missing | 3 | 0.02% | |
| | 998 | geocode missing | 928 | 7.54% | |
| | | Total | 931 | 7.57% | |

| Valid | Invalid | Minimum | Maximum | Mean | StdDev |
|-------|---------|---------|---------|--------------|--------------|
| 11369 | 931 | 5.94 | 23.19 | 12.010321... | 2.9561660... |

C5LE006 - MORTALITY RISK AGE 65-85, W5

| | |
|---------|--|
| Type | Numeric (Double) |
| C5LE006 | Mortality risk age 65-85 |
| Notes | 30.62: 30.62 and less. 68.78: 68.78 and greater. |

| | | | Frequency | % of total | % of valid |
|---------|-----|-----------------|-----------|------------|------------|
| Missing | . | missing | 3 | 0.02% | |
| | 998 | geocode missing | 928 | 7.54% | |
| | | Total | 931 | 7.57% | |

| Valid | Invalid | Minimum | Maximum | Mean | StdDev |
|-------|---------|---------|---------|------|--------|
|-------|---------|---------|---------|------|--------|

| | | | | | |
|-------|-----|-------|-------|--------------|--------------|
| 11369 | 931 | 30.62 | 68.78 | 49.379949... | 6.2054283... |
|-------|-----|-------|-------|--------------|--------------|

C5LE007 - LIFE EXPECTANCY % CHG, W5 1980-2014

| | |
|---------|--|
| Type | Numeric (Double) |
| C5LE007 | Percent change in life expectancy, 1980-2014 |
| Notes | 15.23: 15.23 and greater. |

| | | | Frequency | % of total | % of valid |
|---------|-----|-----------------|-----------|------------|------------|
| Missing | . | missing | 3 | 0.02% | |
| | 998 | geocode missing | 928 | 7.54% | |
| Total | | | 931 | 7.57% | |

| Valid | Invalid | Minimum | Maximum | Mean | StdDev |
|-------|---------|---------|---------|--------------|--------------|
| 11369 | 931 | -1.91 | 15.23 | 7.0895250... | 2.2173828... |

C5DI001T - DIAGNOSED DIABETES: TOTAL, W5

| | |
|----------|--------------------------------------|
| Type | Numeric (Double) |
| C5DI001T | Diagnosed diabetes prevalence: Total |

| | | | Frequency | % of total | % of valid |
|---------|----|-----------------|-----------|------------|------------|
| Missing | . | missing | 3 | 0.02% | |
| | 98 | geocode missing | 928 | 7.54% | |
| Total | | | 931 | 7.57% | |

| Valid | Invalid | Minimum | Maximum | Mean | StdDev |
|-------|---------|---------|---------|--------------|--------------|
| 11369 | 931 | 0.057 | 0.17 | 0.1033639... | 0.0182370... |

C5DI001M - DIAGNOSED DIABETES: MALE, W5

| | |
|----------|--|
| Type | Numeric (Double) |
| C5DI001M | Diagnosed diabetes prevalence: Male |
| Notes | 0.058: 0.058 and less. 0.167: 0.167 and greater. |

| | | | Frequency | % of total | % of valid |
|---------|----|-----------------|-----------|------------|------------|
| Missing | . | missing | 3 | 0.02% | |
| | 98 | geocode missing | 928 | 7.54% | |
| Total | | | 931 | 7.57% | |

| Valid | Invalid | Minimum | Maximum | Mean | StdDev |
|-------|---------|---------|---------|--------------|--------------|
| 11369 | 931 | 0.058 | 0.167 | 0.1071014... | 0.0172011... |

C5DI001F - DIAGNOSED DIABETES: FEMALE, W5

| | |
|----------|---------------------------------------|
| Type | Numeric (Double) |
| C5DI001F | Diagnosed diabetes prevalence: Female |

| | |
|-------|--|
| Notes | 0.052: 0.052 and less. 0.181: 0.181 and greater. |
|-------|--|

| | | | Frequency | % of total | % of valid |
|---------|----|-----------------|-----------|------------|------------|
| Missing | . | missing | 3 | 0.02% | |
| | 98 | geocode missing | 928 | 7.54% | |
| Total | | | 931 | 7.57% | |

| Valid | Invalid | Minimum | Maximum | Mean | StdDev |
|-------|---------|---------|---------|--------------|--------------|
| 11369 | 931 | 0.052 | 0.181 | 0.0998452... | 0.0204007... |

C5DI002T - UNDIAGNOSED DIABETES: TOTAL, W5

| | |
|----------|--|
| Type | Numeric (Double) |
| C5DI002T | Undiagnosed diabetes prevalence: Total |
| Notes | 0.032: 0.032 and less. 0.057: 0.057 and greater. |

| | | | Frequency | % of total | % of valid |
|---------|----|-----------------|-----------|------------|------------|
| Missing | . | missing | 3 | 0.02% | |
| | 98 | geocode missing | 928 | 7.54% | |
| Total | | | 931 | 7.57% | |

| Valid | Invalid | Minimum | Maximum | Mean | StdDev |
|-------|---------|---------|---------|--------------|--------------|
| 11369 | 931 | 0.032 | 0.057 | 0.0408094... | 0.0044033... |

C5DI002M - UNDIAGNOSED DIABETES: MALE, W5

| | |
|----------|--|
| Type | Numeric (Double) |
| C5DI002M | Undiagnosed diabetes prevalence: Male |
| Notes | 0.041: 0.041 and less. 0.072: 0.072 and greater. |

| | | | Frequency | % of total | % of valid |
|---------|----|-----------------|-----------|------------|------------|
| Missing | . | missing | 3 | 0.02% | |
| | 98 | geocode missing | 928 | 7.54% | |
| Total | | | 931 | 7.57% | |

| Valid | Invalid | Minimum | Maximum | Mean | StdDev |
|-------|---------|---------|---------|--------------|--------------|
| 11369 | 931 | 0.041 | 0.072 | 0.0502295... | 0.0042421... |

C5DI002F - UNDIAGNOSED DIABETES: FEMALE, W5

| | |
|----------|--|
| Type | Numeric (Double) |
| C5DI002F | Undiagnosed diabetes prevalence: Female |
| Notes | 0.022: 0.022 and less. 0.053: 0.053 and greater. |

| | | | Frequency | % of total | % of valid |
|---------|----|-----------------|-----------|------------|------------|
| Missing | . | missing | 3 | 0.02% | |
| | 98 | geocode missing | 928 | 7.54% | |

| | | | | | |
|--|--|-------|-----|-------|--|
| | | Total | 931 | 7.57% | |
|--|--|-------|-----|-------|--|


| Valid | Invalid | Minimum | Maximum | Mean | StdDev |
|-------|---------|---------|---------|--------------|--------------|
| 11369 | 931 | 0.022 | 0.053 | 0.0320570... | 0.0057413... |

 C5DI003T - TOTAL DIABETES: TOTAL, W5

| | |
|----------|----------------------------------|
| Type | Numeric (Double) |
| C5DI003T | Total diabetes prevalence: Total |
| Notes | 0.09: 0.09 and less. |

| | | | Frequency | % of total | % of valid |
|---------|----|-----------------|-----------|------------|------------|
| Missing | . | missing | 3 | 0.02% | |
| | 98 | geocode missing | 928 | 7.54% | |
| Total | | | 931 | 7.57% | |

| Valid | Invalid | Minimum | Maximum | Mean | StdDev |
|-------|---------|---------|---------|--------------|--------------|
| 11369 | 931 | 0.09 | 0.225 | 0.1442352... | 0.0215023... |

 C5DI003M - TOTAL DIABETES: MALE, W5

| | |
|----------|--|
| Type | Numeric (Double) |
| C5DI003M | Total diabetes prevalence: Male |
| Notes | 0.11: 0.11 and less. 0.241: 0.241 and greater. |

| | | | Frequency | % of total | % of valid |
|---------|----|-----------------|-----------|------------|------------|
| Missing | . | missing | 3 | 0.02% | |
| | 98 | geocode missing | 928 | 7.54% | |
| Total | | | 931 | 7.57% | |

| Valid | Invalid | Minimum | Maximum | Mean | StdDev |
|-------|---------|---------|---------|--------------|--------------|
| 11369 | 931 | 0.11 | 0.241 | 0.1572894... | 0.0201577... |

 C5DI003F - TOTAL DIABETES: FEMALE, W5

| | |
|----------|--|
| Type | Numeric (Double) |
| C5DI003F | Total diabetes prevalence: Female |
| Notes | 0.08: 0.08 and less. 0.228: 0.228 and greater. |

| | | | Frequency | % of total | % of valid |
|---------|----|-----------------|-----------|------------|------------|
| Missing | . | missing | 3 | 0.02% | |
| | 98 | geocode missing | 928 | 7.54% | |
| Total | | | 931 | 7.57% | |

| Valid | Invalid | Minimum | Maximum | Mean | StdDev |
|-------|---------|---------|---------|--------------|--------------|
| 11369 | 931 | 0.08 | 0.228 | 0.1317942... | 0.0240592... |

 C5DI004T - DIABETES AWARENESS: TOTAL, W5

| | |
|----------|--|
| Type | Numeric (Double) |
| C5DI004T | Diabetes awareness: Total |
| Notes | 0.6: 0.6 and less. 0.789: 0.789 and greater. |

| | | | Frequency | % of total | % of valid |
|---------|----|-----------------|-----------|------------|------------|
| Missing | . | missing | 3 | 0.02% | |
| | 98 | geocode missing | 928 | 7.54% | |
| | | Total | 931 | 7.57% | |

| Valid | Invalid | Minimum | Maximum | Mean | StdDev |
|-------|---------|---------|---------|--------------|--------------|
| 11369 | 931 | 0.6 | 0.789 | 0.7138905... | 0.0276224... |

 C5DI004M - DIABETES AWARENESS: MALE, W5

| | |
|----------|--|
| Type | Numeric (Double) |
| C5DI004M | Diabetes awareness: Male |
| Notes | 0.55: 0.55 and less. 0.743: 0.743 and greater. |

| | | | Frequency | % of total | % of valid |
|---------|----|-----------------|-----------|------------|------------|
| Missing | . | missing | 3 | 0.02% | |
| | 98 | geocode missing | 928 | 7.54% | |
| | | Total | 931 | 7.57% | |

| Valid | Invalid | Minimum | Maximum | Mean | StdDev |
|-------|---------|---------|---------|--------------|--------------|
| 11369 | 931 | 0.55 | 0.743 | 0.6780454... | 0.0286560... |

 C5DI004F - DIABETES AWARENESS: FEMALE, W5

| | |
|----------|--|
| Type | Numeric (Double) |
| C5DI004F | Diabetes awareness: Female |
| Notes | 0.62: 0.62 and less. 0.844: 0.844 and greater. |

| | | | Frequency | % of total | % of valid |
|---------|----|-----------------|-----------|------------|------------|
| Missing | . | missing | 3 | 0.02% | |
| | 98 | geocode missing | 928 | 7.54% | |
| | | Total | 931 | 7.57% | |

| Valid | Invalid | Minimum | Maximum | Mean | StdDev |
|-------|---------|---------|---------|--------------|--------------|
| 11369 | 931 | 0.62 | 0.836 | 0.7545965... | 0.0320401... |

 C5DI005T - DIABETES CONTROL: TOTAL, W5

| | |
|----------|-------------------------|
| Type | Numeric (Double) |
| C5DI005T | Diabetes control: Total |

| | |
|-------|-------------------------|
| Notes | 0.31: 0.31 and greater. |
|-------|-------------------------|

| | | | Frequency | % of total | % of valid |
|---------|----|-----------------|-----------|------------|------------|
| Missing | . | missing | 3 | 0.02% | |
| | 98 | geocode missing | 928 | 7.54% | |
| Total | | | 931 | 7.57% | |

| Valid | Invalid | Minimum | Maximum | Mean | StdDev |
|-------|---------|---------|---------|--------------|--------------|
| 11369 | 931 | 0.212 | 0.31 | 0.2702604... | 0.0136811... |

C5DI005M - DIABETES CONTROL: MALE, W5

| | |
|----------|--|
| Type | Numeric (Double) |
| C5DI005M | Diabetes control: Male |
| Notes | 0.155: 0.155 and less. 0.291: 0.291 and greater. |

| | | | Frequency | % of total | % of valid |
|---------|----|-----------------|-----------|------------|------------|
| Missing | . | missing | 3 | 0.02% | |
| | 98 | geocode missing | 928 | 7.54% | |
| Total | | | 931 | 7.57% | |

| Valid | Invalid | Minimum | Maximum | Mean | StdDev |
|-------|---------|---------|---------|--------------|--------------|
| 11369 | 931 | 0.155 | 0.291 | 0.2337634... | 0.0202018... |

C5DI005F - DIABETES CONTROL: FEMALE, W5

| | |
|----------|--|
| Type | Numeric (Double) |
| C5DI005F | Diabetes control: Female |
| Notes | 0.244: 0.244 and less. 0.361: 0.361 and greater. |

| | | | Frequency | % of total | % of valid |
|---------|----|-----------------|-----------|------------|------------|
| Missing | . | missing | 3 | 0.02% | |
| | 98 | geocode missing | 928 | 7.54% | |
| Total | | | 931 | 7.57% | |

| Valid | Invalid | Minimum | Maximum | Mean | StdDev |
|-------|---------|---------|---------|--------------|--------------|
| 11369 | 931 | 0.244 | 0.361 | 0.3072105... | 0.0159240... |

C5DI006T - DIAGNOSED DIABETES % CHG: TOTAL, W5

| | |
|----------|---|
| Type | Numeric (Double) |
| C5DI006T | Percent change 1999-2012 diagnosed diabetes prevalence: Total |
| Notes | 29.84: 29.84 and less. 94.92: 94.92 and greater. |

| | | | Frequency | % of total | % of valid |
|---------|------|-----------------|-----------|------------|------------|
| Missing | . | missing | 3 | 0.02% | |
| | 9998 | geocode missing | 928 | 7.54% | |

| | | | | | |
|--|--|-------|-----|-------|--|
| | | Total | 931 | 7.57% | |
|--|--|-------|-----|-------|--|

| Valid | Invalid | Minimum | Maximum | Mean | StdDev |
|-------|---------|---------|---------|--------------|--------------|
| 11369 | 931 | 29.84 | 95.7 | 57.477404... | 9.7754861... |

 C5DI006M - DIAGNOSED DIABETES % CHG: MALE, W5

| | |
|----------|--|
| Type | Numeric (Double) |
| C5DI006M | Percent change 1999-2012 diagnosed diabetes prevalence: Male |
| Notes | 14.45: 14.45 and less. 91.14: 91.14 and greater. |

| | | | Frequency | % of total | % of valid |
|---------|------|-----------------|-----------|------------|------------|
| Missing | . | missing | 3 | 0.02% | |
| | 9998 | geocode missing | 928 | 7.54% | |
| Total | | | 931 | 7.57% | |


| Valid | Invalid | Minimum | Maximum | Mean | StdDev |
|-------|---------|---------|---------|--------------|--------------|
| 11369 | 931 | 14.45 | 91.14 | 56.965478... | 11.804252... |

 C5DI006F - DIAGNOSED DIABETES % CHG: FEMALE, W5

| | |
|----------|--|
| Type | Numeric (Double) |
| C5DI006F | Percent change 1999-2012 diagnosed diabetes prevalence: Female |
| Notes | 28.67: 28.67 and less.108.66: 108.66 and greater. |

| | | | Frequency | % of total | % of valid |
|---------|------|-----------------|-----------|------------|------------|
| Missing | . | missing | 3 | 0.02% | |
| | 9998 | geocode missing | 928 | 7.54% | |
| Total | | | 931 | 7.57% | |

| Valid | Invalid | Minimum | Maximum | Mean | StdDev |
|-------|---------|---------|---------|--------------|--------------|
| 11369 | 931 | 28.67 | 108.66 | 58.313937... | 12.035066... |

 C5DI007T - UNDIAGNOSED DIABETES % CHG: TOTAL, W5

| | |
|----------|---|
| Type | Numeric (Double) |
| C5DI007T | Percent change 1999-2012 undiagnosed diabetes prevalence: Total |
| Notes | 0.91: 0.91 and less. |

| | | | Frequency | % of total | % of valid |
|---------|-----|-----------------|-----------|------------|------------|
| Missing | . | missing | 3 | 0.02% | |
| | 998 | geocode missing | 928 | 7.54% | |
| Total | | | 931 | 7.57% | |

| Valid | Invalid | Minimum | Maximum | Mean | StdDev |
|-------|---------|---------|---------|--------------|--------------|
| 11369 | 931 | 0.91 | 26.67 | 10.644433... | 3.2374796... |

 C5DI007M - UNDIAGNOSED DIABETES % CHG: MALE, W5

| | |
|----------|--|
| Type | Numeric (Double) |
| C5DI007M | Percent change 1999-2012 undiagnosed diabetes prevalence: Male |
| Notes | -0.54: -0.54 and less. |

| | | | Frequency | % of total | % of valid |
|---------|-----|-----------------|-----------|------------|------------|
| Missing | . | missing | 3 | 0.02% | |
| | 998 | geocode missing | 928 | 7.54% | |
| | | Total | 931 | 7.57% | |

| Valid | Invalid | Minimum | Maximum | Mean | StdDev |
|-------|---------|---------|---------|--------------|--------------|
| 11369 | 931 | -0.54 | 17.01 | 8.6214117... | 2.3616101... |

 C5DI007F - UNDIAGNOSED DIABETES % CHG: FEMALE, W5

| | |
|----------|--|
| Type | Numeric (Double) |
| C5DI007F | Percent change 1999-2012 undiagnosed diabetes prevalence: Female |
| Notes | 42.95: 42.95 and greater. |

| | | | Frequency | % of total | % of valid |
|---------|-----|-----------------|-----------|------------|------------|
| Missing | . | missing | 3 | 0.02% | |
| | 998 | geocode missing | 928 | 7.54% | |
| | | Total | 931 | 7.57% | |

| Valid | Invalid | Minimum | Maximum | Mean | StdDev |
|-------|---------|---------|---------|--------------|--------------|
| 11369 | 931 | -2.85 | 42.95 | 13.699897... | 5.3617986... |

 C5DI008T - TOTAL DIABETES % CHG: TOTAL, W5

| | |
|----------|---|
| Type | Numeric (Double) |
| C5DI008T | Percent change 1999-2012 total diabetes prevalence: Total |
| Notes | 20.42: 20.42 and less. 68.3: 68.3 and greater. |

| | | | Frequency | % of total | % of valid |
|---------|-----|-----------------|-----------|------------|------------|
| Missing | . | missing | 3 | 0.02% | |
| | 998 | geocode missing | 928 | 7.54% | |
| | | Total | 931 | 7.57% | |

| Valid | Invalid | Minimum | Maximum | Mean | StdDev |
|-------|---------|---------|---------|--------------|--------------|
| 11369 | 931 | 20.42 | 71.95 | 40.473805... | 6.5832591... |

 C5DI008M - TOTAL DIABETES % CHG: MALE, W5

| | |
|----------|--|
| Type | Numeric (Double) |
| C5DI008M | Percent change 1999-2012 total diabetes prevalence: Male |

| | |
|-------|------------------------|
| Notes | 13.09: 13.09 and less. |
|-------|------------------------|

| | | | Frequency | % of total | % of valid |
|---------|-----|-----------------|-----------|------------|------------|
| Missing | . | missing | 3 | 0.02% | |
| | 998 | geocode missing | 928 | 7.54% | |
| Total | | | 931 | 7.57% | |

| Valid | Invalid | Minimum | Maximum | Mean | StdDev |
|-------|---------|---------|---------|--------------|--------------|
| 11369 | 931 | 13.09 | 58.36 | 37.297981... | 7.0252600... |

C5DI008F - TOTAL DIABETES % CHG: FEMALE, W5

| | |
|----------|--|
| Type | Numeric (Double) |
| C5DI008F | Percent change 1999-2012 total diabetes prevalence: Female |
| Notes | 21.92: 21.92 and less. 83.71: 83.71 and greater. |

| | | | Frequency | % of total | % of valid |
|---------|-----|-----------------|-----------|------------|------------|
| Missing | . | missing | 3 | 0.02% | |
| | 998 | geocode missing | 928 | 7.54% | |
| Total | | | 931 | 7.57% | |

| Valid | Invalid | Minimum | Maximum | Mean | StdDev |
|-------|---------|---------|---------|--------------|--------------|
| 11369 | 931 | 21.92 | 83.71 | 44.347856... | 8.7282326... |

C5DI009T - DIABETES AWARENESS % CHG: TOTAL, W5

| | |
|----------|--|
| Type | Numeric (Double) |
| C5DI009T | Percent change 1999-2012 diabetes awareness: Total |
| Notes | 6.66: 6.66 and less. 23.61: 23.61 and greater. |

| | | | Frequency | % of total | % of valid |
|---------|-----|-----------------|-----------|------------|------------|
| Missing | . | missing | 3 | 0.02% | |
| | 998 | geocode missing | 928 | 7.54% | |
| Total | | | 931 | 7.57% | |

| Valid | Invalid | Minimum | Maximum | Mean | StdDev |
|-------|---------|---------|---------|--------------|--------------|
| 11369 | 931 | 6.66 | 23.61 | 12.041698... | 2.3494798... |

C5DI009M - DIABETES AWARENESS % CHG: MALE, W5

| | |
|----------|---|
| Type | Numeric (Double) |
| C5DI009M | Percent change 1999-2012 diabetes awareness: Male |
| Notes | 5.67: 5.67 and less. 25.8: 25.8 and greater. |

| | | | Frequency | % of total | % of valid |
|---------|-----|-----------------|-----------|------------|------------|
| Missing | . | missing | 3 | 0.02% | |
| | 998 | geocode missing | 928 | 7.54% | |

| | | | | | |
|--|--|-------|-----|-------|--|
| | | Total | 931 | 7.57% | |
|--|--|-------|-----|-------|--|

| Valid | Invalid | Minimum | Maximum | Mean | StdDev |
|-------|---------|---------|---------|--------------|--------------|
| 11369 | 931 | 5.67 | 25.8 | 14.228557... | 3.2091736... |

 C5DI009F - DIABETES AWARENESS % CHG: FEMALE, W5

| | |
|----------|---|
| Type | Numeric (Double) |
| C5DI009F | Percent change 1999-2012 diabetes awareness: Female |
| Notes | 4.09: 4.09 and less. 21.33: 21.33 and greater. |

| | | | Frequency | % of total | % of valid |
|---------|-----|-----------------|-----------|------------|------------|
| Missing | . | missing | 3 | 0.02% | |
| | 998 | geocode missing | 928 | 7.54% | |
| Total | | | 931 | 7.57% | |

| Valid | Invalid | Minimum | Maximum | Mean | StdDev |
|-------|---------|---------|---------|--------------|--------------|
| 11369 | 931 | 4.09 | 21.33 | 9.5874184... | 2.4817676... |

 C5DI010T - DIABETES CONTROL % CHG: TOTAL, W5

| | |
|----------|--|
| Type | Numeric (Double) |
| C5DI010T | Percent change 1999-2012 diabetes control: Total |

| | | | Frequency | % of total | % of valid |
|---------|-----|-----------------|-----------|------------|------------|
| Missing | . | missing | 3 | 0.02% | |
| | 998 | geocode missing | 928 | 7.54% | |
| Total | | | 931 | 7.57% | |

| Valid | Invalid | Minimum | Maximum | Mean | StdDev |
|-------|---------|---------|---------|--------------|--------------|
| 11369 | 931 | -12.26 | 16.25 | 1.8231075... | 4.1507789... |

 C5DI010M - DIABETES CONTROL % CHG: MALE, W5

| | |
|----------|---|
| Type | Numeric (Double) |
| C5DI010M | Percent change 1999-2012 diabetes control: Male |
| Notes | 26.83: 26.83 and greater. |

| | | | Frequency | % of total | % of valid |
|---------|-----|-----------------|-----------|------------|------------|
| Missing | . | missing | 3 | 0.02% | |
| | 998 | geocode missing | 928 | 7.54% | |
| Total | | | 931 | 7.57% | |


| Valid | Invalid | Minimum | Maximum | Mean | StdDev |
|-------|---------|---------|---------|--------------|--------------|
| 11369 | 931 | -15.44 | 26.83 | 7.1017802... | 6.7689222... |

 C5DI010F - DIABETES CONTROL % CHG: FEMALE, W5

| | |
|----------|---|
| Type | Numeric (Double) |
| C5DI010F | Percent change 1999-2012 diabetes control: Female |

| | | | Frequency | % of total | % of valid |
|---------|-----|-----------------|-----------|------------|------------|
| Missing | . | missing | 3 | 0.02% | |
| | 998 | geocode missing | 928 | 7.54% | |
| Total | | | 931 | 7.57% | |


| Valid | Invalid | Minimum | Maximum | Mean | StdDev |
|-------|---------|---------|---------|--------------|--------------|
| 11369 | 931 | -17.14 | 18.19 | -1.879846... | 4.7221274... |

 C5DR001T - ANY DRINKING: TOTAL, W5

| | |
|----------|--|
| Type | Numeric (Double) |
| C5DR001T | Prevalence of any drinking: Total |
| Notes | 0.18: 0.18 and less. 0.78: 0.78 and greater. |

| | | | Frequency | % of total | % of valid |
|---------|----|-----------------|-----------|------------|------------|
| Missing | . | missing | 3 | 0.02% | |
| | 98 | geocode missing | 928 | 7.54% | |
| Total | | | 931 | 7.57% | |

| Valid | Invalid | Minimum | Maximum | Mean | StdDev |
|-------|---------|---------|---------|--------------|--------------|
| 11369 | 931 | 0.18 | 0.78 | 0.5534519... | 0.0872527... |

 C5DR001M - ANY DRINKING: MALE, W5

| | |
|----------|--|
| Type | Numeric (Double) |
| C5DR001M | Prevalence of any drinking: Male |
| Notes | 0.24: 0.24 and less. 0.824: 0.824 and greater. |

| | | | Frequency | % of total | % of valid |
|---------|----|-----------------|-----------|------------|------------|
| Missing | . | missing | 3 | 0.02% | |
| | 98 | geocode missing | 928 | 7.54% | |
| Total | | | 931 | 7.57% | |

| Valid | Invalid | Minimum | Maximum | Mean | StdDev |
|-------|---------|---------|---------|--------------|--------------|
| 11369 | 931 | 0.24 | 0.824 | 0.6259468... | 0.0792586... |

 C5DR001F - ANY DRINKING: FEMALE, W5

| | |
|----------|--|
| Type | Numeric (Double) |
| C5DR001F | Prevalence of any drinking: Female |
| Notes | 0.14: 0.14 and less. 0.739: 0.739 and greater. |

| | | | Frequency | % of total | % of valid |
|--|--|--|-----------|------------|------------|
| | | | | | |

| | | | | | |
|---------|----|-----------------|-----|-------|--|
| Missing | . | missing | 3 | 0.02% | |
| | 98 | geocode missing | 928 | 7.54% | |
| | | Total | 931 | 7.57% | |

| Valid | Invalid | Minimum | Maximum | Mean | StdDev |
|-------|---------|---------|---------|--------------|--------------|
| 11369 | 931 | 0.14 | 0.739 | 0.4834759... | 0.0968927... |

C5DR002T - HEAVY DRINKING: TOTAL, W5

| | |
|----------|--|
| Type | Numeric (Double) |
| C5DR002T | Prevalence of heavy drinking: Total |
| Notes | 0.031: 0.031 and less. 0.149: 0.149 and greater. |

| | | | Frequency | % of total | % of valid |
|---------|----|-----------------|-----------|------------|------------|
| Missing | . | missing | 3 | 0.02% | |
| | 98 | geocode missing | 928 | 7.54% | |
| | | Total | 931 | 7.57% | |

| Valid | Invalid | Minimum | Maximum | Mean | StdDev |
|-------|---------|---------|---------|--------------|--------------|
| 11369 | 931 | 0.031 | 0.149 | 0.0814921... | 0.0173256... |

C5DR002M - HEAVY DRINKING: MALE, W5

| | |
|----------|--|
| Type | Numeric (Double) |
| C5DR002M | Prevalence of heavy drinking: Male |
| Notes | 0.042: 0.042 and less. 0.19: 0.19 and greater. |

| | | | Frequency | % of total | % of valid |
|---------|----|-----------------|-----------|------------|------------|
| Missing | . | missing | 3 | 0.02% | |
| | 98 | geocode missing | 928 | 7.54% | |
| | | Total | 931 | 7.57% | |

| Valid | Invalid | Minimum | Maximum | Mean | StdDev |
|-------|---------|---------|---------|--------------|--------------|
| 11369 | 931 | 0.042 | 0.19 | 0.0980404... | 0.0181080... |

C5DR002F - HEAVY DRINKING: FEMALE, W5

| | |
|----------|--|
| Type | Numeric (Double) |
| C5DR002F | Prevalence of heavy drinking: Female |
| Notes | 0.013: 0.013 and less. 0.15: 0.15 and greater. |

| | | | Frequency | % of total | % of valid |
|---------|----|-----------------|-----------|------------|------------|
| Missing | . | missing | 3 | 0.02% | |
| | 98 | geocode missing | 928 | 7.54% | |
| | | Total | 931 | 7.57% | |

| Valid | Invalid | Minimum | Maximum | Mean | StdDev |
|-------|---------|---------|---------|--------------|--------------|
| 11369 | 931 | 0.013 | 0.15 | 0.0654988... | 0.0206363... |

 C5DR003T - BINGE DRINKING: TOTAL, W5

| | |
|----------|-------------------------------------|
| Type | Numeric (Double) |
| C5DR003T | Prevalence of binge drinking: Total |
| Notes | 0.319: 0.319 and greater. |

| | | | Frequency | % of total | % of valid |
|---------|----|-----------------|-----------|------------|------------|
| Missing | . | missing | 3 | 0.02% | |
| | 98 | geocode missing | 928 | 7.54% | |
| Total | | | 931 | 7.57% | |

| Valid | Invalid | Minimum | Maximum | Mean | StdDev |
|-------|---------|---------|---------|--------------|--------------|
| 11369 | 931 | 0.065 | 0.319 | 0.1806930... | 0.0317334... |

 C5DR003M - BINGE DRINKING: MALE, W5

| | |
|----------|------------------------------------|
| Type | Numeric (Double) |
| C5DR003M | Prevalence of binge drinking: Male |
| Notes | 0.12: 0.12 and less. |

| | | | Frequency | % of total | % of valid |
|---------|----|-----------------|-----------|------------|------------|
| Missing | . | missing | 3 | 0.02% | |
| | 98 | geocode missing | 928 | 7.54% | |
| Total | | | 931 | 7.57% | |

| Valid | Invalid | Minimum | Maximum | Mean | StdDev |
|-------|---------|---------|---------|--------------|--------------|
| 11369 | 931 | 0.12 | 0.426 | 0.2420993... | 0.0352746... |

 C5DR003F - BINGE DRINKING: FEMALE, W5

| | |
|----------|--|
| Type | Numeric (Double) |
| C5DR003F | Prevalence of binge drinking: Female |
| Notes | 0.042: 0.042 and less. 0.248: 0.248 and greater. |

| | | | Frequency | % of total | % of valid |
|---------|----|-----------------|-----------|------------|------------|
| Missing | . | missing | 3 | 0.02% | |
| | 98 | geocode missing | 928 | 7.54% | |
| Total | | | 931 | 7.57% | |

| Valid | Invalid | Minimum | Maximum | Mean | StdDev |
|-------|---------|---------|---------|--------------|--------------|
| 11369 | 931 | 0.042 | 0.248 | 0.1214535... | 0.0312367... |

 C5DR004T - ANY DRINKING % CHG: TOTAL, W5

| | |
|----------|--|
| Type | Numeric (Double) |
| C5DR004T | Percent change 2002-2012 prevalence of any drinking: Total |
| Notes | -15.4: -15.4 and less. |

| | | | Frequency | % of total | % of valid |
|---------|-----|-----------------|-----------|------------|------------|
| Missing | . | missing | 3 | 0.02% | |
| | 998 | geocode missing | 928 | 7.54% | |
| | | Total | 931 | 7.57% | |

| Valid | Invalid | Minimum | Maximum | Mean | StdDev |
|-------|---------|---------|---------|--------------|--------------|
| 11369 | 931 | -15.4 | 78.3 | 2.5580262... | 10.111914... |

C5DR004M - ANY DRINKING % CHG: MALE, W5

| | |
|----------|---|
| Type | Numeric (Double) |
| C5DR004M | Percent change 2002-2012 prevalence of any drinking: Male |
| Notes | -14.3: -14.3 and less. |

| | | | Frequency | % of total | % of valid |
|---------|-----|-----------------|-----------|------------|------------|
| Missing | . | missing | 3 | 0.02% | |
| | 998 | geocode missing | 928 | 7.54% | |
| | | Total | 931 | 7.57% | |

| Valid | Invalid | Minimum | Maximum | Mean | StdDev |
|-------|---------|---------|---------|--------------|--------------|
| 11369 | 931 | -14.3 | 69.7 | 0.3860146... | 9.0213389... |

C5DR004F - ANY DRINKING % CHG: FEMALE, W5

| | |
|----------|---|
| Type | Numeric (Double) |
| C5DR004F | Percent change 2002-2012 prevalence of any drinking: Female |
| Notes | -14.2: -14.2 and less. 114: 114 and greater. |

| | | | Frequency | % of total | % of valid |
|---------|------|-----------------|-----------|------------|------------|
| Missing | . | missing | 3 | 0.02% | |
| | 9998 | geocode missing | 928 | 7.54% | |
| | | Total | 931 | 7.57% | |

| Valid | Invalid | Minimum | Maximum | Mean | StdDev |
|-------|---------|---------|---------|--------------|--------------|
| 11369 | 931 | -14.2 | 114 | 5.7948280... | 13.595488... |

C5DR005T - HEAVY DRINKING % CHG: TOTAL, W5

| | |
|----------|--|
| Type | Numeric (Double) |
| C5DR005T | Percent change 2002-2012 prevalence of heavy drinking: Total |
| Notes | -6.6: -6.6 and less. 84.7: 84.7 and greater. |

| | | | Frequency | % of total | % of valid |
|---------|-----|-----------------|-----------|------------|------------|
| Missing | . | missing | 3 | 0.02% | |
| | 998 | geocode missing | 928 | 7.54% | |
| | | Total | 931 | 7.57% | |

| Valid | Invalid | Minimum | Maximum | Mean | StdDev |
|-------|---------|---------|---------|--------------|--------------|
| 11369 | 931 | -6.6 | 84.7 | 18.920423... | 14.823161... |

 C5DR005M - HEAVY DRINKING % CHG: MALE, W5

| | |
|----------|---|
| Type | Numeric (Double) |
| C5DR005M | Percent change 2002-2012 prevalence of heavy drinking: Male |

| | | | Frequency | % of total | % of valid |
|---------|-----|-----------------|-----------|------------|------------|
| Missing | . | missing | 3 | 0.02% | |
| | 998 | geocode missing | 928 | 7.54% | |
| | | Total | 931 | 7.57% | |

| Valid | Invalid | Minimum | Maximum | Mean | StdDev |
|-------|---------|---------|---------|--------------|--------------|
| 11369 | 931 | -18.6 | 83.8 | 12.062239... | 16.458315... |

 C5DR005F - HEAVY DRINKING % CHG: FEMALE, W5

| | |
|----------|---|
| Type | Numeric (Double) |
| C5DR005F | Percent change 2002-2012 prevalence of heavy drinking: Female |

| | | | Frequency | % of total | % of valid |
|---------|------|-----------------|-----------|------------|------------|
| Missing | . | missing | 3 | 0.02% | |
| | 9998 | geocode missing | 928 | 7.54% | |
| | | Total | 931 | 7.57% | |

| Valid | Invalid | Minimum | Maximum | Mean | StdDev |
|-------|---------|---------|---------|--------------|--------------|
| 11369 | 931 | -11.8 | 115.4 | 31.112287... | 17.160651... |

 C5DR006T - BINGE DRINKING % CHG: TOTAL, W5

| | |
|----------|--|
| Type | Numeric (Double) |
| C5DR006T | Percent change 2002-2012 prevalence of binge drinking: Total |

| | | | Frequency | % of total | % of valid |
|---------|------|-----------------|-----------|------------|------------|
| Missing | . | missing | 3 | 0.02% | |
| | 9998 | geocode missing | 928 | 7.54% | |
| | | Total | 931 | 7.57% | |

| Valid | Invalid | Minimum | Maximum | Mean | StdDev |
|-------|---------|---------|---------|--------------|--------------|
| 11369 | 931 | -28.5 | 101.4 | 8.1924971... | 14.803644... |

 C5DR006M - BINGE DRINKING % CHG: MALE, W5

| | |
|----------|---|
| Type | Numeric (Double) |
| C5DR006M | Percent change 2002-2012 prevalence of binge drinking: Male |
| Notes | -23.8:-23.8 and less. |

| | | | Frequency | % of total | % of valid |
|---------|-----|-----------------|-----------|------------|------------|
| Missing | . | missing | 3 | 0.02% | |
| | 998 | geocode missing | 928 | 7.54% | |
| | | Total | 931 | 7.57% | |

| Valid | Invalid | Minimum | Maximum | Mean | StdDev |
|-------|---------|---------|---------|--------------|--------------|
| 11369 | 931 | -23.8 | 87.1 | 3.9646143... | 13.166538... |

 C5DR006F - BINGE DRINKING % CHG: FEMALE, W5

| | |
|----------|---|
| Type | Numeric (Double) |
| C5DR006F | Percent change 2002-2012 prevalence of binge drinking: Female |
| Notes | -38.3: -38.3 and less. 156.9: 156.9 and greater. |

| | | | Frequency | % of total | % of valid |
|---------|------|-----------------|-----------|------------|------------|
| Missing | . | missing | 3 | 0.02% | |
| | 9998 | geocode missing | 928 | 7.54% | |
| | | Total | 931 | 7.57% | |

| Valid | Invalid | Minimum | Maximum | Mean | StdDev |
|-------|---------|---------|---------|--------------|--------------|
| 11369 | 931 | -38.3 | 156.9 | 18.398812... | 24.893426... |

 C5SM001T - CURRENTLY SMOKE: TOTAL, W5

| | |
|----------|---|
| Type | Numeric (Double) |
| C5SM001T | Prevalence of people who currently smoke: Total |
| Notes | 0.1: 0.1 and less. 0.367: 0.367 and greater. |

| | | | Frequency | % of total | % of valid |
|---------|----|-----------------|-----------|------------|------------|
| Missing | . | missing | 3 | 0.02% | |
| | 98 | geocode missing | 928 | 7.54% | |
| | | Total | 931 | 7.57% | |

| Valid | Invalid | Minimum | Maximum | Mean | StdDev |
|-------|---------|---------|---------|--------------|--------------|
| 11369 | 931 | 0.1 | 0.367 | 0.2038669... | 0.0469242... |

 C5SM001M - CURRENTLY SMOKE: MALE, W5

| | |
|----------|--|
| Type | Numeric (Double) |
| C5SM001M | Prevalence of people who currently smoke: Male |

| | |
|-------|----------------------|
| Notes | 0.12: 0.12 and less. |
|-------|----------------------|

| | | | Frequency | % of total | % of valid |
|---------|----|-----------------|-----------|------------|------------|
| Missing | . | missing | 3 | 0.02% | |
| | 98 | geocode missing | 928 | 7.54% | |
| Total | | | 931 | 7.57% | |

| Valid | Invalid | Minimum | Maximum | Mean | StdDev |
|-------|---------|---------|---------|--------------|--------------|
| 11369 | 931 | 0.12 | 0.373 | 0.2259822... | 0.0454336... |

| | |
|----------|--|
| Type | Numeric (Double) |
| C5SM001F | Prevalence of people who currently smoke: Female |
| Notes | 0.36: 0.36 and greater. |

| | | | Frequency | % of total | % of valid |
|---------|----|-----------------|-----------|------------|------------|
| Missing | . | missing | 3 | 0.02% | |
| | 98 | geocode missing | 928 | 7.54% | |
| Total | | | 931 | 7.57% | |

| Valid | Invalid | Minimum | Maximum | Mean | StdDev |
|-------|---------|---------|---------|--------------|--------------|
| 11369 | 931 | 0.058 | 0.36 | 0.1824028... | 0.0516007... |

| | |
|----------|---|
| Type | Numeric (Double) |
| C5SM002T | Prevalence of people who currently smoke daily: Total |
| Notes | 0.07: 0.07 and less. 0.289: 0.289 and greater. |

| | | | Frequency | % of total | % of valid |
|---------|----|-----------------|-----------|------------|------------|
| Missing | . | missing | 3 | 0.02% | |
| | 98 | geocode missing | 928 | 7.54% | |
| Total | | | 931 | 7.57% | |

| Valid | Invalid | Minimum | Maximum | Mean | StdDev |
|-------|---------|---------|---------|--------------|--------------|
| 11369 | 931 | 0.07 | 0.289 | 0.1443298... | 0.0432331... |

| | |
|----------|--|
| Type | Numeric (Double) |
| C5SM002M | Prevalence of people who currently smoke daily: Male |
| Notes | 0.08: 0.08 and less. 0.303: 0.303 and greater. |

| | | | Frequency | % of total | % of valid |
|---------|----|-----------------|-----------|------------|------------|
| Missing | . | missing | 3 | 0.02% | |
| | 98 | geocode missing | 928 | 7.54% | |

| | | | | | |
|--|--|-------|-----|-------|--|
| | | Total | 931 | 7.57% | |
|--|--|-------|-----|-------|--|

| Valid | Invalid | Minimum | Maximum | Mean | StdDev |
|-------|---------|---------|---------|--------------|--------------|
| 11369 | 931 | 0.08 | 0.303 | 0.1573077... | 0.0418217... |

 C5SM002F - CURRENTLY SMOKE DAILY: FEMALE, W5

| | |
|----------|--|
| Type | Numeric (Double) |
| C5SM002F | Prevalence of people who currently smoke daily: Female |

| | | | Frequency | % of total | % of valid |
|---------|----|-----------------|-----------|------------|------------|
| Missing | . | missing | 3 | 0.02% | |
| | 98 | geocode missing | 928 | 7.54% | |
| Total | | | 931 | 7.57% | |

| Valid | Invalid | Minimum | Maximum | Mean | StdDev |
|-------|---------|---------|---------|--------------|--------------|
| 11369 | 931 | 0.043 | 0.31 | 0.1316855... | 0.0458810... |

 C5SM003T - MEAN RATE CHG SMOKE: TOTAL, W5

| | |
|----------|--|
| Type | Numeric (Double) |
| C5SM003T | Mean annualized rate of change:1996-2012 - people who currently smoke: Total |
| Notes | -3.25: -3.25 and less. 0.8: 0.8 and greater. |

| | | | Frequency | % of total | % of valid |
|---------|----|-----------------|-----------|------------|------------|
| Missing | . | missing | 3 | 0.02% | |
| | 98 | geocode missing | 928 | 7.54% | |
| Total | | | 931 | 7.57% | |

| Valid | Invalid | Minimum | Maximum | Mean | StdDev |
|-------|---------|---------|---------|--------------|--------------|
| 11369 | 931 | -3.25 | 0.8 | -1.290768... | 0.6707725... |

 C5SM003M - MEAN RATE CHG SMOKE: MALE, W5

| | |
|----------|---|
| Type | Numeric (Double) |
| C5SM003M | Mean annualized rate of change:1996-2012 - people who currently smoke: Male |
| Notes | -3.24: -3.24 and less. |

| | | | Frequency | % of total | % of valid |
|---------|----|-----------------|-----------|------------|------------|
| Missing | . | missing | 3 | 0.02% | |
| | 98 | geocode missing | 928 | 7.54% | |
| Total | | | 931 | 7.57% | |

| Valid | Invalid | Minimum | Maximum | Mean | StdDev |
|-------|---------|---------|---------|------|--------|
|-------|---------|---------|---------|------|--------|

| | | | | | |
|-------|-----|-------|------|--------------|--------------|
| 11369 | 931 | -3.24 | 0.42 | -1.288228... | 0.6087857... |
|-------|-----|-------|------|--------------|--------------|

C5SM003F - MEAN RATE CHG SMOKE: FEMALE, W5

| | |
|----------|---|
| Type | Numeric (Double) |
| C5SM003F | Mean annualized rate of change:1996-2012 - people who currently smoke: Female |

| | | | Frequency | % of total | % of valid |
|---------|----|-----------------|-----------|------------|------------|
| Missing | . | missing | 3 | 0.02% | |
| | 98 | geocode missing | 928 | 7.54% | |
| Total | | | 931 | 7.57% | |

| Valid | Invalid | Minimum | Maximum | Mean | StdDev |
|-------|---------|---------|---------|--------------|--------------|
| 11369 | 931 | -3.72 | 1.57 | -1.311869... | 0.9132269... |

C5SM004T - MEAN RATE CHG SMOKE DAILY: TOTAL, W5

| | |
|----------|--|
| Type | Numeric (Double) |
| C5SM004T | Mean annualized rate of change:1996-2012 - people who smoke daily: Total |
| Notes | -4.3: -4.3 and less. 0.029: 0.029 and greater. |

| | | | Frequency | % of total | % of valid |
|---------|----|-----------------|-----------|------------|------------|
| Missing | . | missing | 3 | 0.02% | |
| | 98 | geocode missing | 928 | 7.54% | |
| Total | | | 931 | 7.57% | |

| Valid | Invalid | Minimum | Maximum | Mean | StdDev |
|-------|---------|---------|---------|--------------|--------------|
| 11369 | 931 | -4.3 | 0.29 | -2.281328... | 0.7760056... |

C5SM004M - MEAN RATE CHG SMOKE DAILY: MALE, W5

| | |
|----------|---|
| Type | Numeric (Double) |
| C5SM004M | Mean annualized rate of change:1996-2012 - people who smoke daily: Male |
| Notes | -4.69: -4.69 and less. 0.07: 0.07 and greater. |

| | | | Frequency | % of total | % of valid |
|---------|----|-----------------|-----------|------------|------------|
| Missing | . | missing | 3 | 0.02% | |
| | 98 | geocode missing | 928 | 7.54% | |
| Total | | | 931 | 7.57% | |

| Valid | Invalid | Minimum | Maximum | Mean | StdDev |
|-------|---------|---------|---------|--------------|--------------|
| 11369 | 931 | -4.69 | 0.07 | -2.381524... | 0.7405932... |

C5SM004F - MEAN RATE CHG SMOKE DAILY: FEMALE, W5

| | |
|------|------------------|
| Type | Numeric (Double) |
|------|------------------|

| | |
|----------|--|
| C5SM004F | Mean annualized rate of change:1996-2012 - people who smoke daily: Female |
| Notes | -4.45: -4.45 and less. 0.92: 0.92 and greater. |

| | | | Frequency | % of total | % of valid |
|---------|----|-----------------|-----------|------------|------------|
| Missing | . | missing | 3 | 0.02% | |
| | 98 | geocode missing | 928 | 7.54% | |
| Total | | | 931 | 7.57% | |

| Valid | Invalid | Minimum | Maximum | Mean | StdDev |
|-------|---------|---------|---------|--------------|--------------|
| 11369 | 931 | -4.45 | 0.92 | -2.164563... | 0.9640155... |

C5OP001M - OBESITY: MALE, W5

| | |
|----------|--|
| Type | Numeric (Double) |
| C5OP001M | Prevalence of obesity: Male |
| Notes | 0.22: 0.22 and less. 0.454: 0.454 and greater. |

| | | | Frequency | % of total | % of valid |
|---------|----|-----------------|-----------|------------|------------|
| Missing | . | missing | 3 | 0.02% | |
| | 98 | geocode missing | 928 | 7.54% | |
| Total | | | 931 | 7.57% | |

| Valid | Invalid | Minimum | Maximum | Mean | StdDev |
|-------|---------|---------|---------|--------------|--------------|
| 11369 | 931 | 0.22 | 0.454 | 0.3380913... | 0.0442439... |

C5OP001F - OBESITY: FEMALE, W5

| | |
|----------|-------------------------------|
| Type | Numeric (Double) |
| C5OP001F | Prevalence of obesity: Female |
| Notes | 0.21: 0.21 and less. |

| | | | Frequency | % of total | % of valid |
|---------|----|-----------------|-----------|------------|------------|
| Missing | . | missing | 3 | 0.02% | |
| | 98 | geocode missing | 928 | 7.54% | |
| Total | | | 931 | 7.57% | |

| Valid | Invalid | Minimum | Maximum | Mean | StdDev |
|-------|---------|---------|---------|--------------|--------------|
| 11369 | 931 | 0.21 | 0.562 | 0.3623846... | 0.0559620... |

C5OP002M - PHYSICAL ACTIVITY: MALE, W5

| | |
|----------|--|
| Type | Numeric (Double) |
| C5OP002M | Prevalence of physical activity: Male |
| Notes | 0.586: 0.586 and less. 0.871: 0.871 and greater. |

| | | | Frequency | % of total | % of valid |
|---------|----|-----------------|-----------|------------|------------|
| Missing | . | missing | 3 | 0.02% | |
| | 98 | geocode missing | 928 | 7.54% | |
| Total | | | 931 | 7.57% | |

| Valid | Invalid | Minimum | Maximum | Mean | StdDev |
|-------|---------|---------|---------|--------------|--------------|
| 11369 | 931 | 0.586 | 0.871 | 0.7767006... | 0.0450253... |

C5OP002F - PHYSICAL ACTIVITY: FEMALE, W5

| | |
|----------|--|
| Type | Numeric (Double) |
| C5OP002F | Prevalence of physical activity: Female |
| Notes | 0.549: 0.549 and less. 0.863: 0.863 and greater. |

| | | | Frequency | % of total | % of valid |
|---------|----|-----------------|-----------|------------|------------|
| Missing | . | missing | 3 | 0.02% | |
| | 98 | geocode missing | 928 | 7.54% | |
| Total | | | 931 | 7.57% | |

| Valid | Invalid | Minimum | Maximum | Mean | StdDev |
|-------|---------|---------|---------|--------------|--------------|
| 11369 | 931 | 0.549 | 0.863 | 0.7391625... | 0.0535235... |

C5HR001 - CO HEALTH OUTCOME RANKING QUARTILE, W5

| | |
|---------|--|
| Type | Numeric (Double) |
| C5HR001 | County health outcome ranking quartile |

| | | | Frequency | % of total | % of valid |
|---------|----|-------------------|-----------|------------|------------|
| Missing | . | missing | 3 | 0.02% | |
| | 96 | missing in source | 5 | 0.04% | |
| | 98 | geocode missing | 928 | 7.54% | |
| Total | | | 936 | 7.61% | |

| Valid | Invalid | Minimum | Maximum | Mean | StdDev |
|-------|---------|---------|---------|--------------|--------------|
| 11364 | 936 | 1 | 4 | 2.0864132... | 1.0477948... |

C5HR002 - CO HEALTH FACTOR RANKING QUARTILE, W5

| | |
|---------|---------------------------------------|
| Type | Numeric (Double) |
| C5HR002 | County health factor ranking quartile |

| | | | Frequency | % of total | % of valid |
|---------|----|-------------------|-----------|------------|------------|
| Missing | . | missing | 3 | 0.02% | |
| | 96 | missing in source | 5 | 0.04% | |
| | 98 | geocode missing | 928 | 7.54% | |
| Total | | | 936 | 7.61% | |

| Valid | Invalid | Minimum | Maximum | Mean | StdDev |
|-------|---------|---------|---------|--------------|--------------|
| 11364 | 936 | 1 | 4 | 2.2000175... | 1.0867648... |

C5EC001 - COUNTY RELATIVE MOBILITY, W5

| | |
|---------|--|
| Type | Numeric (Double) |
| C5EC001 | County relative mobility |
| Notes | 0.11: 0.11 and less. 0.514: 0.514 and greater. |

| | | | Frequency | % of total | % of valid |
|---------|----|-------------------|-----------|------------|------------|
| Missing | . | missing | 3 | 0.02% | |
| | 96 | missing in source | 16 | 0.13% | |
| | 98 | geocode missing | 928 | 7.54% | |
| Total | | | 947 | 7.7% | |

| Valid | Invalid | Minimum | Maximum | Mean | StdDev |
|-------|---------|---------|---------|--------------|--------------|
| 11353 | 947 | 0.11 | 0.514 | 0.3229383... | 0.0642717... |

C5EC002 - COUNTY ABSOLUTE MOBILITY, W5

| | |
|---------|--|
| Type | Numeric (Double) |
| C5EC002 | County absolute mobility |
| Notes | 32.2: 32.2 and less. 56.2: 56.2 and greater. |

| | | | Frequency | % of total | % of valid |
|---------|-----|-------------------|-----------|------------|------------|
| Missing | . | missing | 3 | 0.02% | |
| | 996 | missing in source | 16 | 0.13% | |
| | 998 | geocode missing | 928 | 7.54% | |
| Total | | | 947 | 7.7% | |

| Valid | Invalid | Minimum | Maximum | Mean | StdDev |
|-------|---------|---------|---------|--------------|--------------|
| 11353 | 947 | 32.2 | 56.2 | 41.452382... | 3.7929413... |

C5EC003T - CE CHILD RESID - ADULT INC: TOTAL, W5

| | |
|----------|--|
| Type | Numeric (Double) |
| C5EC003T | Effect of county of childhood residence on adult household income at p25: Total |
| Notes | 1.43: 1.43 and greater. |

| | | | Frequency | % of total | % of valid |
|---------|----|-------------------|-----------|------------|------------|
| Missing | . | missing | 3 | 0.02% | |
| | 96 | missing in source | 23 | 0.19% | |
| | 98 | geocode missing | 928 | 7.54% | |
| Total | | | 954 | 7.76% | |

| Valid | Invalid | Minimum | Maximum | Mean | StdDev |
|-------|---------|---------|---------|--------------|--------------|
| 11346 | 954 | -1.07 | 1.43 | -0.085113... | 0.3923136... |

C5EC003M - CE CHILD RESID - ADULT INC: MALE, W5

| | |
|----------|--|
| Type | Numeric (Double) |
| C5EC003M | Effect of county of childhood residence on adult household income at p25: Male |
| Notes | 1.23: 1.23 and greater. |

| | | | Frequency | % of total | % of valid |
|---------|----|-------------------|-----------|------------|------------|
| Missing | . | missing | 3 | 0.02% | |
| | 96 | missing in source | 66 | 0.54% | |
| | 98 | geocode missing | 928 | 7.54% | |
| Total | | | 997 | 8.11% | |

| Valid | Invalid | Minimum | Maximum | Mean | StdDev |
|-------|---------|---------|---------|--------------|--------------|
| 11303 | 997 | -1.62 | 1.23 | -0.102204... | 0.5093475... |

C5EC003F - CE CHILD RESID - ADULT INC: FEMALE, W5

| | |
|----------|--|
| Type | Numeric (Double) |
| C5EC003F | Effect of county of childhood residence on adult household income at p25: Female |
| Notes | 1.25: 1.25 and greater. |

| | | | Frequency | % of total | % of valid |
|---------|----|-------------------|-----------|------------|------------|
| Missing | . | missing | 3 | 0.02% | |
| | 96 | missing in source | 63 | 0.51% | |
| | 98 | geocode missing | 928 | 7.54% | |
| Total | | | 994 | 8.08% | |

| Valid | Invalid | Minimum | Maximum | Mean | StdDev |
|-------|---------|---------|---------|--------------|--------------|
| 11306 | 994 | -1.157 | 1.25 | -0.082671... | 0.3724997... |

C5EC004 - COUNTY GINI COEFFICIENT, W5

| | |
|---------|--|
| Type | Numeric (Double) |
| C5EC004 | County Gini coefficient |
| Notes | 0.221: 0.221 and less. 0.819: 0.819 and greater. |

| | | | Frequency | % of total | % of valid |
|---------|----|-------------------|-----------|------------|------------|
| Missing | . | missing | 3 | 0.02% | |
| | 96 | missing in source | 16 | 0.13% | |
| | 98 | geocode missing | 928 | 7.54% | |
| Total | | | 947 | 7.7% | |


| Valid | Invalid | Minimum | Maximum | Mean | StdDev |
|-------|---------|---------|---------|--------------|--------------|
| 11353 | 947 | 0.221 | 0.819 | 0.4614581... | 0.1081557... |

 S5HI0114 - MEDICAID HEA INSURANCE PROP: 2014, W5

| | |
|----------|---|
| Type | Numeric (Double) |
| S5HI0114 | Proportion covered by Medicaid health insurance: 2014 |

| | | | Frequency | % of total | % of valid |
|---------|----|-----------------|-----------|------------|------------|
| Missing | . | missing | 3 | 0.02% | |
| | 98 | geocode missing | 928 | 7.54% | |
| Total | | | 931 | 7.57% | |

| Valid | Invalid | Minimum | Maximum | Mean | StdDev |
|-------|---------|---------|---------|--------------|--------------|
| 11369 | 931 | 0.09 | 0.29 | 0.2029817... | 0.0384843... |

 S5HI0115 - MEDICAID HEA INSURANCE PROP: 2015, W5

| | |
|----------|---|
| Type | Numeric (Double) |
| S5HI0115 | Proportion covered by Medicaid health insurance: 2015 |

| | | | Frequency | % of total | % of valid |
|---------|----|-----------------|-----------|------------|------------|
| Missing | . | missing | 3 | 0.02% | |
| | 98 | geocode missing | 928 | 7.54% | |
| Total | | | 931 | 7.57% | |

| Valid | Invalid | Minimum | Maximum | Mean | StdDev |
|-------|---------|---------|---------|--------------|--------------|
| 11369 | 931 | 0.1 | 0.29 | 0.1955026... | 0.0480963... |

 S5HI0116 - MEDICAID HEA INSURANCE PROP: 2016, W5

| | |
|----------|---|
| Type | Numeric (Double) |
| S5HI0116 | Proportion covered by Medicaid health insurance: 2016 |

| | | | Frequency | % of total | % of valid |
|---------|----|-----------------|-----------|------------|------------|
| Missing | . | missing | 3 | 0.02% | |
| | 98 | geocode missing | 928 | 7.54% | |
| Total | | | 931 | 7.57% | |

| Valid | Invalid | Minimum | Maximum | Mean | StdDev |
|-------|---------|---------|---------|--------------|--------------|
| 11369 | 931 | 0.1 | 0.31 | 0.1981862... | 0.0453976... |

 S5HI0117 - MEDICAID HEA INSURANCE PROP: 2017, W5

| | |
|----------|---|
| Type | Numeric (Double) |
| S5HI0117 | Proportion covered by Medicaid health insurance: 2017 |

| | | | Frequency | % of total | % of valid |
|--|--|--|-----------|------------|------------|
| | | | | | |

| | | | | | |
|---------|----|-----------------|-----|-------|--|
| Missing | . | missing | 3 | 0.02% | |
| | 98 | geocode missing | 928 | 7.54% | |
| | | Total | 931 | 7.57% | |

| Valid | Invalid | Minimum | Maximum | Mean | StdDev |
|-------|---------|---------|---------|--------------|--------------|
| 11369 | 931 | 0.11 | 0.34 | 0.2114046... | 0.0408358... |

 S5HI0214 - MEDICARE HEA INSURANCE PROP: 2014, W5

| | |
|----------|---|
| Type | Numeric (Double) |
| S5HI0214 | Proportion covered by Medicare health insurance: 2014 |

| | | | Frequency | % of total | % of valid |
|---------|----|-----------------|-----------|------------|------------|
| Missing | . | missing | 3 | 0.02% | |
| | 98 | geocode missing | 928 | 7.54% | |
| | | Total | 931 | 7.57% | |


| Valid | Invalid | Minimum | Maximum | Mean | StdDev |
|-------|---------|---------|---------|--------------|--------------|
| 11369 | 931 | 0.08 | 0.17 | 0.1332729... | 0.0238473... |

 S5HI0215 - MEDICARE HEA INSURANCE PROP: 2015, W5

| | |
|----------|---|
| Type | Numeric (Double) |
| S5HI0215 | Proportion covered by Medicare health insurance: 2015 |

| | | | Frequency | % of total | % of valid |
|---------|----|-----------------|-----------|------------|------------|
| Missing | . | missing | 3 | 0.02% | |
| | 98 | geocode missing | 928 | 7.54% | |
| | | Total | 931 | 7.57% | |

| Valid | Invalid | Minimum | Maximum | Mean | StdDev |
|-------|---------|---------|---------|--------------|--------------|
| 11369 | 931 | 0.09 | 0.19 | 0.1418928... | 0.0206782... |

 S5HI0216 - MEDICARE HEA INSURANCE PROP: 2016, W5

| | |
|----------|---|
| Type | Numeric (Double) |
| S5HI0216 | Proportion covered by Medicare health insurance: 2016 |

| | | | Frequency | % of total | % of valid |
|---------|----|-----------------|-----------|------------|------------|
| Missing | . | missing | 3 | 0.02% | |
| | 98 | geocode missing | 928 | 7.54% | |
| | | Total | 931 | 7.57% | |

| Valid | Invalid | Minimum | Maximum | Mean | StdDev |
|-------|---------|---------|---------|--------------|--------------|
| 11369 | 931 | 0.1 | 0.18 | 0.1448025... | 0.0200162... |

 S5HI0217 - MEDICARE HEA INSURANCE PROP: 2017, W5

| | |
|----------|---|
| Type | Numeric (Double) |
| S5HI0217 | Proportion covered by Medicare health insurance: 2017 |

| | | | Frequency | % of total | % of valid |
|---------|----|-----------------|-----------|------------|------------|
| Missing | . | missing | 3 | 0.02% | |
| | 98 | geocode missing | 928 | 7.54% | |
| Total | | | 931 | 7.57% | |

| Valid | Invalid | Minimum | Maximum | Mean | StdDev |
|-------|---------|---------|---------|--------------|--------------|
| 11369 | 931 | 0.08 | 0.18 | 0.1357260... | 0.0214002... |

S5HI0314 - EMPLOYER HEA INSURANCE PROP: 2014, W5

| | |
|----------|---|
| Type | Numeric (Double) |
| S5HI0314 | Proportion covered by Employer health insurance: 2014 |

| | | | Frequency | % of total | % of valid |
|---------|----|-----------------|-----------|------------|------------|
| Missing | . | missing | 3 | 0.02% | |
| | 98 | geocode missing | 928 | 7.54% | |
| Total | | | 931 | 7.57% | |

| Valid | Invalid | Minimum | Maximum | Mean | StdDev |
|-------|---------|---------|---------|--------------|--------------|
| 11369 | 931 | 0.37 | 0.6 | 0.4817670... | 0.0461084... |

S5HI0315 - EMPLOYER HEA INSURANCE PROP: 2015, W5

| | |
|----------|---|
| Type | Numeric (Double) |
| S5HI0315 | Proportion covered by Employer health insurance: 2015 |

| | | | Frequency | % of total | % of valid |
|---------|----|-----------------|-----------|------------|------------|
| Missing | . | missing | 3 | 0.02% | |
| | 98 | geocode missing | 928 | 7.54% | |
| Total | | | 931 | 7.57% | |

| Valid | Invalid | Minimum | Maximum | Mean | StdDev |
|-------|---------|---------|---------|--------------|--------------|
| 11369 | 931 | 0.37 | 0.61 | 0.4884721... | 0.0586164... |

S5HI0316 - EMPLOYER HEA INSURANCE PROP: 2016, W5

| | |
|----------|---|
| Type | Numeric (Double) |
| S5HI0316 | Proportion covered by Employer health insurance: 2016 |

| | | | Frequency | % of total | % of valid |
|---------|----|-----------------|-----------|------------|------------|
| Missing | . | missing | 3 | 0.02% | |
| | 98 | geocode missing | 928 | 7.54% | |
| Total | | | 931 | 7.57% | |

| Valid | Invalid | Minimum | Maximum | Mean | StdDev |
|-------|---------|---------|---------|--------------|--------------|
| 11369 | 931 | 0.36 | 0.6 | 0.4824716... | 0.0502612... |

S5HI0317 - EMPLOYER HEA INSURANCE PROP: 2017, W5

| | |
|----------|---|
| Type | Numeric (Double) |
| S5HI0317 | Proportion covered by Employer health insurance: 2017 |

| | | | Frequency | % of total | % of valid |
|---------|----|-----------------|-----------|------------|------------|
| Missing | . | missing | 3 | 0.02% | |
| | 98 | geocode missing | 928 | 7.54% | |
| Total | | | 931 | 7.57% | |

| Valid | Invalid | Minimum | Maximum | Mean | StdDev |
|-------|---------|---------|---------|--------------|--------------|
| 11369 | 931 | 0.36 | 0.6 | 0.4875556... | 0.0439310... |

S5HI0414 - NONGROUP HEA INSURANCE PROP: 2014, W5

| | |
|----------|--|
| Type | Numeric (Double) |
| S5HI0414 | Proportion covered by non-group health insurance: 2014 |

| | | | Frequency | % of total | % of valid |
|---------|----|-----------------|-----------|------------|------------|
| Missing | . | missing | 3 | 0.02% | |
| | 98 | geocode missing | 928 | 7.54% | |
| Total | | | 931 | 7.57% | |

| Valid | Invalid | Minimum | Maximum | Mean | StdDev |
|-------|---------|---------|---------|--------------|--------------|
| 11369 | 931 | 0.03 | 0.09 | 0.0596402... | 0.0118020... |

S5HI0415 - NONGROUP HEA INSURANCE PROP: 2015, W5

| | |
|----------|--|
| Type | Numeric (Double) |
| S5HI0415 | Proportion covered by non-group health insurance: 2015 |

| | | | Frequency | % of total | % of valid |
|---------|----|-----------------|-----------|------------|------------|
| Missing | . | missing | 3 | 0.02% | |
| | 98 | geocode missing | 928 | 7.54% | |
| Total | | | 931 | 7.57% | |

| Valid | Invalid | Minimum | Maximum | Mean | StdDev |
|-------|---------|---------|---------|--------------|--------------|
| 11369 | 931 | 0.03 | 0.1 | 0.0681731... | 0.0135803... |

S5HI0416 - NONGROUP HEA INSURANCE PROP: 2016, W5

| | |
|----------|--|
| Type | Numeric (Double) |
| S5HI0416 | Proportion covered by non-group health insurance: 2016 |

| | | | Frequency | % of total | % of valid |
|--|--|--|-----------|------------|------------|
|--|--|--|-----------|------------|------------|

| | | | | | |
|---------|----|-----------------|-----|-------|--|
| Missing | . | missing | 3 | 0.02% | |
| | 98 | geocode missing | 928 | 7.54% | |
| | | Total | 931 | 7.57% | |

| Valid | Invalid | Minimum | Maximum | Mean | StdDev |
|-------|---------|---------|---------|--------------|--------------|
| 11369 | 931 | 0.03 | 0.1 | 0.0731832... | 0.0168386... |

 S5HI0417 - NONGROUP HEA INSURANCE PROP: 2017, W5

| | |
|----------|--|
| Type | Numeric (Double) |
| S5HI0417 | Proportion covered by non-group health insurance: 2017 |
| Notes | 0.04:0.04 and less. |

| | | | Frequency | % of total | % of valid |
|---------|----|-----------------|-----------|------------|------------|
| Missing | . | missing | 3 | 0.02% | |
| | 98 | geocode missing | 928 | 7.54% | |
| | | Total | 931 | 7.57% | |

| Valid | Invalid | Minimum | Maximum | Mean | StdDev |
|-------|---------|---------|---------|--------------|--------------|
| 11369 | 931 | 0.04 | 0.1 | 0.0638068... | 0.0129336... |

 S5HI0514 - OTH PUBLIC HEA INSURANCE PROP: 2014, W5

| | |
|----------|---|
| Type | Numeric (Double) |
| S5HI0514 | Proportion covered by other public health insurance: 2014 |

| | | | Frequency | % of total | % of valid |
|---------|----|-------------------|-----------|------------|------------|
| Missing | . | missing | 3 | 0.02% | |
| | 96 | missing in source | 1251 | 10.17% | |
| | 98 | geocode missing | 928 | 7.54% | |
| | | Total | 2,182 | 17.74% | |

| Valid | Invalid | Minimum | Maximum | Mean | StdDev |
|-------|---------|---------|---------|--------------|--------------|
| 10118 | 2182 | 0.01 | 0.07 | 0.0209112... | 0.0113417... |

 S5HI0515 - OTH PUBLIC HEA INSURANCE PROP: 2015, W5

| | |
|----------|---|
| Type | Numeric (Double) |
| S5HI0515 | Proportion covered by other public health insurance: 2015 |

| | | | Frequency | % of total | % of valid |
|---------|----|-------------------|-----------|------------|------------|
| Missing | . | missing | 3 | 0.02% | |
| | 96 | missing in source | 3515 | 28.58% | |
| | 98 | geocode missing | 928 | 7.54% | |
| | | Total | 4,446 | 36.15% | |

| Valid | Invalid | Minimum | Maximum | Mean | StdDev |
|-------|---------|---------|---------|------|--------|
|-------|---------|---------|---------|------|--------|

| | | | | | |
|------|------|------|------|--------------|--------------|
| 7854 | 4446 | 0.01 | 0.08 | 0.0241405... | 0.0120355... |
|------|------|------|------|--------------|--------------|

S5HI0516 - OTH PUBLIC HEA INSURANCE PROP: 2016, W5

| | |
|----------|---|
| Type | Numeric (Double) |
| S5HI0516 | Proportion covered by other public health insurance: 2016 |

| | | | Frequency | % of total | % of valid |
|---------|----|-------------------|-----------|------------|------------|
| Missing | . | missing | 3 | 0.02% | |
| | 96 | missing in source | 2968 | 24.13% | |
| | 98 | geocode missing | 928 | 7.54% | |
| Total | | | 3,899 | 31.7% | |

| Valid | Invalid | Minimum | Maximum | Mean | StdDev |
|-------|---------|---------|---------|--------------|--------------|
| 8401 | 3899 | 0.01 | 0.08 | 0.0233722... | 0.0134861... |

S5HI0517 - OTH PUBLIC HEA INSURANCE PROP: 2017, W5

| | |
|----------|---|
| Type | Numeric (Double) |
| S5HI0517 | Proportion covered by other public health insurance: 2017 |
| Notes | 0.05: 0.05 and greater. |

| | | | Frequency | % of total | % of valid |
|---------|----|-----------------|-----------|------------|------------|
| Missing | . | missing | 3 | 0.02% | |
| | 98 | geocode missing | 928 | 7.54% | |
| Total | | | 931 | 7.57% | |

| Valid | Invalid | Minimum | Maximum | Mean | StdDev |
|-------|---------|---------|---------|--------------|--------------|
| 11369 | 931 | 0.01 | 0.05 | 0.0157991... | 0.0076401... |

S5HI0614 - UNINSURED PROP: 2014, W5

| | |
|----------|----------------------------|
| Type | Numeric (Double) |
| S5HI0614 | Proportion uninsured: 2014 |

| | | | Frequency | % of total | % of valid |
|---------|----|-----------------|-----------|------------|------------|
| Missing | . | missing | 3 | 0.02% | |
| | 98 | geocode missing | 928 | 7.54% | |
| Total | | | 931 | 7.57% | |

| Valid | Invalid | Minimum | Maximum | Mean | StdDev |
|-------|---------|---------|---------|--------------|--------------|
| 11369 | 931 | 0.04 | 0.17 | 0.1038376... | 0.0328301... |

S5HI0615 - UNINSURED PROP: 2015, W5

| | |
|----------|----------------------------|
| Type | Numeric (Double) |
| S5HI0615 | Proportion uninsured: 2015 |

| | | | Frequency | % of total | % of valid |
|---------|----|-----------------|-----------|------------|------------|
| Missing | . | missing | 3 | 0.02% | |
| | 98 | geocode missing | 928 | 7.54% | |
| Total | | | 931 | 7.57% | |

| Valid | Invalid | Minimum | Maximum | Mean | StdDev |
|-------|---------|---------|---------|--------------|--------------|
| 11369 | 931 | 0.04 | 0.16 | 0.0838376... | 0.0275801... |

S5HI0616 - UNINSURED PROP: 2016, W5

| | |
|----------|----------------------------|
| Type | Numeric (Double) |
| S5HI0616 | Proportion uninsured: 2016 |

| | | | Frequency | % of total | % of valid |
|---------|----|-----------------|-----------|------------|------------|
| Missing | . | missing | 3 | 0.02% | |
| | 98 | geocode missing | 928 | 7.54% | |
| Total | | | 931 | 7.57% | |

| Valid | Invalid | Minimum | Maximum | Mean | StdDev |
|-------|---------|---------|---------|--------------|--------------|
| 11369 | 931 | 0.05 | 0.15 | 0.0803148... | 0.0227248... |

S5HI0617 - UNINSURED PROP: 2017, W5

| | |
|----------|----------------------------|
| Type | Numeric (Double) |
| S5HI0617 | Proportion uninsured: 2017 |

| | | | Frequency | % of total | % of valid |
|---------|----|-----------------|-----------|------------|------------|
| Missing | . | missing | 3 | 0.02% | |
| | 98 | geocode missing | 928 | 7.54% | |
| Total | | | 931 | 7.57% | |

| Valid | Invalid | Minimum | Maximum | Mean | StdDev |
|-------|---------|---------|---------|--------------|--------------|
| 11369 | 931 | 0.03 | 0.17 | 0.0862987... | 0.0343293... |

S5CT001 - STATE CIGARETTE TAX PER PACK, W5 2008

| | |
|---------|------------------------|
| Type | Numeric (Double) |
| S5CT001 | Cigarette tax per pack |

| | | | Frequency | % of total | % of valid |
|---------|----|-----------------|-----------|------------|------------|
| Missing | . | missing | 3 | 0.02% | |
| | 98 | geocode missing | 928 | 7.54% | |
| Total | | | 931 | 7.57% | |

| Valid | Invalid | Minimum | Maximum | Mean | StdDev |
|-------|---------|---------|---------|--------------|--------------|
| 11369 | 931 | 0.17 | 4.35 | 1.4691213... | 1.0043910... |