

 Wave IV Constructed Variables**Title**

Wave IV Constructed Variables

**Abstract**

This file contains constructed variables on stress, depression, mastery, personality, arrest history, sexual behavior, smoking, and substance abuse created by Wave IV collaborators.

Variables: 49

Observations: 15,701

**Variables** Wave IV Constructed Variables

- C4VAR001 - COHEN PERCEIVED STRESS SCALE-W4
- C4VAR002 - CESD DEPRESSION SCALE-W4
- C4VAR003 - MASTERY SCALE-W4
- C4VAR004 - EXTRAVERSION-W4
- C4VAR005 - NEUROTICISM-W4
- C4VAR006 - AGREEABLENESS-W4
- C4VAR007 - CONSCIENTIOUSNESS-W4
- C4VAR008 - OPEN TO EXPER/INTELLECT/IMMAGINATION-W4
- C4VAR009 - ANXIOUS-W4
- C4VAR010 - OPTIMISTIC-W4
- C4VAR011 - ANGRY HOSTILITY-W4
- C4VAR012 - ARRESTED NEVER, ONCE, MORE THAN ONCE-W4
- C4VAR013 - EVER ARRESTED-W4
- C4VAR014 - ADOLESCENT AND ADULT SEXUAL ACTIVITY-W4
- C4VAR015 - FAGERSTROM TEST NICOTINE DEPENDENCE-W4
- C4VAR016 - HEAVY SMOKING INDEX-W4
- C4VAR017 - NICOTINE DEPENDENCE DX FAGERSTROM-W4
- C4VAR018 - NICOTINE DEPENDENCE DX HSI-W4
- C4VAR019 - NUM DSM4 ALCOHOL ABUSE SYMPTOMS-W4
- C4VAR020 - NUM DSM4 ALCOHOL DEPENDENCE SYMPTOMS-W4
- C4VAR021 - 3+ ALCOHOL SYMP CLUSTER SINGLE YEAR-W4
- C4VAR022 - AGE ONSET ALCOHOL DEPEND W/CLUSTER-W4
- C4VAR023 - DSM4 LIFETIME DX ALCOHL ABUSE/DEPEND-W4
- C4VAR024 - NUM DSM4 CANNABIS ABUSE SYMPTOMS-W4
- C4VAR025 - NUM DSM4 CANNABIS DEPENDENCE SYMPTOMS-W4

- C4VAR026 - 3+ CANNABIS SYMPT CLUSTER SINGLE YEAR-W4
- C4VAR027 - AGE ONSET CANNABIS DEPEND W/CLUSTER-W4
- C4VAR028 - DSM4 LIFETIM DX CANNABIS ABUSE/DEPEND-W4
- C4VAR029 - NUM OF DSM4 OTHER DRUG ABUSE SYMPT-W4
- C4VAR030 - NUM DSM4 OTHER DRUG DEPEND SYMPTOMS-W4
- C4VAR031 - 3+ OTHR DRUG SYMPT CLUSTER SINGLE YR-W4
- C4VAR032 - AGE ONSET OTHER DEPEND W/CLUSTER-W4
- C4VAR033 - DSM4 LIFETIM DX OTHR DRUG ABUSE/DEPND-W4
- C4VAR034 - OBESE-W4
- C4VAR035 - DAILY SMOKER-W4
- C4VAR036 - PHYSICAL ACTIVITY-W4
- C4VAR037 - EVER MARRIED-W4
- C4VAR038 - SOME COLLEGE-W4
- C4VAR039 - COLLEGE DEGREE-W4
- C4VAR040 - MIDPOINT OF HOUSEHOLD INCOME-W4
- C4VAR041 - MIDPOINT OF PERSONAL EARNINGS-W4
- C4VAR042 - MIDPOINT OF HOUSEHOLD ASSETS-W4
- C4VAR043 - OWN HOUSE-W4
- C4VAR044 - DEPRESSION-W4
- C4VAR045 - HYPERTENSION STAGE 1-W4
- C4VAR046 - HYPERTENSION STAGE 2-W4
- C4VAR047 - HIGH BLOOD CHOLESTEROL/TRIG/LIPIDS-W4
- C4VAR048 - SLEEP PROBLEMS-W4

 C4VAR001 - COHEN PERCEIVED STRESS SCALE-W4

Type	Numeric (Double)
C4VAR001	Cohen Perceived Stress Scale

 C4VAR002 - CESD DEPRESSION SCALE-W4

Type	Numeric (Double)
C4VAR002	CESD Depression Scale

 C4VAR003 - MASTERY SCALE-W4

Type	Numeric (Double)
C4VAR003	Mastery Scale

 C4VAR004 - EXTRAVERSION-W4

Type	Numeric (Double)
C4VAR004	Extraversion Personality Scale

 C4VAR005 - NEUROTICISM-W4

Type	Numeric (Double)
------	------------------

C4VAR005	Neuroticism Personality Scale
----------	-------------------------------

#### C4VAR006 - AGREEABLENESS-W4

Type	Numeric (Double)
C4VAR006	Agreeableness Personality Scale

#### C4VAR007 - CONSCIENTIOUSNESS-W4

Type	Numeric (Double)
C4VAR007	Conscientiousness Personality Scale

#### C4VAR008 - OPEN TO EXPER/INTELLECT/IMMAGINATION-W4

Type	Numeric (Double)
C4VAR008	Open to Experience/Intellect/Imagination Personality Scale

#### C4VAR009 - ANXIOUS-W4

Type	Numeric (Double)
C4VAR009	Anxious Personality Scale

#### C4VAR010 - OPTIMISTIC-W4

Type	Numeric (Double)
C4VAR010	Optimistic Personality Scale

#### C4VAR011 - ANGRY HOSTILITY-W4

Type	Numeric (Double)
C4VAR011	Angry Hostility Personality Scale

#### C4VAR012 - ARRESTED NEVER, ONCE, MORE THAN ONCE-W4

Type	Code
Measurement Unit	numeric
C4VAR012	Arrested Never, Once, More Than Once
0	no arrests
1	arrested once
2	arrested more than once

#### C4VAR013 - EVER ARRESTED-W4

Type	Code
Measurement Unit	numeric

C4VAR013	Ever Arrested
0	no arrests
1	arrested once or more

#### C4VAR014 - ADOLESCENT AND ADULT SEXUAL ACTIVITY-W4

Type	Numeric (Double)
C4VAR014	Adolescent and Adult Sexual Activity

#### C4VAR015 - FAGERSTROM TEST NICOTINE DEPENDENCE-W4

Type	Numeric (Double)
C4VAR015	Fagerstrom Test For Nicotine Dependence

#### C4VAR016 - HEAVY SMOKING INDEX-W4

Type	Numeric (Double)
C4VAR016	Heavy Smoking Index

#### C4VAR017 - NICOTINE DEPENDENCE DX FAGERSTROM-W4

Type	Code
Measurement Unit	numeric
C4VAR017	Nicotine Dependence Diagnosis From Fagerstrom Scale
1	not nicotine dependent
2	nicotine dependent

#### C4VAR018 - NICOTINE DEPENDENCE DX HSI-W4

Type	Code
Measurement Unit	numeric
C4VAR018	Nicotine Dependence Diagnosis From Heavy Smoking Index Scale
1	not nicotine dependent
2	nicotine dependent

#### C4VAR019 - NUM DSM4 ALCOHOL ABUSE SYMPTOMS-W4

Type	Numeric (Double)
C4VAR019	Number of DSM4 Alcohol Abuse Symptoms

#### C4VAR020 - NUM DSM4 ALCOHOL DEPENDENCE SYMPTOMS-W4

Type	Numeric (Double)
------	------------------

C4VAR020	Number of DSM4 Alcohol Dependence Symptoms
----------	--

#### C4VAR021 - 3+ ALCOHOL SYMP CLUSTER SINGLE YEAR-W4

Type	Code
Measurement Unit	numeric
C4VAR021	3+ Alcohol Dependence Symptoms Clustered in a Single Year
0	met 3+ symptom criteria but no clustering
1	met 3+ symptom criteria and clustering criterion met

#### C4VAR022 - AGE ONSET ALCOHOL DEPEND W/CLUSTER-W4

Type	Numeric (Double)
C4VAR022	Age of Onset of 3+ Alcohol Dependence Symptoms That Clustered in a Single Year

#### C4VAR023 - DSM4 LIFETIME DX ALCOHL ABUSE/DEPEND-W4

Type	Code
Measurement Unit	numeric
C4VAR023	DSM4 Lifetime Diagnosis of Alcohol Abuse or Dependence
1	no abuse/dependence
2	DSM4 abuse diagnosis
3	DSM4 dependence with no physiological symptoms
4	DSM4 dependence with physiological symptoms
5	DSM4 dependence with clustering

#### C4VAR024 - NUM DSM4 CANNABIS ABUSE SYMPTOMS-W4

Type	Numeric (Double)
C4VAR024	Number of DSM4 Cannabis Abuse Symptoms

#### C4VAR025 - NUM DSM4 CANNABIS DEPENDENCE SYMPTOMS-W4

Type	Numeric (Double)
C4VAR025	Number of DSM4 Cannabis Dependence Symptoms

#### C4VAR026 - 3+ CANNABIS SYMPT CLUSTER SINGLE YEAR-W4

Type	Code
Measurement Unit	numeric
C4VAR026	3+ Cannabis Dependence Symptoms Clustered in a Single Year

0	met 3+ symptom criteria but no clustering
1	met 3+ symptom criteria and clustering criterion met

#### C4VAR027 - AGE ONSET CANNABIS DEPEND W/CLUSTER-W4

Type	Numeric (Double)
C4VAR027	Age of Onset of 3+ Cannabis Dependence Symptoms That Clustered in a Single Year

#### C4VAR028 - DSM4 LIFETIM DX CANNABIS ABUSE/DEPEND-W4

Type	Code
Measurement Unit	numeric
C4VAR028	DSM4 Lifetime Diagnosis of Cannabis Abuse or Dependence
1	no abuse/dependence
2	DSM4 abuse diagnosis
3	DSM4 dependence with no physiological symptoms
4	DSM4 dependence with physiological symptoms
5	DSM4 dependence with clustering

#### C4VAR029 - NUM OF DSM4 OTHER DRUG ABUSE SYMPT-W4

Type	Numeric (Double)
C4VAR029	Number of DSM4 Other Drug Abuse Symptoms

#### C4VAR030 - NUM DSM4 OTHER DRUG DEPEND SYMPTOMS-W4

Type	Numeric (Double)
C4VAR030	Number of DSM4 Other Drug Dependence Symptoms

#### C4VAR031 - 3+ OTHR DRUG SYMPT CLUSTER SINGLE YR-W4

Type	Code
Measurement Unit	numeric
C4VAR031	3+ Other Drug Dependence Symptoms Clustered in a Single Year
0	met 3+ symptom criteria but no clustering
1	met 3+ symptom criteria and clustering criterion met

#### C4VAR032 - AGE ONSET OTHER DEPEND W/CLUSTER-W4

Type	Numeric (Double)
C4VAR032	Age of Onset of 3+ Other Drug Dependence Symptoms That Clustered in a Single Year

#### C4VAR033 - DSM4 LIFETIM DX OTHR DRUG ABUSE/DEPND-W4

Type	Code
Measurement Unit	numeric
C4VAR033	DSM4 Lifetime Diagnosis of Other Drug Abuse or Dependence
1	no abuse/dependence
2	DSM4 abuse diagnosis
3	DSM4 dependence with no physiological symptoms
4	DSM4 dependence with physiological symptoms
5	DSM4 dependence with clustering

#### C4VAR034 - OBESE-W4

Type	Code
Measurement Unit	numeric
C4VAR034	Obese at Wave IV
0	not obese
1	obese

#### C4VAR035 - DAILY SMOKER-W4

Type	Code
Measurement Unit	numeric
C4VAR035	Daily Smoker at Wave IV
0	not a daily smoker
1	daily smoker

#### C4VAR036 - PHYSICAL ACTIVITY-W4

Type	Code
Measurement Unit	numeric
C4VAR036	Physical Activity
0	bouts of physical activity
1	no bouts of physical activity

 C4VAR037 - EVER MARRIED-W4

Type	Code
Measurement Unit	numeric
C4VAR037	Ever Married
0	never married
1	married once or more

 C4VAR038 - SOME COLLEGE-W4

Type	Code
Measurement Unit	numeric
C4VAR038	Some College
0	has not attended college
1	attended some college

 C4VAR039 - COLLEGE DEGREE-W4

Type	Code
Measurement Unit	numeric
C4VAR039	College Degree
0	no college degree
1	college degree or higher

 C4VAR040 - MIDPOINT OF HOUSEHOLD INCOME-W4

Type	Code
Measurement Unit	numeric
C4VAR040	Midpoint Household Income
2500	less than \$5,000
7500	\$5,000 to \$9,999
12500	\$10,000 to \$14,999
17500	\$15,000 to \$19,999
22500	\$20,000 to \$24,999
27500	\$25,000 to \$29,999
35000	\$30,000 to \$39,999
45000	\$40,000 to \$49,999
62500	\$50,000 to \$74,999



87500	\$75,000 to \$99,999
125000	\$100,000 to \$149,999
150000	\$150,000 or more


 C4VAR041 - MIDPOINT OF PERSONAL EARNINGS-W4

Type	Code
Measurement Unit	numeric
C4VAR041	Midpoint Personal Earnings
0	no earnings
2500	less than \$5,000
7500	\$5,000 to \$9,999
12500	\$10,000 to \$14,999
17500	\$15,000 to \$19,999
22500	\$20,000 to \$24,999
27500	\$25,000 to \$29,999
35000	\$30,000 to \$39,999
45000	\$40,000 to \$49,999
62500	\$50,000 to \$74,999
87500	\$75,000 to \$99,999
125000	\$100,000 to \$149,999
150000	\$150,000 or more

 C4VAR042 - MIDPOINT OF HOUSEHOLD ASSETS-W4

Type	Code
Measurement Unit	numeric
C4VAR042	Midpoint of Household Assets
2500	less than \$5,000
7500	\$5,000 to \$9,999
17500	\$10,000 to \$24,999
37500	\$25,000 to \$49,999
75000	\$50,000 to \$99,999
175000	\$100,000 to \$249,000

375000	\$250,000 to \$499,999
750000	\$500,000 to \$999,999
1000000	\$1,000,000 or more

 C4VAR043 - OWN HOUSE-W4

Type	Code
Measurement Unit	numeric
C4VAR043	Own House
0	no
1	yes

 C4VAR044 - DEPRESSION-W4

Type	Code
Measurement Unit	numeric
C4VAR044	Depression
0	no depression
1	yes depression

 C4VAR045 - HYPERTENSION STAGE 1-W4

Type	Code
Measurement Unit	numeric
C4VAR045	Hypertension Stage 1
0	no hypertension stage 1
1	has hypertension stage 1


 C4VAR046 - HYPERTENSION STAGE 2-W4

Type	Code
Measurement Unit	numeric
C4VAR046	Hypertension Stage 2
0	no hypertension stage 2
1	has hypertension stage 2

 C4VAR047 - HIGH BLOOD CHOLESTEROL/TRIG/LIPIDS-W4

Type	Code
Measurement Unit	numeric

C4VAR047	High Blood Cholesterol or Triglycerides or Lipids
0	no high cholesterol
1	has high cholesterol


	
Type	Code
Measurement Unit	numeric
C4VAR048	Sleep Problems
0	no sleep problem
1	sleep problem


## Logical Products

### Data Layouts



---


#### Wave IV Constructed Variables

	
Type	Numeric (Double)
C4VAR001	Cohen Perceived Stress Scale

	
Type	Numeric (Double)
C4VAR002	CESD Depression Scale

	
Type	Numeric (Double)
C4VAR003	Mastery Scale

	
Type	Numeric (Double)
C4VAR004	Extraversion Personality Scale

	
Type	Numeric (Double)
C4VAR005	Neuroticism Personality Scale

	
---	--

Type	Numeric (Double)
C4VAR006	Agreeableness Personality Scale

 C4VAR007 - CONSCIENTIOUSNESS-W4

Type	Numeric (Double)
C4VAR007	Conscientiousness Personality Scale

 C4VAR008 - OPEN TO EXPER/INTELLECT/IMMAGINATION-W4

Type	Numeric (Double)
C4VAR008	Open to Experience/Intellect/Imagination Personality Scale

 C4VAR009 - ANXIOUS-W4

Type	Numeric (Double)
C4VAR009	Anxious Personality Scale

 C4VAR010 - OPTIMISTIC-W4

Type	Numeric (Double)
C4VAR010	Optimistic Personality Scale

 C4VAR011 - ANGRY HOSTILITY-W4

Type	Numeric (Double)
C4VAR011	Angry Hostility Personality Scale

 C4VAR012 - ARRESTED NEVER, ONCE, MORE THAN ONCE-W4

Type	Code
Measurement Unit	numeric
C4VAR012	Arrested Never, Once, More Than Once
0	no arrests
1	arrested once
2	arrested more than once

 C4VAR013 - EVER ARRESTED-W4

Type	Code
Measurement Unit	numeric
C4VAR013	Ever Arrested
0	no arrests
1	arrested once or more

 C4VAR014 - ADOLESCENT AND ADULT SEXUAL ACTIVITY-W4

Type	Numeric (Double)
C4VAR014	Adolescent and Adult Sexual Activity

 C4VAR015 - FAGERSTROM TEST NICOTINE DEPENDENCE-W4

Type	Numeric (Double)
C4VAR015	Fagerstrom Test For Nicotine Dependence

 C4VAR016 - HEAVY SMOKING INDEX-W4

Type	Numeric (Double)
C4VAR016	Heavy Smoking Index

 C4VAR017 - NICOTINE DEPENDENCE DX FAGERSTROM-W4

Type	Code
Measurement Unit	numeric
C4VAR017	Nicotine Dependence Diagnosis From Fagerstrom Scale
1	not nicotine dependent
2	nicotine dependent

 C4VAR018 - NICOTINE DEPENDENCE DX HSI-W4

Type	Code
Measurement Unit	numeric
C4VAR018	Nicotine Dependence Diagnosis From Heavy Smoking Index Scale
1	not nicotine dependent
2	nicotine dependent

 C4VAR019 - NUM DSM4 ALCOHOL ABUSE SYMPTOMS-W4

Type	Numeric (Double)
C4VAR019	Number of DSM4 Alcohol Abuse Symptoms

 C4VAR020 - NUM DSM4 ALCOHOL DEPENDENCE SYMPTOMS-W4

Type	Numeric (Double)
C4VAR020	Number of DSM4 Alcohol Dependence Symptoms

 C4VAR021 - 3+ ALCOHOL SYMP CLUSTER SINGLE YEAR-W4

Type	Code
Measurement Unit	numeric

C4VAR021	3+ Alcohol Dependence Symptoms Clustered in a Single Year	
0	met 3+ symptom criteria but no clustering	
1	met 3+ symptom criteria and clustering criterion met	

 C4VAR022 - AGE ONSET ALCOHOL DEPEND W/CLUSTER-W4

Type	Numeric (Double)
C4VAR022	Age of Onset of 3+ Alcohol Dependence Symptoms That Clustered in a Single Year

 C4VAR023 - DSM4 LIFETIME DX ALCOHL ABUSE/DEPEND-W4

Type	Code
Measurement Unit	numeric
C4VAR023	DSM4 Lifetime Diagnosis of Alcohol Abuse or Dependence
1	no abuse/dependence
2	DSM4 abuse diagnosis
3	DSM4 dependence with no physiological symptoms
4	DSM4 dependence with physiological symptoms
5	DSM4 dependence with clustering

 C4VAR024 - NUM DSM4 CANNABIS ABUSE SYMPTOMS-W4

Type	Numeric (Double)
C4VAR024	Number of DSM4 Cannabis Abuse Symptoms

 C4VAR025 - NUM DSM4 CANNABIS DEPENDENCE SYMPTOMS-W4

Type	Numeric (Double)
C4VAR025	Number of DSM4 Cannabis Dependence Symptoms

 C4VAR026 - 3+ CANNABIS SYMPT CLUSTER SINGLE YEAR-W4


Type	Code
Measurement Unit	numeric
C4VAR026	3+ Cannabis Dependence Symptoms Clustered in a Single Year
0	met 3+ symptom criteria but no clustering
1	met 3+ symptom criteria and clustering criterion met

 C4VAR027 - AGE ONSET CANNABIS DEPEND W/CLUSTER-W4

Type	Numeric (Double)
C4VAR027	Age of Onset of 3+ Cannabis Dependence Symptoms That Clustered in a Single Year

 C4VAR028 - DSM4 LIFETIM DX CANNBIS ABUSE/DEPEND-W4

Type	Code
Measurement Unit	numeric
C4VAR028	DSM4 Lifetime Diagnosis of Cannabis Abuse or Dependence
1	no abuse/dependence
2	DSM4 abuse diagnosis
3	DSM4 dependence with no physiological symptoms
4	DSM4 dependence with physiological symptoms
5	DSM4 dependence with clustering

 C4VAR029 - NUM OF DSM4 OTHER DRUG ABUSE SYMPT-W4

Type	Numeric (Double)
C4VAR029	Number of DSM4 Other Drug Abuse Symptoms

 C4VAR030 - NUM DSM4 OTHER DRUG DEPEND SYMPTOMS-W4

Type	Numeric (Double)
C4VAR030	Number of DSM4 Other Drug Dependence Symptoms

 C4VAR031 - 3+ OTHR DRUG SYMPT CLUSTER SINGLE YR-W4

Type	Code
Measurement Unit	numeric
C4VAR031	3+ Other Drug Dependence Symptoms Clustered in a Single Year
0	met 3+ symptom criteria but no clustering
1	met 3+ symptom criteria and clustering criterion met

 C4VAR032 - AGE ONSET OTHER DEPEND W/CLUSTER-W4


Type	Numeric (Double)
C4VAR032	Age of Onset of 3+ Other Drug Dependence Symptoms That Clustered in a Single Year


 C4VAR033 - DSM4 LIFETIM DX OTHR DRUG ABUSE/DEPND-W4


Type	Code
------	------

Measurement Unit	numeric	
C4VAR033	DSM4 Lifetime Diagnosis of Other Drug Abuse or Dependence	
1	no abuse/dependence	
2	DSM4 abuse diagnosis	
3	DSM4 dependence with no physiological symptoms	
4	DSM4 dependence with physiological symptoms	
5	DSM4 dependence with clustering	

		
Type	Code	
Measurement Unit	numeric	
C4VAR034	Obese at Wave IV	
0	not obese	
1	obese	

		
Type	Code	
Measurement Unit	numeric	
C4VAR035	Daily Smoker at Wave IV	
0	not a daily smoker	
1	daily smoker	

		
Type	Code	
Measurement Unit	numeric	
C4VAR036	Physical Activity	
0	bouts of physical activity	
1	no bouts of physical activity	

		
Type	Code	
Measurement Unit	numeric	
C4VAR037	Ever Married	
0	never married	
1	married once or more	



 C4VAR038 - SOME COLLEGE-W4

Type	Code
Measurement Unit	numeric
C4VAR038	Some College
0	has not attended college
1	attended some college

 C4VAR039 - COLLEGE DEGREE-W4

Type	Code
Measurement Unit	numeric
C4VAR039	College Degree
0	no college degree
1	college degree or higher

 C4VAR040 - MIDPOINT OF HOUSEHOLD INCOME-W4

Type	Code
Measurement Unit	numeric
C4VAR040	Midpoint Household Income
2500	less than \$5,000
7500	\$5,000 to \$9,999
12500	\$10,000 to \$14,999
17500	\$15,000 to \$19,999
22500	\$20,000 to \$24,999
27500	\$25,000 to \$29,999
35000	\$30,000 to \$39,999
45000	\$40,000 to \$49,999
62500	\$50,000 to \$74,999
87500	\$75,000 to \$99,999
125000	\$100,000 to \$149,999
150000	\$150,000 or more


 C4VAR041 - MIDPOINT OF PERSONAL EARNINGS-W4

Type	Code
Measurement Unit	numeric

C4VAR041		Midpoint Personal Earnings
0	no earnings	
2500	less than \$5,000	
7500	\$5,000 to \$9,999	
12500	\$10,000 to \$14,999	
17500	\$15,000 to \$19,999	
22500	\$20,000 to \$24,999	
27500	\$25,000 to \$29,999	
35000	\$30,000 to \$39,999	
45000	\$40,000 to \$49,999	
62500	\$50,000 to \$74,999	
87500	\$75,000 to \$99,999	
125000	\$100,000 to \$149,999	
150000	\$150,000 or more	

 C4VAR042 - MIDPOINT OF HOUSEHOLD ASSETS-W4

Type	Code	
Measurement Unit	numeric	
C4VAR042		Midpoint of Household Assets
2500	less than \$5,000	
7500	\$5,000 to \$9,999	
17500	\$10,000 to \$24,999	
37500	\$25,000 to \$49,999	
75000	\$50,000 to \$99,999	
175000	\$100,000 to \$249,000	
375000	\$250,000 to \$499,999	
750000	\$500,000 to \$999,999	
1000000	\$1,000,000 or more	

 C4VAR043 - OWN HOUSE-W4

Type	Code	
Measurement Unit	numeric	
C4VAR043		Own House

0	no
1	yes



Type	Code
Measurement Unit	numeric
C4VAR044	Depression
0	no depression
1	yes depression



Type	Code
Measurement Unit	numeric
C4VAR045	Hypertension Stage 1
0	no hypertension stage 1
1	has hypertension stage 1



Type	Code
Measurement Unit	numeric
C4VAR046	Hypertension Stage 2
0	no hypertension stage 2
1	has hypertension stage 2



Type	Code
Measurement Unit	numeric
C4VAR047	High Blood Cholesterol or Triglycerides or Lipids
0	no high cholesterol
1	has high cholesterol



Type	Code
Measurement Unit	numeric
C4VAR048	Sleep Problems
0	no sleep problem

1 sleep problem

## Physical Instances

 Wave IV Constructed Variables

Title	Wave IV Constructed Variables
File Name	w4vars.sas7bdat
Case Quantity	15701
Variable Count	48

 C4VAR001 - COHEN PERCEIVED STRESS SCALE-W4

Type	Numeric (Double)
C4VAR001	Cohen Perceived Stress Scale

			Frequency	% of total	% of valid
Missing	98	answered don't know and/or refused to question(s) used in variable construction	28	0.18%	
Total			28	0.18%	

Valid	Invalid	Minimum	Maximum	Mean	StdDev
15673	28	0	16	4.8387035...	2.9549778...

 C4VAR002 - CESD DEPRESSION SCALE-W4

Type	Numeric (Double)
C4VAR002	CESD Depression Scale

			Frequency	% of total	% of valid
Missing	98	answered don't know and/or refused to question(s) used in variable construction	10	0.06%	
Total			10	0.06%	

Valid	Invalid	Minimum	Maximum	Mean	StdDev
15691	10	0	15	2.6380090...	2.5726646...


 C4VAR003 - MASTERY SCALE-W4

Type	Numeric (Double)
C4VAR003	Mastery Scale

			Frequency	% of total	% of valid
--	--	--	-----------	------------	------------

Missing	.	missing	1	0.01%	
	98	answered don't know and/or refused to more than one question(s) used in variable construction	52	0.33%	
Total			53	0.34%	

Valid	Invalid	Minimum	Maximum	Mean	StdDev
15648	53	5	25	19.483256...	2.9185883...

 C4VAR004 - EXTRAVERSION-W4

Type	Numeric (Double)
C4VAR004	Extraversion Personality Scale

			Frequency	% of total	% of valid
Missing	.	missing	1	0.01%	
	98	answered don't know and/or refused to question(s) used in variable construction	26	0.17%	
Total			27	0.17%	

Valid	Invalid	Minimum	Maximum	Mean	StdDev
15674	27	4	20	13.218833...	3.0579736...

 C4VAR005 - NEUROTICISM-W4

Type	Numeric (Double)
C4VAR005	Neuroticism Personality Scale

			Frequency	% of total	% of valid
Missing	.	missing	1	0.01%	
	98	answered don't know and/or refused to question(s) used in variable construction	25	0.16%	
Total			26	0.17%	

Valid	Invalid	Minimum	Maximum	Mean	StdDev
15675	26	4	20	10.449824...	2.7438528...

 C4VAR006 - AGREEABLENESS-W4

Type	Numeric (Double)
C4VAR006	Agreeableness Personality Scale

			Frequency	% of total	% of valid
--	--	--	-----------	------------	------------

Missing	.	missing	1	0.01%	
	98	answered don't know and/or refused to question(s) used in variable construction	28	0.18%	
		Total	29	0.18%	

Valid	Invalid	Minimum	Maximum	Mean	StdDev
15672	29	4	20	15.236153...	2.4160064...

#### C4VAR007 - CONSCIENTIOUSNESS-W4

Type	Numeric (Double)
C4VAR007	Conscientiousness Personality Scale

			Frequency	% of total	% of valid
Missing	.	missing	1	0.01%	
	98	answered don't know and/or refused to question(s) used in variable construction	27	0.17%	
		Total	28	0.18%	

Valid	Invalid	Minimum	Maximum	Mean	StdDev
15673	28	4	20	14.641676...	2.6987327...

#### C4VAR008 - OPEN TO EXPER/INTELLECT/IMMAGINATION-W4

Type	Numeric (Double)
C4VAR008	Open to Experience/Intellect/Imagination Personality Scale

			Frequency	% of total	% of valid
Missing	.	missing	1	0.01%	
	98	answered don't know and/or refused to question(s) used in variable construction	105	0.67%	
		Total	106	0.68%	

Valid	Invalid	Minimum	Maximum	Mean	StdDev
15595	106	4	20	14.493940...	2.4573595...

#### C4VAR009 - ANXIOUS-W4

Type	Numeric (Double)
C4VAR009	Anxious Personality Scale

			Frequency	% of total	% of valid
--	--	--	-----------	------------	------------

Missing	.	missing	1	0.01%	
	98	answered don't know and/or refused to question(s) used in variable construction	25	0.16%	
		Total	26	0.17%	

Valid	Invalid	Minimum	Maximum	Mean	StdDev
15675	26	4	20	12.317511...	2.9398584...

#### C4VAR010 - OPTIMISTIC-W4

Type	Numeric (Double)
C4VAR010	Optimistic Personality Scale

			Frequency	% of total	% of valid
Missing	.	missing	1	0.01%	
	98	answered don't know and/or refused to question(s) used in variable construction	28	0.18%	
		Total	29	0.18%	

Valid	Invalid	Minimum	Maximum	Mean	StdDev
15672	29	4	20	14.881955...	2.4529471...

#### C4VAR011 - ANGRY HOSTILITY-W4

Type	Numeric (Double)
C4VAR011	Angry Hostility Personality Scale

			Frequency	% of total	% of valid
Missing	.	missing	1	0.01%	
	98	answered don't know and/or refused to question(s) used in variable construction	23	0.15%	
		Total	24	0.15%	

Valid	Invalid	Minimum	Maximum	Mean	StdDev
15677	24	4	20	10.197422...	2.8817378...

#### C4VAR012 - ARRESTED NEVER, ONCE, MORE THAN ONCE-W4

Type	Code
Measurement Unit	numeric
C4VAR012	Arrested Never, Once, More Than Once

			Frequency	% of total	% of valid
--	--	--	-----------	------------	------------

Valid	0	no arrests	11180	71.21%	71.45%
	1	arrested once	2244	14.29%	14.34%
	2	arrested more than once	2224	14.16%	14.21%
		Total	15,648	99.66%	100%
Missing	8	answered don't know and/or refused to question(s) used in variable construction	53	0.34%	
		Total	53	0.34%	

Valid	Invalid	Minimum	Maximum
15648	53	0	2

#### C4VAR013 - EVER ARRESTED-W4

Type	Code
Measurement Unit	numeric
C4VAR013	Ever Arrested

			Frequency	% of total	% of valid
Valid	0	no arrests	11180	71.21%	71.45%
	1	arrested once or more	4468	28.46%	28.55%
		Total	15,648	99.66%	100%
Missing	8	answered don't know and/or refused to question(s) used in variable construction	53	0.34%	
		Total	53	0.34%	

Valid	Invalid	Minimum	Maximum
15648	53	0	1

#### C4VAR014 - ADOLESCENT AND ADULT SEXUAL ACTIVITY-W4

Type	Numeric (Double)
C4VAR014	Adolescent and Adult Sexual Activity

			Frequency	% of total	% of valid
Missing	98	answered don't know and/or refused to question(s) used in variable construction	48	0.31%	
		Total	48	0.31%	

Valid	Invalid	Minimum	Maximum	Mean	StdDev
15653	48	0	16	6.4523094...	2.3140760...

#### C4VAR015 - FAGERSTROM TEST NICOTINE DEPENDENCE-W4



Type	Numeric (Double)
C4VAR015	Fagerstrom Test For Nicotine Dependence

			Frequency	% of total	% of valid
Missing	97	legitimate skip	7789	49.61%	
	98	answered don't know and/or refused to question(s) used in variable construction	253	1.61%	
Total			8,042	51.22%	

Valid	Invalid	Minimum	Maximum	Mean	StdDev
7659	8042	0	10	3.1733907...	2.6549582...

#### C4VAR016 - HEAVY SMOKING INDEX-W4

Type	Numeric (Double)
C4VAR016	Heavy Smoking Index

			Frequency	% of total	% of valid
Missing	7	legitimate skip	7789	49.61%	
	8	answered don't know and/or refused to question(s) used in variable construction	70	0.45%	
Total			7,859	50.05%	

Valid	Invalid	Minimum	Maximum	Mean	StdDev
7842	7859	0	6	2.0277990...	1.7731269...

#### C4VAR017 - NICOTINE DEPENDENCE DX FAGERSTROM-W4

Type	Code
Measurement Unit	numeric
C4VAR017	Nicotine Dependence Diagnosis From Fagerstrom Scale

			Frequency	% of total	% of valid
Valid	1	not nicotine dependent	5968	38.01%	77.92%
	2	nicotine dependent	1691	10.77%	22.08%
	Total		7,659	48.78%	100%
Missing	7	legitimate skip	7789	49.61%	
	8	answered don't know and/or refused to question(s) used in variable construction	253	1.61%	
Total			8,042	51.22%	

Valid	Invalid	Minimum	Maximum
-------	---------	---------	---------

7659	8042	1	2
------	------	---	---

#### C4VAR018 - NICOTINE DEPENDENCE DX HSI-W4

Type	Code
Measurement Unit	numeric
C4VAR018	Nicotine Dependence Diagnosis From Heavy Smoking Index Scale

			Frequency	% of total	% of valid
Valid	1	not nicotine dependent	6038	38.46%	77%
	2	nicotine dependent	1804	11.49%	23%
Total			7,842	49.95%	100%
Missing	7	legitimate skip	7789	49.61%	
	8	answered don't know and/or refused to question(s) used in variable construction	70	0.45%	
Total			7,859	50.05%	

Valid	Invalid	Minimum	Maximum
7842	7859	1	2

#### C4VAR019 - NUM DSM4 ALCOHOL ABUSE SYMPTOMS-W4

Type	Numeric (Double)
C4VAR019	Number of DSM4 Alcohol Abuse Symptoms

			Frequency	% of total	% of valid
Missing	5	pretest case not asked	4	0.03%	
	7	legitimate skip	9330	59.42%	
Total			9,334	59.45%	

Valid	Invalid	Minimum	Maximum	Mean	StdDev
6367	9334	0	4	0.9693733...	1.1236069...

#### C4VAR020 - NUM DSM4 ALCOHOL DEPENDENCE SYMPTOMS-W4

Type	Numeric (Double)
C4VAR020	Number of DSM4 Alcohol Dependence Symptoms

			Frequency	% of total	% of valid
Missing	95	pretest case not asked	4	0.03%	
	97	legitimate skip	9330	59.42%	
	98	answered don't know and/or refused to question(s) used in variable construction	1	0.01%	
Total			9,335	59.45%	

Valid	Invalid	Minimum	Maximum	Mean	StdDev
6366	9335	0	7	1.8912975...	1.6198289...

 C4VAR021 - 3+ ALCOHOL SYMP CLUSTER SINGLE YEAR-W4

Type	Code
Measurement Unit	numeric
C4VAR021	3+ Alcohol Dependence Symptoms Clustered in a Single Year

			Frequency	% of total	% of valid
Valid	0	met 3+ symptom criteria but no clustering	671	4.27%	32.53%
	1	met 3+ symptom criteria and clustering criterion met	1392	8.87%	67.47%
Total			2,063	13.14%	100%
Missing	5	pretest case not asked	4	0.03%	
	7	legitimate skip	9330	59.42%	
	8	answered don't know and/or refused to question(s) used in variable construction	6	0.04%	
	9	not applicable: did not meet 3+ symptom criteria	4298	27.37%	
Total			13,638	86.86%	

Valid	Invalid	Minimum	Maximum
2063	13638	0	1

 C4VAR022 - AGE ONSET ALCOHOL DEPEND W/CLUSTER-W4

Type	Numeric (Double)
C4VAR022	Age of Onset of 3+ Alcohol Dependence Symptoms That Clustered in a Single Year

			Frequency	% of total	% of valid
Missing	95	pretest case not asked	4	0.03%	
	97	legitimate skip	9330	59.42%	
	98	answered don't know and/or refused to question(s) used in variable construction	8	0.05%	
	99	not applicable: met 3+ symptom criteria but not clustering criterion or did not meet 3+ symptom criteria or answered dk/re to C4VAR021	4975	31.69%	
Total			14,317	91.19%	

Valid	Invalid	Minimum	Maximum	Mean	StdDev
1384	14317	5	32	21.935693...	3.7939782...

#### C4VAR023 - DSM4 LIFETIME DX ALCOHL ABUSE/DEPEND-W4

Type	Code
Measurement Unit	numeric
C4VAR023	DSM4 Lifetime Diagnosis of Alcohol Abuse or Dependence

			Frequency	% of total	% of valid
Valid	1	no abuse/dependence	2446	15.58%	38.42%
	2	DSM4 abuse diagnosis	1852	11.8%	29.09%
	3	DSM4 dependence with no physiological symptoms	83	0.53%	1.3%
	4	DSM4 dependence with physiological symptoms	593	3.78%	9.32%
	5	DSM4 dependence with clustering	1392	8.87%	21.87%
Total			6,366	40.55%	100%
Missing	95	pretest case not asked	4	0.03%	
	97	legitimate skip	9330	59.42%	
	98	answered don't know and/or refused to question(s) used in variable construction	1	0.01%	
Total			9,335	59.45%	

Valid	Invalid	Minimum	Maximum
6366	9335	1	5

#### C4VAR024 - NUM DSM4 CANNABIS ABUSE SYMPTOMS-W4

Type	Numeric (Double)
C4VAR024	Number of DSM4 Cannabis Abuse Symptoms

			Frequency	% of total	% of valid
Missing	7	legitimate skip	11480	73.12%	
	8	answered don't know and/or refused to question(s) used in variable construction	1	0.01%	
Total			11,481	73.12%	

Valid	Invalid	Minimum	Maximum	Mean	StdDev
4220	11481	0	4	0.5246445...	0.9108699...

#### C4VAR025 - NUM DSM4 CANNABIS DEPENDENCE SYMPTOMS-W4

Type	Numeric (Double)
C4VAR025	Number of DSM4 Cannabis Dependence Symptoms

			Frequency	% of total	% of valid
Missing	97	legitimate skip	11480	73.12%	
	98	answered don't know and/or refused to question(s) used in variable construction	3	0.02%	
Total			11,483	73.14%	

Valid	Invalid	Minimum	Maximum	Mean	StdDev
4218	11483	0	7	1.8039355...	1.7891496...

#### C4VAR026 - 3+ CANNABIS SYMPT CLUSTER SINGLE YEAR-W4

Type	Code
Measurement Unit	numeric
C4VAR026	3+ Cannabis Dependence Symptoms Clustered in a Single Year

			Frequency	% of total	% of valid
Valid	0	met 3+ symptom criteria but no clustering	436	2.78%	33.46%
	1	met 3+ symptom criteria and clustering criterion met	867	5.52%	66.54%
Total			1,303	8.3%	100%
Missing	7	legitimate skip	11480	73.12%	
	8	answered don't know and/or refused to question(s) used in variable construction	6	0.04%	
	9	not applicable: did not meet 3+ symptom criteria	2912	18.55%	
Total			14,398	91.7%	

Valid	Invalid	Minimum	Maximum
1303	14398	0	1

#### C4VAR027 - AGE ONSET CANNABIS DEPEND W/CLUSTER-W4

Type	Numeric (Double)
C4VAR027	Age of Onset of 3+ Cannabis Dependence Symptoms That Clustered in a Single Year

			Frequency	% of total	% of valid
--	--	--	-----------	------------	------------

Missing	97	legitimate skip	11480	73.12%	
	98	answered don't know and/or refused to question(s) used in variable construction	12	0.08%	
	99	not applicable: met 3+ symptom criteria but not clustering criterion or did not meet 3+ symptom criteria or answered dk/re to C4VAR026	3354	21.36%	
		Total	14,846	94.55%	

Valid	Invalid	Minimum	Maximum	Mean	StdDev
855	14846	5	31	20.139181...	4.3027192...

#### C4VAR028 - DSM4 LIFETIM DX CANNBIS ABUSE/DEPEND-W4

Type	Code
Measurement Unit	numeric
C4VAR028	DSM4 Lifetime Diagnosis of Cannabis Abuse or Dependence

			Frequency	% of total	% of valid
Valid	1	no abuse/dependence	2298	14.64%	54.48%
	2	DSM4 abuse diagnosis	614	3.91%	14.56%
	3	DSM4 dependence with no physiological symptoms	35	0.22%	0.83%
	4	DSM4 dependence with physiological symptoms	404	2.57%	9.58%
	5	DSM4 dependence with clustering	867	5.52%	20.55%
		Total	4,218	26.86%	100%
Missing	97	legitimate skip	11480	73.12%	
	98	answered don't know and/or refused to question(s) used in variable construction	3	0.02%	
		Total	11,483	73.14%	

Valid	Invalid	Minimum	Maximum
4218	11483	1	5

#### C4VAR029 - NUM OF DSM4 OTHER DRUG ABUSE SYMPT-W4

Type	Numeric (Double)
C4VAR029	Number of DSM4 Other Drug Abuse Symptoms

	Frequency	% of total	% of valid
--	-----------	------------	------------

Missing	5	pretest case not asked	1	0.01%	
	7	legitimate skip	14059	89.54%	
		Total	14,060	89.55%	

Valid	Invalid	Minimum	Maximum	Mean	StdDev
1641	14060	0	4	1.1151736...	1.2843410...

#### C4VAR030 - NUM DSM4 OTHER DRUG DEPEND SYMPTOMS-W4

Type	Numeric (Double)
C4VAR030	Number of DSM4 Other Drug Dependence Symptoms

			Frequency	% of total	% of valid
Missing	95	pretest case not asked	1	0.01%	
	97	legitimate skip	14059	89.54%	
		Total	14,060	89.55%	

Valid	Invalid	Minimum	Maximum	Mean	StdDev
1641	14060	0	7	3.3296770...	2.2015300...

#### C4VAR031 - 3+ OTHR DRUG SYMPT CLUSTER SINGLE YR-W4

Type	Code
Measurement Unit	numeric
C4VAR031	3+ Other Drug Dependence Symptoms Clustered in a Single Year

			Frequency	% of total	% of valid
Valid	0	met 3+ symptom criteria but no clustering	245	1.56%	24.62%
	1	met 3+ symptom criteria and clustering criterion met	750	4.78%	75.38%
		Total	995	6.34%	100%
Missing	5	pretest case not asked	1	0.01%	
	7	legitimate skip	14059	89.54%	
	9	not applicable: did not meet 3+ symptom criteria	646	4.11%	
		Total	14,706	93.66%	

Valid	Invalid	Minimum	Maximum
995	14706	0	1

#### C4VAR032 - AGE ONSET OTHER DEPEND W/CLUSTER-W4

Type	Numeric (Double)
C4VAR032	Age of Onset of 3+ Other Drug Dependence Symptoms That Clustered in a Single Year

			Frequency	% of total	% of valid
Missing	95	pretest case not asked	1	0.01%	
	97	legitimate skip	14059	89.54%	
	98	answered don't know and/or refused to question(s) used in variable construction	7	0.04%	
	99	not applicable: met 3+ symptom criteria but not clustering criterion or did not meet 3+ symptom criteria or answered dk/re to C4VAR031	891	5.67%	
Total			14,958	95.27%	

Valid	Invalid	Minimum	Maximum	Mean	StdDev
743	14958	5	31	22.172274...	4.1540336...

#### C4VAR033 - DSM4 LIFETIM DX OTHR DRUG ABUSE/DEPND-W4

Type	Code
Measurement Unit	numeric
C4VAR033	DSM4 Lifetime Diagnosis of Other Drug Abuse or Dependence

			Frequency	% of total	% of valid
Valid	1	no abuse/dependence	491	3.13%	29.92%
	2	DSM4 abuse diagnosis	155	0.99%	9.45%
	3	DSM4 dependence with no physiological symptoms	7	0.04%	0.43%
	4	DSM4 dependence with physiological symptoms	238	1.52%	14.5%
	5	DSM4 dependence with clustering	750	4.78%	45.7%
Total			1,641	10.45%	100%
Missing	95	pretest case not asked	1	0.01%	
	97	legitimate skip	14059	89.54%	
Total			14,060	89.55%	

Valid	Invalid	Minimum	Maximum
1641	14060	1	5

#### C4VAR034 - OBESE-W4

Type	Code
Measurement Unit	numeric
C4VAR034	Obese at Wave IV



			Frequency	% of total	% of valid
Valid	0	not obese	9436	60.1%	63.21%
	1	obese	5491	34.97%	36.79%
		Total	14,927	95.07%	100%
Missing	8	answered don't know and/or refused to question(s) used in variable construction or currently pregnant or don't know if pregnant or missing BMI	774	4.93%	
		Total	774	4.93%	

Valid	Invalid	Minimum	Maximum
14927	774	0	1

#### C4VAR035 - DAILY SMOKER-W4

Type	Code
Measurement Unit	numeric
C4VAR035	Daily Smoker at Wave IV

			Frequency	% of total	% of valid
Valid	0	not a daily smoker	12225	77.86%	78.55%
	1	daily smoker	3339	21.27%	21.45%
		Total	15,564	99.13%	100%
Missing	8	answered don't know and/or refused to question(s) used in variable construction	137	0.87%	
		Total	137	0.87%	

Valid	Invalid	Minimum	Maximum
15564	137	0	1

#### C4VAR036 - PHYSICAL ACTIVITY-W4

Type	Code
Measurement Unit	numeric
C4VAR036	Physical Activity

			Frequency	% of total	% of valid
Valid	0	bouts of physical activity	13264	84.48%	84.56%
	1	no bouts of physical activity	2422	15.43%	15.44%
		Total	15,686	99.9%	100%

Missing	.	missing	1	0.01%	
	8	answered don't know and/or refused to question(s) used in variable construction	14	0.09%	
		Total	15	0.1%	

Valid	Invalid	Minimum	Maximum
15686	15	0	1

#### C4VAR037 - EVER MARRIED-W4

Type	Code
Measurement Unit	numeric
C4VAR037	Ever Married

			Frequency	% of total	% of valid
Valid	0	never married	7885	50.22%	50.28%
	1	married once or more	7797	49.66%	49.72%
		Total	15,682	99.88%	100%
Missing	8	answered don't know and/or refused to question(s) used in variable construction	19	0.12%	
		Total	19	0.12%	

Valid	Invalid	Minimum	Maximum
15682	19	0	1

#### C4VAR038 - SOME COLLEGE-W4

Type	Code
Measurement Unit	numeric
C4VAR038	Some College

			Frequency	% of total	% of valid
Valid	0	has not attended college	5366	34.18%	34.18%
	1	attended some college	10331	65.8%	65.82%
		Total	15,697	99.97%	100%
Missing	8	answered don't know and/or refused to question(s) used in variable construction	4	0.03%	
		Total	4	0.03%	

Valid	Invalid	Minimum	Maximum
15697	4	0	1



Type	Code
Measurement Unit	numeric
C4VAR039	College Degree

			Frequency	% of total	% of valid
Valid	0	no college degree	10744	68.43%	68.45%
	1	college degree or higher	4953	31.55%	31.55%
Total			15,697	99.97%	100%
Missing	8	answered don't know and/or refused to question(s) used in variable construction	4	0.03%	
	Total		4	0.03%	

Valid	Invalid	Minimum	Maximum
15697	4	0	1



Type	Code
Measurement Unit	numeric
C4VAR040	Midpoint Household Income

			Frequency	% of total	% of valid
Valid	2500	less than \$5,000	430	2.74%	2.93%
	7500	\$5,000 to \$9,999	348	2.22%	2.37%
	12500	\$10,000 to \$14,999	477	3.04%	3.25%
	17500	\$15,000 to \$19,999	501	3.19%	3.42%
	22500	\$20,000 to \$24,999	699	4.45%	4.77%
	27500	\$25,000 to \$29,999	747	4.76%	5.09%
	35000	\$30,000 to \$39,999	1588	10.11%	10.83%
	45000	\$40,000 to \$49,999	1767	11.25%	12.05%
	62500	\$50,000 to \$74,999	3567	22.72%	24.33%
	87500	\$75,000 to \$99,999	2219	14.13%	15.13%
	125000	\$100,000 to \$149,999	1563	9.95%	10.66%
	150000	\$150,000 or more	756	4.81%	5.16%
Total			14,662	93.38%	100%
Missing	999998	answered don't know and/or refused to question(s) used in variable construction	1039	6.62%	
	Total		1,039	6.62%	

Valid	Invalid	Minimum	Maximum

14662	1039	2500	150000
-------	------	------	--------

#### C4VAR041 - MIDPOINT OF PERSONAL EARNINGS-W4

Type	Code
Measurement Unit	numeric
C4VAR041	Midpoint Personal Earnings

			Frequency	% of total	% of valid
Valid	0	no earnings	239	1.52%	1.95%
	2500	less than \$5,000	391	2.49%	3.19%
	7500	\$5,000 to \$9,999	452	2.88%	3.68%
	12500	\$10,000 to \$14,999	708	4.51%	5.77%
	17500	\$15,000 to \$19,999	792	5.04%	6.45%
	22500	\$20,000 to \$24,999	1068	6.8%	8.7%
	27500	\$25,000 to \$29,999	1238	7.88%	10.09%
	35000	\$30,000 to \$39,999	2498	15.91%	20.35%
	45000	\$40,000 to \$49,999	1820	11.59%	14.83%
	62500	\$50,000 to \$74,999	2121	13.51%	17.28%
	87500	\$75,000 to \$99,999	582	3.71%	4.74%
	125000	\$100,000 to \$149,999	218	1.39%	1.78%
	150000	\$150,000 or more	148	0.94%	1.21%
	Total	12,275	78.18%	100%	
Missing	999998	answered don't know and/or refused to question(s) used in variable construction or currently not working	3426	21.82%	
		Total	3,426	21.82%	

Valid	Invalid	Minimum	Maximum
12275	3426	0	150000

#### C4VAR042 - MIDPOINT OF HOUSEHOLD ASSETS-W4

Type	Code
Measurement Unit	numeric
C4VAR042	Midpoint of Household Assets

			Frequency	% of total	% of valid
--	--	--	-----------	------------	------------

Valid	2500	less than \$5,000	2610	16.62%	18.54%
	7500	\$5,000 to \$9,999	1644	10.47%	11.68%
	17500	\$10,000 to \$24,999	2514	16.01%	17.85%
	37500	\$25,000 to \$49,999	2404	15.31%	17.07%
	75000	\$50,000 to \$99,999	2187	13.93%	15.53%
	175000	\$100,000 to \$249,000	1589	10.12%	11.28%
	375000	\$250,000 to \$499,999	686	4.37%	4.87%
	750000	\$500,000 to \$999,999	319	2.03%	2.27%
	1000000	\$1,000,000 or more	128	0.82%	0.91%
		Total	14,081	89.68%	100%
Missing	9999998	answered don't know and/or refused to question(s) used in variable construction	1620	10.32%	
		Total	1,620	10.32%	

Valid	Invalid	Minimum	Maximum
14081	1620	2500	1000000

#### C4VAR043 - OWN HOUSE-W4

Type	Code
Measurement Unit	numeric
C4VAR043	Own House

			Frequency	% of total	% of valid
Valid	0	no	9395	59.84%	59.94%
	1	yes	6278	39.98%	40.06%
		Total	15,673	99.82%	100%
Missing	8	answered don't know and/or refused to question(s) used in variable construction	28	0.18%	
		Total	28	0.18%	

Valid	Invalid	Minimum	Maximum
15673	28	0	1

#### C4VAR044 - DEPRESSION-W4

Type	Code
Measurement Unit	numeric
C4VAR044	Depression

	Frequency	% of total	% of valid
--	-----------	------------	------------

Valid	0	no depression	12774	81.36%	81.36%
	1	yes depression	2927	18.64%	18.64%
		Total	15,701	100%	100%

Valid	Invalid	Minimum	Maximum
15701	0	0	1

#### C4VAR045 - HYPERTENSION STAGE 1-W4

Type	Code
Measurement Unit	numeric
C4VAR045	Hypertension Stage 1

			Frequency	% of total	% of valid
Valid	0	no hypertension stage 1	11929	75.98%	75.98%
	1	has hypertension stage 1	3771	24.02%	24.02%
		Total	15,700	99.99%	100%
Missing	8	answered don't know and/or refused to question(s) used in variable construction	1	0.01%	
		Total	1	0.01%	

Valid	Invalid	Minimum	Maximum
15700	1	0	1

#### C4VAR046 - HYPERTENSION STAGE 2-W4

Type	Code
Measurement Unit	numeric
C4VAR046	Hypertension Stage 2

			Frequency	% of total	% of valid
Valid	0	no hypertension stage 2	13741	87.52%	87.52%
	1	has hypertension stage 2	1959	12.48%	12.48%
		Total	15,700	99.99%	100%
Missing	8	answered don't know and/or refused to question(s) used in variable construction	1	0.01%	
		Total	1	0.01%	

Valid	Invalid	Minimum	Maximum
15700	1	0	1

#### C4VAR047 - HIGH BLOOD CHOLESTEROL/TRIG/LIPIDS-W4

Type	Code
Measurement Unit	numeric
C4VAR047	High Blood Cholesterol or Triglycerides or Lipids

			Frequency	% of total	% of valid
Valid	0	no high cholesterol	14427	91.89%	91.9%
	1	has high cholesterol	1271	8.1%	8.1%
Total			15,698	99.98%	100%
Missing	8	answered don't know and/or refused to question(s) used in variable construction	3	0.02%	
	Total		3	0.02%	

Valid	Invalid	Minimum	Maximum
15698	3	0	1

#### C4VAR048 - SLEEP PROBLEMS-W4

Type	Code
Measurement Unit	numeric
C4VAR048	Sleep Problems

			Frequency	% of total	% of valid
Valid	0	no sleep problem	13745	87.54%	88.64%
	1	sleep problem	1762	11.22%	11.36%
Total			15,507	98.76%	100%
Missing	5	pretest case not asked	193	1.23%	
	8	answered don't know and/or refused to question(s) used in variable construction	1	0.01%	
Total			194	1.24%	

Valid	Invalid	Minimum	Maximum
15507	194	0	1