

 Wave IV In-Home Interview**Title**

Wave IV In-Home Interview

**Abstract**

Data collected during the 2008 in-home interview.

Variables: 974

Observations: 15,701

**Variables** Wave IV In-Home Interview

- [IMONTH4 - MONTH OF INTERVIEW-W4](#)
- [IDAY4 - DAY OF INTERVIEW-W4](#)
- [IYEAR4 - YEAR OF INTERVIEW-W4](#)
- [MACNO4 - INTERVIEWER MACHINE NUMBER-W4](#)
- [INTID4 - INTERVIEWER ID NUMBER-W4](#)
- [BIO\\_SEX4 - BIOLOGICAL SEX-W4](#)
- [VERSION4 - QUESTIONNAIRE VERSION-W4](#)
- [BREAK\\_Q - BREAK OFF INTERVIEW](#)
- [PRYEAR4 - LAST INTERVIEW YEAR-W4](#)
- [PRETEST4 - PRETEST INTERVIEW-W4](#)
- [PRISON4 - PRISON INTERVIEW-W4](#)
- [H4OD1M - S1Q1 BIRTH MONTH-W4](#)
- [H4OD1Y - S1Q1 BIRTH YEAR-W4](#)
- [H4OD2A - S1Q2A SPEAK/WRITE-ENGLISH-W4](#)
- [H4OD2B - S1Q2B SPEAK/WRITE-SPANISH-W4](#)
- [H4OD2C - S1Q2C SPEAK/WRITE-CHINESE-W4](#)
- [H4OD2D - S1Q2D SPEAK/WRITE-OTHER EUROPEAN-W4](#)
- [H4OD2E - S1Q2E SPEAK/WRITE-OTHER ASIAN-W4](#)
- [H4OD2F - S1Q2F SPEAK/WRITE-OTH-W4](#)
- [H4OD3 - S1Q3 LANG USED MOST W/FAMILY-W4](#)
- [H4OD4 - S1Q4 BORN A US CITIZEN-W4](#)
- [H4OD5 - S1Q5 HAVE BECOME A US CITIZEN-W4](#)
- [H4OD6M - S1Q6M MONTH BECAME A US CITIZEN-W4](#)
- [H4OD6Y - S1Q6Y YEAR BECAME A US CITIZEN-W4](#)
- [H4OD7 - S1Q7 TRYING TO BECOME A US CITIZEN-W4](#)
- [H4WP1 - S2Q1 IS BIO MOM STILL LIVING-W4](#)

- H4WP2M - S2Q2M BIO MOM DEATH-MONTH-W4
- H4WP2Y - S2Q2Y BIO MOM DEATH-YEAR-W4
- H4WP3 - S2Q3 BIO MOM SERVED TIME JAIL/PRISON-W4
- H4WP4 - S2Q4 NO TX BIO MOM IN JAIL/PRISON-W4
- H4WP5 - S2Q5 YOUR AGE BIO MOM SNT JAIL/PRISON-W4
- H4WP6 - S2Q6 YOUR AGE BIO MOM REL JAIL/PRISON-W4
- H4WP7 - S2Q7 IS BIO DAD STILL LIVING-W4
- H4WP8M - S2Q8M BIO DAD DEATH-MONTH-W4
- H4WP8Y - S2Q8Y BIO DAD DEATH-YEAR-W4
- H4WP9 - S2Q9 HAS BIO FATHER SERVED TIME-W4
- H4WP10 - S2Q10 NO TX BIO DAD IN JAIL/PRISON-W4
- H4WP11 - S2Q11 YOUR AGE BIO DAD SNT JAIL/PRISON-W4
- H4WP12 - S2Q12 YOUR AGE BIO DAD REL JAIL/PRISON-W4
- H4WP13 - S2Q13 RELATIONSHIP TO MOM FIGURE-W4
- H4WP14 - S2Q14 IS MOM FIGURE STILL ALIVE-W4
- H4WP15M - S2Q15M MOM FIGURE DEATH-MONTH-W4
- H4WP15Y - S2Q15Y MOM FIGURE DEATH-YEAR-W4
- H4WP16 - S2Q16 MOM FIGURE SRV TME JAIL/PRIS-W4
- H4WP17 - S2Q17 NO TX MOM FIGURE IN JAIL/PRIS-W4
- H4WP18 - S2Q18 YOUR AGE MOM FIGURE SNT JAIL-W4
- H4WP19 - S2Q19 YOUR AGE MOM FIGURE REL JAIL-W4
- H4WP20 - S2Q20 MOM FIGURE TRVL TIME DSTANCE-W4
- H4WP21 - S2Q21 MOM FIGURE OFTEN SEE EACH/O-W4
- H4WP22 - S2Q22 MOM FIGURE FREQ COMMUNICATE-W4
- H4WP23 - S2Q23 MOM FIGURE GOOD COMMUNICATION-W4
- H4WP24 - S2Q24 HOW CLOSE TO MOM FIGURE-W4
- H4WP25 - S2Q25 NUM TIME MOM FIG GIVE \$ LIV EXP-W4
- H4WP26 - S2Q26 NUM TIME GIVE \$ TO MOM FIG -W4
- H4WP27 - S2Q27 RELATIONSHIP TO DAD FIGURE-W4
- H4WP28 - S2Q28 IS DAD FIGURE STILL ALIVE-W4
- H4WP29M - S2Q29M DAD FIGURE DEATH-MONTH-W4
- H4WP29Y - S2Q29Y DAD FIGURE DEATH-YEAR-W4
- H4WP30 - S2Q30 DAD FIGURE SRV TME JAIL/PRIS-W4
- H4WP31 - S2Q31 NO TX DAD FIGURE IN JAIL/PRIS-W4
- H4WP32 - S2Q32 YOUR AGE DAD FIGURE SNT JAIL-W4
- H4WP33 - S2Q33 YOUR AGE DAD FIGURE REL JAIL-W4
- H4WP34 - S2Q34 DAD FIGURE TRVL TIME DSTANCE-W4
- H4WP35 - S2Q35 DAD FIGURE OFTEN SEE EACH/O-W4
- H4WP36 - S2Q36 DAD FIGURE FREQ COMMUNICATE-W4
- H4WP37 - S2Q37 DAD FIGURE GOOD COMMUNICATION-W4
- H4WP38 - S2Q38 HOW CLOSE TO DAD FIGURE-W4
- H4WP39 - S2Q39 NUM TIME DAD FIG GIVE \$ LIV EXP-W4
- H4WP40 - S2Q40 NUM TIME GIVE \$ TO DAD FIG-W4
- H4WS1 - S3Q1 NO SIBLINGS ALIVE/DEAD-W4

- H4WS2 - S3Q2 NO SIBLINGS THAT HAVE DIED-W4
- H4WS3A - S3Q3 SIBLING1 YEAR OF DEATH-W4
- H4WS3B - S3Q3 SIBLING2 YEAR OF DEATH-W4
- H4WS3C - S3Q3 SIBLING3 YEAR OF DEATH-W4
- H4WS3D - S3Q3 SIBLING4 YEAR OF DEATH-W4
- H4WS3E - S3Q3 SIBLING5 YEAR OF DEATH-W4
- H4WS3F - S3Q3 SIBLING6 YEAR OF DEATH-W4
- H4WS3G - S3Q3 SIBLING7 YEAR OF DEATH-W4
- H4WS3H - S3Q3 SIBLING8 YEAR OF DEATH-W4
- H4WS4 - S3Q4 NUMB OF CLOSE FRIENDS-W4
- H4WS5 - S3Q5 RACE OF CLOSE FRIENDS-W4
- H4GH1 - S4Q1 HOW IS GEN PHYSICAL HEALTH-W4
- H4GH2 - S4Q2 PAST MO,HEALTH PROB/MISSED DAY-W4
- H4GH3M - S4Q3M LAST MENSTRUAL PERIOD START M-W4
- H4GH3D - S4Q3D LAST MENSTRUAL PERIOD START D-W4
- H4GH3Y - S4Q3Y LAST MENSTRUAL PERIOD START Y-W4
- H4GH4A - S4Q4A LAST MENSTRL PERIOD START EST-W4
- H4GH4B - S4Q4B LAST MENST EST START DAY/WK/MTH-W4
- H4GH5F - S4Q5F HEIGHT-FEET-W4
- H4GH5I - S4Q5I HEIGHT-INCHES-W4
- H4GH6 - S4Q6 WEIGHT-LBS-W4
- H4GH7 - S4Q7 WHAT YOU THINK OF YOUR WEIGHT-W4
- H4GH8 - S4Q8 NUM TIMES FAST FOOD LAST 7 DAYS-W4
- H4GH9 - S4Q9 NUM NON-DIET SWEET DRINKS-W4
- H4GH10 - S4Q10 NUM DIET DRINKS LAST 7 DAYS-W4
- H4GH11H - S4Q11H LAST ATE/DRANK HOUR-W4
- H4GH11M - S4Q11M LAST ATE/DRANK MINUTE-W4
- H4GH11T - S4Q11T LAST ATE/DRANK AM/PM-W4
- H4GH12 - S4Q12 DRINK CAFFEINE LAST 24HRS-W4
- H4GH13H - S4Q13H TIME OF LAST CAFFEINE BEV HR-W4
- H4GH13M - S4Q13M TIME OF LAST CAFFEINE BEV MIN-W4
- H4GH13T - S4Q13T TIME OF LAST CAFFENE BEV AM/PM-W4
- H4HS1 - S5Q1 BEST DESCRIBE CURR/HEALTH INS-W4
- H4HS2A - S5Q2A WHY NO HEALTH INS-NO OFFER-W4
- H4HS2B - S5Q2B WHY NO HLTH INS-TOO EXPENSIVE-W4
- H4HS2C - S5Q2C WHY NO HLTH INS-NOT NEED/WANT-W4
- H4HS2D - S5Q2D WHY NO HLTH INS-DENIED INSUR-W4
- H4HS3 - S5Q3 # MONTHS HAVE HEALTH INSURANCE-W4
- H4HS4 - S5Q4 PAST 12/MON NEEDED MED CARE-W4
- H4HS5 - S5Q5 PAST12 MON PROB GOT WORSE-W4
- H4HS6 - S5Q6 LOCATION HEALTH CARE FACILITY-W4
- H4HS7 - S5Q7 LAST ROUTINE CHECK-UP-W4
- H4HS8 - S5Q8 PAST 12 MON DENTAL EXAM-W4
- H4HS9 - S5Q9 PAST12 MON PSYCHO/COUNSELING-W4

- H4ID1 - S06Q1 LIMIT:MODERATE ACTIVITIES-W4
- H4ID2 - S06Q2 LIMIT:CLIMB SEV. FLIGHT STAIRS-W4
- H4ID3 - S06Q3 LIMIT CAUSE BY COND>YR/RECENT-W4
- H4ID4 - S06Q4 USE BRACE, CANE, WHEELCHAIR-W4
- H4ID5A - S06Q5A EVER BEEN DX CANCER/LEUKEMIA-W4
- H4ID6A - S06Q6A AGE DX CANCER/LEUKEMIA-W4
- H4ID5B - S06Q5B HIGH CHOLESTEROL/LIPIDS/TRIG-W4
- H4ID6B - S06Q6B AGE DX HIGH CHOLEST/LIPID/TRIG-W4
- H4ID5C - S06Q5C EVER DX W/HIGH BLOOD PRESSUR-W4
- H4ID6C - S06Q6C AGE DX HIGH BLOOD PRESSURE-W4
- H4ID5D - S06Q5D EVER BEEN DX WITH DIABETES-W4
- H4ID6D - S06Q6D AGE DX WITH DIABETES-W4
- H4ID5E - S06Q5E EVER BEEN DX HEART DISEASE-W4
- H4ID6E - S06Q6E AGE DX HEART DISEASE-W4
- H4ID5F - S06Q5F EVER BEEN DX ASTHM/CR BRN/EMPH-W4
- H4ID6F - S06Q6F AGE DX ASTHMA/CHRN BRONC/EMPHY-W4
- H4ID5G - S06Q5G EVER BEEN DX MIGRAINES-W4
- H4ID6G - S06Q6G AGE DX MIGRAINE HEADACHES-W4
- H4ID5H - S06Q5H EVER BEEN DX WITH DEPRESSION-W4
- H4ID6H - S06Q6H AGE DX DEPRESSION-W4
- H4ID5I - S06Q5I EVER BEEN DX PTSD-W4
- H4ID6I - S06Q6I AGE DX PST TRAU STR DIS(PTSD)-W4
- H4ID5J - S06Q5J EVER BEEN DX PANIC/ANXIETY DIS-W4
- H4ID6J - S06Q6J AGE DX PANIC/ANXIETY DISORDER-W4
- H4ID5K - S06Q5K EVER BEEN DX W/EPILEPSY/SEIZ-W4
- H4ID6K - S06Q6K AGE DX EPILEPSY/SEIZURE DIS-W4
- H4ID5L - S06Q5L EVER BEEN DX ADD/ADHD-W4
- H4ID6L - S06Q6L AGE DX ADD/ADHD-W4
- H4ID5M - S06Q5M EVER BEEN DX HIV/AIDS-W4
- H4ID6M - S06Q6M AGE DX HIV/AIDS-W4
- H4ID5N - S06Q5N EVER BEEN DX HEPATITIS C-W4
- H4ID6N - S06Q6N AGE DX HEPATITIS C-W4
- H4ID7 - S06Q7 SERIOUS INJURY PAST YEAR-W4
- H4ID8 - S06Q8 MVA WITHIN PAST YEAR-W4
- H4ID9A - S06Q9A GUM DIS/LOST TOOTH LAST MONTH-W4
- H4ID9B - S06Q9B ACTIVE INFECTION LAST MONTH-W4
- H4ID9C - S06Q9C SUSTAIN INJURY LAST MONTH-W4
- H4ID9D - S06Q9D ACUTE ILLNESS LAST MONTH-W4
- H4ID9E - S06Q9E SURGERY LAST MONTH-W4
- H4ID9F - S06Q9F HAY FEVER SXS LAST MONTH-W4
- H4ID9G - S06Q9G NONE OF ABOVE-W4
- H4ID10A - S06Q10A FLU SXS-PAST 2 WEEKS-W4
- H4ID10B - S06Q10B FEVER-PAST 2 WEEKS-W4
- H4ID10C - S06Q10C NIGHT SWEATS-PAST 2 WEEKS-W4

- H4ID10D - S06Q10D DIARR/NAUSEA/VOMIT PAST 2 WKS-W4
- H4ID10E - S06Q10E BLOODY STOOL-PAST 2 WEEKS-W4
- H4ID10F - S06Q10F POLYURIA-PAST 2 WEEKS-W4
- H4ID10G - S06Q10G SKIN RASH-PAST 2 WEEKS-W4
- H4ID10H - S06Q10H NONE OF ABOVE SYMPTOMS-W4
- H4ID11 - S06Q11 ASPIRIN/ASA-CONTAINING PROD-W4
- H4ID12 - S06Q12 USING OTHER NSAID(S)-W4
- H4ID13 - S06Q13 TOTAL BLINDNESS ONE/BOTH EYES-W4
- H4ID14 - S06Q14 USE GLASSES OR CONTACTS-W4
- H4ID15 - S06Q15 W/CORRECTION HOW IS EYESIGHT-W4
- H4ID16 - S06Q16 EVER WORN HEARING AID-W4
- H4ID17 - S06Q17 BEST DESCRIBES UNAIDED HEARING-W4
- H4ID18 - S06Q18 STUTTERING STAMMERING PROBLEM-W4
- H4ID19 - S06Q19 BEST DESCRIBES STUTT/STAM PROB-W4
- H4ID20 - S06Q20 EXPER TINNITUS W/I PAST YEAR-W4
- H4ID21 - S06Q21 DURATION OF TINNITUS-W4
- H4ID22 - S06Q22 FREQUENCY OF TINNITUS-W4
- H4ID23 - S06Q23 VOICE PROBLEMS W/I PAST YEAR-W4
- H4ID24 - S06Q24 FREQ VOICE PROBLEMS PAST YEAR-W4
- H4ID25 - S06Q25 DIFFICULTY PROJECT/HEAR LST YR-W4
- H4ID26 - S06Q26 DOES VOICE PROB AFFECT LIFE-W4
- H4SP1H - S7Q1H HR USUALLY WAKE UP WORKDAYS-W4
- H4SP1M - S7Q1M MIN USUALLY WAKE UP WORKDAYS-W4
- H4SP1T - S7Q1T AM/PM USUALLY WAKE UP WORKDAYS-W4
- H4SP2H - S7Q2H HR USUAL BEDTIME WORKDAYS-W4
- H4SP2M - S7Q2M MIN USUAL BEDTIME WORKDAYS-W4
- H4SP2T - S7Q2T AM/PM USUAL BEDTIME WORKDAYS-W4
- H4SP3H - S7Q3H HR USUALLY WAKE UP DAYS OFF-W4
- H4SP3M - S7Q3M MIN USUALLY WAKE UP DAYS OFF-W4
- H4SP3T - S7Q3T AM/PM USUALLY WAKE UP DAYS OFF-W4
- H4SP4H - S7Q4H HR USUAL BEDTIME DAYS OFF-W4
- H4SP4M - S7Q4M MIN USUAL BEDTIME DAYS OFF-W4
- H4SP4T - S7Q4T AM/PM USUAL BEDTIME DAYS OFF-W4
- H4SP5 - S7Q5 HOW OFTEN TROUBLE FALLING ASLEEP-W4
- H4SP6 - S7Q6 HOW OFTEN TROUBLE STAYING ASLEEP-W4
- H4SP7 - S7Q7 SNORE/STOP BREATHING IN SLEEP-W4
- H4HR1 - S8Q1 WHERE RESPONDENT LIVES-W4
- H4HR2 - S8Q2 KIND GROUP QUARTERS LIVING NOW-W4
- H4HR3 - S8Q3 RESP LIVES ALONE OR W/OTHERS-W4
- H4HR4 - S8Q4 HOW MANY PEOPLE RESP LIVES WITH-W4
- H4HR5A - S8Q5A HH MEMBER 1-GENDER-W4
- H4HR6A - S8Q6A HH MEMBER 1-AGE-W4
- H4HR7A - S8Q7A HH MEMBER 1-APPROXIMATE AGE-W4
- H4HR8A - S8Q8A HH MEMBER 1-RELATION TO RESP-W4

- H4HR9A - S8Q9A HH MEMBER 1-BEST/FIT RELATION-W4
- H4HR5B - S8Q5B HH MEMBER 2-GENDER-W4
- H4HR6B - S8Q6B HH MEMBER 2-AGE-W4
- H4HR7B - S8Q7B HH MEMBER 2-APPROXIMATE AGE-W4
- H4HR8B - S8Q8B HH MEMBER 2-RELATION TO RESP-W4
- H4HR9B - S8Q9B HH MEMBER 2-BEST/FIT RELATION-W4
- H4HR5C - S8Q5C HH MEMBER 3-GENDER-W4
- H4HR6C - S8Q6C HH MEMBER 3-AGE-W4
- H4HR7C - S8Q7C HH MEMBER 3-APPROXIMATE AGE-W4
- H4HR8C - S8Q8C HH MEMBER 3-RELATION TO RESP-W4
- H4HR9C - S8Q9C HH MEMBER 3-BEST/FIT RELATION-W4
- H4HR5D - S8Q5D HH MEMBER 4-GENDER-W4
- H4HR6D - S8Q6D HH MEMBER 4-AGE-W4
- H4HR7D - S8Q7D HH MEMBER 4-APPROXIMATE AGE-W4
- H4HR8D - S8Q8D HH MEMBER 4-RELATION TO RESP-W4
- H4HR9D - S8Q9D HH MEMBER 4-BEST/FIT RELATION-W4
- H4HR5E - S8Q5E HH MEMBER 5-GENDER-W4
- H4HR6E - S8Q6E HH MEMBER 5-AGE-W4
- H4HR7E - S8Q7E HH MEMBER 5-APPROXIMATE AGE-W4
- H4HR8E - S8Q8E HH MEMBER 5-RELATION TO RESP-W4
- H4HR9E - S8Q9E HH MEMBER 5-BEST/FIT RELATION-W4
- H4HR5F - S8Q5F HH MEMBER 6-GENDER-W4
- H4HR6F - S8Q6F HH MEMBER 6-AGE-W4
- H4HR7F - S8Q7F HH MEMBER 6-APPROXIMATE AGE-W4
- H4HR8F - S8Q8F HH MEMBER 6-RELATION TO RESP-W4
- H4HR9F - S8Q9F HH MEMBER 6-BEST/FIT RELATION-W4
- H4HR5G - S8Q5G HH MEMBER 7-GENDER-W4
- H4HR6G - S8Q6G HH MEMBER 7-AGE-W4
- H4HR7G - S8Q7G HH MEMBER 7-APPROXIMATE AGE-W4
- H4HR8G - S8Q8G HH MEMBER 7-RELATION TO RESP-W4
- H4HR9G - S8Q9G HH MEMBER 7-BEST/FIT RELATION-W4
- H4HR5H - S8Q5H HH MEMBER 8-GENDER-W4
- H4HR6H - S8Q6H HH MEMBER 8-AGE-W4
- H4HR7H - S8Q7H HH MEMBER 8-APPROXIMATE AGE-W4
- H4HR8H - S8Q8H HH MEMBER 8-RELATION TO RESP-W4
- H4HR9H - S8Q9H HH MEMBER 8-BEST/FIT RELATION-W4
- H4HR5I - S8Q5I HH MEMBER 9-GENDER-W4
- H4HR6I - S8Q6I HH MEMBER 9-AGE-W4
- H4HR7I - S8Q7I HH MEMBER 9-APPROXIMATE AGE-W4
- H4HR8I - S8Q8I HH MEMBER 9-RELATION TO RESP-W4
- H4HR9I - S8Q9I HH MEMBER 9-BEST/FIT RELATION-W4
- H4HR5J - S8Q5J HH MEMBER 10-GENDER-W4
- H4HR6J - S8Q6J HH MEMBER 10-AGE-W4
- H4HR7J - S8Q7J HH MEMBER 10-APPROXIMATE AGE-W4

- H4HR8J - S8Q8J HH MEMBER 10-RELATION TO RESP-W4
- H4HR9J - S8Q9J HH MEMBER 10-BEST/FIT RELATION-W4
- H4HR5K - S8Q5K HH MEMBER 11-GENDER-W4
- H4HR6K - S8Q5K HH MEMBER 11-AGE-W4
- H4HR7K - S8Q7K HH MEMBER 11-APPROXIMATE AGE-W4
- H4HR8K - S8Q8K HH MEMBER 11-RELATION TO RESP-W4
- H4HR9K - S8Q9K HH MEMBER 11-BEST/FIT RELATION-W4
- H4HR5L - S8Q5L HH MEMBER 12-GENDER-W4
- H4HR6L - S8Q6L HH MEMBER 12-AGE-W4
- H4HR7L - S8Q7L HH MEMBER 12-APPROXIMATE AGE-W4
- H4HR8L - S8Q8L HH MEMBER 12-RELATION TO RESP-W4
- H4HR9L - S8Q9L HH MEMBER 12-BEST/FIT RELATION-W4
- H4HR5M - S8Q5M HH MEMBER 13-GENDER-W4
- H4HR6M - S8Q6M HH MEMBER 13-AGE-W4
- H4HR7M - S8Q7M HH MEMBER 13-APPROXIMATE AGE-W4
- H4HR8M - S8Q8M HH MEMBER 13-RELATION TO RESP-W4
- H4HR9M - S8Q9M HH MEMBER 13-BEST/FIT RELATION-W4
- H4HR5N - S8Q5N HH MEMBER 14-GENDER-W4
- H4HR6N - S8Q6N HH MEMBER 14-AGE-W4
- H4HR7N - S8Q7N HH MEMBER 14-APPROXIMATE AGE-W4
- H4HR8N - S8Q8N HH MEMBER 14-RELATION TO RESP-W4
- H4HR9N - S8Q9N HH MEMBER 14-BEST/FIT RELATION-W4
- H4HR5O - S8Q5O HH MEMBER 15-GENDER-W4
- H4HR6O - S8Q6O HH MEMBER 15-AGE-W4
- H4HR7O - S8Q7O HH MEMBER 15-APPROXIMATE AGE-W4
- H4HR8O - S8Q8O HH MEMBER 15-RELATION TO RESP-W4
- H4HR9O - S8Q9O HH MEMBER 15-BEST/FIT RELATION-W4
- H4HR5P - S8Q5P HH MEMBER 16-GENDER-W4
- H4HR6P - S8Q6P HH MEMBER 16-AGE-W4
- H4HR7P - S8Q7P HH MEMBER 16-APPROXIMATE AGE-W4
- H4HR8P - S8Q8P HH MEMBER 16-RELATION TO RESP-W4
- H4HR9P - S8Q9P HH MEMBER 16-BEST/FIT RELATION-W4
- H4HR10 - S8Q10 ALWAYS LIVE IN STATE SINCE YOLI-W4
- H4HR11MA - S8Q11MA MONTH MOVED STATE LISTED 1-W4
- H4HR11YA - S8Q11YA YEAR MOVED STATE LISTED 1-W4
- H4HR11MB - S8Q11MB MONTH MOVED STATE LISTED 2-W4
- H4HR11YB - S8Q11YB YEAR MOVED STATE LISTED 2-W4
- H4HR11MC - S8Q11MC MONTH MOVED STATE LISTED 3-W4
- H4HR11YC - S8Q11YC YEAR MOVED STATE LISTED 3-W4
- H4HR11MD - S8Q11MD MONTH MOVED STATE LISTED 4-W4
- H4HR11YD - S8Q11YD YEAR MOVED STATE LISTED 4-W4
- H4HR11ME - S8Q11ME MONTH MOVED STATE LISTED 5-W4
- H4HR11YE - S8Q11YE YEAR MOVED STATE LISTED 5-W4
- H4HR11MF - S8Q11MF MONTH MOVED STATE LISTED 6-W4

- H4HR11YF - S8Q11YF YEAR MOVED STATE LISTED 6-W4
- H4HR11MG - S8Q11MG MONTH MOVED STATE LISTED 7-W4
- H4HR11YG - S8Q11YG YEAR MOVED STATE LISTED 7-W4
- H4HR11MH - S8Q11MH MONTH MOVED STATE LISTED 8-W4
- H4HR11YH - S8Q11YH YEAR MOVED STATE LISTED 8-W4
- H4HR11MI - S8Q11MI MONTH MOVED STATE LISTED 9-W4
- H4HR11YI - S8Q11YI YEAR MOVED STATE LISTED 9-W4
- H4HR11MJ - S8Q11MJ MONTH MOVED STATE LISTED 10-W4
- H4HR11YJ - S8Q11YJ YEAR MOVED STATE LISTED 10-W4
- H4HR11MK - S8Q11MK MONTH MOVED STATE LISTED 11-W4
- H4HR11YK - S8Q11YK YEAR MOVED STATE LISTED 11-W4
- H4HR11ML - S8Q11ML MONTH MOVED STATE LISTED 12-W4
- H4HR11YL - S8Q11YL YEAR MOVED STATE LISTED 12-W4
- H4HR11MM - S8Q11MM MONTH MOVED STATE LISTED 13-W4
- H4HR11YM - S8Q11YM YEAR MOVED STATE LISTED 13-W4
- H4HR11MN - S8Q11MN MONTH MOVED STATE LISTED 14-W4
- H4HR11YN - S8Q11YN YEAR MOVED STATE LISTED 14-W4
- H4HR11MO - S8Q11MO MONTH MOVED STATE LISTED 15-W4
- H4HR11YO - S8Q11YO YEAR MOVED STATE LISTED 15-W4
- H4ED1 - S9Q1 HIGH SCHOOL GRADUATION STATUS-W4
- H4ED2 - S9Q2 HIGHEST EDU LVL ACHIEVED TO DATE-W4
- H4ED3A - S9Q3 MOST RECENT DEGREE/CERTIF-W4
- H4ED3B - S9Q3 2ND MOST RECENT DEGREE/CERTIF-W4
- H4ED3C - S9Q3 3RD MOST RECENT DEGREE/CERTIF-W4
- H4ED3D - S9Q3 4TH MOST RECENT DEGREE/CERTIF-W4
- H4ED3E - S9Q3 5TH MOST RECENT DEGREE/CERTIF-W4
- H4ED3F - S9Q3 6TH MOST RECENT DEGREE/CERTIF-W4
- H4ED3G - S9Q3 7TH MOST RECENT DEGREE/CERTIF-W4
- H4ED3H - S9Q3 8TH MOST RECENT DEGREE/CERTIF-W4
- H4ED4A - S9Q4 YR RECVD MOST RECENT DEGREE-W4
- H4ED4B - S9Q4 YR RECVD 2ND MOST RECENT DEGREE-W4
- H4ED4C - S9Q4 YR RECVD 3RD MOST RECENT DEGREE-W4
- H4ED4D - S9Q4 YR RECVD 4TH MOST RECENT DEGREE-W4
- H4ED4E - S9Q4 YR RECVD 5TH MOST RECENT DEGREE-W4
- H4ED4F - S9Q4 YR RECVD 6TH MOST RECENT DEGREE-W4
- H4ED4G - S9Q4 YR RECVD 7TH MOST RECENT DEGREE-W4
- H4ED4H - S9Q4 YR RECVD 8TH MOST RECENT DEGREE-W4
- H4ED5A - S9Q5 RECEIVED ANY OTHER DEGREES/CERT-W4
- H4ED5B - S9Q5 RECEIVED ANY OTHER DEGREES/CERT-W4
- H4ED5C - S9Q5 RECEIVED ANY OTHER DEGREES/CERT-W4
- H4ED5D - S9Q5 RECEIVED ANY OTHER DEGREES/CERT-W4
- H4ED5E - S9Q5 RECEIVED ANY OTHER DEGREES/CERT-W4
- H4ED5F - S9Q5 RECEIVED ANY OTHER DEGREES/CERT-W4
- H4ED5G - S9Q5 RECEIVED ANY OTHER DEGREES/CERT-W4



- H4ED5H - S9Q5 RECEIVED ANY OTHER DEGREES/CERT-W4
- H4ED6 - S9Q6 CURR/ATTENDING COL/UNIV/VOC SCHL-W4
- H4ED7 - S9Q7 RELATIVE PROV FINAN ASST LAST YR-W4
- H4ED8 - S9Q8 ACHIEVED DESIRED EDUCATION LEVEL-W4
- H4ED9 - S9Q9 HIGHEST EDUC LEVEL EVER EXPECTED-W4
- H4MI1 - S10Q1 EVER BEEN IN MILITARY-W4
- H4MI2 - S10Q2 SERVICE IN/OUTSIDE THE US-W4
- H4MI3 - S10Q3 CURRENTLY SERVING IN MILITARY-W4
- H4MI4A - S10Q4A SERVED BEFORE ARMY-W4
- H4MI4B - S10Q4B SERVED BEFORE AIR FORCE-W4
- H4MI4C - S10Q4C SERVED BEFORE MARINES-W4
- H4MI4D - S10Q4D SERVED BEFORE NAVY-W4
- H4MI4E - S10Q4E SERVED BEFORE COAST GUARD-W4
- H4MI5 - S10Q5 CURRENT BRANCH OF ARMED FORCES-W4
- H4MI6A - S10Q6A COMPONENT SERVED ACTIVE DUTY-W4
- H4MI6B - S10Q6B COMPONENT SERVED RESERVES-W4
- H4MI6C - S10Q6C COMPONENT SERVED NATL GUARD-W4
- H4MI7 - S10Q7 COMPONENT CURRENTLY SERVING-W4
- H4MI8M - S10Q8M MONTH START ACT/MILITARY DUTY-W4
- H4MI8Y - S10Q8Y YEAR START ACT/MILITARY DUTY-W4
- H4MI9M - S10Q9M MONTH DISCHARGED ACT/MILITARY-W4
- H4MI9Y - S10Q9Y YEAR DISCHARGED ACT/MILITARY-W4
- H4MI10 - S10Q10 HIGHEST MILITARY RANK ACHIEVED-W4
- H4MI11Y - S10Q11Y TOTAL ACTIVE DUTY TIME YEARS-W4
- H4MI11M - S10Q11M TOTAL ACTIVE DUTY TIME MONTHS-W4
- H4MI12Y - S10Q12Y TOTAL COMBAT TIME YEARS-W4
- H4MI12M - S10Q12M TOTAL COMBAT TIME MONTHS-W4
- H4MI13 - S10Q13 NUMBER OF COMBAT ENGAGEMENTS-W4
- H4MI14 - S10Q14 KILLED SOMEONE DURING COMBAT-W4
- H4MI15 - S10Q15 WOUNDED/INJURED DURING COMBAT-W4
- H4MI16A - S10Q16A SAW DEAD/WOUNDED ALLY-W4
- H4MI16B - S10Q16B SAW DEAD/WOUNDED ENEMY-W4
- H4MI16C - S10Q16C SAW DEAD/WOUNDED CIVILIAN-W4
- H4MI16D - S10Q16D SAW DEAD/WOUNDED NO-W4
- H4MI17 - S10Q17 WILL GIVE SOCIAL SECURITY NUM-W4
- H4LM1 - S11Q1 WORK FOR PAY > 35HR/WK NOT STUD-W4
- H4LM2 - S11Q2 EVER WORK 9 WEEKS/MORE/10 HRS-W4
- H4LM3 - S11Q3 TOT NO JOBS BETWEEN 2001/LST YR-W4
- H4LM4 - S11Q4 NO TX FIRED BETWEEN 2001/LST YR-W4
- H4LM5 - S11Q5 AGE STRT 1ST PAID FULL TIME JOB-W4
- H4LM6 - S11Q6 STILL WORK FIRST PAY JOB EVER-W4
- H4LM7 - S11Q7 ANOTHER JOB SINCE 1ST > 10H/WK-W4
- H4LM8 - S11Q8 TYPE WORK 1ST FULL TIME JOB-W4
- H4LM9M - S11Q9M MTHS WRKD 1ST F/T JOB-W4

- H4LM9Y - S11Q9Y YRS WRKD 1ST F/T JOB-W4
- H4LM10 - S11Q10 GOAL DESCRIPTION 1ST F/T JOB-W4
- H4LM11 - S11Q11 CURRENTLY WORK/10 HRS WEEK-W4
- H4LM12 - S11Q12 # JOBS CURRENTLY WORK/10HRS/WK-W4
- H4LM13 - S11Q13 TOTAL HR/WK CURRENTLY WORKING-W4
- H4LM14 - S11Q14 DESCR CURRENT WORK STATUS-W4
- H4LM15M - S11Q15M MONTH PAY JOB STARTED-W4
- H4LM15Y - S11Q15Y YEAR PAY JOB STARTED-W4
- H4LM16M - S11Q16M MONTH PAY JOB ENDED-W4
- H4LM16Y - S11Q16Y YEAR PAY JOB ENDED-W4
- H4LM17 - S11Q17 REASON LEFT MST RECENT JOB-W4
- H4LM18 - S11Q18 TYPE OF WORK RECENT JOB-W4
- H4LM19 - S11Q19 NUMBER HRS/WEEK CURR PAY JOB-W4
- H4LM20 - S11Q20 BEST DESC HRS WORKED CURR JOB-W4
- H4LM21A - S11Q21A EMPLOYER PROVIDES-HEALTH INS-W4
- H4LM21B - S11Q21B EMPLOYER PROVIDES-RETIRE BEN-W4
- H4LM21C - S11Q21C EMPLOYER PROVIDES-PD VAC/SICK-W4
- H4LM22 - S11Q22 SPEND MST TIME STAND/SEAT WORK-W4
- H4LM23 - S11Q23 DECISION-MAKING FREEDOM WORK-W4
- H4LM24 - S11Q24 HOW OFTEN REPETITIOUS TASKS-W4
- H4LM25 - S11Q25 DX OF SUPERVISORY ROLE-W4
- H4LM26 - S11Q26 GLOBAL JOB SATISFACTION-W4
- H4LM27 - S11Q27 CURR/MST RCNT JOB GOAL DESCR-W4
- H4LM28 - S11Q28 FAMILY RESP INTERFER W/WORK-W4
- H4LM29 - S11Q29 OFT CUT HRS/REFUSE OT B/C FAM-W4
- H4LM30 - S11Q30 FAM TIME OFT DECREASE B/C WORK-W4
- H4EC1 - S12Q1 TOTAL HOUSEHOLD INC 06/07/08-W4
- H4EC2 - S12Q2 INCOME PERS EARNINGS 06/07/08-W4
- H4EC3 - S12Q3 BEST GUESS INCOME PERS EARNINGS-W4
- H4EC4 - S12Q4 OWN/MORTGAGE CURRENT RESIDENCE-W4
- H4EC5 - S12Q5 CURRENT RESID MORTGAGE BALANCE-W4
- H4EC6 - S12Q6 FIN GIFT/LOAN TO BUY/IMPRV RES-W4
- H4EC7 - S12Q7 BEST EST TOT COMBINED ASSETS-W4
- H4EC8 - S12Q8 BEST EST TOTAL COLL HSHLD DEBT-W4
- H4EC9 - S12Q9 NET STATUS IF ASSESTS LIQUEFIED-W4
- H4EC10 - S12Q10 PAST 12 MON NO PHONE SERVICE-W4
- H4EC11 - S12Q11 PAST 12 MON NO MORTG PAYMENT-W4
- H4EC12 - S12Q12 PAST 12 MON EVICTED FROM HOUSE-W4
- H4EC13 - S12Q13 PAST 12 MON NO UTIL PAYMNT-W4
- H4EC14 - S12Q14 PAST 12 MON UTIL TURNED OFF-W3
- H4EC15 - S12Q15 PAST YR WORRIED FOOD DEPLETED-W4
- H4EC16 - S12Q16 B AGE 18 HH MEM REC PUB ASSIST-W4
- H4EC17 - S12Q17 HOW LONG HH MEM REC PUB ASSIST-W4
- H4EC18 - S12Q18 REC WELFARE/PUB ASSIST-W4

- H4EC19 - S12Q19 WHERE RESP IS ON LADDER-W4
- H4RE1 - S13Q1 PRESENT RELIGION-W4
- H4RE2 - S13Q2 PRESENT RELIGION OTHR CHRISTIAN-W4
- H4RE3 - S13Q3 FUNDAMENTALIST/LIBERAL/PENTECTL-W4
- H4RE4 - S13Q4 TRADITIONAL/MODERATE/LIBERAL-W4
- H4RE5 - S13Q5 ORTHODOX/CONSERVATIVE/REFORM-W4
- H4RE6 - S13Q6 DENOMINATION-W4
- H4RE7 - S13Q7 HAVE ATTENDED CHURCH/MOSQ/SYNG-W4
- H4RE8 - S13Q8 PARTICIPATED CHURCH ACTIVITIES-W4
- H4RE9 - S13Q9 HOW IMPORTANT RELIG FAITH-W4
- H4RE10 - S13Q10 HOW OFTEN PRAY IN PRIVATE-W4
- H4RE11 - S13Q11 HOW OFTEN TURN RELIG FOR PROBS-W4
- H4MH1 - S14Q1 INTERRUPTD DURING 90 SEC RECALL-W4
- C4WD90\_1 - S14 # WORDS ON LIST RECALLED 90 SEC-W4
- C4WD90\_2 - S14 # WORDS NOT ON LIST NAMED 90 SEC-W4
- C4WD90\_3 - S14 # WORDS REPEATED 90 SEC-W4
- H4MH2 - S14Q2 HOW OFTEN FEEL ISOLATED-W4
- H4MH3 - S14Q3 LST MNTH UNABLE CONTROL THINGS-W4
- H4MH4 - S14Q4 LST MNTH CONF HANDLE PERS PROB-W4
- H4MH5 - S14Q5 LST MNTH THINGS GOING YOUR WAY-W4
- H4MH6 - S14Q6 LST MNTH DIFFICULTIES OVERWHELM-W4
- H4MH7 - S14Q7 COMPARED TO OTH HOW INTELLIGENT-W4
- H4MH8 - S14Q8 COMPARED TO OTH HOW ATTRACTIVE-W4
- H4MH9 - S14Q9 NUMBER OF KIDS INTEND TO HAVE-W4
- H4MH10 - S14Q10 INTERRUPTD DURNG 60 SEC RECALL-W4
- C4WD60\_1 - S14 # WORDS ON LIST RECALLED 60 SEC-W4
- C4WD60\_2 - S14 # WORDS NOT ON LIST NAMED 60 SEC-W4
- C4WD60\_3 - S14 # WORDS REPEATED 60 SEC-W4
- H4MH11A - S14Q11A NUMBER STRING/2-4-W4
- H4MH11B - S14Q11B NUMBER STRING/5-7-W4
- H4MH12A - S14Q12A NUMBER STRING/6-2-9-W4
- H4MH12B - S14Q12B NUMBER STRING/4-1-5-W4
- H4MH13A - S14Q13A NUMBER STRING/3-2-7-9-W4
- H4MH13B - S14Q13B NUMBER STRING/4-9-6-8-W4
- H4MH14A - S14Q14A NUMBER STRING/1-5-2-8-6-W4
- H4MH14B - S14Q14B NUMBER STRING/6-1-8-4-3-W4
- H4MH15A - S14Q15A NUMBER STRING/5-3-9-4-1-8-W4
- H4MH15B - S14Q15B NUMBER STRING/7-2-4-8-5-6-W4
- H4MH16A - S14Q16A NUMBER STRING/8-1-2-9-3-6-5-W4
- H4MH16B - S14Q16B NUMBER STRING/4-7-3-9-1-2-8-W4
- H4MH17A - S14Q17A NUMBER STRING/9-4-3-7-6-2-5-8-W4
- H4MH17B - S14Q17B NUMBER STRING/7-2-8-1-9-6-5-3-W4
- C4NUMSCR - TOTAL SCORE ON NUMBER RECALL TASK-W4
- H4MH18 - S14Q18 PAST 7 DAYS BOTHERED BY THINGS-W4

- H4MH19 - S14Q19 PAST 7 DAYS SHAKE OFF BLUES-W4
- H4MH20 - S14Q20 PAST 7 DAYS FELT AS GOOD OTHRS-W4
- H4MH21 - S14Q21 PAST 7 DAYS TROUBL CONCENTRTNG-W4
- H4MH22 - S14Q22 PAST 7 DAYS FELT DEPRESSED-W4
- H4MH23 - S14Q23 PAST 7 DAYS FELT TOO TIRED-W4
- H4MH24 - S14Q24 PAST 7 DAYS FELT HAPPY-W4
- H4MH25 - S14Q25 PAST 7 DAYS ENJOYED LIFE-W4
- H4MH26 - S14Q26 PAST 7 DAYS FELT SAD-W4
- H4MH27 - S14Q27 PAST 7 DAYS FELT DISLIKED-W4
- H4MH28 - S14Q28 FEEL TREATED W/ LESS RESPECT-W4
- H4MH29 - S14Q29 REASON TREATED LESS RESPECT-W4
- H4SE1 - S15Q1 THOUGHT ABOUT SUICIDE PST YR-W4
- H4SE2 - S15Q2 NO TIMES ATTEMPT SUICIDE PST YR-W4
- H4SE3 - S15Q3 SUICIDE ATTMPT CAUSE INJURY-W4
- H4SE4 - S15Q4 FAMILY/FRNDS ATTEMPT SUICIDE-W4
- H4SE5 - S15Q5 FAMILY/FRND KILLED BY SUICIDE-W4
- H4SE6 - S15Q6 EVER HAVE VAGINAL SEX-W4
- H4SE7 - S15Q7 AGE FIRST TIME VAGINAL SEX-W4
- H4SE8 - S15Q8 NUM PARTNERS VAGINAL SEX-W4
- H4SE9 - S15Q9 EVER HAD ORAL SEX-W4
- H4SE10 - S15Q10 AGE 1ST TIME HAD ORAL SEX-W4
- H4SE11 - S15Q11 EVER HAD ANAL INTERCOURSE-W4
- H4SE12 - S15Q12 AGE 1ST ANAL INTERCOURSE-W4
- H4SE13 - S15Q13 NO MALE PARNTER EVER HAD-W4
- H4SE14 - S15Q14 BEST EST NO MALE PARTNERS-W4
- H4SE15 - S15Q15 NO MALE PTNR BFORE 18-W4
- H4SE16 - S15Q16 BEST EST NO MALE PTNR BFORE 18-W4
- H4SE17 - S15Q17 NO MALE PTNR LST YR -W4
- H4SE18 - S15Q18 BEST EST NO MALE PTNR LST YR -W4
- H4SE19 - S15Q19 NO FEMALE PRTNRS EVER HAD-W4
- H4SE20 - S15Q20 EST NO FEMALE PTNRS EVER HAD-W4
- H4SE21 - S15Q21 NO FEMALE PTNR BEFORE 18-W4
- H4SE22 - S15Q22 EST NO FEMALE PTNR BEFORE 18-W4
- H4SE23 - S15Q23 NO FEM PTNR LST YR-W4
- H4SE24 - S15Q24 BEST EST NO FEM PTNR LST YR-W4
- H4SE25 - S15Q25 NO SEX PTNR ONLY 1 OCCASSION-W4
- H4SE26A - S15Q26A PST 12 MTHS-USE CONDOMS-W4
- H4SE26B - S15Q26B PST 12 MTHS-USE FMALE CONDOMS-W4
- H4SE26C - S15Q26C PST 12 MOS-ORAL BIRTH CONTROL-W4
- H4SE26D - S15Q26D PST 12 MTHS-BRTH CTRL INJECT-W4
- H4SE26E - S15Q26E PST 12 MTHS-EMERG CNTRCPTN-W4
- H4SE26F - S15Q26F PST 12 MTHS-BRTH CTRL IMPLANT-W4
- H4SE26G - S15Q26G PST 12 MTHS-DIAPHRAGM-W4
- H4SE26H - S15Q26H PST 12 MTHS-IUD-W4

- H4SE26I - S15Q26I PST 12 MTHS-NTRL FAM PLANNING-W4
- H4SE26J - S15Q26J PST 12 MTHS-WITHDRAWAL METHOD-W4
- H4SE26K - S15Q26K PST 12 MTHS-RHYTHM METHOD-W4
- H4SE26L - S15Q26L PST 12 MTHS-VAGINAL SPONGE-W4
- H4SE26M - S15Q26M PST 12 MTHS-SPERMICIDE CRM-W4
- H4SE26N - S15Q26N PST 12 MTHS-RING-W4
- H4SE26O - S15Q26O PST 12 MTHS-CONTRACPTVE PTCH-W4
- H4SE26P - S15Q26P PST 12 MTHS-CONTRACPTVE FILM-W4
- H4SE26Q - S15Q26Q PST 12 MTHS-EMERG IUD INSERT-W4
- H4SE26R - S15Q26R PST 12 MTHS-PARTNER VASECTOMY-W4
- H4SE26S - S15Q26S PST 12 MTHS-TUBAL LIGATION-W4
- H4SE26T - S15Q26T PST 12 MTHS-OTHR CONTRACEPTVE-W4
- H4SE26U - S15Q26U PST 12 MTHS ARVS USED-W4
- H4SE26V - S15Q26V PST 12 MTHS NO METHOD USED-W4
- H4SE27 - S15Q27 SEX W/ MORE 1 PTNR SAME TIME-W4
- H4SE28 - S15Q28 TX PAID FOR SEX/ WAS PAID SEX-W4
- H4SE29 - S15Q29 ROMANTIC ATTRACT TO FEMALES-W4
- H4SE30 - S15Q30 ROMANTIC ATTRACT TO MALE-W4
- H4SE31 - S15Q31 SEXUAL SELF DEFINITION-W4
- H4SE32 - S15Q32 EVER NON-PHYS FORCED SEX-W4
- H4SE33 - S15Q33 AGE 1ST NON-PHYS FORCED SEX-W4
- H4SE34 - S15Q34 EVER PHYS FORCED TO HAVE SEX-W4
- H4SE35 - S15Q35 AGE 1ST TIME PHYS FORCED SEX-W4
- H4SE36A - S15Q36A EVER DIAGNOSED-CHLAMYDIA-W4
- H4SE36B - S15Q36B EVER DIAGNOSED-GONORRHEA-W4
- H4SE36C - S15Q36C EVER DIAGNOSED-TRICHOMONIASIS-W4
- H4SE36D - S15Q36D EVER DIAGNOSED-SYPHILIS-W4
- H4SE36E - S15Q36E EVER DIAGNOSED-GENITAL HERPES-W4
- H4SE36F - S15Q36F EVER DIAGNOSED-GENITAL WARTS-W4
- H4SE36G - S15Q36G EVER DIAGNOSED-HEPATITIS B-W4
- H4SE36H - S15Q36H EVER DX-HUMAN PAPILLOMA VIRUS-W4
- H4SE36I - S15Q36I EVER DX-PELVIC INFLAM DISEASE-W4
- H4SE36J - S15Q36J EVER DX-CERVICITIS OR MPC-W4
- H4SE36K - S15Q36K EVER DX-URETHRITIS (NGU)-W4
- H4SE36L - S15Q36L EVER DIAGNOSED-VAGINITIS-W4
- H4SE36M - S15Q36M EVER DIAGNOSED-HIV/AIDS-W4
- H4SE36N - S15Q36N EVER DIAGNOSED-ANY OTHER STD-W4
- H4SE36O - S15Q36O NEVER HAD STD-W4
- H4SE37A - S15Q37A DX LST YR-CHLAMYDIA-W4
- H4SE37B - S15Q37B DX LST YR-GONORRHEA-W4
- H4SE37C - S15Q37C DX LST YR-TRICHOMONIASIS-W4
- H4SE37D - S15Q37D DX LST YR-SYPHILIS-W4
- H4SE37E - S15Q37E DX LST YR-GENITAL HERPES-W4
- H4SE37F - S15Q37F DX LST YR-GENITAL WARTS-W4

- H4SE37G - S15Q37G DX LST YR-HEPATITIS B-W4
- H4SE37H - S15Q37H DX LST YR-HUM PAPILOMA VIRUS-W4
- H4SE37I - S15Q37I DX LST YR-PELV INFLAM DISEASE-W4
- H4SE37J - S15Q37J DX LST YR-CERVICITIS OR MPC-W4
- H4SE37K - S15Q37K DX LST YR-URETHRITIS (NGU)-W4
- H4SE37L - S15Q37L DX LST YR-VAGINITIS-W4
- H4SE37M - S15Q37M DX LST YR-HIV/AIDS-W4
- H4SE37N - S15Q37N DX LST YR-ANY OTHER STD-W4
- H4SE37O - S15Q37O DX LST YR-HAD NO STD-W4
- H4TR1 - S16AQ1 # PARTNER EVER MARRIED-W4
- H4TR2 - S16AQ2 # OTHR PARTNER EVR LIVED WITH-W4
- H4TR3 - S16AQ3 # OTHR PARTNER RESULT IN PREG-W4
- H4TR4 - S16AQ4 # OTHR PARTNER CURRENT DATING-W4
- H4TR5 - S16AQ5 # OTHR PRTNR RLNSHP >=6M FR 2001
- H4TR6 - S16AQ6 # OTHR PRTNR RLNSHP < 6M FR 2001
- H4TR7 - S16AQ7 R CURRENTLY PREGNANT-W4
- H4TR8 - S16AQ8 R PROBABLY PREGNANT-W4
- H4TR9 - S16AQ9 # TIMES GOT/MADE PREGNANT-W4
- H4TR10 - S16AQ10 TOTAL # LIVE BIRTHS-W4
- H4TR11 - S16AQ11 TOTAL # CHILDREN STILL LIVING-W4
- H4TR12 - S16AQ12 EVR TROUBLE GET/MADE PREGNANT-W4
- PTNR\_ID - PARTNER ID -W4
- H4RD1 - S17Q1 R'S AGE ROMANTIC REL. BEGAN-W4
- H4RD2D - S17Q2 TIME DUR INVLD CRNT PTNR, DAYS-W4
- H4RD2M - S17Q2 TIME DUR INVLD CRNT PTNR, MNTHS-W4
- H4RD2Y - S17Q2 TIME DUR INVLD CRNT PTNR, YEARS-W4
- H4RD3 - S17Q3 RELATIONSHIP TYPE W/ PARTNER-W4
- H4RD4 - S17Q4 R/P HOME OTHER THAN CO-HAB?-W4
- H4RD5 - S17Q5 FREQ. NIGHT TOGETHER-W4
- H4RD6 - S17Q6 CRNT STATUS OF MARRIAGE TO PTNR-W4
- H4RD7A - S17Q7 R/P ENJOY ORDINRY THINGS TOGTHR-W4
- H4RD7B - S17Q7 R SATSFD HANDLE PROBLMS W/ PTNR-W4
- H4RD7C - S17Q7 R SATSFD HANDLE FINANCES W/PTNR-W4
- H4RD7D - S17Q7 PTNR LISTEN WHEN R NEED TO TALK-W4
- H4RD7E - S17Q7 PTNR EXPRESS LOVE AFFECTN TO R-W4
- H4RD7F - S17Q7 R SATSFD SEX LIFE W/ PARTNER-W4
- H4RD7G - S17Q7 R TRUST PARTNER TO BE FAITHFUL-W4
- H4RD8 - S17Q8 EXTENT R'S LOVE FOR CRNT PTNR-W4
- H4RD9 - S17Q9 EXTNT R'S HAPPINESS W/CRNT PTNR-W4
- H4RD10 - S17Q10 EXTNT R COMMITTED TO/CRNT PTNR-W4
- H4RD11 - S17Q11 CHANCE R AND CRNT PARTNR MARRY-W4
- H4RD12 - S17Q12 LVL R'S CLOSENESS TO/CRNT PTNR-W4
- H4RD13 - S17Q13 LIKELIHOOD RELATNSHP PERMANENT-W4
- H4RD14 - S17Q14 SEXUAL ACTIVTY W/ PTNR, NUMBER-W4

- H4RD14T - S17Q14 SEXUAL ACTIVITY W/ PRTNR, UNIT-W4
- H4RD15 - S17Q15 EXTNT CONTRACEPTIVE USE W/PTNR-W4
- H4RD16 - S17Q16 PRTNR HAS CONCURRENT PARTNERS?-W4
- H4RD17 - S17Q17 R HAS CONCURRENT PARTNERS?-W4
- H4RD18 - S17Q18 FREQ. PARTNER VIOLENT TO R-W4
- H4RD19 - S17Q19 FREQ. PARTNER SLAP/HIT/KICK R-W4
- H4RD20 - S17Q20 FREQ. R INJURED BY PARTNER-W4
- H4RD21 - S17Q21 FREQ. PARTNER FORCED SEX ON R-W4
- H4RD22 - S17Q22 FREQ. R VIOLENT TO PARTNER-W4
- H4RD23 - S17Q23 FREQ. R SLAP/HIT/KICK PARTNER-W4
- H4RD24 - S17Q24 FREQ. PARTNER INJURED BY R-W4
- H4RD25 - S17Q25 FREQ. R FORCED SEX ON PARTNER-W4
- H4KK14 - S20BQ14 LANGUAGE SPOKEN CHILD AT HOME-W4
- H4KK15A - S20BQ15 R HAPPY IN ROLE AS A PARENT-W4
- H4KK15B - S20BQ15 R FEEL CLOSE TO CHILD(REN)-W4
- H4KK15C - S20BQ15 CHILD(REN) MAJOR STRESS TO R-W4
- H4KK15D - S20BQ15 PARENT RESPONSBLTY OVRWHELM R-W4
- H4DS1 - S21Q1 12 MO,OFT DAMAGE PROP/NOT YOUR-W4
- H4DS2 - S21Q2 12 MO,OFT STEAL SOMETHING/>\$50-W4
- H4DS3 - S21Q3 12 MO,OFT HOUSE STEAL SOMETHIN-W4
- H4DS4 - S21Q4 12 MO,OFT WEAPON GET SOMETHING-W4
- H4DS5 - S21Q5 12 MO,OFT SELL DRUGS-W4
- H4DS6 - S21Q6 12 MO,OFT STEAL SOMETHING/<\$50-W4
- H4DS7 - S21Q7 12 MO,OFT PART PHYS FIGHT/GRP-W4
- H4DS8 - S21Q8 12 MO,OFT BUY,SELL,STOL PROPER-W4
- H4DS9 - S21Q9 12 MO,OFT USE ONE'S CRED CARD-W4
- H4DS10 - S21Q10 12 MO,OFT DELIB WRIT BAD CHECK-W4
- H4DS11 - S21Q11 12 MO,OFT GET IN PHYS FIGHT-W4
- H4DS12 - S21Q12 12 MO,OFT HURT ONE BAD/CARE-W4
- H4DS13 - S21Q13 12 MO YOUR PROP STOLEN >\$50-W4
- H4DS14 - S21Q14 12 MO,SAW ONE SHOOT/STAB PERS-W4
- H4DS15 - S21Q15 12 MO,PULLED GUN/KNIFE ON YOU-W4
- H4DS16 - S21Q16 12 MO,SOMEONE SHOT/STAB YOU-W4
- H4DS17 - S21Q17 12 MO,ONE SLAP/HIT/CHOKE YOU-W4
- H4DS18 - S21Q18 12 MO,YOU WERE BEATEN UP-W4
- H4DS19 - S21Q19 12 MO,PULL KNIFE/GUN SOMEONE-W4
- H4DS20 - S21Q20 12 MO,SHOT/STABBED SOMEONE-W4
- H4CJ1 - S22Q1 EVER BEEN ARRESTED BY POLICE-W4
- H4CJ2 - S22Q2 NUM TIMES ARRESTED BY POLICE-W4
- H4CJ3 - S22Q3 AGE WHEN ARRESTED BY POLICE-W4
- H4CJ4 - S22Q4 AGE WHEN 1ST ARRESTED BY POLICE-W4
- H4CJ5 - S22Q5 NUM TIMES ARRESTED BEF AGE 18-W4
- H4CJ6 - S22Q6 NUM TIMES ARRESTED SINCE 18-W4
- H4CJ7A - S22Q7A TYPE ARREST CHARGE-DUI/DWI-W4

- H4CJ7B - S22Q7B TYPE ARREST CHARGE-OTH ETOH-W4
- H4CJ7C - S22Q7C TYPE ARREST CHARGE-MARIJ-W4
- H4CJ7D - S22Q7D TYPE ARREST CHARGE-OTH DRUG-W4
- H4CJ7E - S22Q7E TYPE ARREST CHARGE-ROBBERY-W4
- H4CJ7F - S22Q7F TYPE ARREST CHARGE-THEFT-W4
- H4CJ7G - S22Q7G TYPE ARREST CHARGE-RAPE-W4
- H4CJ7H - S22Q7H TYPE ARREST CHARGE-AGR ASSLT-W4
- H4CJ7I - S22Q7I TYPE ARREST CHARGE-SIMP ASSLT-W4
- H4CJ7J - S22Q7J TYPE ARREST CHARGE-FRAUD-W4
- H4CJ7K - S22Q7K TYPE ARREST CHARGE-OTHER OFFNS-W4
- H4CJ8 - S22Q8 AGE LAST TIME ARRESTED-W4
- H4CJ9A - S22Q9A LAST ARREST CHARGE-DUI/DWI-W4
- H4CJ9B - S22Q9B LAST ARREST CHARGE-OTH ETOH-W4
- H4CJ9C - S22Q9C LAST ARREST CHARGE-MARIJ-W4
- H4CJ9D - S22Q9D LAST ARREST CHARGE-OTH DRUG-W4
- H4CJ9E - S22Q9E LAST ARREST CHARGE-ROBBERY-W4
- H4CJ9F - S22Q9F LAST ARREST CHARGE-THEFT-W4
- H4CJ9G - S22Q9G LAST ARREST CHARGE-RAPE-W4
- H4CJ9H - S22Q9H LAST ARREST CHARGE-AGR ASSLT-W4
- H4CJ9I - S22Q9I LAST ARREST CHARGE-SIMP ASSLT-W4
- H4CJ9J - S22Q9J LAST ARREST CHARGE-FRAUD-W4
- H4CJ9K - S22Q9K LAST ARREST CHARGE-OTH OFFNS-W4
- H4CJ10 - S22Q10 EVER BEEN CONVICTED/PLED CRM-W4
- H4CJ11 - S22Q11 AGE WHEN CONVICTED-W4
- H4CJ12 - S22Q12 AGE WHEN 1ST CONVICTED-W4
- H4CJ13A - S22Q13A CONVICT/PLED CHARGE-DUI/DWI-W4
- H4CJ13B - S22Q13B CONVICT/PLED CHARGE-OTH ETOH-W4
- H4CJ13C - S22Q13C CONVICT/PLED CHARGE-MARIJ-W4
- H4CJ13D - S22Q13D CONVICT/PLED CHARGE-OTH DRUG-W4
- H4CJ13E - S22Q13E CONVICT/PLED CHARGE-ROBBERY-W4
- H4CJ13F - S22Q13F CONVICT/PLED CHARGE-THEFT-W4
- H4CJ13G - S22Q13G CONVICT/PLED CHARGE-RAPE-W4
- H4CJ13H - S22Q13H CONVICT/PLED CHARGE-AGR ASSLT-W4
- H4CJ13I - S22Q13I CONVICT/PLED CHARGE-SIMP ASSLT-W4
- H4CJ13J - S22Q13J CONVICT/PLED CHARGE-FRAUD-W4
- H4CJ13K - S22Q13K CONVICT/PLED CHARGE-OTH OFFNS-W4
- H4CJ14 - S22Q14 AGE WHEN LST CONVICTED/PLED-W4
- H4CJ15A - S22Q15A LST CONV/PLED CHARG-DUI/DWI-W4
- H4CJ15B - S22Q15B LST CONV/PLED CHARG-OTH ETOH-W4
- H4CJ15C - S22Q15C LST CONV/PLED CHARG-MARIJ-W4
- H4CJ15D - S22Q15D LST CONV/PLED CHARG-OTH DRUG-W4
- H4CJ15E - S22Q15E LST CONV/PLED CHARG-ROBBERY-W4
- H4CJ15F - S22Q15F LST CONV/PLED CHARG-THEFT-W4
- H4CJ15G - S22Q15G LST CONV/PLED CHARG-RAPE-W4



- H4CJ15H - S22Q15H LST CONV/PLED CHARG-AGR ASSLT-W4
- H4CJ15I - S22Q15I LST CONV/PLED CHARG-SIM ASSLT-W4
- H4CJ15J - S22Q15J LST CONV/PLED CHARG-FRAUD-W4
- H4CJ15K - S22Q15K LST CONV/PLED CHARG-OTH OFFNS-W4
- H4CJ16 - S22Q16 EVER SENTENCED PROBATION-W4
- H4CJ17 - S22Q17 EVER INCARCERATED-W4
- H4CJ18 - S22Q18 NUM OF TIMES INCARCERATED-W4
- H4CJ19 - S22Q19 AGE WHEN INCARCERATED-W4
- H4CJ20 - S22Q20 AGE 1ST INCARCERATED-W4
- H4CJ21 - S22Q21 AGE LST INCARCERATED-W4
- H4CJ22Y - S22Q22Y LENGTH OF SENTENCE YEARS-W4
- H4CJ22M - S22Q22M LENGTH OF SENTENCE MONTHS-W4
- H4CJ23Y - S22Q23Y LENGTH OF LST SENTENCE YEARS-W4
- H4CJ23M - S22Q23M LENGTH OF LST SENTENCE MONTHS-W4
- H4CJ24Y - S22Q24Y TOTAL YRS INCARCERATED BEF 18-W4
- H4CJ24M - S22Q24M TOTAL MON INCARCERATED BEF 18-W4
- H4CJ25Y - S22Q25Y TOT YR INCARCERATION AFT 18-W4
- H4CJ25M - S22Q25M TOT MTH INCARCERATION AFT 18-W4
- H4TO1 - S23Q1 EVER SMOKED ENTIRE CIGARETTE-W4
- H4TO2 - S23Q2 AGE 1ST SMOKED ENTIRE CIGARETTE-W4
- H4TO3 - S23Q3 EVER SMOKED CIGS REGULARLY-W4
- H4TO4 - S23Q4 AGE SMOKED CIGS REGULARLY-W4
- H4TO5 - S23Q5 NUM DAYS SMOKD CIGS LST 30 DAYS-W4
- H4TO6 - S23Q6 NUM CIG SMOKE PR DAY LST 30 DYS-W4
- H4TO7 - S23Q7 EVER SMOKE MORE THAN CURRENT-W4
- H4TO8 - S23Q8 SMOKE HOW SOON AFTER WAKE UP-W4
- H4TO9 - S23Q9 DIFFICLT NO SMOKE IN PLACES-W4
- H4TO10 - S23Q10 WHICH CIG MOST DIFF TO GIVE UP-W4
- H4TO11 - S23Q11 NUM CIGS SMOKE PER DAY-W4
- H4TO12 - S23Q12 SMOKE MORE FREQ MORNING-W4
- H4TO13 - S23Q13 SMOKE EVEN IF ILL IN MORNING-W4
- H4TO14 - S23Q14 AGE HAD EXPER 1ST TIME-W4
- H4TO15 - S23Q15 SMOK MOST TIME MORN 1ST CIG-W4
- H4TO16 - S23Q16 SMOK MOST DFFCLT NOT IN PLACE-W4
- H4TO17 - S23Q17 SMOK MOST WHICH CIG HARD G/UP-W4
- H4TO18 - S23Q18 SMOK MOST NUM CIGS PER DAY-W4
- H4TO19 - S23Q19 SMOK MOST MORE FREQ IN MORN-W4
- H4TO20 - S23Q20 SMOK MOST SMOKE WHEN ILL-W4
- H4TO21 - S23Q21 AGE 1ST TIME HAD SMOKE EXPER-W4
- H4TO22 - S23Q22 STILL HAVE SMOKE EXPER-W4
- H4TO23 - S23Q23 SMOKED CIGAR/PIPE 20 TIMES-W4
- H4TO24 - S23Q24 NUM DAYS HAD CIGAR LST 30 DAYS-W4
- H4TO25 - S23Q25 USED CHEWING TOBACC 20 TIMES-W4
- H4TO26 - S23Q26 PAST 30 DAYS CHEW TOBCCO/SNUFF-W4

- H4TO27 - S23Q27 EVER TRIED TO QUIT SMOKING-W4
- H4TO28 - S23Q28 EVER PERIOD WANT QUIT SMOKE-W4
- H4TO29 - S23Q29 ABLE QUIT SMOKING FOR 1 MTH-W4
- H4TO30 - S23Q30 NUM TIMES UNABLE QUIT SMOKE-W4
- H4TO31 - S23Q31 HAD CIGS/CHW TOBACC PST 24 HRS-W4
- H4TO32H - S23Q32H LAST SMOKE PST 24 HRS-HOUR-W4
- H4TO32M - S23Q32M LAST SMOKE PST 24 HRS-MINUTES-W4
- H4TO32T - S23Q32T LAST SMOKE PAST 24 HRS-AM/PM-W4
- H4TO33 - S23Q33 DRINK ALCOHOL > 2-3 TIMES-W4
- H4TO34 - S23Q34 AGE 1ST DRINK ALCOHOL-W4
- H4TO35 - S23Q35 PST 12 MON # DAYS DRINK ALCOH-W4
- H4TO36 - S23Q36 PST 12 MON AVRG # DRINKS TIME-W4
- H4TO37 - S23Q37 PST 12 MON MANY DAYS/5+ DRINKS-W4
- H4TO38 - S23Q38 PST 12 MON # DAYS BEEN DRUNK-W4
- H4TO39 - S23Q39 NUM DAYS HAD DRINK PST 30 DAYS-W4
- H4TO40 - S23Q40 NUM USUAL DRINKS PST 30 DAYS-W4
- H4TO41 - S23Q41 HAD ALCOHOL PST 24 HRS-W4
- H4TO42H - S23Q42H LAST ALCOHOL DRINK-HOUR-W4
- H4TO42M - S23Q42M LAST ALCOHOL DRINK-MINUTES-W4
- H4TO42T - S23Q42T LAST ALCOHOL DRINK-AM/PM-W4
- H4TO43 - S23Q43 TIME WHEN DRANK MORE THAN NOW-W4
- H4TO44 - S23Q44 TIME DRANK MST NUM DAYS DRANK-W4
- H4TO45 - S23Q45 DRANK MST NUM DRINKS EACH TIME-W4
- H4TO46 - S23Q46 DRINK INTERFR W/ WORK/SCHOOL-W4
- H4TO47 - S23Q47 DRINKING PUT YOURSELF AT RISK-W4
- H4TO48 - S23Q48 DRINKING CAUSE LEGAL PROBLEMS-W4
- H4TO49 - S23Q49 DRINK CAUSE PROBLEMS W/FAMILY-W4
- H4TO50 - S23Q50 KEPT DRINK WHEN PROB W/FAMILY-W4
- H4TO51 - S23Q51 NEED DRINK MORE TO GET EFFECT-W4
- H4TO52 - S23Q52 SPENT LOT TIME DRINKING-W4
- H4TO53 - S23Q53 OFTEN DRINK MORE THAN INTENDED-W4
- H4TO54 - S23Q54 EVER TRIED TO QUIT DRINKING-W4
- H4TO55 - S23Q55 EVER TIME WANT QUIT DRINKING-W4
- H4TO56 - S23Q56 ABLE CUT DOWN/QUIT FOR 1 MTH-W4
- H4TO57 - S23Q57 NUM TIMES UNABLE TO QUIT 1 MTH-W4
- H4TO58 - S23Q58 EXPER WITHDRWL SYMPT NOT DRINK-W4
- H4TO59 - S23Q59 KEPT DRINK CAUSD HEALTH PROB-W4
- H4TO60 - S23Q60 STOP ACTVTIES INTERFR W/DRINK-W4
- H4TO61 - S23Q61 3+ EXPER HAPPEN 12 MTH PERIOD-W4
- H4TO62 - S23Q62 AGE WHEN 3+ DRINK EXPER HAPPEN-W4
- H4TO63 - S23Q63 TOOK PRESCRPT DRUG NOT PRSCRB-W4
- H4TO64A - S23Q64A TOOK NOT PRESCRBD-SEDATIVES-W4
- H4TO64B - S23Q64B TOOK NOT PRESCRBD-TRANQS-W4
- H4TO64C - S23Q64C TOOK NOT PRESCRBD-STIMULNTS-W4

- H4TO64D - S23Q64D TOOK NOT PRESCRBD-PAIN KILLRS-W4
- H4TO65A - S23Q65A EVER USED STERIODS-W4
- H4TO65B - S23Q65B EVER USED MARIJUANA-W4
- H4TO65C - S23Q65C EVER USED COCAINE-W4
- H4TO65D - S23Q65D EVER USED CRYSTAL METH-W4
- H4TO65E - S23Q65E EVER USED OTHER ILLEGAL DRUGS-W4
- H4TO66 - S23Q66 EVER INJECTED ILLLEGAL DRUGS-W4
- H4TO67 - S23Q67 NUM TIMES INJCT DRG PST 30 DYS-W4
- H4TO68 - S23Q68 AGE WHEN 1ST USED MARIJUANA-W4
- H4TO69 - S23Q69 USED MARIJUANA 5+ TIMES-W4
- H4TO70 - S23Q70 NUM DAYS USED MARIJUANA PST YR-W4
- H4TO71 - S23Q71 NUM DAYS USE MARIJ PST 30 DYS-W4
- H4TO72 - S23Q72 USED MARIJUANA PST 24 HOURS-W4
- H4TO73H - S23Q73H TIME LAST USED MARIJUANA-HOUR-W4
- H4TO73M - S23Q73H TIME LST USE MARIJUANA-MINTE-W4
- H4TO73T - S23Q73T TIME LST USE MARIJUANA-AM/PM-W4
- H4TO74 - S23Q74 TIME USE MARIJ MORE THAN NOW-W4
- H4TO75 - S23Q75 TIME USE MARIJ MOST HOW MUCH-W4
- H4TO76 - S23Q76 MARIJUANA INTERFR W/ WORK/SCHL-W4
- H4TO77 - S23Q77 MARIJUANA PUT YOURSELF AT RISK-W4
- H4TO78 - S23Q78 MARIJUANA CAUSE LEGAL PROB-W4
- H4TO79 - S23Q79 MARIJUANA CAUSE PROB W/ FAMILY-W4
- H4TO80 - S23Q80 KEPT USE MARIJ WHEN CAUSE PROB-W4
- H4TO81 - S23Q81 USE MORE MARIJUANA GET EFFECT-W4
- H4TO82 - S23Q82 SPENT LOT TIME USE MARIJUANA-W4
- H4TO83 - S23Q83 OFTN USE MORE MARIJUANA INTEND-W4
- H4TO84 - S23Q84 EVER TRIED QUIT MARIJUANA-W4
- H4TO85 - S23Q85 EVER TIME WANT QUIT MARIJ-W4
- H4TO86 - S23Q86 ABLE CUT DOWN/QUIT 1 MTH MARIJ-W4
- H4TO87 - S23Q87 NUM TIMES UNABLE TO QUIT MARIJ-W4
- H4TO88 - S23Q88 EXPER WITHDRWL SYMPT NOT MARIJ-W4
- H4TO89 - S23Q89 KEPT MARIJU CAUSD HEALTH PROB-W4
- H4TO90 - S23Q90 STOP ACTVTIES INTERFER W/MARIJ-W4
- H4TO91 - S23Q91 3+ EXPER HAPPN 12 MTH MARIJ-W4
- H4TO92 - S23Q92 AGE WHEN 3+ EXPER 12 MTH MARIJ-W4
- H4TO93 - S23Q93 OTHR ILLEGAL DRUG USE MST OFTN-W4
- H4TO94 - S23Q94 DRUG USED MOST FREQUENTLY-W4
- H4TO95 - S23Q95 OTHR DRUG USED MOST OFTEN-W4
- H4TO96 - S23Q96 AGE WHEN USED FAVORITE DRUG-W4
- H4TO97 - S23Q97 USE FAV DRUG MORE THAN 5 TIMES-W4
- H4TO98 - S23Q98 NUM DYS FAV DRUG PST 12 MTHS-W4
- H4TO99 - S23Q99 NUM DYS USE FAV DRG PST 30 DYS-W4
- H4TO100 - S23Q100 USED FAV DRUG PST 24 HRS-W4
- H4TO101H - S23Q101H TIME LAST USED FAV DRUG-HOUR-W4

- H4TO101M - S23Q101M TIME LAST USED FAV DRUG-MIN-W4
- H4TO101T - S23Q101T TIME LAST USD FAV DRUG-AM/PM-W4
- H4TO102 - S23Q102 TIME USE FAV DRUG MOR THN NOW-W4
- H4TO103 - S23Q103 TIME USE FAV DRG MST HOW OFTN-W4
- H4TO104 - S23Q104 FAV DRUG INTERFER WORK/SCHL-W4
- H4TO105 - S23Q105 FAV DRUG PUT YOURSELF AT RISK-W4
- H4TO106 - S23Q106 FAV DRUG CAUSE LEGAL PROB-W4
- H4TO107 - S23Q107 FAV DRUG CAUSE PROB W/ FAMILY-W4
- H4TO108 - S23Q108 KEPT FAV DRUG WHEN PROB W/FAM-W4
- H4TO109 - S23Q109 NEED MORE FAV DRUG GET EFFECT-W4
- H4TO110 - S23Q110 SPENT LOT TIME USING FAV DRUG-W4
- H4TO111 - S23Q111 OFTN USE MORE FAV DRUG INTEND-W4
- H4TO112 - S23Q112 EVER TRIED QUIT FAV DRUG-W4
- H4TO113 - S23Q113 EVER TIME WANT QUIT FAV DRUG-W4
- H4TO114 - S23Q114 ABLE TO QUIT 1 MTH FAV DRUG-W4
- H4TO115 - S23Q115 NUM TIME UNABLE QUIT FAV DRUG-W4
- H4TO116 - S23Q116 EXPER WITHDRWL SYMPT NO DRUG-W4
- H4TO117 - S23Q117 KEPT USE DRUG CAUSE HLTH PROB-W4
- H4TO118 - S23Q118 STOP ACTVTIES INTERFER W/DRUG-W4
- H4TO119 - S23Q119 3+ EXPER HAPPEN 12 MTH DRUG-W4
- H4TO120 - S23Q120 AGE WHEN 3+ EXPER 12 MTH DRUG-W4
- H4MA1 - S24Q1 BEF 18 OFTEN FELT HURT/UNLOVED-W4
- H4MA2 - S24Q2 AGE 1ST TX FELT HURT/UNLOVED-W4
- H4MA3 - S24Q3 BEF 18 TIMES HIT/KICK/THROWN-W4
- H4MA4 - S24Q4 AGE 1ST TX HIT/KICK/THROWN-W4
- H4MA5 - S24Q5 BEF 18 OFTEN TOUCH SEXUAL WAY-W4
- H4MA6 - S24Q6 AGE 1ST TX TOUCH SEXUAL WAY-W4
- H4DA1 - S25Q1 HRS/WK WATCH TV/VIDEOS-W4
- H4DA2 - S25Q2 BIKE/SKATEBRD/DANCE/HIKE/HUNT-W4
- H4DA3 - S25Q3 ROLR BLADE/SKATE/SKI/AEROBICS-W4
- H4DA4 - S25Q4 PLAY A STRENUOUS SPORT-W4
- H4DA5 - S25Q5 PLAY INDIVIDUAL SPORT-W4
- H4DA6 - S25Q6 GYMNSTC/WT LIFT/STRENGTH-W4
- H4DA7 - S25Q7 PLAY GOLF/FISH/BOWL/BASEBALL-W4
- H4DA8 - S25Q8 WALK FOR EXERCISE-W4
- H4DA9 - S25Q9 LAST 7 DAYS-TYP PHYS ACTIV-W4
- H4DA10 - S25Q10 GEN MORE/LESS ACTIVE LAST WEEK-W4
- H4DA11 - S25Q11 LAST 24 HRS VIGOROUS PHYS ACT-W4
- H4DA12H - S25Q12H HOUR LAST VIGOROUS PHYS ACT-W4
- H4DA12M - S25Q12M MINUTE LAST VIGOROUS PHYS ACT-W4
- H4DA12T - S25Q12T AM/PM LAST VIGOROUS PHYS ACT-W4
- H4DA13 - S25Q13 AVG NO TXS/WK USE FITNESS CTR-W4
- H4DA14 - S25Q14 DAILY COMMUTE TIME TO WRK/SCHL-W4
- H4DA15A - S25Q15A WORK/SCHOOL TRANSPORT-CAR-W4

- H4DA15B - S25Q15B WORK/SCHOOL TRNSPRT-PUB TRNSP-W4
- H4DA15C - S25Q15C WORK/SCHOOL TRANSPORT-WALK-W4
- H4DA15D - S25Q15D WORK/SCHOOL TRANSPORT-BIKE-W4
- H4DA15E - S25Q15E WORK/SCHOOL TRANSPORT-NONE-W4
- H4DA16 - S25Q16 LIKELY USE SUNSCREEN/SUNBLOCK-W4
- H4DA17 - S25Q17 NUMBER HRS IN SUN IN SUMMER-W4
- H4DA18 - S25Q18 TXS IN LIFE HAD SEVERE SUNBURN-W4
- H4DA19 - S25Q19 OWN A COMPUTER-W4
- H4DA20 - S25Q20 HAVE ACCESS TO A COMPUTER-W4
- H4DA21 - S25Q21 HAVE AN E-MAIL ACCOUNT-W4
- H4DA22 - S25Q22 HRS/WK SPEND ON INTERNET-W4
- H4DA23 - S25Q23 HRS/WK PLAY COMPUTER GAMES-W4
- H4DA24 - S25Q24 EVER GAMBLED FOR MONEY-W4
- H4DA25 - S25Q25 GAMBLING FINANC/RELAT PROBLEMS-W4
- H4DA26 - S25Q26 HRS OF VOLUNTEER SVC LAST YR-W4
- H4DA27 - S25Q27 OFTEN VOTE LOC/STATE ELECTIONS-W4
- H4DA28 - S25Q28 CONSIDER CONSERV/LIBERAL/MIDDL-W4
- H4PE1 - S26Q1 I AM THE LIFE OF THE PARTY-W4
- H4PE2 - S26Q2 SYMPATHIZE W/ OTHERS' FEELINGS-W4
- H4PE3 - S26Q3 GET CHORES DONE RIGHT AWAY-W4
- H4PE4 - S26Q4 HAVE FREQUENT MOOD SWINGS-W4
- H4PE5 - S26Q5 HAVE VIVID IMAGINATION-W4
- H4PE6 - S26Q6 WORRY ABOUT THINGS-W4
- H4PE7 - S26Q7 ALWAYS OPTIMISTIC ABOUT FUTURE-W4
- H4PE8 - S26Q8 GET ANGRY EASILY-W4
- H4PE9 - S26Q9 DO NOT TALK A LOT-W4
- H4PE10 - S26Q10 DISINTEREST IN OTHERS' PROBLMS-W4
- H4PE11 - S26Q11 FORGET RETURN THINGS PROPERLY-W4
- H4PE12 - S26Q12 RELAXED MOST OF THE TIME-W4
- H4PE13 - S26Q13 NOT INTERESTED ABSTRACT IDEAS-W4
- H4PE14 - S26Q14 NOT EASILY BOTHERED BY THINGS-W4
- H4PE15 - S26Q15 DO NOT EXPECT THINGS MY WAY-W4
- H4PE16 - S26Q16 RARELY GET IRRITATED-W4
- H4PE17 - S26Q17 SOCIALIZE FREELY AT PARTIES-W4
- H4PE18 - S26Q18 FEEL OTHERS' EMOTIONS-W4
- H4PE19 - S26Q19 I LIKE ORDER-W4
- H4PE20 - S26Q20 I GET UPSET EASILY-W4
- H4PE21 - S26Q21 ABSTRACT CONCEPTS HARD TO GET-W4
- H4PE22 - S26Q22 I GET STRESSED OUT EASILY-W4
- H4PE23 - S26Q23 EXPECT MORE GOOD THAN BAD-W4
- H4PE24 - S26Q24 I LOSE MY TEMPER-W4
- H4PE25 - S26Q25 I KEEP IN THE BACKGROUND-W4
- H4PE26 - S26Q26 UNINTERESTED IN OTHERS-W4
- H4PE27 - S26Q27 I MAKE A MESS OF THINGS-W4

- H4PE28 - S26Q28 I SELDOM FEEL BLUE-W4
- H4PE29 - S26Q29 LACK GOOD IMAGINATION-W4
- H4PE30 - S26Q30 DO NOT WORRY ABOUT PAST-W4
- H4PE31 - S26Q31 RARELY EXPECT GOOD HAPPN TO ME-W4
- H4PE32 - S26Q32 I KEEP MY COOL-W4
- H4PE33 - S26Q33 AVOID CONFRONTING PROBLEMS-W4
- H4PE34 - S26Q34 RELY ON GUT FEELINGS DECISIONS-W4
- H4PE35 - S26Q35 LIKE TO TAKE RISKS-W4
- H4PE36 - S26Q36 LIVE W/O THOUGHT FOR FUTURE-W4
- H4PE37 - S26Q37 LOW ABILITY CHANGE IMP THINGS-W4
- H4PE38 - S26Q38 MOST LIMITS SET BY OTHERS-W4
- H4PE39 - S26Q39 MUCH INTERFERENCE W/MY WANTS-W4
- H4PE40 - S26Q40 LOW CONTRL EVENTS HAPPEN TO ME-W4
- H4PE41 - S26Q41 IMPOSSIBLE TO SOLVE MY PROBLMS-W4
- H4CMONTH - S27 COLLECTION DATE: MONTH -W4
- H4CDAY - S27 COLLECTION DATE: DAY -W4
- H4CYEAR - S27 COLLECTION DATE: YEAR -W4
- H4ARM - S27 WHICH ARM FOR BP -W4
- H4CUFF - S27 CUFF SIZE FOR BP -W4
- H4CUFFLG - S27 ARM CIRC IN PRETEST 12-12.75 IN-W4
- H4SBP - S27 SYSTOLIC BLOOD PRESSURE-W4
- H4DBP - S27 DIASTOLIC BLOOD PRESSURE -W4
- H4BPCLS - S27 BLOOD PRESSURE CLASS -W4
- H4BPFLG - S27 # OF BLOOD PRESSURE MEASURES-W4
- H4PR - S27 PULSE RATE -W4
- H4PP - S27 PULSE PRESSURE -W4
- H4MAP - S27 MEAN ARTERIAL PRESSURE-W4
- H4HGT - S27 MEASURED HEIGHT (CM)-W4
- H4WGT - S27 MEASURED WEIGHT (KG)-W4
- H4WTLBS - S27 FLAG-WGT CHANGED FROM LBS TO KG-W4
- H4BMI - S27 BMI -W4
- H4BMICLS - S27 BMI CLASS -W4
- H4WAIST - S27 MEASURED WAIST (CM) -W4
- H4IR1 - S28Q1 PHYSICAL ATTRACTIVENESS OF R-W4
- H4IR2 - S28Q2 PERSONALITY ATTRACTIVENESS OF R-W4
- H4IR3 - S28Q3 GROOMING-W4
- H4IR4 - S28Q4 RACE OF RESPONDENT BY FI-W4
- H4IR5 - S28Q5 THIRD PERSON PRESENT AT INTRVW-W4
- H4IR6 - S28Q6 WHO WAS PRESENT AT INTERVIEW-W4
- H4IR7 - S28Q7 NUMBER OF INTERRUPTIONS-W4
- H4IR8 - S28Q8 LOCATION BIO SPECIMENS COLLECTD-W4
- H4IR8A - S28Q8A OTHR LOCATION BIO SPEC COLLCTD-W4
- H4IR9 - S28Q9 LOCATION OF INTERVIEW-W4
- H4IR9A - S28Q9A OTHER LOCATION OF INTERVIEW-W4

- H4IR10 - S28Q10 R APPEARED TO BE DRUNK/HIGH-W4
- H4IR11 - S28Q11 R APPEARED BORED/IMPATIENT-W4
- H4IR12 - S28Q12 BOREDOM NEG EFFECT ON INVIEW-W4
- H4IR13 - S28Q13 CANDIDNESS OF R-W4
- H4IR14 - S28Q14 R NEED HELP W/SELF ADMIN-W4
- H4IR15 - S28Q21 ABLE TO DO GPS READING-W4
- H4IR16 - S28Q22 WHY UNABLE TO DO GPS READING-W4
- H4EO1 - S30Q1 VISITED RESPONDENT'S HOME-W4
- H4EO2 - S30Q2 ENVIRON DATA FROM CDF/MEMORY-W4
- H4EO3 - S30Q3 BUILDING CRACKING/ENTR UNSAFE-W4
- H4EO4 - S30Q4 YARD UNKEMPT W/ DEBRIS/TRASH-W4
- H4EO5A - S30Q5A BARRIER-NONE-W4
- H4EO5B - S30Q5B BARRIER-HAVE TO CALL UNIT-W4
- H4EO5C - S30Q5C BARRIER-DOOR PRSN GIVE ACCESS-W4
- H4EO5D - S30Q5D BARRIER-DOOR PRSN AT GATE-W4
- H4EO5E - S30Q5E BARRIER-MANAGR CONTRL ACCESS-W4
- H4EO5F - S30Q5F BARRIER-LOCKD ENTRY NO BUZZER-W4
- H4EO5G - S30Q5G BARRIER-LOCKD ENTRY/HAS BUZZR-W4
- H4EO5H - S30Q5H BARRIER-LOCKD ENTRY/BUZZR/LABL-W4
- H4EO5I - S30Q5I BARRIER-THREATENING ANIMAL-W4
- H4EO5J - S30Q5J BARRIER-THREATENING SIGN-W4
- H4EO6 - S30Q6 DOMINT LAND USE OF IMMED AREA-W4
- H4EO7 - S30Q7 CONCERN FOR SAFETY-W4


 IMONTH4 - MONTH OF INTERVIEW-W4

Type	Code
Measurement Unit	numeric
IMONTH4	Month interview completed
1	January
2	February
3	March
4	April
5	May
6	June
7	July
8	August
9	September
10	October
11	November

12	December
----	----------

#### IDAY4 - DAY OF INTERVIEW-W4

Type	Numeric (Double)
IDAY4	Day interview completed

#### IYEAR4 - YEAR OF INTERVIEW-W4

Type	Code
Measurement Unit	numeric
IYEAR4	Year interview completed
2007	2007
2008	2008
2009	2009

#### MACNO4 - INTERVIEWER MACHINE NUMBER-W4

Type	Numeric (Double)
MACNO4	Machine Number on which the Adolescent Interview was Recorded

#### INTID4 - INTERVIEWER ID NUMBER-W4

Type	Numeric (Double)
INTID4	Interviewer Identification Number

#### BIO\_SEX4 - BIOLOGICAL SEX-W4

Type	Code
Measurement Unit	numeric
BIO_SEX4	Respondent's Gender
1	male
2	female

#### VERSION4 - QUESTIONNAIRE VERSION-W4

Type	Code
VERSION4	Version Number of the Instrument Administered

#### BREAK\_Q - BREAK OFF INTERVIEW

Type	Code
Measurement Unit	Text
BREAK_Q	Breakoff Questions Asked



H4ID9A	answers within 24 hours start here
H4TO28	answers within 24 hours start here
NO	not a breakoff interview
NONE	no answers within 24 hours
YES	breakoff interview, all answers within 24 hours

 PRYEAR4 - LAST INTERVIEW YEAR-W4

Type	Code
Measurement Unit	numeric
PRYEAR4	Previous Interview Year
1995	1995
1996	1996
2001	2001
2002	2002

 PRETEST4 - PRETEST INTERVIEW-W4

Type	Code
Measurement Unit	numeric
PRETEST4	Pretest Interview
0	not a pretest interview
1	pretest interview

 PRISON4 - PRISON INTERVIEW-W4

Type	Code
Measurement Unit	numeric
PRISON4	Interview Conducted in Prison
0	not a prison interview
1	prison interview

 H4OD1M - S1Q1 BIRTH MONTH-W4

Type	Code
Measurement Unit	numeric
H4OD1M	1M. Respondent's Date of Birth - Month
1	January

2	February
3	March
4	April
5	May
6	June
7	July
8	August
9	September
10	October
11	November
12	December

 H4OD1Y - S1Q1 BIRTH YEAR-W4

Type	Code
Measurement Unit	numeric
H4OD1Y	1Y. Respondent's Date of Birth - Year
1974	1974
1975	1975
1976	1976
1977	1977
1978	1978
1979	1979
1980	1980
1981	1981
1982	1982
1983	1983

 H4OD2A - S1Q2A SPEAK/WRITE-ENGLISH-W4

Type	Code
Measurement Unit	numeric
H4OD2A	2A. Which of the following languages do you speak or write? Select all that apply. English
0	not selected

1	selected
---	----------

#### H4OD2B - S1Q2B SPEAK/WRITE-SPANISH-W4

Type	Code
Measurement Unit	numeric
H4OD2B	2B. Which of the following languages do you speak or write? Select all that apply. Spanish
0	not selected
1	selected

#### H4OD2C - S1Q2C SPEAK/WRITE-CHINESE-W4

Type	Code
Measurement Unit	numeric
H4OD2C	2C. Which of the following languages do you speak or write? Select all that apply. Chinese
0	not selected
1	selected

#### H4OD2D - S1Q2D SPEAK/WRITE-OTHER EUROPEAN-W4

Type	Code
Measurement Unit	numeric
H4OD2D	2D. Which of the following languages do you speak or write? Select all that apply. an other European language
0	not selected
1	selected

#### H4OD2E - S1Q2E SPEAK/WRITE-OTHER ASIAN-W4

Type	Code
Measurement Unit	numeric
H4OD2E	2E. Which of the following languages do you speak or write? Select all that apply. an other Asian language
0	not selected
1	selected

#### H4OD2F - S1Q2F SPEAK/WRITE-OTH-W4

Type	Code
------	------

Measurement Unit	numeric
H4OD2F	2F. Which of the following languages do you speak or write? Select all that apply. other
0	not selected
1	selected

#### H4OD3 - S1Q3 LANG USED MOST W/FAMILY-W4

Type	Code
Measurement Unit	numeric
H4OD3	3. What language do you use most with your family and close relatives?
1	English
2	Spanish
3	Chinese
4	an other European language
5	an other Asian language
6	an other language

#### H4OD4 - S1Q4 BORN A US CITIZEN-W4

Type	Code
Measurement Unit	numeric
H4OD4	4. Were you born a US citizen?
0	no
1	yes

#### H4OD5 - S1Q5 HAVE BECOME A US CITIZEN-W4

Type	Code
Measurement Unit	numeric
H4OD5	5. Have you become a US citizen?
0	no
1	yes

#### H4OD6M - S1Q6M MONTH BECAME A US CITIZEN-W4

Type	Code
Measurement Unit	numeric
H4OD6M	6M. In what month and year did you become a citizen? [month]

1	January
2	February
3	March
4	April
5	May
6	June
7	July
8	August
9	September
10	October
11	November
12	December
13	Spring
14	Summer
15	Fall
16	Winter

 H4OD6Y - S1Q6Y YEAR BECAME A US CITIZEN-W4

Type	Numeric (Double)
H4OD6Y	6Y. In what month and year did you become a citizen? [year]

 H4OD7 - S1Q7 TRYING TO BECOME A US CITIZEN-W4

Type	Code
Measurement Unit	numeric
H4OD7	7. Are you trying to become a US citizen?
0	no
1	yes

 H4WP1 - S2Q1 IS BIO MOM STILL LIVING-W4

Type	Code
Measurement Unit	numeric
H4WP1	1. Is your biological mother still alive?
0	no

1	yes
---	-----

 H4WP2M - S2Q2M BIO MOM DEATH-MONTH-W4

Type	Code
Measurement Unit	numeric
H4WP2M	2M. In what month did your biological mother die?
1	January
2	February
3	March
4	April
5	May
6	June
7	July
8	August
9	September
10	October
11	November
12	December

 H4WP2Y - S2Q2Y BIO MOM DEATH-YEAR-W4

Type	Numeric (Double)
H4WP2Y	2Y. In what year did your biological mother die?

 H4WP3 - S2Q3 BIO MOM SERVED TIME JAIL/PRISON-W4

Type	Code
Measurement Unit	numeric
H4WP3	3. (Has/did) your biological mother ever (spent/spend) time in jail or prison?
0	no
1	yes

 H4WP4 - S2Q4 NO TX BIO MOM IN JAIL/PRISON-W4

Type	Code
Measurement Unit	numeric

H4WP4	4. How many times (has/did) your biological mother (spent/spend) time in jail or prison?
1	1 time
2	2 times
3	3 times
4	4 times
5	5 times
6	6 times
7	7 times
8	8 times
9	9 times
10	10 times
12	12 times
15	15 times
17	17 times
20	20 times

 H4WP5 - S2Q5 YOUR AGE BIO MOM SNT JAIL/PRISON-W4

Type	Numeric (Double)
H4WP5	5. How old were you when your biological mother went to jail or prison (the first time)? [years]

 H4WP6 - S2Q6 YOUR AGE BIO MOM REL JAIL/PRISON-W4

Type	Numeric (Double)
H4WP6	6. How old were you when your biological mother was released from jail or prison (most recently)? [years]

 H4WP7 - S2Q7 IS BIO DAD STILL LIVING-W4

Type	Code
Measurement Unit	numeric
H4WP7	7. Is your biological father still alive?
0	no
1	yes

 H4WP8M - S2Q8M BIO DAD DEATH-MONTH-W4

Type	Code
Measurement Unit	numeric
H4WP8M	8M. In what month did your biological father die?
1	January
2	February
3	March
4	April
5	May
6	June
7	July
8	August
9	September
10	October
11	November
12	December

 H4WP8Y - S2Q8Y BIO DAD DEATH-YEAR-W4

Type	Numeric (Double)
H4WP8Y	8Y. In what year did your biological father die?

 H4WP9 - S2Q9 HAS BIO FATHER SERVED TIME-W4

Type	Code
Measurement Unit	numeric
H4WP9	9. (Has/did) your biological father ever (spent/spend) time in jail or prison?
0	no
1	yes

 H4WP10 - S2Q10 NO TX BIO DAD IN JAIL/PRISON-W4

Type	Numeric (Double)
H4WP10	10. How many times (has/did) your biological father (spent/spend) time in jail or prison?

 H4WP11 - S2Q11 YOUR AGE BIO DAD SNT JAIL/PRISN-W4

Type	Numeric (Double)
------	------------------



H4WP11	11. How old were you when your biological father went to jail or prison (the first time)? [years]
--------	---

#### H4WP12 - S2Q12 YOUR AGE BIO DAD REL JAIL/PRISN-W4

Type	Numeric (Double)
H4WP12	12. How old were you when your biological father was released from jail or prison (most recently)? [years]

#### H4WP13 - S2Q13 RELATIONSHIP TO MOM FIGURE-W4

Type	Code
Measurement Unit	numeric
H4WP13	13. We would like to know about the woman you feel raised you. This may be your biological mother, or it may be a step-mother, adoptive mother, grandmother, etc. If you have more than one mother figure, choose the one who is most important to you. What is this person's relationship to you?
1	biological mother
2	adoptive mother
3	step-mother who adopted you
4	step-mother
5	foster mother
6	grandmother
7	aunt
8	sister
9	other female relative
10	other female non-relative
11	was not raised by a mother figure

#### H4WP14 - S2Q14 IS MOM FIGURE STILL ALIVE-W4

Type	Code
Measurement Unit	numeric
H4WP14	14. Is your (mother figure) still alive?
0	no
1	yes

#### H4WP15M - S2Q15M MOM FIGURE DEATH-MONTH-W4

Type	Code
------	------

Measurement Unit	numeric	
H4WP15M	15M. In what month did your [mother figure] die?	
1	January	
2	February	
3	March	
4	April	
5	May	
6	June	
7	July	
8	August	
9	September	
10	October	
11	November	
12	December	

 H4WP15Y - S2Q15Y MOM FIGURE DEATH-YEAR-W4

Type	Numeric (Double)	
H4WP15Y	15Y. In what year did your [mother figure] die?	

 H4WP16 - S2Q16 MOM FIGURE SRV TME JAIL/PRIS-W4

Type	Code	
Measurement Unit	numeric	
H4WP16	16. (Has/did) your (mother figure) ever (spent/spend) time in jail or prison?	
0	no	
1	yes	

 H4WP17 - S2Q17 NO TX MOM FIGURE IN JAIL/PRS-W4

Type	Code	
Measurement Unit	numeric	
H4WP17	17. How many times (has/did) your (mother figure) (spent/spend) time in jail or prison?	
1	1 time	
2	2 times	
4	4 times	

 H4WP18 - S2Q18 YOUR AGE MOM FIGURE SNT JAIL-W4

Type	Code
Measurement Unit	numeric
H4WP18	18. How old were you when your (mother figure) went to jail or prison (the first time)? [years]
0	less than 1 year
11	11 years old
12	12 years old
13	13 years old
14	14 years old
16	16 years old
17	17 years old
21	21 years old
24	24 years old
26	26 years old

 H4WP19 - S2Q19 YOUR AGE MOM FIGURE REL JAIL-W4

Type	Code
Measurement Unit	numeric
H4WP19	19. How old were you when your (mother figure) was released from jail or prison (most recently)? [years]
0	less than 1 year
11	11 years old
12	12 years old
13	13 years old
14	14 years old
15	15 years old
16	16 years old
17	17 years old
20	20 years old
21	21 years old
24	24 years old

26	26 years old
27	27 years old

 H4WP20 - S2Q20 MOM FIGURE TRVL TIME DSTANCE-W4

Type	Code
Measurement Unit	numeric
H4WP20	20. How far do you and your (mother figure) live from one another?
1	live together
2	within 1 mile
3	1 to 10 miles
4	11 to 50 miles
5	51 to 100 miles
6	101 to 200 miles
7	more than 200 miles

 H4WP21 - S2Q21 MOM FIGURE OFTEN SEE EACH/O-W4

Type	Code
Measurement Unit	numeric
H4WP21	21. How often do you and your (mother figure) see each other?
0	never
1	once a year or less
2	a few times a year
3	once or twice a month
4	once or twice a week
5	almost every day
7	almost every day

 H4WP22 - S2Q22 MOM FIGURE FREQ COMMUNICATE-W4

Type	Code
Measurement Unit	numeric
H4WP22	22. How often do you and your (mother figure) talk on the telephone, exchange letters, or exchange email?
0	never
1	once a year or less

2	a few times a year
3	once or twice a month
4	once or twice a week
5	almost every day

 H4WP23 - S2Q23 MOM FIGURE GOOD COMMUNICATION-W4

Type	Code
Measurement Unit	numeric
H4WP23	23. Do you agree or disagree with the following statement? You are satisfied with the way your (mother figure) and you communicate with each other.
1	strongly agree
2	agree
3	neither agree nor disagree
4	disagree
5	strongly disagree

 H4WP24 - S2Q24 HOW CLOSE TO MOM FIGURE-W4

Type	Code
Measurement Unit	numeric
H4WP24	24. How close do you feel to your (mother figure)?
1	not at all close
2	not very close
3	somewhat close
4	quite close
5	very close

 H4WP25 - S2Q25 NUM TIME MOM FIG GIVE \$ LIV EXP-W4

Type	Code
Measurement Unit	numeric
H4WP25	25. How many times has your (mother figure) paid your living expenses or given you \$50 or more to pay living expenses during the past 12 months?
0	never (no)
1	yes, number of times unknown
2	yes, 1 or 2 times

3	yes, 3 or 4 times
---	-------------------

 H4WP26 - S2Q26 NUM TIME GIVE \$ TO MOM FIG -W4

Type	Code
Measurement Unit	numeric
H4WP26	26. How many times have you paid your (mother figure's) living expenses or given her more than \$50 to pay living expenses during the past 12 months?
0	never (no)
1	yes, number of times unknown
2	yes, 1 or 2 times
3	yes, 3 or 4 times

 H4WP27 - S2Q27 RELATIONSHIP TO DAD FIGURE-W4

Type	Code
Measurement Unit	numeric
H4WP27	27. We would like to know about the man you feel raised you. This may be your biological father or it may be a step-father adoptive father, grandfather, etc. If you have more than one father figure, choose the one who is most important to you. What is this person's relationship to you?
1	biological father
2	adoptive father
3	step-father who adopted you
4	step-father
5	foster father
6	grandfather
7	uncle
8	brother
9	other male relative
10	other male non-relative
11	was not raised by a father figure

 H4WP28 - S2Q28 IS DAD FIGURE STILL ALIVE-W4

Type	Code
Measurement Unit	numeric
H4WP28	28. Is your (father figure) still alive?

0	no
1	yes

 H4WP29M - S2Q29M DAD FIGURE DEATH-MONTH-W4

Type	Code
Measurement Unit	numeric
H4WP29M	29M. In what month did your (father figure) die?
1	January
2	February
3	March
4	April
5	May
6	June
7	July
8	August
9	September
10	October
11	November
12	December

 H4WP29Y - S2Q29Y DAD FIGURE DEATH-YEAR-W4

Type	Numeric (Double)
H4WP29Y	29Y. In what year did your (father figure) die?

 H4WP30 - S2Q30 DAD FIGURE SRV TME JAIL/PRIS-W4

Type	Code
Measurement Unit	numeric
H4WP30	30. (Has/did) your (father figure) ever (spent/spend) time in jail or prison?
0	no
1	yes

 H4WP31 - S2Q31 NO TX DAD FIGURE IN JAIL/PRS-W4

Type	Code
Measurement Unit	numeric

H4WP31	31. How many times (has/did) your (father figure) (spent/spend) time in jail or prison?
1	1 time
2	2 times
3	3 times
4	4 times
5	5 times
6	6 times
7	7 times
8	8 times
10	10 times
12	12 times
20	20 times
53	53 times

 H4WP32 - S2Q32 YOUR AGE DAD FIGURE SNT JAIL-W4

Type	Numeric (Double)
H4WP32	32. How old were you when your (father figure) went to jail or prison (the first time)? [years]

 H4WP33 - S2Q33 YOUR AGE DAD FIGURE REL JAIL-W4

Type	Numeric (Double)
H4WP33	33. How old were you when your (father figure) was released from jail or prison (most recently)? [years]

 H4WP34 - S2Q34 DAD FIGURE TRVL TIME DSTANCE-W4

Type	Code
Measurement Unit	numeric
H4WP34	34. How far do you and your (father figure) live from one another?
1	live together
2	within 1 mile
3	1 to 10 miles
4	11 to 50 miles
5	51 to 100 miles



6	101 to 200 miles
7	more than 200 miles

 H4WP35 - S2Q35 DAD FIGURE OFTEN SEE EACH/O-W4

Type	Code
Measurement Unit	numeric
H4WP35	35. How often do you and your (father figure) see each other?
0	never
1	once a year or less
2	a few times a year
3	once or twice a month
4	once or twice a week
5	almost every day

 H4WP36 - S2Q36 DAD FIGURE FREQ COMMUNICATE-W4

Type	Code
Measurement Unit	numeric
H4WP36	36. How often do you and your (father figure) talk on the telephone, exchange letters, or exchange email?
0	never
1	once a year or less
2	a few times a year
3	once or twice a month
4	once or twice a week
5	almost every day

 H4WP37 - S2Q37 DAD FIGURE GOOD COMMUNICATION-W4

Type	Code
Measurement Unit	numeric
H4WP37	37. How much do you agree or disagree with the following statement? You are satisfied with the way your (father figure) and you communicate with each other.
1	strongly agree
2	agree

3	neither agree nor disagree
4	disagree
5	strongly disagree

 H4WP38 - S2Q38 HOW CLOSE TO DAD FIGURE-W4

Type	Code
Measurement Unit	numeric
H4WP38	38. How close do you feel to your (father figure)?
1	not at all close
2	not very close
3	somewhat close
4	quite close
5	very close

 H4WP39 - S2Q39 NUM TIME DAD FIG GIVE \$ LIV EXP-W4

Type	Code
Measurement Unit	numeric
H4WP39	39. How many times has your (father figure) paid your living expenses or given you \$50 or more to pay living expenses during the past 12 months?
0	never (no)
1	yes, number of times unknown
2	yes, 1 or 2 times
3	yes, 3 or 4 times

 H4WP40 - S2Q40 NUM TIME GIVE \$ TO DAD FIG-W4

Type	Code
Measurement Unit	numeric
H4WP40	40. How many times have you paid your (father figure's) living expenses or given him more than \$50 to pay living expenses during the past 12 months?
0	never (no)
1	yes, number of times unknown
2	yes, 1 or 2 times
3	yes, 3 or 4 times

 H4WS1 - S3Q1 NO SIBLINGS ALIVE/DEAD-W4

Type	Numeric (Double)
H4WS1	1. How many brothers and sisters do you have, both living and deceased? Include biologically related, adoptive, and step-brothers or sisters.

 H4WS2 - S3Q2 NO SIBLINGS THAT HAVE DIED-W4

Type	Code
Measurement Unit	numeric
H4WS2	2. How many [siblings] have died?
0	0 siblings
1	1 sibling
2	2 siblings
3	3 siblings
4	4 siblings
6	6 siblings
7	7 siblings
8	8 siblings

 H4WS3A - S3Q3 SIBLING1 YEAR OF DEATH-W4

Type	Numeric (Double)
H4WS3A	3A. 1st Sibling: In what year did {INITIALS} die?

 H4WS3B - S3Q3 SIBLING2 YEAR OF DEATH-W4

Type	Numeric (Double)
H4WS3B	3B. 2nd Sibling: In what year did {INITIALS} die?

 H4WS3C - S3Q3 SIBLING3 YEAR OF DEATH-W4

Type	Numeric (Double)
H4WS3C	3C. 3rd Sibling: In what year did {INITIALS} die?

 H4WS3D - S3Q3 SIBLING4 YEAR OF DEATH-W4

Type	Numeric (Double)
H4WS3D	3D. 4th Sibling: In what year did {INITIALS} die?

 H4WS3E - S3Q3 SIBLING5 YEAR OF DEATH-W4

Type	Code
------	------

Measurement Unit	numeric
H4WS3E	3E. 5th Sibling: In what year did {INITIALS} die?
1976	1976
1984	1984

#### H4WS3F - S3Q3 SIBLING6 YEAR OF DEATH-W4

Type	Code
Measurement Unit	numeric
H4WS3F	3F. 6th Sibling: In what year did {INITIALS} die?
1976	1976
1982	1982

#### H4WS3G - S3Q3 SIBLING7 YEAR OF DEATH-W4

Type	Code
Measurement Unit	numeric
H4WS3G	3G. 7th Sibling: In what year did {INITIALS} die?
1981	1981
1983	1983

#### H4WS3H - S3Q3 SIBLING8 YEAR OF DEATH-W4

Type	Code
Measurement Unit	numeric
H4WS3H	3H. 8th Sibling: In what year did {INITIALS} die?
1983	1983

#### H4WS4 - S3Q4 NUMB OF CLOSE FRIENDS-W4

Type	Code
Measurement Unit	numeric
H4WS4	4. How many close friends do you have? (Close friends include people whom you feel at ease with, can talk to about private matters, and can call on for help.)
1	none
2	1 or 2 friends
3	3 to 5 friends
4	6 to 9 friends

5	10 or more friends
---	--------------------

 H4WS5 - S3Q5 RACE OF CLOSE FRIENDS-W4

Type	Code
Measurement Unit	numeric
H4WS5	5. What race are your close friends?
1	all your race
2	almost all your race
3	mostly your race
4	about half your race
5	mostly other races
6	almost all other races
7	all other races

 H4GH1 - S4Q1 HOW IS GEN PHYSICAL HEALTH-W4

Type	Code
Measurement Unit	numeric
H4GH1	1. In general, how is your health?
1	excellent
2	very good
3	good
4	fair
5	poor

 H4GH2 - S4Q2 PAST MO,HEALTH PROB/MISSED DAY-W4

Type	Code
Measurement Unit	numeric
H4GH2	2. In the past 30 days, how often did a health problem cause you to miss a day of school or work?
0	never
1	a few times
2	about once a week
3	almost every day
4	every day

 H4GH3M - S4Q3M LAST MENSTRUAL PERIOD START M-W4

Type	Code
Measurement Unit	numeric
H4GH3M	3M. What is the date when your last menstrual period began? [month]
1	January
2	February
3	March
4	April
5	May
6	June
7	July
8	August
9	September
10	October
11	November
12	December

 H4GH3D - S4Q3D LAST MENSTRUAL PERIOD START D-W4

Type	Numeric (Double)
H4GH3D	3D. What is the date when your last menstrual period began? [Day]

 H4GH3Y - S4Q3Y LAST MENSTRUAL PERIOD START Y-W4

Type	Code
Measurement Unit	numeric
H4GH3Y	3Y. What is the date when your last menstrual period began? [Year]
1989	1989
1994	1994
1995	1995
1998	1998
1999	1999
2000	2000
2001	2001

2002	2002
2003	2003
2004	2004
2005	2005
2006	2006
2007	2007
2008	2008
2009	2009

 H4GH4A - S4Q4A LAST MENSTRL PERIOD START EST-W4

Type	Numeric (Double)
H4GH4A	4A. What is your best guess about how long ago your last menstrual period began? [Number of days, weeks, or months]

 H4GH4B - S4Q4B LAST MENST EST START DAY/WK/MTH-W4

Type	Code
Measurement Unit	numeric
H4GH4B	4B. What is your best guess about how long ago your last menstrual period began? [Days, weeks, or months]
1	days
2	weeks
3	months


 H4GH5F - S4Q5F HEIGHT-FEET-W4

Type	Code
Measurement Unit	numeric
H4GH5F	5F. How tall are you in feet?
4	4 feet
5	5 feet
6	6 feet
7	7 feet

 H4GH5I - S4Q5I HEIGHT-INCHES-W4

Type	Code
Measurement Unit	numeric

H4GH5I	5I. How tall are you in inches?	
0	0 inches	
1	1 inch	
2	2 inches	
3	3 inches	
4	4 inches	
5	5 inches	
6	6 inches	
7	7 inches	
8	8 inches	
9	9 inches	
10	10 inches	
11	11 inches	

 H4GH6 - S4Q6 WEIGHT-LBS-W4

Type	Numeric (Double)
H4GH6	6. What is your current weight in pounds?

 H4GH7 - S4Q7 WHAT YOU THINK OF YOUR WEIGHT-W4

Type	Code
Measurement Unit	numeric
H4GH7	7. How do you think of yourself in terms of weight?
1	very underweight
2	slightly underweight
3	about the right weight
4	slightly overweight
5	very overweight

 H4GH8 - S4Q8 NUM TIMES FAST FOOD LAST 7 DAYS-W4

Type	Numeric (Double)
H4GH8	8. How many times in the past seven days did you eat food from a fast food restaurant, such as McDonald's, Burger King, Wendy's, Arby's, Pizza Hut, Taco Bell, or Kentucky Fried Chicken or a local fast food restaurant?



 H4GH9 - S4Q9 NUM NON-DIET SWEET DRINKS-W4

Type	Numeric (Double)
H4GH9	9. In the past 7 days, how many regular (non-diet) sweetened drinks did you have? Include regular soda, juice drinks, sweetened tea or coffee, energy drinks, flavored water, or other sweetened drinks.

 H4GH10 - S4Q10 NUM DIET DRINKS LAST 7 DAYS-W4

Type	Numeric (Double)
H4GH10	10. In the past 7 days, how many diet or low-calorie drinks did you have? Include diet sodas, unsweetened tea or coffee, or other drinks sweetened with artificial sweeteners.

 H4GH11H - S4Q11H LAST ATE/DRANK HOUR-W4

Type	Code
Measurement Unit	numeric
H4GH11H	11H. At what time did you last eat or drink anything other than water, including sugar-containing candy or gum? [Hour]
1	1
2	2
3	3
4	4
5	5
6	6
7	7
8	8
9	9
10	10
11	11
12	12

 H4GH11M - S4Q11M LAST ATE/DRANK MINUTE-W4

Type	Numeric (Double)
H4GH11M	11M. At what time did you last eat or drink anything other than water, including sugar-containing candy or gum? [Minute]

 H4GH11T - S4Q11T LAST ATE/DRANK AM/PM-W4

Type	Code
Measurement Unit	numeric
H4GH11T	11T. At what time did you last eat or drink anything other than water, including sugar-containing candy or gum? [am/pm]
1	am
2	pm

 H4GH12 - S4Q12 DRINK CAFFEINE LAST 24HRS-W4

Type	Code
Measurement Unit	numeric
H4GH12	12. Did you drink a caffeinated beverage (e.g., coffee, tea or soda) in the past 24 hours?
0	no
1	yes

 H4GH13H - S4Q13H TIME OF LAST CAFFEINE BEV HR-W4

Type	Code
Measurement Unit	numeric
H4GH13H	13H. At what time did you last drink a caffeinated beverage? [Hour]
1	1
2	2
3	3
4	4
5	5
6	6
7	7
8	8
9	9
10	10
11	11
12	12

 H4GH13M - S4Q13M TIME OF LAST CAFFEINE BEV MIN-W4

Type	Numeric (Double)
H4GH13M	13M. At what time did you last drink a caffeinated beverage? [Minute]

#### H4GH13T - S4Q13T TIME OF LAST CAFFENE BEV AM/PM-W4

Type	Code
Measurement Unit	numeric
H4GH13T	13T. At what time did you last drink a caffeinated beverage? [am/pm]
1	am
2	pm

#### H4HS1 - S5Q1 BEST DESCRIBE CURR/HEALTH INS-W4

Type	Code
Measurement Unit	numeric
H4HS1	1. Which of the following best describes your current health insurance situation?
1	you have no health insurance
2	you get insurance through work
3	you get insurance through a union
4	you get insurance through school
5	you are covered by your husband's or wife's insurance
6	you are covered by your parent's insurance
7	you are covered because you are active duty military
8	you buy private insurance yourself
9	you are on Medicaid
10	you are covered through the Indian Health Service
11	you do not know what your health insurance is

#### H4HS2A - S5Q2A WHY NO HEALTH INS-NO OFFER-W4

Type	Code
Measurement Unit	numeric
H4HS2A	2A. Why do you not have health insurance? Please tell me yes or no as I read the list of options. You are not offered health insurance through work or school.

0	no
1	yes

 H4HS2B - S5Q2B WHY NO HLTH INS-TOO EXPENSIVE-W4

Type	Code
Measurement Unit	numeric
H4HS2B	2B. Why do you not have health insurance? Please tell me yes or no as I read the list of options. It is too expensive.
0	no
1	yes

 H4HS2C - S5Q2C WHY NO HLTH INS-NOT NEED/WANT-W4

Type	Code
Measurement Unit	numeric
H4HS2C	2C. Why do you not have health insurance? Please tell me yes or no as I read the list of options. You do not need or want health insurance.
0	no
1	yes

 H4HS2D - S5Q2D WHY NO HLTH INS-DENIED INSUR-W4

Type	Code
Measurement Unit	numeric
H4HS2D	2D. Why do you not have health insurance? Please tell me yes or no as I read the list of options. You were denied health insurance.
0	no
1	yes
5	not asked on pretest

 H4HS3 - S5Q3 # MONTHS HAVE HEALTH INSURANCE-W4

Type	Code
Measurement Unit	numeric
H4HS3	3. Over the past 12 months, how many months did you have health insurance?
0	0 months
1	1 month
2	2 months

3	3 months
4	4 months
5	5 months
6	6 months
7	7 months
8	8 months
9	9 months
10	10 months
11	11 months
12	12 months

 H4HS4 - S5Q4 PAST 12/MON NEEDED MED CARE-W4

Type	Code
Measurement Unit	numeric
H4HS4	4. Has there been any time in the past 12 months when you thought you should get medical care, but you did not?
0	no
1	yes

 H4HS5 - S5Q5 PAST12 MON PROB GOT WORSE-W4

Type	Code
Measurement Unit	numeric
H4HS5	5. In the past 12 months, did a health problem get worse because you did not get care when you thought you should?
0	no
1	yes

 H4HS6 - S5Q6 LOCATION HEALTH CARE FACILITY-W4

Type	Code
Measurement Unit	numeric
H4HS6	6. Where do you usually go when you are sick or need health care?
1	never get sick or need health care
2	hospital-based clinic
3	hospital emergency room

4	community health center or clinic
5	health maintenance organization (HMO)
6	private doctor's office
7	school or college clinic
8	military hospital or clinic
9	clinic at work
10	some other place

 H4HS7 - S5Q7 LAST ROUTINE CHECK-UP-W4

Type	Code
Measurement Unit	numeric
H4HS7	7. How long ago did you last have a routine check-up?
1	within the past 3 months
2	4 to 6 months ago
3	7 to 9 months ago
4	10 to 12 months ago
5	longer than 1 year ago but less than 2 years ago
6	2 years ago or longer
7	never

 H4HS8 - S5Q8 PAST 12 MON DENTAL EXAM-W4

Type	Code
Measurement Unit	numeric
H4HS8	8. In the past 12 months have you had a dental examination by a dentist or dental hygienist?
0	no
1	yes

 H4HS9 - S5Q9 PAST12 MON PSYCHO/COUNSELING-W4

Type	Code
Measurement Unit	numeric
H4HS9	9. In the past 12 months have you received psychological or emotional counseling?
0	no

1	yes
---	-----

 H4ID1 - S06Q1 LIMIT:MODERATE ACTIVITIES-W4

Type	Code
Measurement Unit	numeric
H4ID1	1. How much does your health now limit you in these activities: moderate activities, such as moving a table, pushing a vacuum cleaner, bowling, playing golf?
1	not limited
2	limited a little
3	limited a lot

 H4ID2 - S06Q2 LIMIT:CLIMB SEV. FLIGHT STAIRS-W4

Type	Code
Measurement Unit	numeric
H4ID2	2. How much does your health now limit you in: climbing several flights of stairs?
1	not limited
2	limited a little
3	limited a lot

 H4ID3 - S06Q3 LIMIT CAUSE BY COND>YR/RECENT-W4

Type	Code
Measurement Unit	numeric
H4ID3	3. Is your limitation in activities caused by a condition that has lasted more than a year, or by a condition that has developed recently?
1	lasted more than a year
2	developed recently

 H4ID4 - S06Q4 USE BRACE, CANE, WHEELCHAIR-W4

Type	Code
Measurement Unit	numeric
H4ID4	4. Do you use a brace, cane, wheelchair or other device because of a physical condition?
0	no
1	yes

 H4ID5A - S06Q5A EVER BEEN DX CANCER/LEUKEMIA-W4

Type	Code
Measurement Unit	numeric
H4ID5A	5A. Has a doctor, nurse or other health care provider ever told you that you have or had: cancer or lymphoma or leukemia? Don't include skin cancer, except melanoma?
0	no
1	yes

 H4ID6A - S06Q6A AGE DX CANCER/LEUKEMIA-W4

Type	Numeric (Double)
H4ID6A	6A. How old were you when the doctor, nurse or other health care provider first told you?

 H4ID5B - S06Q5B HIGH CHOLESTEROL/LIPIDS/TRIG-W4

Type	Code
Measurement Unit	numeric
H4ID5B	5B. Has a doctor, nurse or other health care provider ever told you that you have or had: high blood cholesterol or triglycerides or lipids?
0	no
1	yes

 H4ID6B - S06Q6B AGE DX HIGH CHOLEST/LIPID/TRIG-W4

Type	Numeric (Double)
H4ID6B	6B. How old were you when the doctor, nurse or other health care provider diagnosed you with high blood cholesterol or triglycerides or lipids?

 H4ID5C - S06Q5C EVER DX W/HIGH BLOOD PRESSUR-W4

Type	Code
Measurement Unit	numeric
H4ID5C	5C. Has a doctor, nurse or other health care provider ever told you that you have or had: high blood pressure or hypertension {if female add, when you were not pregnant}?
0	no
1	yes

 H4ID6C - S06Q6C AGE DX HIGH BLOOD PRESSURE-W4



Type	Numeric (Double)
H4ID6C	6C. How old were you when the doctor, nurse or other health care provider diagnosed you with high blood pressure or hypertension?

#### H4ID5D - S06Q5D EVER BEEN DX WITH DIABETES-W4

Type	Code
Measurement Unit	numeric
H4ID5D	5D. Has a doctor, nurse or other health care provider ever told you that you have or had: high blood sugar or diabetes {if female add, when you were not pregnant}?
0	no
1	yes

#### H4ID6D - S06Q6D AGE DX WITH DIABETES-W4

Type	Numeric (Double)
H4ID6D	6D. How old were you when the doctor, nurse or other health care provider diagnosed you with high blood sugar or diabetes?

#### H4ID5E - S06Q5E EVER BEEN DX HEART DISEASE-W4

Type	Code
Measurement Unit	numeric
H4ID5E	5E. Has a doctor, nurse or other health care provider ever told you that you have or had: heart disease?
0	no
1	yes

#### H4ID6E - S06Q6E AGE DX HEART DISEASE-W4

Type	Numeric (Double)
H4ID6E	6E. How old were you when the doctor, nurse or other health care provider diagnosed you with heart disease?

#### H4ID5F - S06Q5F EVER BEEN DX ASTHM/CR BRN/EMPH-W4

Type	Code
Measurement Unit	numeric
H4ID5F	5F. Has a doctor, nurse or other health care provider ever told you that you have or had: asthma, chronic bronchitis or emphysema?
0	no

1	yes
---	-----

 H4ID6F - S06Q6F AGE DX ASTHMA/CHRN BRONC/EMPHY-W4

Type	Numeric (Double)
H4ID6F	6F. How old were you when the doctor, nurse or other health care provider diagnosed you with asthma, chronic bronchitis or emphysema?

 H4ID5G - S06Q5G EVER BEEN DX MIGRAINES-W4

Type	Code
Measurement Unit	numeric
H4ID5G	5G. Has a doctor, nurse or other health care provider ever told you that you have or had: migraine headaches?
0	no
1	yes

 H4ID6G - S06Q6G AGE DX MIGRAINE HEADACHES-W4

Type	Numeric (Double)
H4ID6G	6G. How old were you when the doctor, nurse or other health care provider diagnosed you with migraine headaches?

 H4ID5H - S06Q5H EVER BEEN DX WITH DEPRESSION-W4

Type	Code
Measurement Unit	numeric
H4ID5H	5H. Has a doctor, nurse or other health care provider ever told you that you have or had: depression?
0	no
1	yes

 H4ID6H - S06Q6H AGE DX DEPRESSION-W4

Type	Numeric (Double)
H4ID6H	6H. How old were you when the doctor, nurse or other health care provider diagnosed you with depression?

 H4ID5I - S06Q5I EVER BEEN DX PTSD-W4

Type	Code
Measurement Unit	numeric
H4ID5I	5I. Has a doctor, nurse or other health care provider ever told you that you have or had: post-traumatic stress disorder or PTSD?

0	no
1	yes

 H4ID6I - S06Q6I AGE DX PST TRAU STR DIS(PTSD)-W4

Type	Numeric (Double)
H4ID6I	6I. How old were you when the doctor, nurse or other health care provider diagnosed you with post-traumatic stress disorder?

 H4ID5J - S06Q5J EVER BEEN DX PANIC/ANXIETY DIS-W4

Type	Code
Measurement Unit	numeric
H4ID5J	5J. Has a doctor, nurse or other health care provider ever told you that you have or had: anxiety or panic disorder?
0	no
1	yes

 H4ID6J - S06Q6J AGE DX PANIC/ANXIETY DISORDER-W4

Type	Numeric (Double)
H4ID6J	6J. How old were you when the doctor, nurse or other health care provider diagnosed you with anxiety or panic disorder?

 H4ID5K - S06Q5K EVER BEEN DX W/EPILEPSY/SEIZ-W4

Type	Code
Measurement Unit	numeric
H4ID5K	5K. Has a doctor, nurse or other health care provider ever told you that you have or had: epilepsy or another seizure disorder?
0	no
1	yes

 H4ID6K - S06Q6K AGE DX EPILEPSY/SEIZURE DIS-W4

Type	Numeric (Double)
H4ID6K	6K. How old were you when the doctor, nurse or other health care provider diagnosed you with epilepsy or another seizure disorder?

 H4ID5L - S06Q5L EVER BEEN DX ADD/ADHD-W4

Type	Code
Measurement Unit	numeric

H4ID5L	5L. Has a doctor, nurse or other health care provider ever told you that you have or had: attention problems or ADD or ADHD?
0	no
1	yes

 H4ID6L - S06Q6L AGE DX ADD/ADHD-W4

Type	Numeric (Double)
H4ID6L	6L. How old were you when the doctor, nurse or other health care provider diagnosed you with attention problems or ADD or ADHD?

 H4ID5M - S06Q5M EVER BEEN DX HIV/AIDS-W4

Type	Code
Measurement Unit	numeric
H4ID5M	5M. Has a doctor, nurse or other health care provider ever told you that you have or had: HIV/AIDS?
0	no
1	yes

 H4ID6M - S06Q6M AGE DX HIV/AIDS-W4

Type	Numeric (Double)
H4ID6M	6M. How old were you when the doctor, nurse or other health care provider diagnosed you with HIV/AIDS?

 H4ID5N - S06Q5N EVER BEEN DX HEPATITIS C-W4

Type	Code
Measurement Unit	numeric
H4ID5N	5N. Has a doctor, nurse or other health care provider ever told you that you have or had: Hepatitis C?
0	no
1	yes

 H4ID6N - S06Q6N AGE DX HEPATITIS C-W4

Type	Numeric (Double)
H4ID6N	6N. How old were you when the doctor, nurse or other health care provider diagnosed you with Hepatitis C?

 H4ID7 - S06Q7 SERIOUS INJURY PAST YEAR-W4

Type	Code
Measurement Unit	numeric
H4ID7	7. In the past 12 months, have you suffered any serious injuries? For example, broken bones, cuts or lacerations, burns, torn muscles, tendons or ligaments, or other injuries that interfered with your ability to perform daily tasks.
0	no
1	yes

#### H4ID8 - S06Q8 MVA WITHIN PAST YEAR-W4

Type	Code
Measurement Unit	numeric
H4ID8	8. In the past 12 months, were you involved in a motor vehicle accident?
0	no
1	yes

#### H4ID9A - S06Q9A GUM DIS/LOST TOOTH LAST MONTH-W4

Type	Code
Measurement Unit	numeric
H4ID9A	9A. Have you had gum disease (gingivitis; periodontal disease) or tooth loss because of cavities in the last four weeks?
0	no
1	yes

#### H4ID9B - S06Q9B ACTIVE INFECTION LAST MONTH-W4

Type	Code
Measurement Unit	numeric
H4ID9B	9B. Have you had an active infection in the last four weeks?
0	no
1	yes

#### H4ID9C - S06Q9C SUSTAIN INJURY LAST MONTH-W4

Type	Code
Measurement Unit	numeric
H4ID9C	9C. Have you had an injury in the last four weeks?
0	no
1	yes

 H4ID9D - S06Q9D ACUTE ILLNESS LAST MONTH-W4

Type	Code
Measurement Unit	numeric
H4ID9D	9D. Have you had an acute illness in the last four weeks?
0	no
1	yes

 H4ID9E - S06Q9E SURGERY LAST MONTH-W4

Type	Code
Measurement Unit	numeric
H4ID9E	9E. Have you had surgery in the last four weeks?
0	no
1	yes

 H4ID9F - S06Q9F HAY FEVER SXS LAST MONTH-W4

Type	Code
Measurement Unit	numeric
H4ID9F	9F. Have you had active seasonal allergies (hay fever) in last four weeks?
0	no
1	yes

 H4ID9G - S06Q9G NONE OF ABOVE-W4

Type	Code
Measurement Unit	numeric
H4ID9G	9G. Have you had none of the above in the last four weeks?
0	no
1	yes

 H4ID10A - S06Q10A FLU SXS-PAST 2 WEEKS-W4

Type	Code
Measurement Unit	numeric
H4ID10A	10A. Have you had cold or Flu-like symptoms such as sore throat, runny nose, or cough in the last two weeks?
0	no
1	yes

 H4ID10B - S06Q10B FEVER-PAST 2 WEEKS-W4

Type	Code
Measurement Unit	numeric
H4ID10B	10B. Have you had fever in the last two weeks?
0 no	
1 yes	

 H4ID10C - S06Q10C NIGHT SWEATS-PAST 2 WEEKS-W4

Type	Code
Measurement Unit	numeric
H4ID10C	10C. Have you had night sweats in the last two weeks?
0 no	
1 yes	

 H4ID10D - S06Q10D DIARR/NAUSEA/VOMIT PAST 2 WKS-W4

Type	Code
Measurement Unit	numeric
H4ID10D	10D. Have you had nausea or vomiting or diarrhea in the last two weeks?
0 no	
1 yes	

 H4ID10E - S06Q10E BLOODY STOOL-PAST 2 WEEKS-W4

Type	Code
Measurement Unit	numeric
H4ID10E	10E. Have you had blood in stool (feces) or in urine in the last two weeks?
0 no	
1 yes	

 H4ID10F - S06Q10F POLYURIA-PAST 2 WEEKS-W4

Type	Code
Measurement Unit	numeric
H4ID10F	10F. Have you had frequent urination in the last two weeks?
0 no	
1 yes	

 H4ID10G - S06Q10G SKIN RASH-PAST 2 WEEKS-W4

Type	Code
Measurement Unit	numeric
H4ID10G	10G. Have you had skin rash or abscess in the last two weeks?
0	no
1	yes

 H4ID10H - S06Q10H NONE OF ABOVE SYMPTOMS-W4

Type	Code
Measurement Unit	numeric
H4ID10H	10H. Have you had none of the above in the last two weeks?
0	no
1	yes

 H4ID11 - S06Q11 ASPIRIN/ASA-CONTAINING PROD-W4

Type	Code
Measurement Unit	numeric
H4ID11	11. Regarding your current medication use: In the past 24 hours, have you taken aspirin or aspirin-containing medications including cold and allergy medications or headache powders? Do not include acetaminophen for example, Tylenol, or ibuprofen, for example, Advil, Motrin or Nuprin. Some examples of aspirin-containing medications include: Anacin, Aspirin, B C.Backache Relief Extra Strength, Bayer, Excedrin, Goody's, Pain Relief, Pain Reliever Added Strength, Vanquish
0	no
1	yes

 H4ID12 - S06Q12 USING OTHER NSAID(S)-W4

Type	Code
Measurement Unit	numeric
H4ID12	12. In the past 24 hours, have you taken other anti-inflammatory medications? Do not include acetaminophen for example, Tylenol or aspirin-containing medications. Some examples of those include: Advil, Aleve, Ibuprofen, Motrin, Naproxen, Nuprin
0	no
1	yes



 H4ID13 - S06Q13 TOTAL BLINDNESS ONE/BOTH EYES-W4

Type	Code
Measurement Unit	numeric
H4ID13	13. Do you have total blindness in one or both eyes?
2	no
3	yes, one eye
4	yes, both eyes

 H4ID14 - S06Q14 USE GLASSES OR CONTACTS-W4

Type	Code
Measurement Unit	numeric
H4ID14	14. Do you use eyeglasses, contact lenses, both, or neither for vision correction?
1	eyeglasses
2	contact lenses
3	both
4	neither

 H4ID15 - S06Q15 W/CORRECTION HOW IS EYESIGHT-W4

Type	Code
Measurement Unit	numeric
H4ID15	15. With eyeglasses or contact lenses, how is your eyesight?
1	excellent
2	good
3	fair
4	poor
5	very poor

 H4ID16 - S06Q16 EVER WORN HEARING AID-W4

Type	Code
Measurement Unit	numeric
H4ID16	16. Have you ever worn a hearing aid?
0	no
1	yes

 H4ID17 - S06Q17 BEST DESCRIBES UNAIDED HEARING-W4

Type	Code
Measurement Unit	numeric
H4ID17	17. Which statement best describes your hearing without a hearing aid or other assistive devices?
1	excellent
2	good
3	a little trouble
4	moderate hearing trouble
5	a lot of trouble
6	deaf

 H4ID18 - S06Q18 STUTTERING STAMMERING PROBLEM-W4

Type	Code
Measurement Unit	numeric
H4ID18	18. Do you have a problem with stuttering or stammering?
0	no
1	yes

 H4ID19 - S06Q19 BEST DESCRIBES STUTT/STAM PROB-W4

Type	Code
Measurement Unit	numeric
H4ID19	19. How would you describe your stuttering or stammering at this time?
1	mild
2	moderate
3	severe

 H4ID20 - S06Q20 EXPER TINNITUS W/I PAST YEAR-W4

Type	Code
Measurement Unit	numeric
H4ID20	20. In the past 12 months have you been bothered by ringing, roaring, or buzzing in your ears or head (tinnitus) that lasts for 5 minutes or more?
0	no
1	yes

 H4ID21 - S06Q21 DURATION OF TINNITUS-W4

Type	Code
Measurement Unit	numeric
H4ID21	21. How long have you been bothered by this ringing, roaring, or buzzing in your ears or head?
1	<3 months
2	3-11 months
3	1-2 years
4	3-4 years
5	5-9 years
6	10-14 years
7	15 years or more

 H4ID22 - S06Q22 FREQUENCY OF TINNITUS-W4

Type	Code
Measurement Unit	numeric
H4ID22	22. In the past 12 months, how often have you had this ringing, roaring, or buzzing in your ears or head?
1	almost always
2	at least once a day
3	at least once a week
4	at least once a month
5	less frequently than once a month

 H4ID23 - S06Q23 VOICE PROBLEMS W/I PAST YEAR-W4

Type	Code
Measurement Unit	numeric
H4ID23	23. In the past 12 months, have you had any problem with your voice? By any problem, we mean was there any time when your voice was hoarse, raspy, breathy, weak, or, generally, did not work, perform, or sound as you feel it normally would?
0	no
1	yes, but the problem only lasted 1 or 2 days
2	yes, and the problem lasted 3 or more days

3	yes, but unknown - how long lasted
---	------------------------------------

 H4ID24 - S06Q24 FREQ VOICE PROBLEMS PAST YEAR-W4

Type	Code
Measurement Unit	numeric
H4ID24	24. In the past 12 months, how often has your voice been hoarse, raspy, or breathy?
0	none
1	1 or 2 days in the past 12 months
2	once a month or less (3-12 days in the past 12 months)
3	2 or 3 days a month
4	1 or 2 days a week
5	3 to 5 days a week
6	every day, or almost every day

 H4ID25 - S06Q25 DIFFICULTY PROJECT/HEAR LST YR-W4

Type	Code
Measurement Unit	numeric
H4ID25	25. In the past 12 months, how often have you had difficulty being heard or trouble projecting your voice?
0	none
1	1 or 2 days in the past 12 months
2	once a month or less (3-12 days in the past 12 months)
3	2 or 3 days a month
4	1 or 2 days a week
5	3 to 5 days a week
6	every day, or almost every day

 H4ID26 - S06Q26 DOES VOICE PROB AFFECT LIFE-W4

Type	Code
Measurement Unit	numeric
H4ID26	26. How often does a problem with your voice affect your personal, social, or working (professional) life?

0	none
1	1 or 2 days in the past 12 months
2	once a month or less (3-12 days in the past 12 months)
3	2 or 3 days a month
4	1 or 2 days a week
5	3 to 5 days a week
6	every day, or almost every day

 H4SP1H - S7Q1H HR USUALLY WAKE UP WORKDAYS-W4

Type	Code
Measurement Unit	numeric
H4SP1H	1H. On days that you go to work, school or similar activities, what time do you usually wake up? [Hour]
1	1
2	2
3	3
4	4
5	5
6	6
7	7
8	8
9	9
10	10
11	11
12	12

 H4SP1M - S7Q1M MIN USUALLY WAKE UP WORKDAYS-W4

Type	Numeric (Double)
H4SP1M	1M. On days that you go to work, school or similar activities, what time do you usually wake up? [Minute]

 H4SP1T - S7Q1T AM/PM USUALLY WAKE UP WORKDAYS-W4

Type	Code
------	------

Measurement Unit	numeric
H4SP1T	1T. On days that you go to work, school or similar activities, what time do you usually wake up? [am/pm]
1	am
2	pm

 H4SP2H - S7Q2H HR USUAL BEDTIME WORKDAYS-W4

Type	Code
Measurement Unit	numeric
H4SP2H	2H. On days when you go to work, school, or similar activities, what time do you usually go to sleep the night or day before? [Hour]
1	1
2	2
3	3
4	4
5	5
6	6
7	7
8	8
9	9
10	10
11	11
12	12

 H4SP2M - S7Q2M MIN USUAL BEDTIME WORKDAYS-W4

Type	Numeric (Double)
H4SP2M	2M. On days when you go to work, school, or similar activities, what time do you usually go to sleep the night or day before? [Minute]

 H4SP2T - S7Q2T AM/PM USUAL BEDTIME WORKDAYS-W4

Type	Code
Measurement Unit	numeric
H4SP2T	2T. On days when you go to work, school, or similar activities, what time do you usually go to sleep the night or day before? [am/pm]
1	am

2	pm
---	----

#### H4SP3H - S7Q3H HR USUALLY WAKE UP DAYS OFF-W4

Type	Code
Measurement Unit	numeric
H4SP3H	3H. On days that you don't have to get up at a certain time, what time do you usually wake up? [Hour]
1	1
2	2
3	3
4	4
5	5
6	6
7	7
8	8
9	9
10	10
11	11
12	12

#### H4SP3M - S7Q3M MIN USUALLY WAKE UP DAYS OFF-W4

Type	Numeric (Double)
H4SP3M	3M. On days that you don't have to get up at a certain time, what time do you usually wake up? [Minute]

#### H4SP3T - S7Q3T AM/PM USUALLY WAKE UP DAYS OFF-W4

Type	Code
Measurement Unit	numeric
H4SP3T	3T. On days that you don't have to get up at a certain time, what time do you usually wake up? [am/pm]
1	am
2	pm

#### H4SP4H - S7Q4H HR USUAL BEDTIME DAYS OFF-W4

Type	Code
------	------

Measurement Unit	numeric	
H4SP4H	4H. On days that you don't have to get up at a certain time, what time do you usually go to sleep the night or day before? [Hour]	
1	1	
2	2	
3	3	
4	4	
5	5	
6	6	
7	7	
8	8	
9	9	
10	10	
11	11	
12	12	

 H4SP4M - S7Q4M MIN USUAL BEDTIME DAYS OFF-W4

Type	Numeric (Double)	
H4SP4M	4M. On days that you don't have to get up at a certain time, what time do you usually go to sleep the night or day before? [Minute]	

 H4SP4T - S7Q4T AM/PM USUAL BEDTIME DAYS OFF-W4

Type	Code	
Measurement Unit	numeric	
H4SP4T	4T. On days that you don't have to get up at a certain time, what time do you usually go to sleep the night or day before? [am/pm]	
1	am	
2	pm	

 H4SP5 - S7Q5 HOW OFTEN TROUBLE FALLING ASLEEP-W4

Type	Code	
Measurement Unit	numeric	
H4SP5	5. Over the past four weeks, how often did you have trouble falling asleep?	
0	never in the past four weeks	



1	less than once a week
2	1 or 2 times a week
3	3 or 4 times a week
4	5 or more times a week

 H4SP6 - S7Q6 HOW OFTEN TROUBLE STAYING ASLEEP-W4

Type	Code
Measurement Unit	numeric
H4SP6	6. Over the past four weeks, how often did you have trouble staying asleep throughout the night? For example, you woke up several times at night or woke up earlier than you planned to?
0	never in the past four weeks
1	less than once a week
2	1 or 2 times a week
3	3 or 4 times a week
4	5 or more times a week

 H4SP7 - S7Q7 SNORE/STOP BREATHING IN SLEEP-W4

Type	Code
Measurement Unit	numeric
H4SP7	7. Based on what you have noticed or what others have told you, are there times when you snore or you stop breathing during your sleep?
0	no
1	yes

 H4HR1 - S8Q1 WHERE RESPONDENT LIVES-W4

Type	Code
Measurement Unit	numeric
H4HR1	1. Where do you live now? That is, where do you stay most often?
1	your parents' home
2	another person's home
3	your own place (apartment, house, trailer, etc.)
4	group quarters (dormitory, barracks, group home, hospital, communal home, prison or penitentiary, etc.)

5	homeless -- that is, you have no regular place to stay
6	other

 H4HR2 - S8Q2 KIND GROUP QUARTERS LIVING NOW-W4

Type	Code
Measurement Unit	numeric
H4HR2	2. What kind of group quarters are you living in?
1	dormitory at a school
3	barracks in the armed services
4	half-way house, social rehabilitation facility
5	prison, penitentiary
6	group home
7	hospital, nursing home, physical rehabilitation facility
8	communal home
9	other

 H4HR3 - S8Q3 RESP LIVES ALONE OR W/OTHERS-W4

Type	Code
Measurement Unit	numeric
H4HR3	3. Do you live alone or with others?
1	alone
2	with others

 H4HR4 - S8Q4 HOW MANY PEOPLE RESP LIVES WITH-W4

Type	Code
Measurement Unit	numeric
H4HR4	4. How many people live with you? Don't count yourself. If someone usually lives with you but is away temporarily include him or her.
1	1 person
2	2 people
3	3 people
4	4 people

5	5 people
6	6 people
7	7 people
8	8 people
9	9 people
10	10 people
11	11 people
12	12 people
13	13 people
14	14 people
15	15 people
16	16 people

 H4HR5A - S8Q5A HH MEMBER 1-GENDER-W4

Type	Code
Measurement Unit	numeric
H4HR5A	5A. 1st Household Member: Is {INITIALS} male or female?
1	male
2	female

 H4HR6A - S8Q6A HH MEMBER 1-AGE-W4

Type	Numeric (Double)
H4HR6A	6A. 1st Household Member: How old is {initials}?

 H4HR7A - S8Q7A HH MEMBER 1-APPROXIMATE AGE-W4

Type	Code
Measurement Unit	numeric
H4HR7A	7A. 1st Household Member: About how old is {INITIALS}?
23	23 years old
25	25 years old
30	30 years old
32	32 years old
36	36 years old

40	40 years old
42	42 years old
45	45 years old
46	46 years old
48	48 years old
50	50 years old
51	51 years old
52	52 years old
53	53 years old
55	55 years old
56	56 years old
57	57 years old
58	58 years old
60	60 years old
63	63 years old
70	70 years old
76	76 years old

 H4HR8A - S8Q8A HH MEMBER 1-RELATION TO RESP-W4

Type	Code
Measurement Unit	numeric
H4HR8A	8A. 1st Household Member: What is {INITIAL'S} relationship to you?
1	husband/wife
2	partner/boyfriend/girlfriend
3	son/daughter
4	brother/sister
5	brother's male partner/sister's female partner
6	sister's husband/brother's wife
7	sister's male partner/brother's female partner
8	father/mother
9	father's male partner/mother's female partner

10	mother's husband/father's wife
11	mother's male partner/father's female partner
12	father-in-law/mother-in-law
13	grandfather/grandmother
14	great-grandfather/great-grandmother
15	uncle/aunt
16	cousin
17	nephew/niece
18	other relative
19	non-relative

 H4HR9A - S8Q9A HH MEMBER 1-BEST/FIT RELATION-W4

Type	Code
Measurement Unit	numeric
H4HR9A	9A. 1st Household Member: Which description best fits {INITIALS}'s relationship to you?
1	biological son/daughter
2	adopted son/daughter
3	step son/daughter
10	full brother/sister
11	twin brother/sister
12	half brother/sister
13	step brother/sister
14	adoptive brother/sister
20	biological father/mother
21	adoptive father/mother
22	step father/mother who has adopted you
23	step father/mother
24	foster father/mother

 H4HR5B - S8Q5B HH MEMBER 2-GENDER-W4

Type	Code
Measurement Unit	numeric

H4HR5B		5B. 2nd Household Member: Is {INITIALS} male or female?
1	male	
2	female	

 H4HR6B - S8Q6B HH MEMBER 2-AGE-W4

Type	Numeric (Double)
H4HR6B	6B. 2nd Household Member: How old is {initials}?

 H4HR7B - S8Q7B HH MEMBER 2-APPROXIMATE AGE-W4

Type	Code
Measurement Unit	numeric
H4HR7B	7B. 2nd Household Member: About how old is {INITIALS}?
23	23 years old
25	25 years old
28	28 years old
30	30 years old
32	32 years old
35	35 years old
36	36 years old
38	38 years old
40	40 years old
46	46 years old
48	48 years old
50	50 years old
54	54 years old
55	55 years old
56	56 years old
57	57 years old
60	60 years old
62	62 years old
63	63 years old
70	70 years old

72	72 years old
----	--------------

 H4HR8B - S8Q8B HH MEMBER 2-RELATION TO RESP-W4

Type	Code
Measurement Unit	numeric
H4HR8B	8B. 2nd Household Member: What is {INITIAL'S} relationship to you?
1	husband/wife
2	partner/boyfriend/girlfriend
3	son/daughter
4	brother/sister
5	brother's male partner/sister's female partner
6	sister's husband/brother's wife
7	sister's male partner/brother's female partner
8	father/mother
9	father's male partner/mother's female partner
10	mother's husband/father's wife
11	mother's male partner/father's female partner
12	father-in-law/mother-in-law
13	grandfather/grandmother
14	great-grandfather/great-grandmother
15	uncle/aunt
16	cousin
17	nephew/niece
18	other relative
19	non-relative

 H4HR9B - S8Q9B HH MEMBER 2-BEST/FIT RELATION-W4

Type	Code
Measurement Unit	numeric
H4HR9B	9B. 2nd Household Member: Which description best fits {INITIALS}'s relationship to you?
1	biological son/daughter
2	adopted son/daughter

3	step son/daughter
4	step son/daughter have adopted
5	foster son/daughter
10	full brother/sister
11	twin brother/sister
12	half brother/sister
13	step brother/sister
14	adoptive brother/sister
15	foster brother/sister
16	brother/sister in-law
20	biological father/mother
21	adoptive father/mother
22	step father/mother who has adopted you
23	step father/mother

 H4HR5C - S8Q5C HH MEMBER 3-GENDER-W4

Type	Code
Measurement Unit	numeric
H4HR5C	5C. 3rd Household Member: Is {INITIALS} male or female?
1	male
2	female

 H4HR6C - S8Q6C HH MEMBER 3-AGE-W4

Type	Numeric (Double)
H4HR6C	6C. 3rd Household Member: How old is {initials}?

 H4HR7C - S8Q7C HH MEMBER 3-APPROXIMATE AGE-W4

Type	Code
Measurement Unit	numeric
H4HR7C	7C. 3rd Household Member: About how old is {INITIALS}?
14	14 years old
25	25 years old
30	30 years old



40	40 years old
43	43 years old
45	45 years old
48	48 years old
50	50 years old
52	52 years old
55	55 years old
57	57 years old
70	70 years old
87	87 years old

 H4HR8C - S8Q8C HH MEMBER 3-RELATION TO RESP-W4

Type	Code
Measurement Unit	numeric
H4HR8C	8C. 3rd Household Member: What is {INITIAL'S} relationship to you?
1	husband/wife
2	partner/boyfriend/girlfriend
3	son/daughter
4	brother/sister
5	brother's male partner/sister's female partner
6	sister's husband/brother's wife
7	sister's male partner/brother's female partner
8	father/mother
9	father's male partner/mother's female partner
10	mother's husband/father's wife
11	mother's male partner/father's female partner
12	father-in-law/mother-in-law
13	grandfather/grandmother
14	great-grandfather/great-grandmother
15	uncle/aunt
16	cousin

17	nephew/niece
18	other relative
19	non-relative

 H4HR9C - S8Q9C HH MEMBER 3-BEST/FIT RELATION-W4

Type	Code
Measurement Unit	numeric
H4HR9C	9C. 3rd Household Member: Which description best fits {INITIALS}'s relationship to you?
1	biological son/daughter
2	adopted son/daughter
3	step son/daughter
4	step son/daughter have adopted
5	foster son/daughter
10	full brother/sister
11	twin brother/sister
12	half brother/sister
13	step brother/sister
14	adoptive brother/sister
16	brother/sister in-law
20	biological father/mother
21	adoptive father/mother
23	step father/mother

 H4HR5D - S8Q5D HH MEMBER 4-GENDER-W4

Type	Code
Measurement Unit	numeric
H4HR5D	5D. 4th Household Member: Is {INITIALS} male or female?
1	male
2	female

 H4HR6D - S8Q6D HH MEMBER 4-AGE-W4

Type	Numeric (Double)
------	------------------

H4HR6D	6D. 4th Household Member: How old is {initials}?
--------	--

#### H4HR7D - S8Q7D HH MEMBER 4-APPROXIMATE AGE-W4

Type	Code
Measurement Unit	numeric
H4HR7D	7D. 4th Household Member: About how old is {INITIALS}?
32	32 years old
42	42 years old
47	47 years old
50	50 years old
53	53 years old
67	67 years old
75	75 years old

#### H4HR8D - S8Q8D HH MEMBER 4-RELATION TO RESP-W4

Type	Code
Measurement Unit	numeric
H4HR8D	8D. 4th Household Member: What is {INITIAL'S} relationship to you?
1	husband/wife
2	partner/boyfriend/girlfriend
3	son/daughter
4	brother/sister
5	brother's male partner/sister's female partner
6	sister's husband/brother's wife
7	sister's male partner/brother's female partner
8	father/mother
10	mother's husband/father's wife
11	mother's male partner/father's female partner
12	father-in-law/mother-in-law
13	grandfather/grandmother
14	great-grandfather/great-grandmother
15	uncle/aunt
16	cousin

17	nephew/niece
18	other relative
19	non-relative

 H4HR9D - S8Q9D HH MEMBER 4-BEST/FIT RELATION-W4

Type	Code
Measurement Unit	numeric
H4HR9D	9D. 4th Household Member: Which description best fits {INITIALS}'s relationship to you?
1	biological son/daughter
2	adopted son/daughter
3	step son/daughter
4	step son/daughter have adopted
5	foster son/daughter
10	full brother/sister
11	twin brother/sister
12	half brother/sister
13	step brother/sister
14	adoptive brother/sister
15	foster brother/sister
16	brother/sister in-law
20	biological father/mother
22	step father/mother who has adopted you
23	step father/mother

 H4HR5E - S8Q5E HH MEMBER 5-GENDER-W4

Type	Code
Measurement Unit	numeric
H4HR5E	5E. 5th Household Member: Is {INITIALS} male or female?
1	male
2	female

 H4HR6E - S8Q6E HH MEMBER 5-AGE-W4

Type	Numeric (Double)
H4HR6E	6E. 5th Household Member: How old is {initials}?

 H4HR7E - S8Q7E HH MEMBER 5-APPROXIMATE AGE-W4

Type	Code
Measurement Unit	numeric
H4HR7E	7E. 5th Household Member: About how old is {INITIALS}?
29	29 years old
30	30 years old
50	50 years old
62	62 years old
70	70 years old
78	78 years old

 H4HR8E - S8Q8E HH MEMBER 5-RELATION TO RESP-W4

Type	Code
Measurement Unit	numeric
H4HR8E	8E. 5th Household Member: What is {INITIAL'S} relationship to you?
1	husband/wife
2	partner/boyfriend/girlfriend
3	son/daughter
4	brother/sister
5	brother's male partner/sister's female partner
6	sister's husband/brother's wife
7	sister's male partner/brother's female partner
8	father/mother
10	mother's husband/father's wife
11	mother's male partner/father's female partner
12	father-in-law/mother-in-law
13	grandfather/grandmother
14	great-grandfather/great-grandmother
15	uncle/aunt
16	cousin

17	nephew/niece
18	other relative
19	non-relative

 H4HR9E - S8Q9E HH MEMBER 5-BEST/FIT RELATION-W4

Type	Code
Measurement Unit	numeric
H4HR9E	9E. 5th Household Member: Which description best fits {INITIALS}'s relationship to you?
1	biological son/daughter
2	adopted son/daughter
3	step son/daughter
4	step son/daughter have adopted
5	foster son/daughter
10	full brother/sister
11	twin brother/sister
12	half brother/sister
13	step brother/sister
14	adoptive brother/sister
16	brother/sister in-law
20	biological father/mother
21	adoptive father/mother

 H4HR5F - S8Q5F HH MEMBER 6-GENDER-W4

Type	Code
Measurement Unit	numeric
H4HR5F	5F. 6th Household Member: Is {INITIALS} male or female?
1	male
2	female

 H4HR6F - S8Q6F HH MEMBER 6-AGE-W4

Type	Numeric (Double)
H4HR6F	6F. 6th Household Member: How old is {initials}?

 H4HR7F - S8Q7F HH MEMBER 6-APPROXIMATE AGE-W4

Type	Code
Measurement Unit	numeric
H4HR7F	7F. 6th Household Member: About how old is {INITIALS}?
35	35 years old
50	50 years old
55	55 years old
70	70 years old
76	76 years old

 H4HR8F - S8Q8F HH MEMBER 6-RELATION TO RESP-W4

Type	Code
Measurement Unit	numeric
H4HR8F	8F. 6th Household Member: What is {INITIAL'S} relationship to you?
1	husband/wife
2	partner/boyfriend/girlfriend
3	son/daughter
4	brother/sister
6	sister's husband/brother's wife
7	sister's male partner/brother's female partner
8	father/mother
10	mother's husband/father's wife
11	mother's male partner/father's female partner
12	father-in-law/mother-in-law
13	grandfather/grandmother
15	uncle/aunt
16	cousin
17	nephew/niece
18	other relative
19	non-relative

 H4HR9F - S8Q9F HH MEMBER 6-BEST/FIT RELATION-W4

Type	Code
Measurement Unit	numeric
H4HR9F	9F. 6th Household Member: Which description best fits {INITIALS}'s relationship to you?
1	biological son/daughter
2	adopted son/daughter
3	step son/daughter
5	foster son/daughter
10	full brother/sister
11	twin brother/sister
12	half brother/sister
13	step brother/sister
14	adoptive brother/sister
16	brother/sister in-law
20	biological father/mother
21	adoptive father/mother
23	step father/mother

 H4HR5G - S8Q5G HH MEMBER 7-GENDER-W4

Type	Code
Measurement Unit	numeric
H4HR5G	5G. 7th Household Member: Is {INITIALS} male or female?
1	male
2	female

 H4HR6G - S8Q6G HH MEMBER 7-AGE-W4

Type	Numeric (Double)
H4HR6G	6G. 7th Household Member: How old is {initials}?

 H4HR7G - S8Q7G HH MEMBER 7-APPROXIMATE AGE-W4

Type	Code
Measurement Unit	numeric
H4HR7G	7G. 7th Household Member: About how old is {INITIALS}?
37	37 years old



54	54 years old
----	--------------

 H4HR8G - S8Q8G HH MEMBER 7-RELATION TO RESP-W4

Type	Code
Measurement Unit	numeric
H4HR8G	8G. 7th Household Member: What is {INITIAL'S} relationship to you?
1	husband/wife
2	partner/boyfriend/girlfriend
3	son/daughter
4	brother/sister
6	sister's husband/brother's wife
7	sister's male partner/brother's female partner
8	father/mother
9	father's male partner/mother's female partner
10	mother's husband/father's wife
12	father-in-law/mother-in-law
13	grandfather/grandmother
15	uncle/aunt
16	cousin
17	nephew/niece
18	other relative
19	non-relative

 H4HR9G - S8Q9G HH MEMBER 7-BEST/FIT RELATION-W4

Type	Code
Measurement Unit	numeric
H4HR9G	9G. 7th Household Member: Which description best fits {INITIALS}'s relationship to you?
1	biological son/daughter
3	step son/daughter
5	foster son/daughter
10	full brother/sister
12	half brother/sister

13	step brother/sister
14	adoptive brother/sister
16	brother/sister in-law
20	biological father/mother

 H4HR5H - S8Q5H HH MEMBER 8-GENDER-W4

Type	Code
Measurement Unit	numeric
H4HR5H	5H. 8th Household Member: Is {INITIALS} male or female?
1	male
2	female

 H4HR6H - S8Q6H HH MEMBER 8-AGE-W4

Type	Numeric (Double)
H4HR6H	6H. 8th Household Member: How old is {initials}?

 H4HR7H - S8Q7H HH MEMBER 8-APPROXIMATE AGE-W4

Type	Numeric (Integer)
Measurement Unit	numeric
H4HR7H	7H. 8th Household Member: About how old is {INITIALS}?

 H4HR8H - S8Q8H HH MEMBER 8-RELATION TO RESP-W4

Type	Code
Measurement Unit	numeric
H4HR8H	8H. 8th Household Member: What is {INITIAL'S} relationship to you?
1	husband/wife
2	partner/boyfriend/girlfriend
3	son/daughter
4	brother/sister
6	sister's husband/brother's wife
7	sister's male partner/brother's female partner
8	father/mother
9	father's male partner/mother's female partner
12	father-in-law/mother-in-law

13	grandfather/grandmother
15	uncle/aunt
16	cousin
17	nephew/niece
18	other relative
19	non-relative

 H4HR9H - S8Q9H HH MEMBER 8-BEST/FIT RELATION-W4

Type	Code
Measurement Unit	numeric
H4HR9H	9H. 8th Household Member: Which description best fits {INITIALS}'s relationship to you?
1	biological son/daughter
3	step son/daughter
5	foster son/daughter
10	full brother/sister
12	half brother/sister
20	biological father/mother

 H4HR5I - S8Q5I HH MEMBER 9-GENDER-W4

Type	Code
Measurement Unit	numeric
H4HR5I	5I. 9th Household Member: Is {INITIALS} male or female?
1	male
2	female

 H4HR6I - S8Q6I HH MEMBER 9-AGE-W4

Type	Numeric (Double)
H4HR6I	6I. 9th Household Member: How old is {initials}?

 H4HR7I - S8Q7I HH MEMBER 9-APPROXIMATE AGE-W4

Type	Code
Measurement Unit	numeric
H4HR7I	7I. 9th Household Member: About how old is {INITIALS}?

36	36 years old
----	--------------

 H4HR8I - S8Q8I HH MEMBER 9-RELATION TO RESP-W4

Type	Code
Measurement Unit	numeric
H4HR8I	8I. 9th Household Member: What is {INITIAL'S} relationship to you?
1	husband/wife
3	son/daughter
4	brother/sister
5	brother's male partner/sister's female partner
6	sister's husband/brother's wife
7	sister's male partner/brother's female partner
8	father/mother
12	father-in-law/mother-in-law
13	grandfather/grandmother
16	cousin
17	nephew/niece
18	other relative
19	non-relative

 H4HR9I - S8Q9I HH MEMBER 9-BEST/FIT RELATION-W4

Type	Code
Measurement Unit	numeric
H4HR9I	9I. 9th Household Member: Which description best fits {INITIALS}'s relationship to you?
1	biological son/daughter
10	full brother/sister
12	half brother/sister
14	adoptive brother/sister
20	biological father/mother

 H4HR5J - S8Q5J HH MEMBER 10-GENDER-W4

Type	Code
------	------

Measurement Unit	numeric
H4HR5J	5J. 10th Household Member: Is {INITIALS} male or female?
1	male
2	female

 H4HR6J - S8Q6J HH MEMBER 10-AGE-W4

Type	Numeric (Double)
H4HR6J	6J. 10th Household Member: How old is {initials}?

 H4HR7J - S8Q7J HH MEMBER 10-APPROXIMATE AGE-W4

Type	Numeric (Integer)
Measurement Unit	numeric
H4HR7J	7J. 10th Household Member: About how old is {INITIALS}?

 H4HR8J - S8Q8J HH MEMBER 10-RELATION TO RESP-W4

Type	Code
Measurement Unit	numeric
H4HR8J	8J. 10th Household Member: What is {INITIAL'S} relationship to you?
2	partner/boyfriend/girlfriend
3	son/daughter
4	brother/sister
8	father/mother
15	uncle/aunt
16	cousin
17	nephew/niece
18	other relative
19	non-relative

 H4HR9J - S8Q9J HH MEMBER 10-BEST/FIT RELATION-W4

Type	Code
Measurement Unit	numeric
H4HR9J	9J. 10th Household Member: Which description best fits {INITIALS}'s relationship to you?
1	biological son/daughter
10	full brother/sister

20	biological father/mother
----	--------------------------

 H4HR5K - S8Q5K HH MEMBER 11-GENDER-W4

Type	Code
Measurement Unit	numeric
H4HR5K	5K. 11th Household Member: Is {INITIALS} male or female?
1	male
2	female

 H4HR6K - S8Q5K HH MEMBER 11-AGE-W4

Type	Numeric (Double)
H4HR6K	6K. 11th Household Member: How old is {initials}?

 H4HR7K - S8Q7K HH MEMBER 11-APPROXIMATE AGE-W4

Type	Numeric (Integer)
Measurement Unit	numeric
H4HR7K	7K. 11th Household Member: About how old is {INITIALS}?

 H4HR8K - S8Q8K HH MEMBER 11-RELATION TO RESP-W4

Type	Code
Measurement Unit	numeric
H4HR8K	8K. 11th Household Member: What is {INITIAL'S} relationship to you?
2	partner/boyfriend/girlfriend
3	son/daughter
4	brother/sister
6	sister's husband/brother's wife
7	sister's male partner/brother's female partner
8	father/mother
16	cousin
17	nephew/niece
18	other relative
19	non-relative

 H4HR9K - S8Q9K HH MEMBER 11-BEST/FIT RELATION-W4

Type	Code
------	------

Measurement Unit	numeric
H4HR9K	9K. 11th Household Member: Which description best fits {INITIALS}'s relationship to you?
1	biological son/daughter
10	full brother/sister
20	biological father/mother

 H4HR5L - S8Q5L HH MEMBER 12-GENDER-W4

Type	Code
Measurement Unit	numeric
H4HR5L	5L. 12th Household Member: Is {INITIALS} male or female?
1	male
2	female

 H4HR6L - S8Q6L HH MEMBER 12-AGE-W4

Type	Numeric (Double)
H4HR6L	6L. 12th Household Member: How old is {initials}?

 H4HR7L - S8Q7L HH MEMBER 12-APPROXIMATE AGE-W4

Type	Numeric (Integer)
Measurement Unit	numeric
H4HR7L	7L. 12th Household Member: About how old is {INITIALS}?

 H4HR8L - S8Q8L HH MEMBER 12-RELATION TO RESP-W4

Type	Code
Measurement Unit	numeric
H4HR8L	8L. 12th Household Member: What is {INITIAL'S} relationship to you?
3	son/daughter
4	brother/sister
7	sister's male partner/brother's female partner
8	father/mother
17	nephew/niece
18	other relative

 H4HR9L - S8Q9L HH MEMBER 12-BEST/FIT RELATION-W4

Type	Code
Measurement Unit	numeric
H4HR9L	9L. 12th Household Member: Which description best fits {INITIALS}'s relationship to you?
1	biological son/daughter
10	full brother/sister
13	step brother/sister
20	biological father/mother

 H4HR5M - S8Q5M HH MEMBER 13-GENDER-W4

Type	Code
Measurement Unit	numeric
H4HR5M	5M. 13th Household Member: Is {INITIALS} male or female?
1	male
2	female

 H4HR6M - S8Q6M HH MEMBER 13-AGE-W4

Type	Numeric (Double)
H4HR6M	6M. 13th Household Member: How old is {initials}?

 H4HR7M - S8Q7M HH MEMBER 13-APPROXIMATE AGE-W4

Type	Numeric (Integer)
Measurement Unit	numeric
H4HR7M	7M. 13th Household Member: About how old is {INITIALS}?

 H4HR8M - S8Q8M HH MEMBER 13-RELATION TO RESP-W4

Type	Code
Measurement Unit	numeric
H4HR8M	8M. 13th Household Member: What is {INITIAL'S} relationship to you?
3	son/daughter
4	brother/sister
6	sister's husband/brother's wife
17	nephew/niece
18	other relative



 H4HR9M - S8Q9M HH MEMBER 13-BEST/FIT RELATION-W4

Type	Code
Measurement Unit	numeric
H4HR9M	9M. 13th Household Member: Which description best fits {INITIALS}'s relationship to you?
1	biological son/daughter
14	adoptive brother/sister

 H4HR5N - S8Q5N HH MEMBER 14-GENDER-W4

Type	Code
Measurement Unit	numeric
H4HR5N	5N. 14th Household Member: Is {INITIALS} male or female?
1	male
2	female

 H4HR6N - S8Q6N HH MEMBER 14-AGE-W4

Type	Numeric (Double)
H4HR6N	6N. 14th Household Member: How old is {initials}?

 H4HR7N - S8Q7N HH MEMBER 14-APPROXIMATE AGE-W4

Type	Numeric (Integer)
Measurement Unit	numeric
H4HR7N	7N. 14th Household Member: About how old is {INITIALS}?

 H4HR8N - S8Q8N HH MEMBER 14-RELATION TO RESP-W4

Type	Code
Measurement Unit	numeric
H4HR8N	8N. 14th Household Member: What is {INITIAL'S} relationship to you?
3	son/daughter
17	nephew/niece
18	other relative

 H4HR9N - S8Q9N HH MEMBER 14-BEST/FIT RELATION-W4

Type	Code
Measurement Unit	numeric

H4HR9N	9N. 14th Household Member: Which description best fits {INITIALS}'s relationship to you?
1	biological son/daughter

 H4HR50 - S8Q50 HH MEMBER 15-GENDER-W4

Type	Code
Measurement Unit	numeric
H4HR50	5O. 15th Household Member: Is {INITIALS} male or female?
1	male
2	female

 H4HR60 - S8Q60 HH MEMBER 15-AGE-W4

Type	Numeric (Double)
H4HR60	6O. 15th Household Member: How old is {initials}?

 H4HR70 - S8Q70 HH MEMBER 15-APPROXIMATE AGE-W4

Type	Numeric (Integer)
Measurement Unit	numeric
H4HR70	7O. 15th Household Member: About how old is {INITIALS}?

 H4HR80 - S8Q80 HH MEMBER 15-RELATION TO RESP-W4

Type	Code
Measurement Unit	numeric
H4HR80	8O. 15th Household Member: What is {INITIAL'S} relationship to you?
8	father/mother
17	nephew/niece
18	other relative

 H4HR90 - S8Q90 HH MEMBER 15-BEST/FIT RELATION-W4

Type	Code
Measurement Unit	numeric
H4HR90	9O. 15th Household Member: Which description best fits {INITIALS}'s relationship to you?
20	biological father/mother

 H4HR5P - S8Q5P HH MEMBER 16-GENDER-W4

Type	Code
Measurement Unit	numeric
H4HR5P	5P. 16th Household Member: Is {INITIALS} male or female?
1	male

 H4HR6P - S8Q6P HH MEMBER 16-AGE-W4

Type	Numeric (Double)
H4HR6P	6P. 16th Household Member: How old is {initials}?

 H4HR7P - S8Q7P HH MEMBER 16-APPROXIMATE AGE-W4

Type	Numeric (Integer)
Measurement Unit	numeric
H4HR7P	7P. 16th Household Member: About how old is {INITIALS}?

 H4HR8P - S8Q8P HH MEMBER 16-RELATION TO RESP-W4

Type	Code
Measurement Unit	numeric
H4HR8P	8P. 16th Household Member: What is {INITIAL'S} relationship to you?
17	nephew/niece

 H4HR9P - S8Q9P HH MEMBER 16-BEST/FIT RELATION-W4

Type	Code
Measurement Unit	numeric
H4HR9P	9P. 16th Household Member: Which description best fits {INITIALS}'s relationship to you?
97	legitimate skip
.	missing

 H4HR10 - S8Q10 ALWAYS LIVE IN STATE SINCE YOLI-W4

Type	Code
Measurement Unit	numeric
H4HR10	10. Have you continuously lived in {CURRENT STATE} since {LAST INTERVIEW: 1995/1996/2001/2002}?*
0	no
1	yes

 H4HR11MA - S8Q11MA MONTH MOVED STATE LISTED 1-W4

Type	Code
Measurement Unit	numeric
H4HR11MA	11MA. 1st State: In what month (and year) did you move to {STATE}?
1	January
2	February
3	March
4	April
5	May
6	June
7	July
8	August
9	September
10	October
11	November
12	December

 H4HR11YA - S8Q11YA YEAR MOVED STATE LISTED 1-W4

Type	Code
Measurement Unit	numeric
H4HR11YA	11YA. 1st State: In what (month and) year did you move to {STATE}?
1975	1975
1976	1976
1977	1977
1978	1978
1979	1979
1980	1980
1981	1981
1982	1982
1983	1983
1984	1984
1985	1985
1986	1986

1987	1987
1988	1988
1989	1989
1990	1990
1991	1991
1992	1992
1993	1993
1994	1994
1995	1995
1996	1996
1997	1997
1998	1998
1999	1999
2000	2000
2001	2001
2002	2002
2003	2003
2004	2004
2005	2005
2006	2006
2007	2007
2008	2008
2009	2009

 H4HR11MB - S8Q11MB MONTH MOVED STATE LISTED 2-W4

Type	Code
Measurement Unit	numeric
H4HR11MB	11MB. 2nd State: In what month (and year) did you move to {STATE}?
1	January
2	February
3	March

4	April
5	May
6	June
7	July
8	August
9	September
10	October
11	November
12	December

 H4HR11YB - S8Q11YB YEAR MOVED STATE LISTED 2-W4

Type	Code
Measurement Unit	numeric
H4HR11YB	11YB. 2nd State: In what (month and) year did you move to {STATE}?
1975	1975
1976	1976
1977	1977
1978	1978
1979	1979
1980	1980
1981	1981
1982	1982
1983	1983
1984	1984
1985	1985
1986	1986
1987	1987
1988	1988
1989	1989
1990	1990
1991	1991

1992	1992
1993	1993
1994	1994
1995	1995
1996	1996
1997	1997
1998	1998
1999	1999
2000	2000
2001	2001
2002	2002
2003	2003
2004	2004
2005	2005
2006	2006
2007	2007
2008	2008

 H4HR11MC - S8Q11MC MONTH MOVED STATE LISTED 3-W4

Type	Code
Measurement Unit	numeric
H4HR11MC	11MC. 3rd State: In what month (and year) did you move to {STATE}?
1	January
2	February
3	March
4	April
5	May
6	June
7	July
8	August
9	September

10	October
11	November
12	December



Type	Code
Measurement Unit	numeric
H4HR11YC	11YC. 3rd State: In what (month and) year did you move to {STATE}?
1976	1976
1977	1977
1978	1978
1979	1979
1980	1980
1981	1981
1982	1982
1983	1983
1984	1984
1985	1985
1986	1986
1987	1987
1988	1988
1989	1989
1990	1990
1991	1991
1992	1992
1993	1993
1994	1994
1995	1995
1996	1996
1997	1997
1998	1998



1999	1999
2000	2000
2001	2001
2002	2002
2003	2003
2004	2004
2005	2005
2006	2006
2007	2007
2008	2008

 H4HR11MD - S8Q11MD MONTH MOVED STATE LISTED 4-W4

Type	Code
Measurement Unit	numeric
H4HR11MD	11MD. 4th State: In what month (and year) did you move to {STATE}?
1	January
2	February
3	March
4	April
5	May
6	June
7	July
8	August
9	September
10	October
11	November
12	December

 H4HR11YD - S8Q11YD YEAR MOVED STATE LISTED 4-W4

Type	Code
Measurement Unit	numeric
H4HR11YD	11YD. 4th State: In what (month and) year did you move to {STATE}?

---

1976	1976
1977	1977
1978	1978
1979	1979
1980	1980
1981	1981
1982	1982
1983	1983
1984	1984
1985	1985
1987	1987
1988	1988
1989	1989
1990	1990
1991	1991
1992	1992
1993	1993
1994	1994
1995	1995
1996	1996
1997	1997
1998	1998
1999	1999
2000	2000
2001	2001
2002	2002
2003	2003
2004	2004
2005	2005
2006	2006

2007	2007
2008	2008

 H4HR11ME - S8Q11ME MONTH MOVED STATE LISTED 5-W4

Type	Code
Measurement Unit	numeric
H4HR11ME	11ME. 5th State: In what month (and year) did you move to {STATE}?
1	January
2	February
3	March
4	April
5	May
6	June
7	July
8	August
9	September
10	October
11	November
12	December

 H4HR11YE - S8Q11YE YEAR MOVED STATE LISTED 5-W4

Type	Code
Measurement Unit	numeric
H4HR11YE	11YE. 5th State: In what (month and) year did you move to {STATE}?
1976	1976
1977	1977
1978	1978
1979	1979
1980	1980
1981	1981
1982	1982
1983	1983

1985	1985
1986	1986
1989	1989
1990	1990
1991	1991
1992	1992
1994	1994
1995	1995
1996	1996
1997	1997
1998	1998
1999	1999
2000	2000
2001	2001
2002	2002
2003	2003
2004	2004
2005	2005
2006	2006
2007	2007
2008	2008

 H4HR11MF - S8Q11MF MONTH MOVED STATE LISTED 6-W4

Type	Code
Measurement Unit	numeric
H4HR11MF	11MF. 6th State: In what month (and year) did you move to {STATE}?
1	January
2	February
3	March
4	April
5	May

6	June
7	July
8	August
9	September
10	October
11	November
12	December

 H4HR11YF - S8Q11YF YEAR MOVED STATE LISTED 6-W4

Type	Code
Measurement Unit	numeric
H4HR11YF	11YF. 6th State: In what (month and) year did you move to {STATE}?
1977	1977
1978	1978
1979	1979
1980	1980
1981	1981
1982	1982
1985	1985
1987	1987
1988	1988
1992	1992
1993	1993
1994	1994
1995	1995
1996	1996
1997	1997
1998	1998
1999	1999
2000	2000
2001	2001

2002	2002
2003	2003
2004	2004
2005	2005
2006	2006
2007	2007

 H4HR11MG - S8Q11MG MONTH MOVED STATE LISTED 7-W4

Type	Code
Measurement Unit	numeric
H4HR11MG	11MG. 7th State: In what month (and year) did you move to {STATE}?
1	January
2	February
3	March
4	April
5	May
6	June
7	July
8	August
9	September
10	October
11	November
12	December

 H4HR11YG - S8Q11YG YEAR MOVED STATE LISTED 7-W4

Type	Code
Measurement Unit	numeric
H4HR11YG	11YG. 7th State: In what (month and) year did you move to {STATE}?
1976	1976
1978	1978
1979	1979
1980	1980

1982	1982
1985	1985
1990	1990
1991	1991
1994	1994
1995	1995
1996	1996
1997	1997
1998	1998
1999	1999
2000	2000
2001	2001
2002	2002
2003	2003
2004	2004
2005	2005
2006	2006
2007	2007

 H4HR11MH - S8Q11MH MONTH MOVED STATE LISTED 8-W4

Type	Code
Measurement Unit	numeric
H4HR11MH	11MH. 8th State: In what month (and year) did you move to {STATE}?
1	January
2	February
3	March
4	April
5	May
6	June
7	July
8	August

9	September
10	October
11	November
12	December

 H4HR11YH - S8Q11YH YEAR MOVED STATE LISTED 8-W4

Type	Code
Measurement Unit	numeric
H4HR11YH	11YH. 8th State: In what (month and) year did you move to {STATE}?
1976	1976
1977	1977
1979	1979
1980	1980
1981	1981
1982	1982
1987	1987
1988	1988
1989	1989
1992	1992
1993	1993
1994	1994
1995	1995
1996	1996
1997	1997
1998	1998
1999	1999
2000	2000
2001	2001
2002	2002
2003	2003
2004	2004



2005	2005
------	------

 H4HR11MI - S8Q11MI MONTH MOVED STATE LISTED 9-W4

Type	Code
Measurement Unit	numeric
H4HR11MI	11MI. 9th State: In what month (and year) did you move to {STATE}?
1	January
2	February
3	March
4	April
5	May
6	June
7	July
8	August
9	September
10	October
11	November
12	December

 H4HR11YI - S8Q11YI YEAR MOVED STATE LISTED 9-W4

Type	Code
Measurement Unit	numeric
H4HR11YI	11YI. 9th State: In what (month and) year did you move to {STATE}?
1975	1975
1978	1978
1979	1979
1983	1983
1990	1990
1992	1992
1994	1994
1995	1995
1996	1996

1997	1997
1998	1998
1999	1999
2000	2000
2001	2001
2002	2002
2003	2003
2004	2004

 H4HR11MJ - S8Q11MJ MONTH MOVED STATE LISTED 10-W4

Type	Code
Measurement Unit	numeric
H4HR11MJ	11MJ. 10th State: In what month (and year) did you move to {STATE}?
1	January
2	February
3	March
5	May
6	June
7	July
8	August
9	September
10	October
11	November
12	December

 H4HR11YJ - S8Q11YJ YEAR MOVED STATE LISTED 10-W4

Type	Code
Measurement Unit	numeric
H4HR11YJ	11YJ. 10th State: In what (month and) year did you move to {STATE}?
1977	1977
1978	1978
1980	1980

1981	1981
1982	1982
1991	1991
1996	1996
1997	1997
1998	1998
1999	1999
2000	2000
2001	2001
2002	2002
2003	2003
2004	2004

 H4HR11MK - S8Q11MK MONTH MOVED STATE LISTED 11-W4

Type	Code
Measurement Unit	numeric
H4HR11MK	11MK. 11th State: In what month (and year) did you move to {STATE}?
1	January
3	March
6	June
7	July
8	August
9	September
10	October
11	November
12	December

 H4HR11YK - S8Q11YK YEAR MOVED STATE LISTED 11-W4

Type	Code
Measurement Unit	numeric
H4HR11YK	11YK. 11th State: In what (month and) year did you move to {STATE}?
1977	1977

1979	1979
1993	1993
1994	1994
1995	1995
1996	1996
1997	1997
1999	1999
2000	2000
2001	2001
2003	2003
2004	2004

 H4HR11ML - S8Q11ML MONTH MOVED STATE LISTED 12-W4

Type	Code
Measurement Unit	numeric
H4HR11ML	11ML. 12th State: In what month (and year) did you move to {STATE}?
2	February
4	April
6	June
8	August
9	September
12	December

 H4HR11YL - S8Q11YL YEAR MOVED STATE LISTED 12-W4

Type	Code
Measurement Unit	numeric
H4HR11YL	11YL. 12th State: In what (month and) year did you move to {STATE}?
1978	1978
1995	1995
1997	1997
1999	1999
2000	2000

2001	2001
2003	2003

 H4HR11MM - S8Q11MM MONTH MOVED STATE LISTED 13-W4

Type	Code
Measurement Unit	numeric
H4HR11MM	11MM. 13th State: In what month (and year) did you move to {STATE}?
1	January
3	March
4	April
10	October

 H4HR11YM - S8Q11YM YEAR MOVED STATE LISTED 13-W4

Type	Code
Measurement Unit	numeric
H4HR11YM	11YM. 13th State: In what (month and) year did you move to {STATE}?
1996	1996
1997	1997
2000	2000
2001	2001
2002	2002

 H4HR11MN - S8Q11MN MONTH MOVED STATE LISTED 14-W4

Type	Code
Measurement Unit	numeric
H4HR11MN	11MN. 14th State: In what month (and year) did you move to {STATE}?
9	September

 H4HR11YN - S8Q11YN YEAR MOVED STATE LISTED 14-W4

Type	Code
Measurement Unit	numeric
H4HR11YN	11YN. 14th State: In what (month and) year did you move to {STATE}?
1999	1999
2001	2001

 H4HR11MO - S8Q11MO MONTH MOVED STATE LISTED 15-W4

Type	Code
Measurement Unit	numeric
H4HR11MO	11MO. 15th State: In what month (and year) did you move to {STATE}?
3	March

 H4HR11YO - S8Q11YO YEAR MOVED STATE LISTED 15-W4

Type	Code
Measurement Unit	numeric
H4HR11YO	11YO. 15th State: In what (month and) year did you move to {STATE}?
1980	1980
1996	1996

 H4ED1 - S9Q1 HIGH SCHOOL GRADUATION STATUS-W4

Type	Code
Measurement Unit	numeric
H4ED1	1. What is your high school graduation status?
1	finished high school with diploma
2	earned a high school equivalency degree (GED)
3	earned a certificate of attendance or a certificate of completion
4	did not receive a high school diploma, equivalency degree (GED), or other certificate

 H4ED2 - S9Q2 HIGHEST EDU LVL ACHIEVED TO DATE-W4

Type	Code
Measurement Unit	numeric
H4ED2	2. What is the highest level of education that you have achieved to date?
1	8th grade or less
2	some high school
3	high school graduate
4	some vocational/technical training (after high school)
5	completed vocational/technical training (after high school)

6	some college
7	completed college (bachelor's degree)
8	some graduate school
9	completed a master's degree
10	some graduate training beyond a master's degree
11	completed a doctoral degree
12	some post baccalaureate professional education (e.g., law school, med school, nurse)
13	completed post baccalaureate professional education (e.g., law school, med school, nurse)

 H4ED3A - S9Q3 MOST RECENT DEGREE/CERTIF-W4

Type	Code
Measurement Unit	numeric
H4ED3A	3A. Please list all degrees or certificates you have received from a college, university, or vocational/technical school. Do not include certificates you received from programs that lasted less than one year. What is the most recent degree you have received?
1	have not received a degree or certificate
2	certificate or degree from a 1-, 2-, or 3-year vocational/technical program (after high school and not including associate's degree)
3	associate's degree
4	bachelor's degree
5	certificate from a 1- or 2-year post baccalaureate academic program
6	master's degree
7	PhD degree or equivalent (EDD, DrPH, etc.)
8	professional doctorate (MD, JD, LLB, DDS, etc.)

 H4ED3B - S9Q3 2ND MOST RECENT DEGREE/CERTIF-W4

Type	Code
Measurement Unit	numeric

H4ED3B	3B. Please list all degrees or certificates you have received from a college, university, or vocational/technical school. Do not include certificates you received from programs that lasted less than one year. What is the second most recent degree you have received?	
2	certificate or degree from a 1-, 2-, or 3-year vocational/technical program (after high school and not including associate's degree)	
3	associate's degree	
4	bachelor's degree	
5	certificate from a 1- or 2-year post baccalaureate academic program	
6	master's degree	
7	PhD degree or equivalent (EDD, DrPH, etc.)	
8	professional doctorate (MD, JD, LLB, DDS, etc.)	

 H4ED3C - S9Q3 3RD MOST RECENT DEGREE/CERTIF-W4

Type	Code	
Measurement Unit	numeric	
H4ED3C	3C. Please list all degrees or certificates you have received from a college, university, or vocational/technical school. Do not include certificates you received from programs that lasted less than one year. What is the third most recent degree you have received?	
2	certificate or degree from a 1-, 2-, or 3-year vocational/technical program (after high school and not including associate's degree)	
3	associate's degree	
4	bachelor's degree	
5	certificate from a 1- or 2-year post baccalaureate academic program	
6	master's degree	
7	PhD degree or equivalent (EDD, DrPH, etc.)	
8	professional doctorate (MD, JD, LLB, DDS, etc.)	

 H4ED3D - S9Q3 4TH MOST RECENT DEGREE/CERTIF-W4

Type	Code	
Measurement Unit	numeric	



H4ED3D	3D. Please list all degrees or certificates you have received from a college, university, or vocational/technical school. Do not include certificates you received from programs that lasted less than one year. What is the fourth most recent degree you have received?	
2	certificate or degree from a 1-, 2-, or 3-year vocational/technical program (after high school and not including associate's degree)	
3	associate's degree	
4	bachelor's degree	
5	certificate from a 1- or 2-year post baccalaureate academic program	
6	master's degree	

 H4ED3E - S9Q3 5TH MOST RECENT DEGREE/CERTIF-W4

Type	Code	
Measurement Unit	numeric	
H4ED3E	3E. Please list all degrees or certificates you have received from a college, university, or vocational/technical school. Do not include certificates you received from programs that lasted less than one year. What is the fifth most recent degree you have received?	
2	certificate or degree from a 1-, 2-, or 3-year vocational/technical program (after high school and not including associate's degree)	
3	associate's degree	

 H4ED3F - S9Q3 6TH MOST RECENT DEGREE/CERTIF-W4

Type	Code	
Measurement Unit	numeric	
H4ED3F	3F. Please list all degrees or certificates you have received from a college, university, or vocational/technical school. Do not include certificates you received from programs that lasted less than one year. What is the sixth most recent degree you have received?	
2	certificate or degree from a 1-, 2-, or 3-year vocational/technical program (after high school and not including associate's degree)	

 H4ED3G - S9Q3 7TH MOST RECENT DEGREE/CERTIF-W4

Type	Code	
------	------	--

Measurement Unit	numeric
H4ED3G	3G. Please list all degrees or certificates you have received from a college, university, or vocational/technical school. Do not include certificates you received from programs that lasted less than one year. What is the seventh most recent degree you have received?
2	certificate or degree from a 1-, 2-, or 3-year vocational/technical program (after high school and not including associate's degree)
7	legitimate skip

 H4ED3H - S9Q3 8TH MOST RECENT DEGREE/CERTIF-W4

Type	Code
Measurement Unit	numeric
H4ED3H	3H. Please list all degrees or certificates you have received from a college, university, or vocational/technical school. Do not include certificates you received from programs that lasted less than one year. What is the eighth most recent degree you have received?
2	certificate or degree from a 1-, 2-, or 3-year vocational/technical program (after high school and not including associate's degree)

 H4ED4A - S9Q4 YR RECVD MOST RECENT DEGREE-W4

Type	Code
Measurement Unit	numeric
H4ED4A	4A. In what year did you receive your most recent degree/certificate?
1994	1994
1995	1995
1996	1996
1997	1997
1998	1998
1999	1999
2000	2000
2001	2001
2002	2002
2003	2003
2004	2004

2005	2005
2006	2006
2007	2007
2008	2008


 H4ED4B - S9Q4 YR RECVD 2ND MOST RECENT DEGREE-W4

Type	Code
Measurement Unit	numeric
H4ED4B	4B. In what year did you receive your next most recent degree/certificate?
1994	1994
1995	1995
1996	1996
1997	1997
1998	1998
1999	1999
2000	2000
2001	2001
2002	2002
2003	2003
2004	2004
2005	2005
2006	2006
2007	2007
2008	2008

 H4ED4C - S9Q4 YR RECVD 3RD MOST RECENT DEGREE-W4

Type	Code
Measurement Unit	numeric
H4ED4C	4C. In what year did you receive your next most recent degree/certificate?
1996	1996
1997	1997
1998	1998

1999	1999
2000	2000
2001	2001
2002	2002
2003	2003
2004	2004
2005	2005
2006	2006
2007	2007
2008	2008


 H4ED4D - S9Q4 YR RECVD 4TH MOST RECENT DEGREE-W4

Type	Code
Measurement Unit	numeric
H4ED4D	4D. In what year did you receive your next most recent degree/certificate?
1997	1997
1998	1998
1999	1999
2000	2000
2001	2001
2002	2002
2003	2003
2004	2004
2005	2005
2006	2006
2007	2007
2008	2008


 H4ED4E - S9Q4 YR RECVD 5TH MOST RECENT DEGREE-W4

Type	Code
Measurement Unit	numeric
H4ED4E	4E. In what year did you receive your next most recent degree/certificate?

1999	1999
2000	2000
2001	2001
2003	2003
2008	2008

 H4ED4F - S9Q4 YR RECVD 6TH MOST RECENT DEGREE-W4

Type	Code
Measurement Unit	numeric
H4ED4F	4F. In what year did you receive your next most recent degree/certificate?
1999	1999
2001	2001
2003	2003

 H4ED4G - S9Q4 YR RECVD 7TH MOST RECENT DEGREE-W4

Type	Code
Measurement Unit	numeric
H4ED4G	4G. In what year did you receive your next most recent degree/certificate?
1998	1998
2007	2007

 H4ED4H - S9Q4 YR RECVD 8TH MOST RECENT DEGREE-W4

Type	Code
Measurement Unit	numeric
H4ED4H	4H. In what year did you receive your next most recent degree/certificate?
1997	1997

 H4ED5A - S9Q5 RECEIVED ANY OTHER DEGREES/CERT-W4

Type	Code
Measurement Unit	numeric
H4ED5A	5A. Have you received any other degrees or certificates from a college, university, or vocational/technical school?
0	no
1	yes

 H4ED5B - S9Q5 RECEIVED ANY OTHER DEGREES/CERT-W4

Type	Code
Measurement Unit	numeric
H4ED5B	5B. Have you received any other degrees or certificates from a college, university, or vocational/technical school?
0	no
1	yes

 H4ED5C - S9Q5 RECEIVED ANY OTHER DEGREES/CERT-W4

Type	Code
Measurement Unit	numeric
H4ED5C	5C. Have you received any other degrees or certificates from a college, university, or vocational/technical school?
0	no
1	yes

 H4ED5D - S9Q5 RECEIVED ANY OTHER DEGREES/CERT-W4

Type	Code
Measurement Unit	numeric
H4ED5D	5D. Have you received any other degrees or certificates from a college, university, or vocational/technical school?
0	no
1	yes

 H4ED5E - S9Q5 RECEIVED ANY OTHER DEGREES/CERT-W4

Type	Code
Measurement Unit	numeric
H4ED5E	5E. Have you received any other degrees or certificates from a college, university, or vocational/technical school?
0	no
1	yes

 H4ED5F - S9Q5 RECEIVED ANY OTHER DEGREES/CERT-W4

Type	Code
Measurement Unit	numeric

H4ED5F	5F. Have you received any other degrees or certificates from a college, university, or vocational/technical school?
0	no
1	yes

#### H4ED5G - S9Q5 RECEIVED ANY OTHER DEGREES/CERT-W4

Type	Code
Measurement Unit	numeric
H4ED5G	5G. Have you received any other degrees or certificates from a college, university, or vocational/technical school?
0	no
1	yes

#### H4ED5H - S9Q5 RECEIVED ANY OTHER DEGREES/CERT-W4

Type	Code
Measurement Unit	numeric
H4ED5H	5H. Have you received any other degrees or certificates from a college, university, or vocational/technical school?
0	no

#### H4ED6 - S9Q6 CURR/ATTENDING COL/UNIV/VOC SCHL-W4

Type	Code
Measurement Unit	numeric
H4ED6	6. Are you currently attending a college, university, or vocational/technical school where you take courses for academic credit? If you are enrolled but on school break or vacation, count this as attending.
0	no
1	yes

#### H4ED7 - S9Q7 RELATIVE PROV FINAN ASST LAST YR-W4

Type	Code
Measurement Unit	numeric
H4ED7	7. In the past 12 months, have any relatives, including your parents or in-laws, helped you out by paying some of your educational expenses, such as tuition or books?
0	no
1	yes

5	not asked on pretest
---	----------------------

 H4ED8 - S9Q8 ACHIEVED DESIRED EDUCATION LEVEL-W4

Type	Code
Measurement Unit	numeric
H4ED8	8. Which of the following best describes your desired level of education?
1	I have achieved my desired level of education
2	I have not achieved my desired level of education but believe that I will
3	I have not achieved my desired level of education and do not believe that I will

 H4ED9 - S9Q9 HIGHEST EDUC LEVEL EVER EXPECTED-W4

Type	Code
Measurement Unit	numeric
H4ED9	9. What is the highest level of education you ever expect to complete?
1	finish high school or earn GED or certificate
2	vocational/technical school after high school--less than 2 years
3	vocational/technical school after high school--2 or more years
4	college program--less than 2 years
5	associate's degree
6	bachelor's degree
7	master's degree or equivalent
8	PhD or equivalent (EDD, DrPH, etc.)
9	professional doctorate--MD, JD, LLB, DDS, or equivalent

 H4MI1 - S10Q1 EVER BEEN IN MILITARY-W4

Type	Code
Measurement Unit	numeric
H4MI1	1. Have you ever been in the military?
0	no
1	yes



 H4MI2 - S10Q2 SERVICE IN/OUTSIDE THE US-W4

Type	Code
Measurement Unit	numeric
H4MI2	2. Was your military service in the US, outside the US, or both?
1	service in the US
2	service outside the US
3	both

 H4MI3 - S10Q3 CURRENTLY SERVING IN MILITARY-W4

Type	Code
Measurement Unit	numeric
H4MI3	3. Are you currently serving in the military?
0	no
1	yes

 H4MI4A - S10Q4A SERVED BEFORE ARMY-W4

Type	Code
Measurement Unit	numeric
H4MI4A	4A. In which branches of the military have you served? You may select more than one answer. Army
0	not selected
1	selected

 H4MI4B - S10Q4B SERVED BEFORE AIR FORCE-W4

Type	Code
Measurement Unit	numeric
H4MI4B	4B. In which branches of the military have you served? You may select more than one answer. Air Force
0	not selected
1	selected

 H4MI4C - S10Q4C SERVED BEFORE MARINES-W4

Type	Code
Measurement Unit	numeric

H4MI4C	4C. In which branches of the military have you served? You may select more than one answer. Marine Corps
0	not selected
1	selected

#### H4MI4D - S10Q4D SERVED BEFORE NAVY-W4

Type	Code
Measurement Unit	numeric
H4MI4D	4D. In which branches of the military have you served? You may select more than one answer. Navy
0	not selected
1	selected

#### H4MI4E - S10Q4E SERVED BEFORE COAST GUARD-W4

Type	Code
Measurement Unit	numeric
H4MI4E	4E. In which branches of the military have you served? You may select more than one answer. Coast Guard
0	not selected
1	selected

#### H4MI5 - S10Q5 CURRENT BRANCH OF ARMED FORCES-W4

Type	Code
Measurement Unit	numeric
H4MI5	5. In which branch are you currently serving?
1	Army
2	Air Force
4	Navy

#### H4MI6A - S10Q6A COMPONENT SERVED ACTIVE DUTY-W4

Type	Code
Measurement Unit	numeric
H4MI6A	6A. In which components of the military have you served? You may select more than one answer. active duty
0	not selected
1	selected

 H4MI6B - S10Q6B COMPONENT SERVED RESERVES-W4

Type	Code
Measurement Unit	numeric
H4MI6B	6B. In which components of the military have you served? You may select more than one answer. reserves
0	not selected
1	selected

 H4MI6C - S10Q6C COMPONENT SERVED NATL GUARD-W4

Type	Code
Measurement Unit	numeric
H4MI6C	6C. In which components of the military have you served? You may select more than one answer. national guard
0	not selected
1	selected

 H4MI7 - S10Q7 COMPONENT CURRENTLY SERVING-W4

Type	Code
Measurement Unit	numeric
H4MI7	7. In which component are you currently serving?
1	active duty
2	reserves
3	National Guard

 H4MI8M - S10Q8M MONTH START ACT/MILITARY DUTY-W4

Type	Code
Measurement Unit	numeric
H4MI8M	8M. In what month and year did your first military service begin? [Month]
1	January
2	February
3	March
4	April
5	May
6	June

7	July
8	August
9	September
10	October
11	November
12	December

 H4MI8Y - S10Q8Y YEAR START ACT/MILITARY DUTY-W4

Type	Code
Measurement Unit	numeric
H4MI8Y	8Y. In what month and year did your first military service begin? [Year]
1993	1993
1994	1994
1995	1995
1996	1996
1997	1997
1998	1998
1999	1999
2000	2000
2001	2001
2002	2002
2003	2003
2004	2004
2005	2005
2006	2006
2007	2007
2008	2008

 H4MI9M - S10Q9M MONTH DISCHARGED ACT/MILITARY-W4

Type	Code
Measurement Unit	numeric
H4MI9M	9M. In what month and year did your most recent military service end? [Month]

1	January
2	February
3	March
4	April
5	May
6	June
7	July
8	August
9	September
10	October
11	November
12	December

 H4MI9Y - S10Q9Y YEAR DISCHARGED ACT/MILITARY-W4

Type	Code
Measurement Unit	numeric
H4MI9Y	9Y. In what month and year did your most recent military service end? [Year]
1994	1994
1995	1995
1996	1996
1997	1997
1998	1998
1999	1999
2000	2000
2001	2001
2002	2002
2003	2003
2004	2004
2005	2005
2006	2006
2007	2007

2008	2008
------	------

 H4MI10 - S10Q10 HIGHEST MILITARY RANK ACHIEVED-W4

Type	Code
Measurement Unit	numeric
H4MI10	10. What is the highest military rank you have achieved?
1	E-1
2	E-2
3	E-3
4	E-4
5	E-5
6	E-6
7	E-7
8	E-8
11	O-1
12	O-1E
13	O-2
14	O-2E
15	O-3
16	O-3E
24	W-1
25	W-2

 H4MI11Y - S10Q11Y TOTAL ACTIVE DUTY TIME YEARS-W4

Type	Code
Measurement Unit	numeric
H4MI11Y	11Y. What is the total amount of time you (have) served on active duty? [years]
0	0 years
1	1 year
2	2 years
3	3 years
4	4 years

5	5 years
6	6 years
7	7 years
8	8 years
9	9 years
10	10 years
11	11 years
12	12 years
13	13 years

 H4MI11M - S10Q11M TOTAL ACTIVE DUTY TIME MONTHS-W4

Type	Code
Measurement Unit	numeric
H4MI11M	11M. What is the total amount of time you (have) served on active duty? [months]
0	0 months
1	1 month
2	2 months
3	3 months
4	4 months
5	5 months
6	6 months
7	7 months
8	8 months
9	9 months
10	10 months
11	11 months

 H4MI12Y - S10Q12Y TOTAL COMBAT TIME YEARS-W4

Type	Code
Measurement Unit	numeric
H4MI12Y	12Y. What is the total amount of time you (have) served in a combat zone? [years]

0	0 years
1	1 year
2	2 years
3	3 years
4	4 years
6	6 years
7	7 years
8	8 years
12	12 years
15	15 years

 H4MI12M - S10Q12M TOTAL COMBAT TIME MONTHS-W4

Type	Code
Measurement Unit	numeric
H4MI12M	12M. What is the total amount of time you (have) served in a combat zone? [months]
0	0 months
1	1 month
2	2 months
3	3 months
4	4 months
5	5 months
6	6 months
7	7 months
8	8 months
9	9 months
10	10 months
11	11 months

 H4MI13 - S10Q13 NUMBER OF COMBAT ENGAGEMENTS-W4

Type	Numeric (Double)
H4MI13	13. During your combat deployment, how many times did you engage the enemy in a firefight?



 H4MI14 - S10Q14 KILLED SOMEONE DURING COMBAT-W4

Type	Code
Measurement Unit	numeric
H4MI14	14. During your combat deployment, did you ever kill or think you killed someone?
0	no
1	yes

 H4MI15 - S10Q15 WOUNDED/INJURED DURING COMBAT-W4

Type	Code
Measurement Unit	numeric
H4MI15	15. During your combat deployment, were you wounded or injured?
0	no
1	yes

 H4MI16A - S10Q16A SAW DEAD/WOUNDED ALLY-W4

Type	Code
Measurement Unit	numeric
H4MI16A	16A. During your deployment, did you see anyone wounded, killed, or dead? Select all that apply. Yes, coalition or ally
0	not selected
1	selected

 H4MI16B - S10Q16B SAW DEAD/WOUNDED ENEMY-W4

Type	Code
Measurement Unit	numeric
H4MI16B	16B. During your deployment, did you see anyone wounded, killed, or dead? Select all that apply. Yes, enemy
0	not selected
1	selected

 H4MI16C - S10Q16C SAW DEAD/WOUNDED CIVILIAN-W4

Type	Code
Measurement Unit	numeric
H4MI16C	16C. During your deployment, did you see anyone wounded, killed, or dead? Select all that apply. Yes, civilian

0	not selected
1	selected

 H4MI16D - S10Q16D SAW DEAD/WOUNDED NO-W4

Type	Code
Measurement Unit	numeric
H4MI16D	16D. During your deployment, did you see anyone wounded, killed, or dead? Select all that apply. No
0	not selected
1	selected

 H4MI17 - S10Q17 WILL GIVE SOCIAL SECURITY NUM-W4

Type	Code
Measurement Unit	numeric
H4MI17	17. We would like to obtain information from your military service record, including information on your military education, dates and geographic locations of service, and participation in military battles and engagements. This information will help us learn more about pathways into the military and the effects of military service on family formation and health. We will not request your medical records. In order to obtain your service record we will need your Social Security number. Would you provide your Social Security number so we can request your military service record? (Your Social Security number will be treated as confidential and used only for the purpose of obtaining your military service record.) Would you provide your social security number?
0	no
1	yes

 H4LM1 - S11Q1 WORK FOR PAY > 35HR/WK NOT STUD-W4

Type	Code
Measurement Unit	numeric
H4LM1	1. Have you ever worked full time at least 35 hours a week at a paying job while you were not primarily a student? Do not include summer work.
0	no
1	yes

 H4LM2 - S11Q2 EVER WORK 9 WEEKS/MORE/10 HRS-W4

Type	Code
------	------

Measurement Unit	numeric
H4LM2	2. Have you ever worked for 9 weeks or more at a paying job that was at least 10 hours a week? Do not include military service.
0	no
1	yes

#### H4LM3 - S11Q3 TOT NO JOBS BETWEEN 2001/LST YR-W4

Type	Numeric (Double)
H4LM3	3. Thinking back over the period from 2001 to the previous year how many total jobs have you had? Include only paying jobs that lasted 9 weeks or more and were at least 10 hours a week.

#### H4LM4 - S11Q4 NO TX FIRED BETWEEN 2001/LST YR-W4

Type	Numeric (Double)
H4LM4	4. Thinking back over the period from 2001 to the previous year, how many times have you been fired, let go or laid off from a job?

#### H4LM5 - S11Q5 AGE STRT 1ST PAID FULL TIME JOB-W4

Type	Numeric (Double)
H4LM5	5. How old were you when you first began working full time (at least 35 hours a week) at a paying job while you were not primarily a student?

#### H4LM6 - S11Q6 STILL WORK FIRST PAY JOB EVER-W4

Type	Code
Measurement Unit	numeric
H4LM6	6. Are you still at your first full-time job at least 10 hours per week?
0	no
1	yes

#### H4LM7 - S11Q7 ANOTHER JOB SINCE 1ST > 10H/WK-W4

Type	Code
Measurement Unit	numeric
H4LM7	7. Since you left your first full-time job, have you had another paying job that was at least 10 hours per week? Do not include military service.
0	no
1	yes

 H4LM8 - S11Q8 TYPE WORK 1ST FULL TIME JOB-W4

Type	Code
Measurement Unit	numeric
H4LM8	8. Next I'd like to record a description of your first full-time job. When you see the list of categories, please tell me which best describes what you did at your first full time job.
11-2011	Advertising and Promotions Managers
11-2021	Marketing Managers
11-2022	Sales Managers
11-2031	Public Relations Managers
11-3011	Administrative Services Managers
11-3021	Computer and Information Systems Managers
11-3031	Financial Managers
11-3041	Compensation and Benefits Managers
11-3042	Training and Development Managers
11-3049	Human Resources Managers, All Other
11-3051	Industrial Production Managers
11-3061	Purchasing Managers
11-3071	Transportation, Storage, and Distribution Managers
11-9021	Construction Managers
11-9031	Education Administrators, Preschool and Child Care Center/Program
11-9033	Education Administrators, Postsecondary
11-9039	Education Administrators, All Other
11-9051	Food Service Managers
11-9071	Gaming Managers
11-9081	Lodging Managers
11-9111	Medical and Health Services Managers
11-9121	Natural Sciences Managers
11-9131	Postmasters and Mail Superintendents

11-9141	Property, Real Estate, and Community Association Managers
11-9151	Social and Community Service Managers
11-9199	Managers, All Other
11-1011	Chief Executives
11-1021	General and Operations Managers
13-1011	Agents and Business Managers of Artists, Performers, and Athletes
13-1021	Purchasing Agents and Buyers, Farm Products
13-1022	Wholesale and Retail Buyers, Except Farm Products
13-1023	Purchasing Agents, Except Wholesale, Retail, and Farm Products
13-1031	Claims Adjusters, Examiners, and Investigators
13-1032	Insurance Appraisers, Auto Damage
13-1041	Compliance Officers, Except Agriculture, Construction, Health and Safety, and Transportation
13-1051	Cost Estimators
13-1071	Employment, Recruitment, and Placement Specialists
13-1072	Compensation, Benefits, and Job Analysis Specialists
13-1073	Training and Development Specialists
13-1079	Human Resources, Training, and Labor Relations Specialists, All Other
13-1081	Logisticians
13-1111	Management Analysts
13-1121	Meeting and Convention Planners
13-1199	Business Operations Specialists, All Other
13-2011	Accountants and Auditors
13-2021	Appraisers and Assessors of Real Estate
13-2031	Budget Analysts
13-2041	Credit Analysts

13-2051	Financial Analysts
13-2052	Personal Financial Advisors
13-2053	Insurance Underwriters
13-2071	Loan Counselors
13-2072	Loan Officers
13-2081	Tax Examiners, Collectors, and Revenue Agents
13-2082	Tax Preparers
13-2099	Financial Specialists, All Other
15-1011	Computer and Information Scientists, Research
15-1021	Computer Programmers
15-1031	Computer Software Engineers, Applications
15-1032	Computer Software Engineers, Systems Software
15-1041	Computer Support Specialists
15-1051	Computer Systems Analysts
15-1061	Database Administrators
15-1071	Network and Computer Systems Administrators
15-1081	Network Systems and Data Communications Analysts
15-1099	Computer Specialists, All Other
15-2021	Mathematicians
15-2041	Statisticians
15-2099	Mathematical Science Occupations, All Other
17-1011	Architects, Except Landscape and Naval
17-1021	Cartographers and Photogrammetrists
17-1022	Surveyors
17-2011	Aerospace Engineers
17-2031	Biomedical Engineers
17-2041	Chemical Engineers
17-2051	Civil Engineers
17-2061	Computer Hardware Engineers
17-2071	Electrical Engineers

17-2072	Electronics Engineers, Except Computer
17-2081	Environmental Engineers
17-2112	Industrial Engineers
17-2121	Marine Engineers and Naval Architects
17-2131	Materials Engineers
17-2141	Mechanical Engineers
17-2161	Nuclear Engineers
17-2171	Petroleum Engineers
17-2199	Engineers, All Other
17-3011	Architectural and Civil Drafters
17-3012	Electrical and Electronics Drafters
17-3013	Mechanical Drafters
17-3019	Drafters, All Other
17-3022	Civil Engineering Technicians
17-3023	Electrical and Electronic Engineering Technicians
17-3027	Mechanical Engineering Technicians
17-3029	Engineering Technicians, Except Drafters, All Other
17-3031	Surveying and Mapping Technicians
19-1012	Food Scientists and Technologists
19-1021	Biochemists and Biophysicists
19-1022	Microbiologists
19-1029	Biological Scientists, All Other
19-1031	Conservation Scientists
19-1099	Life Scientists, All Other
19-2031	Chemists
19-2032	Materials Scientists
19-2041	Environmental Scientists and Specialists, Including Health
19-2042	Geoscientists, Except Hydrologists and Geographers
19-2099	Physical Scientists, All Other

19-3011	Economists
19-3021	Market Research Analysts
19-3022	Survey Researchers
19-3039	Psychologists, All Other
19-3094	Political Scientists
19-3099	Social Scientists and Related Workers, All Other
19-4011	Agricultural and Food Science Technicians
19-4021	Biological Technicians
19-4031	Chemical Technicians
19-4061	Social Science Research Assistants
19-4099	Life, Physical, and Social Science Technicians, All Other
21-1011	Substance Abuse and Behavioral Disorder Counselors
21-1012	Educational, Vocational, and School Counselors
21-1014	Mental Health Counselors
21-1015	Rehabilitation Counselors
21-1019	Counselors, All Other
21-1021	Child, Family, and School Social Workers
21-1022	Medical and Public Health Social Workers
21-1023	Mental Health and Substance Abuse Social Workers
21-1029	Social Workers, All Other
21-1091	Health Educators
21-1092	Probation Officers and Correctional Treatment Specialists
21-1093	Social and Human Service Assistants
21-1099	Community and Social Service Specialists, All Other
21-2011	Clergy
21-2021	Directors, Religious Activities and Education
21-2099	Religious Workers, All Other
23-1011	Lawyers



23-1023	Judges, Magistrate Judges, and Magistrates
23-2011	Paralegals and Legal Assistants
23-2092	Law Clerks
23-2093	Title Examiners, Abstractors, and Searchers
23-2099	Legal Support Workers, All Other
25-1011	Business Teachers, Postsecondary
25-1021	Computer Science Teachers, Postsecondary
25-1022	Mathematical Science Teachers, Postsecondary
25-1032	Engineering Teachers, Postsecondary
25-1041	Agricultural Sciences Teachers, Postsecondary
25-1042	Biological Science Teachers, Postsecondary
25-1051	Atmospheric, Earth, Marine, and Space Sciences Teachers, Postsecondary
25-1069	Social Sciences Teachers, Postsecondary, All Other
25-1121	Art, Drama, and Music Teachers, Postsecondary
25-1123	English Language and Literature Teachers, Postsecondary
25-1124	Foreign Language and Literature Teachers, Postsecondary
25-1193	Recreation and Fitness Studies Teachers, Postsecondary
25-2011	Preschool Teachers, Except Special Education
25-2012	Kindergarten Teachers, Except Special Education
25-2021	Elementary School Teachers, Except Special Education
25-2022	Middle School Teachers, Except Special and Vocational Education
25-2031	Secondary School Teachers, Except Special and Vocational Education
25-2032	Vocational Education Teachers, Secondary School
25-2041	Special Education Teachers, Preschool, Kindergarten, and Elementary School
25-2042	Special Education Teachers, Middle School

25-2043	Special Education Teachers, Secondary School
25-3011	Adult Literacy, Remedial Education, and GED Teachers and Instructors
25-3021	Self-Enrichment Education Teachers
25-3099	Teachers and Instructors, All Other
25-4012	Curators
25-4021	Librarians
25-4031	Library Technicians
25-9011	Audio-Visual Collections Specialists
25-9031	Instructional Coordinators
25-9041	Teacher Assistants
25-9099	Education, Training, and Library Workers, All Other
27-1011	Art Directors
27-1012	Craft Artists
27-1013	Fine Artists, Including Painters, Sculptors, and Illustrators
27-1014	Multi-Media Artists and Animators
27-1019	Artists and Related Workers, All Other
27-1021	Commercial and Industrial Designers
27-1022	Fashion Designers
27-1023	Floral Designers
27-1024	Graphic Designers
27-1025	Interior Designers
27-1026	Merchandise Displayers and Window Trimmers
27-1027	Set and Exhibit Designers
27-1029	Designers, All Other
27-2011	Actors
27-2012	Producers and Directors
27-2021	Athletes and Sports Competitors
27-2022	Coaches and Scouts
27-2023	Umpires, Referees, and Other Sports Officials

---

27-2031	Dancers
27-2032	Choreographers
27-2042	Musicians and Singers
27-2099	Entertainers and Performers, Sports and Related Workers, All Other
27-3011	Radio and Television Announcers
27-3022	Reporters and Correspondents
27-3031	Public Relations Specialists
27-3041	Editors
27-3042	Technical Writers
27-3043	Writers and Authors
27-3099	Media and Communication Workers, All Other
27-4011	Audio and Video Equipment Technicians
27-4014	Sound Engineering Technicians
27-4021	Photographers
27-4031	Camera Operators, Television, Video, and Motion Picture
27-4032	Film and Video Editors
27-4099	Media and Communication Equipment Workers, All Other
29-1011	Chiropractors
29-1021	Dentists, General
29-1031	Dietitians and Nutritionists
29-1051	Pharmacists
29-1063	Internists, General
29-1067	Surgeons
29-1069	Physicians and Surgeons, All Other
29-1071	Physician Assistants
29-1111	Registered Nurses
29-1122	Occupational Therapists
29-1123	Physical Therapists

29-1126	Respiratory Therapists
29-1127	Speech-Language Pathologists
29-1129	Therapists, All Other
29-1131	Veterinarians
29-1199	Health Diagnosing and Treating Practitioners, All Other
29-2011	Medical and Clinical Laboratory Technologists
29-2012	Medical and Clinical Laboratory Technicians
29-2021	Dental Hygienists
29-2032	Diagnostic Medical Sonographers
29-2033	Nuclear Medicine Technologists
29-2034	Radiologic Technologists and Technicians
29-2041	Emergency Medical Technicians and Paramedics
29-2052	Pharmacy Technicians
29-2056	Veterinary Technologists and Technicians
29-2061	Licensed Practical and Licensed Vocational Nurses
29-2081	Opticians, Dispensing
29-2091	Orthotists and Prosthetists
29-2099	Health Technologists and Technicians, All Other
29-9011	Occupational Health and Safety Specialists
29-9012	Occupational Health and Safety Technicians
29-9091	Athletic Trainers
29-9099	Healthcare Practitioners and Technical Workers, All Other
31-1011	Home Health Aides
31-1012	Nursing Aides, Orderlies, and Attendants
31-1013	Psychiatric Aides
31-2011	Occupational Therapist Assistants
31-2012	Occupational Therapist Aides
31-2021	Physical Therapist Assistants
31-2022	Physical Therapist Aides

31-9011	Massage Therapists
31-9091	Dental Assistants
31-9092	Medical Assistants
31-9093	Medical Equipment Preparers
31-9094	Medical Transcriptionists
31-9095	Pharmacy Aides
31-9096	Veterinary Assistants and Laboratory Animal Caretakers
31-9099	Healthcare Support Workers, All Other
33-1099	First-Line Supervisors/Managers, Protective Service Workers, All Other
33-2011	Fire Fighters
33-2021	Fire Inspectors and Investigators
33-3012	Correctional Officers and Jailers
33-3021	Detectives and Criminal Investigators
33-3041	Parking Enforcement Workers
33-3051	Police and Sheriff's Patrol Officers
33-9021	Private Detectives and Investigators
33-9031	Gaming Surveillance Officers and Gaming Investigators
33-9032	Security Guards
33-9091	Crossing Guards
33-9092	Lifeguards, Ski Patrol, and Other Recreational Protective Service Workers
33-9099	Protective Service Workers, All Other
35-1011	Chefs and Head Cooks
35-1012	First-Line Supervisors/Managers of Food Preparation and Serving Workers
35-2011	Cooks, Fast Food
35-2012	Cooks, Institution and Cafeteria
35-2013	Cooks, Private Household
35-2014	Cooks, Restaurant

35-2015	Cooks, Short Order
35-2019	Cooks, All Other
35-2021	Food Preparation Workers
35-3011	Bartenders
35-3021	Combined Food Preparation and Serving Workers, Including Fast Food
35-3022	Counter Attendants, Cafeteria, Food Concession, and Coffee Shop
35-3031	Waiters and Waitresses
35-3041	Food Servers, Nonrestaurant
35-9011	Dining Room and Cafeteria Attendants and Bartender Helpers
35-9021	Dishwashers
35-9031	Hosts and Hostesses, Restaurant, Lounge, and Coffee Shop
35-9099	Food Preparation and Serving Related Workers, All Other
37-1011	First-Line Supervisors/Managers of Housekeeping and Janitorial Workers
37-1012	First-Line Supervisors/Managers of Landscaping, Lawn Service, and Groundskeeping Workers
37-2011	Janitors and Cleaners, Except Maids and Housekeeping Cleaners
37-2012	Maids and Housekeeping Cleaners
37-2019	Building Cleaning Workers, All Other
37-2021	Pest Control Workers
37-3011	Landscaping and Groundskeeping Workers
37-3013	Tree Trimmers and Pruners
37-3019	Grounds Maintenance Workers, All Other
39-1021	First-Line Supervisors/Managers of Personal Service Workers
39-2021	Nonfarm Animal Caretakers
39-3031	Ushers, Lobby Attendants, and Ticket Takers

39-3099	Entertainment Attendants and Related Workers, All Other
39-4011	Embalmers
39-5011	Barbers
39-5012	Hairdressers, Hairstylists, and Cosmetologists
39-5092	Manicurists and Pedicurists
39-5093	Shampooers
39-5094	Skin Care Specialists
39-6011	Baggage Porters and Bellhops
39-6012	Concierges
39-6021	Tour Guides and Escorts
39-6022	Travel Guides
39-6031	Flight Attendants
39-6032	Transportation Attendants, Except Flight Attendants and Baggage Porters
39-9011	Child Care Workers
39-9021	Personal and Home Care Aides
39-9031	Fitness Trainers and Aerobics Instructors
39-9032	Recreation Workers
39-9041	Residential Advisors
39-9099	Personal Care and Service Workers, All Other
41-1011	First-Line Supervisors/Managers of Retail Sales Workers
41-1012	First-Line Supervisors/Managers of Non-Retail Sales Workers
41-2011	Cashiers
41-2012	Gaming Change Persons and Booth Cashiers
41-2021	Counter and Rental Clerks
41-2022	Parts Salespersons
41-2031	Retail Salespersons
41-3011	Advertising Sales Agents
41-3021	Insurance Sales Agents

41-3031	Securities, Commodities, and Financial Services Sales Agents
41-3041	Travel Agents
41-3099	Sales Representatives, Services, All Other
41-4011	Sales Representatives, Wholesale and Manufacturing, Technical and Scientific Products
41-4012	Sales Representatives, Wholesale and Manufacturing, Except Technical and Scientific Products
41-9011	Demonstrators and Product Promoters
41-9021	Real Estate Brokers
41-9022	Real Estate Sales Agents
41-9031	Sales Engineers
41-9041	Telemarketers
41-9091	Door-To-Door Sales Workers, News and Street Vendors, and Related Workers
41-9099	Sales and Related Workers, All Other
43-1011	First-Line Supervisors/Managers of Office and Administrative Support Workers
43-2011	Switchboard Operators, Including Answering Service
43-2021	Telephone Operators
43-2099	Communications Equipment Operators, All Other
43-3011	Bill and Account Collectors
43-3021	Billing and Posting Clerks and Machine Operators
43-3031	Bookkeeping, Accounting, and Auditing Clerks
43-3051	Payroll and Timekeeping Clerks
43-3061	Procurement Clerks
43-3071	Tellers
43-4011	Brokerage Clerks
43-4021	Correspondence Clerks
43-4031	Court, Municipal, and License Clerks
43-4041	Credit Authorizers, Checkers, and Clerks



43-4051	Customer Service Representatives
43-4061	Eligibility Interviewers, Government Programs
43-4071	File Clerks
43-4081	Hotel, Motel, and Resort Desk Clerks
43-4111	Interviewers, Except Eligibility and Loan
43-4141	New Accounts Clerks
43-4151	Order Clerks
43-4161	Human Resources Assistants, Except Payroll and Timekeeping
43-4171	Receptionists and Information Clerks
43-4181	Reservation and Transportation Ticket Agents and Travel Clerks
43-4199	Information and Record Clerks, All Other
43-5011	Cargo and Freight Agents
43-5021	Couriers and Messengers
43-5031	Police, Fire, and Ambulance Dispatchers
43-5032	Dispatchers, Except Police, Fire, and Ambulance
43-5041	Meter Readers, Utilities
43-5051	Postal Service Clerks
43-5052	Postal Service Mail Carriers
43-5053	Postal Service Mail Sorters, Processors, and Processing Machine Operators
43-5061	Production, Planning, and Expediting Clerks
43-5071	Shipping, Receiving, and Traffic Clerks
43-5081	Stock Clerks and Order Fillers
43-5111	Weighers, Measurers, Checkers, and Samplers, Recordkeeping
43-6011	Executive Secretaries and Administrative Assistants
43-6012	Legal Secretaries
43-6013	Medical Secretaries
43-6014	Secretaries, Except Legal, Medical, and Executive
43-9011	Computer Operators

43-9021	Data Entry Keyers
43-9022	Word Processors and Typists
43-9031	Desktop Publishers
43-9041	Insurance Claims and Policy Processing Clerks
43-9051	Mail Clerks and Mail Machine Operators, Except Postal Service
43-9061	Office Clerks, General
43-9071	Office Machine Operators, Except Computer
43-9081	Proofreaders and Copy Markers
43-9199	Office and Administrative Support Workers, All Other
45-1011	First-Line Supervisors/Managers of Farming, Fishing, and Forestry Workers
45-1012	Farm Labor Contractors
45-2021	Animal Breeders
45-2041	Graders and Sorters, Agricultural Products
45-2091	Agricultural Equipment Operators
45-2092	Farmworkers and Laborers, Crop, Nursery, and Greenhouse
45-2093	Farmworkers, Farm and Ranch Animals
45-2099	Agricultural Workers, All Other
45-3011	Fishers and Related Fishing Workers
45-3021	Hunters and Trappers
45-4011	Forest and Conservation Workers
45-4021	Fallers
45-4022	Logging Equipment Operators
45-4023	Log Graders and Scalers
45-4029	Logging Workers, All Other
47-1011	First-Line Supervisors/Managers of Construction Trades and Extraction Workers
47-2011	Boilermakers
47-2021	Brickmasons and Blockmasons

47-2022	Stonemasons
47-2031	Carpenters
47-2042	Floor Layers, Except Carpet, Wood, and Hard Tiles
47-2043	Floor Sanders and Finishers
47-2044	Tile and Marble Setters
47-2051	Cement Masons and Concrete Finishers
47-2061	Construction Laborers
47-2071	Paving, Surfacing, and Tamping Equipment Operators
47-2072	Pile-Driver Operators
47-2073	Operating Engineers and Other Construction Equipment Operators
47-2081	Drywall and Ceiling Tile Installers
47-2111	Electricians
47-2121	Glaziers
47-2131	Insulation Workers, Floor, Ceiling, and Wall
47-2132	Insulation Workers, Mechanical
47-2141	Painters, Construction and Maintenance
47-2152	Plumbers, Pipefitters, and Steamfitters
47-2161	Plasterers and Stucco Masons
47-2171	Reinforcing Iron and Rebar Workers
47-2181	Roofers
47-2211	Sheet Metal Workers
47-2221	Structural Iron and Steel Workers
47-3011	Helpers--Brickmasons, Blockmasons, Stonemasons, and Tile and Marble Setters
47-3012	Helpers--Carpenters
47-3013	Helpers--Electricians
47-3014	Helpers--Painters, Paperhangers, Plasterers, and Stucco Masons
47-3015	Helpers--Pipelayers, Plumbers, Pipefitters, and Steamfitters

47-3016	Helpers--Roofers
47-3019	Helpers, Construction Trades, All Other
47-4011	Construction and Building Inspectors
47-4021	Elevator Installers and Repairers
47-4051	Highway Maintenance Workers
47-4061	Rail-Track Laying and Maintenance Equipment Operators
47-4071	Septic Tank Servicers and Sewer Pipe Cleaners
47-4091	Segmental Pavers
47-4099	Construction and Related Workers, All Other
47-5011	Derrick Operators, Oil and Gas
47-5012	Rotary Drill Operators, Oil and Gas
47-5013	Service Unit Operators, Oil, Gas, and Mining
47-5021	Earth Drillers, Except Oil and Gas
47-5049	Mining Machine Operators, All Other
47-5051	Rock Splitters, Quarry
47-5081	Helpers--Extraction Workers
47-5099	Extraction Workers, All Other
49-1011	First-Line Supervisors/Managers of Mechanics, Installers, and Repairers
49-2011	Computer, Automated Teller, and Office Machine Repairers
49-2022	Telecommunications Equipment Installers and Repairers, Except Line Installers
49-2091	Avionics Technicians
49-2092	Electric Motor, Power Tool, and Related Repairers
49-2093	Electrical and Electronics Installers and Repairers, Transportation Equipment
49-2094	Electrical and Electronics Repairers, Commercial and Industrial Equipment
49-2095	Electrical and Electronics Repairers, Powerhouse, Substation, and Relay

49-2096	Electronic Equipment Installers and Repairers, Motor Vehicles
49-2097	Electronic Home Entertainment Equipment Installers and Repairers
49-2098	Security and Fire Alarm Systems Installers
49-3011	Aircraft Mechanics and Service Technicians
49-3021	Automotive Body and Related Repairers
49-3022	Automotive Glass Installers and Repairers
49-3023	Automotive Service Technicians and Mechanics
49-3031	Bus and Truck Mechanics and Diesel Engine Specialists
49-3041	Farm Equipment Mechanics
49-3042	Mobile Heavy Equipment Mechanics, Except Engines
49-3051	Motorboat Mechanics
49-3053	Outdoor Power Equipment and Other Small Engine Mechanics
49-3092	Recreational Vehicle Service Technicians
49-3093	Tire Repairers and Changers
49-9021	Heating, Air Conditioning, and Refrigeration Mechanics and Installers
49-9041	Industrial Machinery Mechanics
49-9042	Maintenance and Repair Workers, General
49-9043	Maintenance Workers, Machinery
49-9044	Millwrights
49-9045	Refractory Materials Repairers, Except Brickmasons
49-9051	Electrical Power-Line Installers and Repairers
49-9052	Telecommunications Line Installers and Repairers
49-9069	Precision Instrument and Equipment Repairers, All Other
49-9091	Coin, Vending, and Amusement Machine Servicers and Repairers
49-9094	Locksmiths and Safe Repairers

49-9095	Manufactured Building and Mobile Home Installers
49-9097	Signal and Track Switch Repairers
49-9098	Helpers--Installation, Maintenance, and Repair Workers
49-9099	Installation, Maintenance, and Repair Workers, All Other
51-1011	First-Line Supervisors/Managers of Production and Operating Workers
51-2011	Aircraft Structure, Surfaces, Rigging, and Systems Assemblers
51-2021	Coil Winders, Tapers, and Finishers
51-2022	Electrical and Electronic Equipment Assemblers
51-2023	Electromechanical Equipment Assemblers
51-2031	Engine and Other Machine Assemblers
51-2041	Structural Metal Fabricators and Fitters
51-2091	Fiberglass Laminators and Fabricators
51-2092	Team Assemblers
51-2093	Timing Device Assemblers, Adjusters, and Calibrators
51-2099	Assemblers and Fabricators, All Other
51-3021	Butchers and Meat Cutters
51-3022	Meat, Poultry, and Fish Cutters and Trimmers
51-3023	Slaughterers and Meat Packers
51-3091	Food and Tobacco Roasting, Baking, and Drying Machine Operators and Tenders
51-3092	Food Batchmakers
51-3093	Food Cooking Machine Operators and Tenders
51-4011	Computer-Controlled Machine Tool Operators, Metal and Plastic
51-4012	Numerical Tool and Process Control Programmers
51-4021	Extruding and Drawing Machine Setters, Operators, and Tenders, Metal and Plastic

51-4022	Forging Machine Setters, Operators, and Tenders, Metal and Plastic
51-4023	Rolling Machine Setters, Operators, and Tenders, Metal and Plastic
51-4031	Cutting, Punching, and Press Machine Setters, Operators, and Tenders, Metal and Plastic
51-4033	Grinding, Lapping, Polishing, and Buffing Machine Tool Setters, Operators, and Tenders, Metal and Plastic
51-4034	Lathe and Turning Machine Tool Setters, Operators, and Tenders, Metal and Plastic
51-4035	Milling and Planing Machine Setters, Operators, and Tenders, Metal and Plastic
51-4041	Machinists
51-4051	Metal-Refining Furnace Operators and Tenders
51-4052	Pourers and Casters, Metal
51-4061	Model Makers, Metal and Plastic
51-4072	Molding, Coremaking, and Casting Machine Setters, Operators, and Tenders, Metal and Plastic
51-4081	Multiple Machine Tool Setters, Operators, and Tenders, Metal and Plastic
51-4111	Tool and Die Makers
51-4121	Welders, Cutters, Solderers, and Brazers
51-4122	Welding, Soldering, and Brazing Machine Setters, Operators, and Tenders
51-4191	Heat Treating Equipment Setters, Operators, and Tenders, Metal and Plastic
51-4193	Plating and Coating Machine Setters, Operators, and Tenders, Metal and Plastic
51-4194	Tool Grinders, Filers, and Sharpeners
51-4199	Metal Workers and Plastic Workers, All Other
51-5011	Bindery Workers
51-5021	Job Printers
51-5022	Prepress Technicians and Workers

51-5023	Printing Machine Operators
51-6011	Laundry and Dry-Cleaning Workers
51-6021	Pressers, Textile, Garment, and Related Materials
51-6031	Sewing Machine Operators
51-6051	Sewers, Hand
51-6062	Textile Cutting Machine Setters, Operators, and Tenders
51-6063	Textile Knitting and Weaving Machine Setters, Operators, and Tenders
51-6064	Textile Winding, Twisting, and Drawing Out Machine Setters, Operators, and Tenders
51-6099	Textile, Apparel, and Furnishings Workers, All Other
51-7011	Cabinetmakers and Bench Carpenters
51-7021	Furniture Finishers
51-7031	Model Makers, Wood
51-7041	Sawing Machine Setters, Operators, and Tenders, Wood
51-7042	Woodworking Machine Setters, Operators, and Tenders, Except Sawing
51-7099	Woodworkers, All Other
51-8011	Nuclear Power Reactor Operators
51-8091	Chemical Plant and System Operators
51-8099	Plant and System Operators, All Other
51-9011	Chemical Equipment Operators and Tenders
51-9012	Separating, Filtering, Clarifying, Precipitating, and Still Machine Setters, Operators, and Tenders
51-9022	Grinding and Polishing Workers, Hand
51-9032	Cutting and Slicing Machine Setters, Operators, and Tenders
51-9041	Extruding, Forming, Pressing, and Compacting Machine Setters, Operators, and Tenders
51-9051	Furnace, Kiln, Oven, Drier, and Kettle Operators and Tenders



51-9061	Inspectors, Testers, Sorters, Samplers, and Weighers
51-9080	Medical, Dental, and Ophthalmic Laboratory Technicians
51-9081	Dental Laboratory Technicians
51-9083	Ophthalmic Laboratory Technicians
51-9111	Packaging and Filling Machine Operators and Tenders
51-9121	Coating, Painting, and Spraying Machine Setters, Operators, and Tenders
51-9123	Painting, Coating, and Decorating Workers
51-9131	Photographic Process Workers
51-9132	Photographic Processing Machine Operators
51-9141	Semiconductor Processors
51-9192	Cleaning, Washing, and Metal Pickling Equipment Operators and Tenders
51-9195	Molders, Shapers, and Casters, Except Metal and Plastic
51-9196	Paper Goods Machine Setters, Operators, and Tenders
51-9197	Tire Builders
51-9198	Helpers--Production Workers
51-9199	Production Workers, All Other
53-1011	Aircraft Cargo Handling Supervisors
53-1021	First-Line Supervisors/Managers of Helpers, Laborers, and Material Movers, Hand
53-1031	First-Line Supervisors/Managers of Transportation and Material-Moving Machine and Vehicle Operators
53-2011	Airline Pilots, Copilots, and Flight Engineers
53-2021	Air Traffic Controllers
53-2022	Airfield Operations Specialists
53-3011	Ambulance Drivers and Attendants, Except Emergency Medical Technicians

53-3021	Bus Drivers, Transit and Intercity
53-3022	Bus Drivers, School
53-3031	Driver/Sales Workers
53-3032	Truck Drivers, Heavy and Tractor-Trailer
53-3033	Truck Drivers, Light or Delivery Services
53-3041	Taxi Drivers and Chauffeurs
53-3099	Motor Vehicle Operators, All Other
53-4021	Railroad Brake, Signal, and Switch Operators
53-4031	Railroad Conductors and Yardmasters
53-4099	Rail Transportation Workers, All Other
53-5011	Sailors and Marine Oilers
53-5021	Captains, Mates, and Pilots of Water Vessels
53-5031	Ship Engineers
53-6021	Parking Lot Attendants
53-6031	Service Station Attendants
53-6041	Traffic Technicians
53-6099	Transportation Workers, All Other
53-7011	Conveyor Operators and Tenders
53-7021	Crane and Tower Operators
53-7033	Loading Machine Operators, Underground Mining
53-7041	Hoist and Winch Operators
53-7051	Industrial Truck and Tractor Operators
53-7062	Laborers and Freight, Stock, and Material Movers, Hand
53-7063	Machine Feeders and Offbearers
53-7064	Packers and Packagers, Hand
53-7071	Gas Compressor and Gas Pumping Station Operators
53-7081	Refuse and Recyclable Material Collectors
53-7121	Tank Car, Truck, and Ship Loaders
53-7199	Material Moving Workers, All Other

55-1011	Air Crew Officers
55-1012	Aircraft Launch and Recovery Officers
55-1014	Artillery and Missile Officers
55-1019	Military Officer Special and Tactical Operations Leaders/Managers, All Other
55-2011	First-Line Supervisors/Managers of Air Crew Members
55-2012	First-Line Supervisors/Managers of Weapons Specialists/Crew Members
55-2013	First-Line Supervisors/Managers of All Other Tactical Operations Specialists
55-3011	Air Crew Members
55-3012	Aircraft Launch and Recovery Specialists
55-3013	Armored Assault Vehicle Crew Members
55-3016	Infantry
55-3017	Radar and Sonar Technicians
55-3018	Special Forces
55-3019	Military Enlisted Tactical Operations and Air/Weapons Specialists and Crew Members, All Other

 H4LM9M - S11Q9M MTHS WRKD 1ST F/T JOB-W4

Type	Code
Measurement Unit	numeric
H4LM9M	9M. How long did you work at your first full time job? [months]
0	0 months
1	1 month
2	2 months
3	3 months
4	4 months
5	5 months
6	6 months
7	7 months

8	8 months
9	9 months
10	10 months
11	11 months
12	12 months
13	13 months
14	14 months
15	15 months

 H4LM9Y - S11Q9Y YRS WRKD 1ST F/T JOB-W4

Type	Code
Measurement Unit	numeric
H4LM9Y	9Y. How long did you work at your first full time job? [years]
0	0 years
1	1 year
2	2 years
3	3 years
4	4 years
5	5 years
6	6 years
7	7 years
8	8 years
9	9 years
10	10 years
11	11 years

 H4LM10 - S11Q10 GOAL DESCRIPTION 1ST F/T JOB-W4

Type	Code
Measurement Unit	numeric
H4LM10	10. Which of the following best describes your first full time job?
1	it was part of my long-term career or work goals at that time

2	it was preparation for my long-term career or work goals at that time
3	it was not related to my long-term career or work goals at that time
4	I did not have a long-term career or work goals at that time

 H4LM11 - S11Q11 CURRENTLY WORK/10 HRS WEEK-W4

Type	Code
Measurement Unit	numeric
H4LM11	11. Are you currently working for pay at least 10 hours a week?
0	no
1	yes

 H4LM12 - S11Q12 # JOBS CURRENTLY WORK/10HRS/WK-W4

Type	Code
Measurement Unit	numeric
H4LM12	12. On how many jobs are you currently working for pay at least 10 hours a week?
1	1 job
2	2 jobs
3	3 jobs
4	4 jobs
5	5 jobs
6	6 jobs
7	7 jobs
11	11 jobs
12	12 jobs
15	15 or more jobs

 H4LM13 - S11Q13 TOTAL HR/WK CURRENTLY WORKING-W4

Type	Numeric (Double)
H4LM13	13. How many total hours a week do you usually spend at these jobs?

 H4LM14 - S11Q14 DESCR CURRENT WORK STATUS-W4

Type	Code
Measurement Unit	numeric
H4LM14	14. Which one of the following categories best describes what you're doing now?
1	only temporarily laid off
2	on sick leave or temporarily disabled
3	on maternity/paternity leave
4	permanently disabled
5	unemployed and looking for work
6	unemployed and not looking for work
7	student
8	keeping house
9	retired
10	other

 H4LM15M - S11Q15M MONTH PAY JOB STARTED-W4

Type	Code
Measurement Unit	numeric
H4LM15M	15M. In what month and year did you begin your (current/most recent) primary job? [month]
1	January
2	February
3	March
4	April
5	May
6	June
7	July
8	August
9	September
10	October
11	November
12	December

 H4LM15Y - S11Q15Y YEAR PAY JOB STARTED-W4

Type	Numeric (Double)
H4LM15Y	15Y. In what month and year did you begin your (current/most recent) primary job? [year]

 H4LM16M - S11Q16M MONTH PAY JOB ENDED-W4

Type	Code
Measurement Unit	numeric
H4LM16M	16M. In what month and year did you last work at this [current/most recent] job? [month]
1	January
2	February
3	March
4	April
5	May
6	June
7	July
8	August
9	September
10	October
11	November
12	December

 H4LM16Y - S11Q16Y YEAR PAY JOB ENDED-W4

Type	Code
Measurement Unit	numeric
H4LM16Y	16Y. In what month and year did you last work at this [current/most recent] job? [year]
1995	1995
1996	1996
1997	1997
1998	1998
1999	1999

2000	2000
2001	2001
2002	2002
2003	2003
2004	2004
2005	2005
2006	2006
2007	2007
2008	2008
2009	2009

 H4LM17 - S11Q17 REASON LEFT MST RECENT JOB-W4

Type	Code
Measurement Unit	numeric
H4LM17	17. What is the main reason you left your most recent job?
1	layoff
2	plant closed
3	end of temporary or seasonal job
4	discharged or fired
5	program ended
6	health problems
7	pregnancy or family reasons
8	return to school
9	quit to look for another job
10	quit to take another job
11	retired
12	military service
13	incarceration
14	other
95	pretest case, logic changed

 H4LM18 - S11Q18 TYPE OF WORK RECENT JOB-W4



Type	Code
Measurement Unit	numeric
H4LM18	18. Now I'd like to record a description of your (current/most recent) job. When you see the list of categories, please tell me which best describes what you (do/did) at your (current/most recent) job.
11-2011	Advertising and Promotions Managers
11-2021	Marketing Managers
11-2022	Sales Managers
11-2031	Public Relations Managers
11-3011	Administrative Services Managers
11-3021	Computer and Information Systems Managers
11-3031	Financial Managers
11-3041	Compensation and Benefits Managers
11-3042	Training and Development Managers
11-3049	Human Resources Managers, All Other
11-3051	Industrial Production Managers
11-3061	Purchasing Managers
11-3071	Transportation, Storage, and Distribution Managers
11-9011	Farm, Ranch, and Other Agricultural Managers
11-9021	Construction Managers
11-9031	Education Administrators, Preschool and Child Care Center/Program
11-9032	Education Administrators, Elementary and Secondary School
11-9033	Education Administrators, Postsecondary
11-9039	Education Administrators, All Other
11-9041	Engineering Managers
11-9051	Food Service Managers
11-9061	Funeral Directors
11-9071	Gaming Managers
11-9081	Lodging Managers
11-9111	Medical and Health Services Managers

11-9121	Natural Sciences Managers
11-9131	Postmasters and Mail Superintendents
11-9141	Property, Real Estate, and Community Association Managers
11-9151	Social and Community Service Managers
11-9199	Managers, All Other
11-1011	Chief Executives
11-1021	General and Operations Managers
13-1011	Agents and Business Managers of Artists, Performers, and Athletes
13-1021	Purchasing Agents and Buyers, Farm Products
13-1022	Wholesale and Retail Buyers, Except Farm Products
13-1023	Purchasing Agents, Except Wholesale, Retail, and Farm Products
13-1031	Claims Adjusters, Examiners, and Investigators
13-1032	Insurance Appraisers, Auto Damage
13-1041	Compliance Officers, Except Agriculture, Construction, Health and Safety, and Transportation
13-1051	Cost Estimators
13-1061	Emergency Management Specialists
13-1071	Employment, Recruitment, and Placement Specialists
13-1072	Compensation, Benefits, and Job Analysis Specialists
13-1073	Training and Development Specialists
13-1079	Human Resources, Training, and Labor Relations Specialists, All Other
13-1081	Logisticians
13-1111	Management Analysts
13-1121	Meeting and Convention Planners
13-1199	Business Operations Specialists, All Other
13-2011	Accountants and Auditors

13-2021	Appraisers and Assessors of Real Estate
13-2031	Budget Analysts
13-2041	Credit Analysts
13-2051	Financial Analysts
13-2052	Personal Financial Advisors
13-2053	Insurance Underwriters
13-2061	Financial Examiners
13-2071	Loan Counselors
13-2072	Loan Officers
13-2081	Tax Examiners, Collectors, and Revenue Agents
13-2082	Tax Preparers
13-2099	Financial Specialists, All Other
15-1011	Computer and Information Scientists, Research
15-1021	Computer Programmers
15-1031	Computer Software Engineers, Applications
15-1032	Computer Software Engineers, Systems Software
15-1041	Computer Support Specialists
15-1051	Computer Systems Analysts
15-1061	Database Administrators
15-1071	Network and Computer Systems Administrators
15-1081	Network Systems and Data Communications Analysts
15-1099	Computer Specialists, All Other
15-2011	Actuaries
15-2021	Mathematicians
15-2031	Operations Research Analysts
15-2041	Statisticians
15-2099	Mathematical Science Occupations, All Other
17-1011	Architects, Except Landscape and Naval
17-1012	Landscape Architects
17-1022	Surveyors

---

17-2011	Aerospace Engineers
17-2031	Biomedical Engineers
17-2041	Chemical Engineers
17-2051	Civil Engineers
17-2061	Computer Hardware Engineers
17-2071	Electrical Engineers
17-2072	Electronics Engineers, Except Computer
17-2081	Environmental Engineers
17-2111	Health and Safety Engineers, Except Mining Safety Engineers and Inspectors
17-2112	Industrial Engineers
17-2121	Marine Engineers and Naval Architects
17-2131	Materials Engineers
17-2141	Mechanical Engineers
17-2151	Mining and Geological Engineers, Including Mining Safety Engineers
17-2161	Nuclear Engineers
17-2171	Petroleum Engineers
17-2199	Engineers, All Other
17-3011	Architectural and Civil Drafters
17-3012	Electrical and Electronics Drafters
17-3013	Mechanical Drafters
17-3019	Drafters, All Other
17-3022	Civil Engineering Technicians
17-3023	Electrical and Electronic Engineering Technicians
17-3025	Environmental Engineering Technicians
17-3027	Mechanical Engineering Technicians
17-3029	Engineering Technicians, Except Drafters, All Other
17-3031	Surveying and Mapping Technicians
19-1011	Animal Scientists
19-1012	Food Scientists and Technologists

19-1013	Soil and Plant Scientists
19-1021	Biochemists and Biophysicists
19-1022	Microbiologists
19-1023	Zoologists and Wildlife Biologists
19-1029	Biological Scientists, All Other
19-1031	Conservation Scientists
19-1041	Epidemiologists
19-1042	Medical Scientists, Except Epidemiologists
19-1099	Life Scientists, All Other
19-2021	Atmospheric and Space Scientists
19-2031	Chemists
19-2032	Materials Scientists
19-2041	Environmental Scientists and Specialists, Including Health
19-2042	Geoscientists, Except Hydrologists and Geographers
19-2099	Physical Scientists, All Other
19-3011	Economists
19-3021	Market Research Analysts
19-3022	Survey Researchers
19-3031	Clinical, Counseling, and School Psychologists
19-3039	Psychologists, All Other
19-3041	Sociologists
19-3051	Urban and Regional Planners
19-3094	Political Scientists
19-3099	Social Scientists and Related Workers, All Other
19-4011	Agricultural and Food Science Technicians
19-4021	Biological Technicians
19-4031	Chemical Technicians
19-4041	Geological and Petroleum Technicians
19-4061	Social Science Research Assistants

19-4091	Environmental Science and Protection Technicians, Including Health
19-4099	Life, Physical, and Social Science Technicians, All Other
21-1011	Substance Abuse and Behavioral Disorder Counselors
21-1012	Educational, Vocational, and School Counselors
21-1013	Marriage and Family Therapists
21-1014	Mental Health Counselors
21-1015	Rehabilitation Counselors
21-1019	Counselors, All Other
21-1021	Child, Family, and School Social Workers
21-1022	Medical and Public Health Social Workers
21-1023	Mental Health and Substance Abuse Social Workers
21-1029	Social Workers, All Other
21-1091	Health Educators
21-1092	Probation Officers and Correctional Treatment Specialists
21-1093	Social and Human Service Assistants
21-1099	Community and Social Service Specialists, All Other
21-2011	Clergy
21-2021	Directors, Religious Activities and Education
21-2099	Religious Workers, All Other
23-1011	Lawyers
23-1021	Administrative Law Judges, Adjudicators, and Hearing Officers
23-2011	Paralegals and Legal Assistants
23-2091	Court Reporters
23-2092	Law Clerks
23-2093	Title Examiners, Abstractors, and Searchers
23-2099	Legal Support Workers, All Other

25-1011	Business Teachers, Postsecondary
25-1021	Computer Science Teachers, Postsecondary
25-1022	Mathematical Science Teachers, Postsecondary
25-1032	Engineering Teachers, Postsecondary
25-1041	Agricultural Sciences Teachers, Postsecondary
25-1042	Biological Science Teachers, Postsecondary
25-1052	Chemistry Teachers, Postsecondary
25-1054	Physics Teachers, Postsecondary
25-1061	Anthropology and Archeology Teachers, Postsecondary
25-1063	Economics Teachers, Postsecondary
25-1065	Political Science Teachers, Postsecondary
25-1066	Psychology Teachers, Postsecondary
25-1067	Sociology Teachers, Postsecondary
25-1069	Social Sciences Teachers, Postsecondary, All Other
25-1071	Health Specialties Teachers, Postsecondary
25-1072	Nursing Instructors and Teachers, Postsecondary
25-1081	Education Teachers, Postsecondary
25-1111	Criminal Justice and Law Enforcement Teachers, Postsecondary
25-1112	Law Teachers, Postsecondary
25-1113	Social Work Teachers, Postsecondary
25-1121	Art, Drama, and Music Teachers, Postsecondary
25-1122	Communications Teachers, Postsecondary
25-1123	English Language and Literature Teachers, Postsecondary
25-1124	Foreign Language and Literature Teachers, Postsecondary
25-1125	History Teachers, Postsecondary
25-1126	Philosophy and Religion Teachers, Postsecondary
25-1191	Graduate Teaching Assistants
25-1199	Postsecondary Teachers, All Other

25-2011	Preschool Teachers, Except Special Education
25-2012	Kindergarten Teachers, Except Special Education
25-2021	Elementary School Teachers, Except Special Education
25-2022	Middle School Teachers, Except Special and Vocational Education
25-2023	Vocational Education Teachers, Middle School
25-2031	Secondary School Teachers, Except Special and Vocational Education
25-2032	Vocational Education Teachers, Secondary School
25-2041	Special Education Teachers, Preschool, Kindergarten, and Elementary School
25-2042	Special Education Teachers, Middle School
25-2043	Special Education Teachers, Secondary School
25-3011	Adult Literacy, Remedial Education, and GED Teachers and Instructors
25-3021	Self-Enrichment Education Teachers
25-3099	Teachers and Instructors, All Other
25-4011	Archivists
25-4021	Librarians
25-4031	Library Technicians
25-9011	Audio-Visual Collections Specialists
25-9021	Farm and Home Management Advisors
25-9031	Instructional Coordinators
25-9041	Teacher Assistants
25-9099	Education, Training, and Library Workers, All Other
27-1011	Art Directors
27-1012	Craft Artists
27-1013	Fine Artists, Including Painters, Sculptors, and Illustrators
27-1014	Multi-Media Artists and Animators
27-1019	Artists and Related Workers, All Other



---

27-1021	Commercial and Industrial Designers
27-1022	Fashion Designers
27-1023	Floral Designers
27-1024	Graphic Designers
27-1025	Interior Designers
27-1026	Merchandise Displayers and Window Trimmers
27-1027	Set and Exhibit Designers
27-1029	Designers, All Other
27-2011	Actors
27-2012	Producers and Directors
27-2021	Athletes and Sports Competitors
27-2022	Coaches and Scouts
27-2023	Umpires, Referees, and Other Sports Officials
27-2031	Dancers
27-2032	Choreographers
27-2041	Music Directors and Composers
27-2042	Musicians and Singers
27-2099	Entertainers and Performers, Sports and Related Workers, All Other
27-3011	Radio and Television Announcers
27-3012	Public Address System and Other Announcers
27-3021	Broadcast News Analysts
27-3022	Reporters and Correspondents
27-3031	Public Relations Specialists
27-3041	Editors
27-3042	Technical Writers
27-3043	Writers and Authors
27-3099	Media and Communication Workers, All Other
27-4013	Radio Operators
27-4014	Sound Engineering Technicians
27-4021	Photographers

---

27-4031	Camera Operators, Television, Video, and Motion Picture
27-4032	Film and Video Editors
27-4099	Media and Communication Equipment Workers, All Other
29-1011	Chiropractors
29-1021	Dentists, General
29-1029	Dentists, All Other Specialists
29-1031	Dietitians and Nutritionists
29-1041	Optometrists
29-1051	Pharmacists
29-1061	Anesthesiologists
29-1062	Family and General Practitioners
29-1063	Internists, General
29-1064	Obstetricians and Gynecologists
29-1065	Pediatricians, General
29-1066	Psychiatrists
29-1067	Surgeons
29-1069	Physicians and Surgeons, All Other
29-1071	Physician Assistants
29-1081	Podiatrists
29-1111	Registered Nurses
29-1122	Occupational Therapists
29-1123	Physical Therapists
29-1124	Radiation Therapists
29-1126	Respiratory Therapists
29-1127	Speech-Language Pathologists
29-1129	Therapists, All Other
29-1131	Veterinarians
29-1199	Health Diagnosing and Treating Practitioners, All Other

29-2011	Medical and Clinical Laboratory Technologists
29-2012	Medical and Clinical Laboratory Technicians
29-2021	Dental Hygienists
29-2031	Cardiovascular Technologists and Technicians
29-2032	Diagnostic Medical Sonographers
29-2034	Radiologic Technologists and Technicians
29-2041	Emergency Medical Technicians and Paramedics
29-2051	Dietetic Technicians
29-2052	Pharmacy Technicians
29-2053	Psychiatric Technicians
29-2055	Surgical Technologists
29-2056	Veterinary Technologists and Technicians
29-2061	Licensed Practical and Licensed Vocational Nurses
29-2071	Medical Records and Health Information Technicians
29-2081	Opticians, Dispensing
29-2091	Orthotists and Prosthetists
29-2099	Health Technologists and Technicians, All Other
29-9011	Occupational Health and Safety Specialists
29-9012	Occupational Health and Safety Technicians
29-9091	Athletic Trainers
29-9099	Healthcare Practitioners and Technical Workers, All Other
31-1011	Home Health Aides
31-1012	Nursing Aides, Orderlies, and Attendants
31-1013	Psychiatric Aides
31-2011	Occupational Therapist Assistants
31-2012	Occupational Therapist Aides
31-2021	Physical Therapist Assistants
31-2022	Physical Therapist Aides
31-9011	Massage Therapists

31-9091	Dental Assistants
31-9092	Medical Assistants
31-9093	Medical Equipment Preparers
31-9094	Medical Transcriptionists
31-9095	Pharmacy Aides
31-9096	Veterinary Assistants and Laboratory Animal Caretakers
31-9099	Healthcare Support Workers, All Other
33-1011	First-Line Supervisors/Managers of Correctional Officers
33-1012	First-Line Supervisors/Managers of Police and Detectives
33-1021	First-Line Supervisors/Managers of Fire Fighting and Prevention Workers
33-1099	First-Line Supervisors/Managers, Protective Service Workers, All Other
33-2011	Fire Fighters
33-2021	Fire Inspectors and Investigators
33-2022	Forest Fire Inspectors and Prevention Specialists
33-3011	Bailiffs
33-3012	Correctional Officers and Jailers
33-3021	Detectives and Criminal Investigators
33-3031	Fish and Game Wardens
33-3041	Parking Enforcement Workers
33-3051	Police and Sheriff's Patrol Officers
33-3052	Transit and Railroad Police
33-9011	Animal Control Workers
33-9021	Private Detectives and Investigators
33-9031	Gaming Surveillance Officers and Gaming Investigators
33-9032	Security Guards
33-9092	Lifeguards, Ski Patrol, and Other Recreational Protective Service Workers

33-9099	Protective Service Workers, All Other
35-1011	Chefs and Head Cooks
35-1012	First-Line Supervisors/Managers of Food Preparation and Serving Workers
35-2011	Cooks, Fast Food
35-2012	Cooks, Institution and Cafeteria
35-2013	Cooks, Private Household
35-2014	Cooks, Restaurant
35-2015	Cooks, Short Order
35-2019	Cooks, All Other
35-2021	Food Preparation Workers
35-3011	Bartenders
35-3021	Combined Food Preparation and Serving Workers, Including Fast Food
35-3022	Counter Attendants, Cafeteria, Food Concession, and Coffee Shop
35-3031	Waiters and Waitresses
35-3041	Food Servers, Nonrestaurant
35-9011	Dining Room and Cafeteria Attendants and Bartender Helpers
35-9021	Dishwashers
35-9031	Hosts and Hostesses, Restaurant, Lounge, and Coffee Shop
35-9099	Food Preparation and Serving Related Workers, All Other
37-1011	First-Line Supervisors/Managers of Housekeeping and Janitorial Workers
37-1012	First-Line Supervisors/Managers of Landscaping, Lawn Service, and Groundskeeping Workers
37-2011	Janitors and Cleaners, Except Maids and Housekeeping Cleaners
37-2012	Maids and Housekeeping Cleaners
37-2019	Building Cleaning Workers, All Other

37-2021	Pest Control Workers
37-3011	Landscaping and Groundskeeping Workers
37-3012	Pesticide Handlers, Sprayers, and Applicators, Vegetation
37-3013	Tree Trimmers and Pruners
37-3019	Grounds Maintenance Workers, All Other
39-1011	Gaming Supervisors
39-1021	First-Line Supervisors/Managers of Personal Service Workers
39-2011	Animal Trainers
39-2021	Nonfarm Animal Caretakers
39-3011	Gaming Dealers
39-3031	Ushers, Lobby Attendants, and Ticket Takers
39-3099	Entertainment Attendants and Related Workers, All Other
39-4021	Funeral Attendants
39-5011	Barbers
39-5012	Hairdressers, Hairstylists, and Cosmetologists
39-5091	Makeup Artists, Theatrical and Performance
39-5092	Manicurists and Pedicurists
39-5094	Skin Care Specialists
39-6011	Baggage Porters and Bellhops
39-6012	Concierges
39-6031	Flight Attendants
39-6032	Transportation Attendants, Except Flight Attendants and Baggage Porters
39-9011	Child Care Workers
39-9021	Personal and Home Care Aides
39-9031	Fitness Trainers and Aerobics Instructors
39-9032	Recreation Workers
39-9041	Residential Advisors
39-9099	Personal Care and Service Workers, All Other

41-1011	First-Line Supervisors/Managers of Retail Sales Workers
41-1012	First-Line Supervisors/Managers of Non-Retail Sales Workers
41-2011	Cashiers
41-2012	Gaming Change Persons and Booth Cashiers
41-2021	Counter and Rental Clerks
41-2022	Parts Salespersons
41-2031	Retail Salespersons
41-3011	Advertising Sales Agents
41-3021	Insurance Sales Agents
41-3031	Securities, Commodities, and Financial Services Sales Agents
41-3041	Travel Agents
41-3099	Sales Representatives, Services, All Other
41-4011	Sales Representatives, Wholesale and Manufacturing, Technical and Scientific Products
41-4012	Sales Representatives, Wholesale and Manufacturing, Except Technical and Scientific Products
41-9011	Demonstrators and Product Promoters
41-9021	Real Estate Brokers
41-9022	Real Estate Sales Agents
41-9031	Sales Engineers
41-9041	Telemarketers
41-9091	Door-To-Door Sales Workers, News and Street Vendors, and Related Workers
41-9099	Sales and Related Workers, All Other
43-1011	First-Line Supervisors/Managers of Office and Administrative Support Workers
43-2011	Switchboard Operators, Including Answering Service
43-2021	Telephone Operators

43-2099	Communications Equipment Operators, All Other
43-3011	Bill and Account Collectors
43-3021	Billing and Posting Clerks and Machine Operators
43-3031	Bookkeeping, Accounting, and Auditing Clerks
43-3051	Payroll and Timekeeping Clerks
43-3061	Procurement Clerks
43-3071	Tellers
43-4011	Brokerage Clerks
43-4021	Correspondence Clerks
43-4031	Court, Municipal, and License Clerks
43-4041	Credit Authorizers, Checkers, and Clerks
43-4051	Customer Service Representatives
43-4061	Eligibility Interviewers, Government Programs
43-4071	File Clerks
43-4081	Hotel, Motel, and Resort Desk Clerks
43-4121	Library Assistants, Clerical
43-4131	Loan Interviewers and Clerks
43-4141	New Accounts Clerks
43-4151	Order Clerks
43-4161	Human Resources Assistants, Except Payroll and Timekeeping
43-4171	Receptionists and Information Clerks
43-4181	Reservation and Transportation Ticket Agents and Travel Clerks
43-4199	Information and Record Clerks, All Other
43-5011	Cargo and Freight Agents
43-5021	Couriers and Messengers
43-5031	Police, Fire, and Ambulance Dispatchers
43-5032	Dispatchers, Except Police, Fire, and Ambulance
43-5041	Meter Readers, Utilities
43-5051	Postal Service Clerks



43-5052	Postal Service Mail Carriers
43-5053	Postal Service Mail Sorters, Processors, and Processing Machine Operators
43-5061	Production, Planning, and Expediting Clerks
43-5071	Shipping, Receiving, and Traffic Clerks
43-5081	Stock Clerks and Order Fillers
43-5111	Weighers, Measurers, Checkers, and Samplers, Recordkeeping
43-6011	Executive Secretaries and Administrative Assistants
43-6012	Legal Secretaries
43-6013	Medical Secretaries
43-6014	Secretaries, Except Legal, Medical, and Executive
43-9011	Computer Operators
43-9021	Data Entry Keyers
43-9022	Word Processors and Typists
43-9031	Desktop Publishers
43-9041	Insurance Claims and Policy Processing Clerks
43-9051	Mail Clerks and Mail Machine Operators, Except Postal Service
43-9061	Office Clerks, General
43-9071	Office Machine Operators, Except Computer
43-9081	Proofreaders and Copy Markers
43-9111	Statistical Assistants
43-9199	Office and Administrative Support Workers, All Other
45-1011	First-Line Supervisors/Managers of Farming, Fishing, and Forestry Workers
45-1012	Farm Labor Contractors
45-2011	Agricultural Inspectors
45-2021	Animal Breeders
45-2041	Graders and Sorters, Agricultural Products
45-2091	Agricultural Equipment Operators

---

45-2092	Farmworkers and Laborers, Crop, Nursery, and Greenhouse
45-2093	Farmworkers, Farm and Ranch Animals
45-2099	Agricultural Workers, All Other
45-4011	Forest and Conservation Workers
45-4021	Fallers
45-4022	Logging Equipment Operators
45-4029	Logging Workers, All Other
47-1011	First-Line Supervisors/Managers of Construction Trades and Extraction Workers
47-2011	Boilermakers
47-2021	Brickmasons and Blockmasons
47-2022	Stonemasons
47-2031	Carpenters
47-2041	Carpet Installers
47-2042	Floor Layers, Except Carpet, Wood, and Hard Tiles
47-2043	Floor Sanders and Finishers
47-2044	Tile and Marble Setters
47-2051	Cement Masons and Concrete Finishers
47-2061	Construction Laborers
47-2071	Paving, Surfacing, and Tamping Equipment Operators
47-2072	Pile-Driver Operators
47-2073	Operating Engineers and Other Construction Equipment Operators
47-2081	Drywall and Ceiling Tile Installers
47-2082	Tapers
47-2111	Electricians
47-2131	Insulation Workers, Floor, Ceiling, and Wall
47-2132	Insulation Workers, Mechanical
47-2141	Painters, Construction and Maintenance
47-2151	Pipelayers

47-2152	Plumbers, Pipefitters, and Steamfitters
47-2161	Plasterers and Stucco Masons
47-2171	Reinforcing Iron and Rebar Workers
47-2181	Roofers
47-2211	Sheet Metal Workers
47-2221	Structural Iron and Steel Workers
47-3011	Helpers--Brickmasons, Blockmasons, Stonemasons, and Tile and Marble Setters
47-3012	Helpers--Carpenters
47-3013	Helpers--Electricians
47-3014	Helpers--Painters, Paperhangers, Plasterers, and Stucco Masons
47-3015	Helpers--Pipelayers, Plumbers, Pipefitters, and Steamfitters
47-3016	Helpers--Roofers
47-3019	Helpers, Construction Trades, All Other
47-4011	Construction and Building Inspectors
47-4021	Elevator Installers and Repairers
47-4031	Fence Erectors
47-4041	Hazardous Materials Removal Workers
47-4051	Highway Maintenance Workers
47-4061	Rail-Track Laying and Maintenance Equipment Operators
47-4071	Septic Tank Servicers and Sewer Pipe Cleaners
47-4091	Segmental Pavers
47-4099	Construction and Related Workers, All Other
47-5011	Derrick Operators, Oil and Gas
47-5012	Rotary Drill Operators, Oil and Gas
47-5013	Service Unit Operators, Oil, Gas, and Mining
47-5021	Earth Drillers, Except Oil and Gas
47-5031	Explosives Workers, Ordnance Handling Experts, and Blasters

47-5041	Continuous Mining Machine Operators
47-5049	Mining Machine Operators, All Other
47-5051	Rock Splitters, Quarry
47-5061	Roof Bolters, Mining
47-5071	Roustabouts, Oil and Gas
47-5081	Helpers--Extraction Workers
47-5099	Extraction Workers, All Other
49-1011	First-Line Supervisors/Managers of Mechanics, Installers, and Repairers
49-2011	Computer, Automated Teller, and Office Machine Repairers
49-2021	Radio Mechanics
49-2022	Telecommunications Equipment Installers and Repairers, Except Line Installers
49-2091	Avionics Technicians
49-2092	Electric Motor, Power Tool, and Related Repairers
49-2093	Electrical and Electronics Installers and Repairers, Transportation Equipment
49-2094	Electrical and Electronics Repairers, Commercial and Industrial Equipment
49-2095	Electrical and Electronics Repairers, Powerhouse, Substation, and Relay
49-2096	Electronic Equipment Installers and Repairers, Motor Vehicles
49-2097	Electronic Home Entertainment Equipment Installers and Repairers
49-2098	Security and Fire Alarm Systems Installers
49-3011	Aircraft Mechanics and Service Technicians
49-3021	Automotive Body and Related Repairers
49-3022	Automotive Glass Installers and Repairers
49-3023	Automotive Service Technicians and Mechanics
49-3031	Bus and Truck Mechanics and Diesel Engine Specialists

49-3041	Farm Equipment Mechanics
49-3042	Mobile Heavy Equipment Mechanics, Except Engines
49-3043	Rail Car Repairers
49-3053	Outdoor Power Equipment and Other Small Engine Mechanics
49-3092	Recreational Vehicle Service Technicians
49-3093	Tire Repairers and Changers
49-9012	Control and Valve Installers and Repairers, Except Mechanical Door
49-9021	Heating, Air Conditioning, and Refrigeration Mechanics and Installers
49-9031	Home Appliance Repairers
49-9041	Industrial Machinery Mechanics
49-9042	Maintenance and Repair Workers, General
49-9043	Maintenance Workers, Machinery
49-9045	Refractory Materials Repairers, Except Brickmasons
49-9051	Electrical Power-Line Installers and Repairers
49-9052	Telecommunications Line Installers and Repairers
49-9063	Musical Instrument Repairers and Tuners
49-9069	Precision Instrument and Equipment Repairers, All Other
49-9091	Coin, Vending, and Amusement Machine Servicers and Repairers
49-9092	Commercial Divers
49-9093	Fabric Menders, Except Garment
49-9095	Manufactured Building and Mobile Home Installers
49-9096	Riggers
49-9097	Signal and Track Switch Repairers
49-9098	Helpers--Installation, Maintenance, and Repair Workers
49-9099	Installation, Maintenance, and Repair Workers, All Other

51-1011	First-Line Supervisors/Managers of Production and Operating Workers
51-2011	Aircraft Structure, Surfaces, Rigging, and Systems Assemblers
51-2021	Coil Winders, Tapers, and Finishers
51-2022	Electrical and Electronic Equipment Assemblers
51-2023	Electromechanical Equipment Assemblers
51-2031	Engine and Other Machine Assemblers
51-2041	Structural Metal Fabricators and Fitters
51-2091	Fiberglass Laminators and Fabricators
51-2092	Team Assemblers
51-2093	Timing Device Assemblers, Adjusters, and Calibrators
51-2099	Assemblers and Fabricators, All Other
51-3011	Bakers
51-3021	Butchers and Meat Cutters
51-3022	Meat, Poultry, and Fish Cutters and Trimmers
51-3023	Slaughterers and Meat Packers
51-3091	Food and Tobacco Roasting, Baking, and Drying Machine Operators and Tenders
51-3092	Food Batchmakers
51-3093	Food Cooking Machine Operators and Tenders
51-4011	Computer-Controlled Machine Tool Operators, Metal and Plastic
51-4012	Numerical Tool and Process Control Programmers
51-4021	Extruding and Drawing Machine Setters, Operators, and Tenders, Metal and Plastic
51-4022	Forging Machine Setters, Operators, and Tenders, Metal and Plastic
51-4031	Cutting, Punching, and Press Machine Setters, Operators, and Tenders, Metal and Plastic
51-4033	Grinding, Lapping, Polishing, and Buffing Machine Tool Setters, Operators, and Tenders, Metal and Plastic

51-4034	Lathe and Turning Machine Tool Setters, Operators, and Tenders, Metal and Plastic
51-4035	Milling and Planing Machine Setters, Operators, and Tenders, Metal and Plastic
51-4041	Machinists
51-4051	Metal-Refining Furnace Operators and Tenders
51-4052	Pourers and Casters, Metal
51-4071	Foundry Mold and Coremakers
51-4072	Molding, Coremaking, and Casting Machine Setters, Operators, and Tenders, Metal and Plastic
51-4081	Multiple Machine Tool Setters, Operators, and Tenders, Metal and Plastic
51-4111	Tool and Die Makers
51-4121	Welders, Cutters, Solderers, and Brazers
51-4122	Welding, Soldering, and Brazing Machine Setters, Operators, and Tenders
51-4191	Heat Treating Equipment Setters, Operators, and Tenders, Metal and Plastic
51-4193	Plating and Coating Machine Setters, Operators, and Tenders, Metal and Plastic
51-4194	Tool Grinders, Filers, and Sharpeners
51-4199	Metal Workers and Plastic Workers, All Other
51-5011	Bindery Workers
51-5021	Job Printers
51-5022	Prepress Technicians and Workers
51-5023	Printing Machine Operators
51-6011	Laundry and Dry-Cleaning Workers
51-6021	Pressers, Textile, Garment, and Related Materials
51-6031	Sewing Machine Operators
51-6062	Textile Cutting Machine Setters, Operators, and Tenders
51-6063	Textile Knitting and Weaving Machine Setters, Operators, and Tenders

51-6064	Textile Winding, Twisting, and Drawing Out Machine Setters, Operators, and Tenders
51-6091	Extruding and Forming Machine Setters, Operators, and Tenders, Synthetic and Glass Fibers
51-6092	Fabric and Apparel Patternmakers
51-6099	Textile, Apparel, and Furnishings Workers, All Other
51-7011	Cabinetmakers and Bench Carpenters
51-7021	Furniture Finishers
51-7031	Model Makers, Wood
51-7041	Sawing Machine Setters, Operators, and Tenders, Wood
51-7042	Woodworking Machine Setters, Operators, and Tenders, Except Sawing
51-7099	Woodworkers, All Other
51-8012	Power Distributors and Dispatchers
51-8013	Power Plant Operators
51-8021	Stationary Engineers and Boiler Operators
51-8031	Water and Liquid Waste Treatment Plant and System Operators
51-8091	Chemical Plant and System Operators
51-8092	Gas Plant Operators
51-8093	Petroleum Pump System Operators, Refinery Operators, and Gaugers
51-8099	Plant and System Operators, All Other
51-9011	Chemical Equipment Operators and Tenders
51-9012	Separating, Filtering, Clarifying, Precipitating, and Still Machine Setters, Operators, and Tenders
51-9021	Crushing, Grinding, and Polishing Machine Setters, Operators, and Tenders
51-9023	Mixing and Blending Machine Setters, Operators, and Tenders
51-9031	Cutters and Trimmers, Hand



51-9032	Cutting and Slicing Machine Setters, Operators, and Tenders
51-9041	Extruding, Forming, Pressing, and Compacting Machine Setters, Operators, and Tenders
51-9051	Furnace, Kiln, Oven, Drier, and Kettle Operators and Tenders
51-9061	Inspectors, Testers, Sorters, Samplers, and Weighers
51-9071	Jewelers and Precious Stone and Metal Workers
51-9082	Medical Appliance Technicians
51-9111	Packaging and Filling Machine Operators and Tenders
51-9121	Coating, Painting, and Spraying Machine Setters, Operators, and Tenders
51-9122	Painters, Transportation Equipment
51-9123	Painting, Coating, and Decorating Workers
51-9131	Photographic Process Workers
51-9132	Photographic Processing Machine Operators
51-9141	Semiconductor Processors
51-9191	Cementing and Gluing Machine Operators and Tenders
51-9193	Cooling and Freezing Equipment Operators and Tenders
51-9194	Etchers and Engravers
51-9195	Molders, Shapers, and Casters, Except Metal and Plastic
51-9196	Paper Goods Machine Setters, Operators, and Tenders
51-9197	Tire Builders
51-9198	Helpers--Production Workers
51-9199	Production Workers, All Other
53-1011	Aircraft Cargo Handling Supervisors
53-1021	First-Line Supervisors/Managers of Helpers, Laborers, and Material Movers, Hand

53-1031	First-Line Supervisors/Managers of Transportation and Material-Moving Machine and Vehicle Operators
53-2011	Airline Pilots, Copilots, and Flight Engineers
53-2021	Air Traffic Controllers
53-2022	Air Traffic Controllers
53-3011	Ambulance Drivers and Attendants, Except Emergency Medical Technicians
53-3021	Bus Drivers, Transit and Intercity
53-3022	Bus Drivers, School
53-3031	Driver/Sales Workers
53-3032	Truck Drivers, Heavy and Tractor-Trailer
53-3033	Truck Drivers, Light or Delivery Services
53-3041	Taxi Drivers and Chauffeurs
53-3099	Motor Vehicle Operators, All Other
53-4011	Locomotive Engineers
53-4021	Railroad Brake, Signal, and Switch Operators
53-4031	Railroad Conductors and Yardmasters
53-4099	Rail Transportation Workers, All Other
53-5011	Sailors and Marine Oilers
53-5021	Captains, Mates, and Pilots of Water Vessels
53-5031	Ship Engineers
53-6021	Parking Lot Attendants
53-6031	Service Station Attendants
53-6041	Traffic Technicians
53-6051	Transportation Inspectors
53-6099	Transportation Workers, All Other
53-7011	Conveyor Operators and Tenders
53-7021	Crane and Tower Operators
53-7032	Excavating and Loading Machine and Dragline Operators
53-7033	Loading Machine Operators, Underground

 H4LM19 - S11Q19 NUMBER HRS/WEEK CURR PAY JOB-W4

Type	Numeric (Double)
H4LM19	19. How many hours a week (do/did) you usually work at this job?

 H4LM20 - S11Q20 BEST DESC HRS WORKED CURR JOB-W4

Type	Code
Measurement Unit	numeric
H4LM20	20. Which one of these categories best describes the hours you (work/worked) at this job?
1	regular day shift
2	regular evening shift
3	regular night shift
4	shift rotates that is, it (changes/changed) periodically from day to evening or night
5	split shift that is, it (consists/consisted) of two distinct periods each day
6	irregular schedule or hours
7	other

 H4LM21A - S11Q21A EMPLOYER PROVIDES-HEALTH INS-W4

Type	Code
Measurement Unit	numeric
H4LM21A	21A. (Does/Did) your employer make the following available to you: health insurance?
0	no
1	yes

 H4LM21B - S11Q21B EMPLOYER PROVIDES-RETIRE BEN-W4

Type	Code
Measurement Unit	numeric
H4LM21B	21B. (Does/Did) your employer make the following available to you: retirement benefits (such as 401k, 403b, or a company pension plan)?
0	no
1	yes

 H4LM21C - S11Q21C EMPLOYER PROVIDES-PD VAC/SICK-W4

Type	Code
Measurement Unit	numeric
H4LM21C	21C. (Does/Did) your employer make the following available to you: paid vacation or sick leave?
0	no
1	yes

 H4LM22 - S11Q22 SPEND MST TIME STAND/SEAT WORK-W4

Type	Code
Measurement Unit	numeric
H4LM22	22. In your current primary job, do you spend most of your time...
1	standing, doing hard physical work, for example, doing construction work
2	standing, doing moderate physical work, for example, nursing or being a mechanic
3	standing, doing light physical work, for example, standing at a counter, teaching, or working at a conveyer belt
4	seated, for example, using a computer or driving
5	mixed answers*

 H4LM23 - S11Q23 DECISION-MAKING FREEDOM WORK-W4

Type	Code
Measurement Unit	numeric
H4LM23	23. Overall, how often (do/did) you have the freedom to make important decisions about what you (do/did) at work and how you (do/did) it?
0	none or almost none of the time
1	some of the time
2	most of the time
3	all or almost all of the time

 H4LM24 - S11Q24 HOW OFTEN REPETITIOUS TASKS-W4

Type	Code
Measurement Unit	numeric

H4LM24	24. How much of the time (do/did) you do the same things repeatedly, that is over and over?
0	none or almost none of the time
1	some of the time
2	most of the time
3	all or almost all of the time

#### H4LM25 - S11Q25 DX OF SUPERVISORY ROLE-W4

Type	Code
Measurement Unit	numeric
H4LM25	25. Thinking about your official job duties, which of the following statements best describes your supervisory responsibilities at your (current/most recent) primary job?
1	I (supervise/supervised) other employees
2	I (supervise/supervised) other employees, some of whom (supervise/supervised) others
3	I (do/did) not supervise anyone

#### H4LM26 - S11Q26 GLOBAL JOB SATISFACTION-W4

Type	Code
Measurement Unit	numeric
H4LM26	26. How satisfied (are/were) you with this job, as a whole?
1	extremely satisfied
2	satisfied
3	neither satisfied nor dissatisfied
4	dissatisfied
5	extremely dissatisfied

#### H4LM27 - S11Q27 CURR/MST RCNT JOB GOAL DESCR-W4

Type	Code
Measurement Unit	numeric
H4LM27	27. Which one of the following best describes your (current/most recent) primary job?
1	it is part of my long-term career or work goals

2	it is preparation for my long-term career or work goals
3	it is not related to my long-term career or work goals
4	I do not have a long-term career or work goals

 H4LM28 - S11Q28 FAMILY RESP INTERFER W/WORK-W4

Type	Code
Measurement Unit	numeric
H4LM28	28. Indicate how much you would agree or disagree with this statement: Family responsibilities have interfered with my ability to work.
1	strongly agree
2	agree
3	neither agree nor disagree
4	disagree
5	strongly disagree

 H4LM29 - S11Q29 OPT CUT HRS/REFUSE OT B/C FAM-W4

Type	Code
Measurement Unit	numeric
H4LM29	29. (In the past 12 months/Since you started your current job/In the last year of your most recent job), how often on your primary job (have you had/have you had/did you have) to cut back your hours or turn down overtime because of your family responsibilities?
1	frequently
2	sometimes
3	rarely
4	never

 H4LM30 - S11Q30 FAM TIME OPT DECREASE B/C WORK-W4

Type	Code
Measurement Unit	numeric
H4LM30	30. (In the past 12 months/Since you started your current job/In the last year of your most recent job), how often on your primary job (have you spent/have you spent/did you spend) less time with your family than you wanted to because of work responsibilities?

1	frequently
2	sometimes
3	rarely
4	never

 H4EC1 - S12Q1 TOTAL HOUSEHOLD INC 06/07/08-W4

Type	Code
Measurement Unit	numeric
H4EC1	1. Thinking about your income and the income of everyone who lives in your household and contributes to the household budget, what was the total household income before taxes and deductions in {2006/2007/2008}? Include all sources of income, including non-legal sources.
1	less than \$5,000
2	\$5,000 to \$9,999
3	\$10,000 to \$14,999
4	\$15,000 to \$19,999
5	\$20,000 to \$24,999
6	\$25,000 to \$29,999
7	\$30,000 to \$39,999
8	\$40,000 to \$49,999
9	\$50,000 to \$74,999
10	\$75,000 to \$99,999
11	\$100,000 to \$149,999
12	\$150,000 or more

 H4EC2 - S12Q2 INCOME PERS EARNINGS 06/07/08-W4

Type	Numeric (Double)
H4EC2	2. Now think about your personal earnings. In {2006/2007/2008}, how much income did you receive from personal earnings before taxes, that is, wages or salaries, including tips, bonuses, and overtime pay, and income from self-employment?

 H4EC3 - S12Q3 BEST GUESS INCOME PERS EARNINGS-W4

Type	Code
Measurement Unit	numeric

H4EC3		3. What is your best guess of your personal earnings before taxes?
1	less than \$5,000	
2	\$5,000 to \$9,999	
3	\$10,000 to \$14,999	
4	\$15,000 to \$19,999	
5	\$20,000 to \$24,999	
6	\$25,000 to \$29,999	
7	\$30,000 to \$39,999	
8	\$40,000 to \$49,999	
9	\$50,000 to \$74,999	
10	\$75,000 to \$99,999	
11	\$100,000 to \$149,999	
12	\$150,000 or more	

#### H4EC4 - S12Q4 OWN/MORTGAGE CURRENT RESIDENCE-W4

Type	Code
Measurement Unit	numeric
H4EC4	4. Is your house, apartment, or residence owned or being bought by {YOU AND/OR YOUR SPOUSE/PARTNER}?
0	no
1	yes

#### H4EC5 - S12Q5 CURRENT RESID MORTGAGE BALANCE-W4

Type	Numeric (Double)
H4EC5	5. About how much do {YOU AND/OR YOUR SPOUSE/PARTNER} owe on the mortgage for your house, apartment, or residence?

#### H4EC6 - S12Q6 FIN GIFT/LOAN TO BUY/IMPRV RES-W4

Type	Code
Measurement Unit	numeric
H4EC6	6. Have {YOU/YOUR SPOUSE/PARTNER} ever received any financial gifts or loans from your parents, in-laws, or relatives to help you buy, remodel, build or furnish a home or condominium?
0	no
1	yes



 H4EC7 - S12Q7 BEST EST TOT COMBINED ASSETS-W4

Type	Code
Measurement Unit	numeric
H4EC7	7. What is your best estimate of the total value of your assets and the assets of everyone who lives in your household and contributes to the household budget? Include all assets, such as bank accounts, retirement plans and stocks. Do not include equity in your home.
1	less than \$5,000
2	\$5,000 to \$9,999
3	\$10,000 to \$24,999
4	\$25,000 to \$49,999
5	\$50,000 to \$99,999
6	\$100,000 to \$249,999
7	\$250,000 to \$499,999
8	\$500,000 to \$999,999
9	\$1,000,000 or more


 H4EC8 - S12Q8 BEST EST TOTAL COLL HSHLD DEBT-W4

Type	Code
Measurement Unit	numeric
H4EC8	8. Now, think about your debts besides any mortgage on your home. How much do you and others in your household owe altogether? Include all debts, including all types of loans, credit card debt, medical or legal bills, etc.
1	less than \$1,000
2	\$1,000 to \$4,999
3	\$5,000 to \$9,999
4	\$10,000 to \$24,999
5	\$25,000 to \$49,999
6	\$50,000 to \$99,999
7	\$100,000 to \$249,999
8	\$250,000 or more

 H4EC9 - S12Q9 NET STATUS IF ASSESTS LIQUEFIED-W4

Type	Code
------	------

Measurement Unit	numeric
H4EC9	9. Suppose you and others in your household were to sell all of your major possessions (including your home), turn all of your investments and other assets into cash, and pay off all of your debts. Would you have something left over, break even, or be in debt?
1	have something left over
2	break even
3	be in debt

 H4EC10 - S12Q10 PAST 12 MON NO PHONE SERVICE-W4

Type	Code
Measurement Unit	numeric
H4EC10	10. In the past 12 months, was there a time when {YOU/YOUR HOUSEHOLD} was without phone service because you didn't have enough money?
0	no
1	yes

 H4EC11 - S12Q11 PAST 12 MON NO MORTG PAYMENT-W4

Type	Code
Measurement Unit	numeric
H4EC11	11. In the past 12 months, was there a time when {YOU/YOUR HOUSEHOLD} didn't pay the full amount of the rent or mortgage because you didn't have enough money?
0	no
1	yes

 H4EC12 - S12Q12 PAST 12 MON EVICTED FROM HOUSE-W4

Type	Code
Measurement Unit	numeric
H4EC12	12. In the past 12 months, was there a time when {YOU/YOUR HOUSEHOLD} were evicted from your house or apartment for not paying the rent or mortgage?
0	no
1	yes

 H4EC13 - S12Q13 PAST 12 MON NO UTIL PAYMNT-W4

Type	Code
------	------

Measurement Unit	numeric
H4EC13	13. In the past 12 months, was there a time when {YOU/YOUR HOUSEHOLD} didn't pay the full amount of a gas, electricity, or oil bill because you didn't have enough money?
0	no
1	yes

#### H4EC14 - S12Q14 PAST 12 MON UTIL TURNED OFF-W3

Type	Code
Measurement Unit	numeric
H4EC14	14. In the past 12 months, was there a time when {YOU/YOUR HOUSEHOLD} had the service turned off by the gas or electric company, or the oil company wouldn't deliver, because payments were not made?
0	no
1	yes

#### H4EC15 - S12Q15 PAST YR WORRIED FOOD DEPLETED-W4

Type	Code
Measurement Unit	numeric
H4EC15	15. In the past 12 months, was there a time when {YOU/YOUR HOUSEHOLD WERE/WAS} worried whether food would run out before you would get money to buy more?
0	no
1	yes

#### H4EC16 - S12Q16 B AGE 18 HH MEM REC PUB ASSIST-W4

Type	Code
Measurement Unit	numeric
H4EC16	16. Before you were 18 years old, did anyone in your household ever receive public assistance, welfare payments, or food stamps?
0	no
1	yes

#### H4EC17 - S12Q17 HOW LONG HH MEM REC PUB ASSIST-W4

Type	Code
Measurement Unit	numeric

H4EC17	17. During how much of the time before you turned 18 did anyone in your household receive this kind of help [public assistance or welfare]?
1	only a very short time
2	less than half the time
3	about half the time
4	most of the time
5	practically all of the time

 H4EC18 - S12Q18 REC WELFARE/PUB ASSIST-W4

Type	Code
Measurement Unit	numeric
H4EC18	18. Between {1995/2002} and {2006/2007/2008}, did you or others in your household receive any public assistance, welfare payments, or food stamps?
0	no
1	yes

 H4EC19 - S12Q19 WHERE RESP IS ON LADDER-W4

Type	Code
Measurement Unit	numeric
H4EC19	19. Think of this ladder as representing where people stand in the United States. At the top of the ladder (step 10) are the people who have the most money and education, and the most respected jobs. At the bottom of the ladder (step 1) are the people who have the least money and education, and the least respected jobs or no job. Where would you place yourself on this ladder? Pick the number for the step that shows where you think you stand at this time in your life, relative to other people in the United States.
1	step 1
2	step 2
3	step 3
4	step 4
5	step 5
6	step 6
7	step 7
8	step 8
9	step 9

10 step 10

 H4RE1 - S13Q1 PRESENT RELIGION-W4

Type	Code
Measurement Unit	numeric
H4RE1	1. What is your present religion?
1	none/atheist/agnostic
2	Protestant (such as Assembly of God, Baptist, Lutheran, Methodist, Presbyterian, etc.)
3	Catholic
4	other Christian
5	Jewish
6	Buddhist
7	Hindu
8	Muslim
9	other

 H4RE2 - S13Q2 PRESENT RELIGION OTHR CHRISTIAN-W4

Type	Code
Measurement Unit	numeric
H4RE2	2. Is that a Christian religion?
0	no
1	yes

 H4RE3 - S13Q3 FUNDAMENTALIST/LIBERAL/PENTECTL-W4

Type	Code
Measurement Unit	numeric
H4RE3	3. Are you fundamentalist, evangelical, mainline, liberal, Pentecostal, or none of these?
1	Fundamentalist
2	Evangelical
3	Mainline
4	Liberal
5	Pentecostal

6	none of these
---	---------------

 H4RE4 - S13Q4 TRADITIONAL/MODERATE/LIBERAL-W4

Type	Code
Measurement Unit	numeric
H4RE4	4. Are you traditional, moderate, liberal, or none of these?
1	Traditional
2	Moderate
3	Liberal
4	none of these

 H4RE5 - S13Q5 ORTHODOX/CONSERVATIVE/REFORM-W4

Type	Code
Measurement Unit	numeric
H4RE5	5. Are you Orthodox, Conservative, Reform, or none of these?
1	Orthodox
2	Conservative
3	Reform
4	none of these

 H4RE6 - S13Q6 DENOMINATION-W4

Type	Code
Measurement Unit	numeric
H4RE6	6. What is your denomination?
1	Anabaptist
2	Anglican
3	Assembly of God
4	Baptist
5	Brethren
6	Charismatic
7	Christian
8	Christian and Missionary Alliance
9	Christian Science

---

10	Church of Christ
11	Church of England
12	Church of God
13	Church of the Nazarene
14	Congregational
15	Disciples of Christ
16	Episcopalian
17	Evangelical Covenant Church
18	Evangelical Free Church
19	Four-square Gospel
20	Free Methodist Church
21	Friends
22	Holiness
23	Independent
24	Jehovah's Witness
25	Just Christian
26	Just Protestant
27	Latter-Day Saints
28	Lutheran
29	Mennonite
30	Methodist
31	Mormon
32	Nondenominational or inter-denominational Protestant
33	Pentecostal
34	Presbyterian
35	Quaker
36	Reformed
37	Salvation Army
38	Unitarian
39	United Church of Christ

40	Universalist
41	Wesleyan Church
42	other

 H4RE7 - S13Q7 HAVE ATTENDED CHURCH/MOSQ/SYNG-W4

Type	Code
Measurement Unit	numeric
H4RE7	7. How often have you attended church, synagogue, temple, mosque, or religious services in the past 12 months?
0	never
1	a few times
2	once a month
3	2 or 3 times a month
4	once a week
5	more than once a week

 H4RE8 - S13Q8 PARTICIPATED CHURCH ACTIVITIES-W4

Type	Code
Measurement Unit	numeric
H4RE8	8. Many churches, synagogues, and other places of worship have special activities outside of regular worship services-such as classes, retreats, small groups, or choir. In the past 12 months, how often have you taken part in such activities?
0	never
1	a few times
2	once a month
3	2 or 3 times a month
4	once a week
5	more than once a week

 H4RE9 - S13Q9 HOW IMPORTANT RELIG FAITH-W4

Type	Code
Measurement Unit	numeric
H4RE9	9. How important (if at all) is your religious faith to you?
1	not important



2	somewhat important
3	very important
4	more important than anything else

 H4RE10 - S13Q10 HOW OFTEN PRAY IN PRIVATE-W4

Type	Code
Measurement Unit	numeric
H4RE10	10. How often do you pray privately, that is, when you're alone, in places other than a church, synagogue, temple, mosque, or religious assembly?
0	never
1	less than once a month
2	once a month
3	a few times a month
4	once a week
5	a few times a week
6	once a day
7	more than once a day

 H4RE11 - S13Q11 HOW OFTEN TURN RELIG FOR PROBS-W4

Type	Code
Measurement Unit	numeric
H4RE11	11. How often do you turn to your religious or spiritual beliefs for help when you have personal problems, or problems at school or work?
0	never
1	seldom
2	sometimes
3	often
4	very often

 H4MH1 - S14Q1 INTERRUPTD DURING 90 SEC RECALL-W4

Type	Code
Measurement Unit	numeric
H4MH1	1. Did any of the following happen: interruption during memory task?
0	no

1	yes
---	-----

 C4WD90\_1 - S14 # WORDS ON LIST RECALLED 90 SEC-W4

Type	Code
Measurement Unit	numeric
C4WD90_1	How many total words on the Word List did the respondent remember during the 90-second recall period?
0	0 words
1	1 word
2	2 words
3	3 words
4	4 words
5	5 words
6	6 words
7	7 words
8	8 words
9	9 words
10	10 words
11	11 words
12	12 words
13	13 words
14	14 words
15	15 words

 C4WD90\_2 - S14 # WORDS NOT ON LIST NAMED 90 SEC-W4

Type	Code
Measurement Unit	numeric
C4WD90_2	How many words not on the list did the respondent name?
0	0 words
1	1 word
2	2 words
3	3 words
4	4 words

5	5 words
6	6 words
7	7 words
8	8 words
9	9 words

 C4WD90\_3 - S14 # WORDS REPEATED 90 SEC-W4

Type	Code
Measurement Unit	numeric
C4WD90_3	How many total words did the respondent repeat?
0	0 words
1	1 word
2	2 words
3	3 words
4	4 words
5	5 words
6	6 words
7	7 words
8	8 words
9	9 words
10	10 words
11	11 words
12	12 words
13	13 words
14	14 words
15	15 words

 H4MH2 - S14Q2 HOW OFTEN FEEL ISOLATED-W4

Type	Code
Measurement Unit	numeric
H4MH2	2. How often do you feel isolated from others?
0	never

1	rarely
2	sometimes
3	often

 H4MH3 - S14Q3 LST MNTH UNABLE CONTROL THINGS-W4

Type	Code
Measurement Unit	numeric
H4MH3	3. In the last 30 days, how often have you felt that you were unable to control the important things in your life?
0	never
1	almost never
2	sometimes
3	fairly often
4	very often

 H4MH4 - S14Q4 LST MNTH CONF HANDLE PERS PROB-W4

Type	Code
Measurement Unit	numeric
H4MH4	4. In the last 30 days, how often have you felt confident in your ability to handle your personal problems?
0	never
1	almost never
2	sometimes
3	fairly often
4	very often

 H4MH5 - S14Q5 LST MNTH THINGS GOING YOUR WAY-W4

Type	Code
Measurement Unit	numeric
H4MH5	5. In the last 30 days, how often have you felt that things were going your way?
0	never
1	almost never
2	sometimes

3	fairly often
4	very often

 H4MH6 - S14Q6 LST MNTH DIFFICULTIES OVERWHELM-W4

Type	Code
Measurement Unit	numeric
H4MH6	6. In the last 30 days, how often have you felt that difficulties were piling up so high that you could not overcome them?
0	never
1	almost never
2	sometimes
3	fairly often
4	very often

 H4MH7 - S14Q7 COMPARED TO OTH HOW INTELLIGENT-W4

Type	Code
Measurement Unit	numeric
H4MH7	7. Compared to other people your age, how intelligent are you?
1	moderately below average
2	slightly below average
3	about average
4	slightly above average
5	moderately above average
6	extremely above average

 H4MH8 - S14Q8 COMPARED TO OTH HOW ATTRACTIVE-W4

Type	Code
Measurement Unit	numeric
H4MH8	8. How attractive are you?
1	very attractive
2	moderately attractive
3	slightly attractive
4	not at all attractive

 H4MH9 - S14Q9 NUMBER OF KIDS INTEND TO HAVE-W4

Type	Code
Measurement Unit	numeric
H4MH9	9. Including any children you may already have, how many children, in total, do you intend to have? Respondent should include children he or she intends to adopt or foster.
0	0 children
1	1 child
2	2 children
3	3 children
4	4 children
5	5 children
6	6 children
7	7 children
8	8 children
9	9 children
10	10 children

 H4MH10 - S14Q10 INTERRUPTD DURING 60 SEC RECALL-W4

Type	Code
Measurement Unit	numeric
H4MH10	10. Did any of the following happen: interruption during memory task?
0	no
1	yes
5	not asked on pretest

 C4WD60\_1 - S14 # WORDS ON LIST RECALLED 60 SEC-W4

Type	Code
Measurement Unit	numeric
C4WD60_1	How many total words on the Word List did the respondent remember during the 60-second recall period?
0	0 words
1	1 word
2	2 words

3	3 words
4	4 words
5	5 words
6	6 words
7	7 words
8	8 words
9	9 words
10	10 words
11	11 words
12	12 words
13	13 words
14	14 words
15	15 words

 C4WD60\_2 - S14 # WORDS NOT ON LIST NAMED 60 SEC-W4

Type	Code
Measurement Unit	numeric
C4WD60_2	How many words not on the list did the respondent name?
0	0 words
1	1 word
2	2 words
3	3 words
4	4 words
5	5 words
6	6 words
7	7 words
8	8 words
9	9 words

 C4WD60\_3 - S14 # WORDS REPEATED 60 SEC-W4

Type	Code
Measurement Unit	numeric

C4WD60_3		How many total words did the respondent repeat?
0	0 words	
1	1 word	
2	2 words	
3	3 words	
4	4 words	
5	5 words	
6	6 words	
7	7 words	
8	8 words	
9	9 words	
10	10 words	
11	11 words	
12	12 words	
13	13 words	
14	14 words	
15	15 words	

 H4MH11A - S14Q11A NUMBER STRING/2-4-W4

Type	Code
Measurement Unit	numeric
H4MH11A	11A. 2-4 (4-2) Did respondent accurately repeat the set backwards?
0	no
1	yes

 H4MH11B - S14Q11B NUMBER STRING/5-7-W4

Type	Code
Measurement Unit	numeric
H4MH11B	11B. 5-7 (7-5) Did respondent accurately repeat the set backwards?
0	no
1	yes

 H4MH12A - S14Q12A NUMBER STRING/6-2-9-W4



Type	Code
Measurement Unit	numeric
H4MH12A	12A. 6-2-9 (9-2-6) Did respondent accurately repeat the set backwards?
0	no
1	yes

 H4MH12B - S14Q12B NUMBER STRING/4-1-5-W4

Type	Code
Measurement Unit	numeric
H4MH12B	12B. 4-1-5 (5-1-4) Did respondent accurately repeat the set backwards?
0	no
1	yes

 H4MH13A - S14Q13A NUMBER STRING/3-2-7-9-W4

Type	Code
Measurement Unit	numeric
H4MH13A	13A. 3-2-7-9 (9-7-2-3) Did respondent accurately repeat the set backwards?
0	no
1	yes

 H4MH13B - S14Q13B NUMBER STRING/4-9-6-8-W4

Type	Code
Measurement Unit	numeric
H4MH13B	13B. 4-9-6-8 (8-6-9-4) Did respondent accurately repeat the set backwards?
0	no
1	yes

 H4MH14A - S14Q14A NUMBER STRING/1-5-2-8-6-W4

Type	Code
Measurement Unit	numeric
H4MH14A	14A. 1-5-2-8-6 (6-8-2-5-1) Did respondent accurately repeat the set backwards?
0	no
1	yes

 H4MH14B - S14Q14B NUMBER STRING/6-1-8-4-3-W4

Type	Code
Measurement Unit	numeric
H4MH14B	14B. 6-1-8-4-3 (3-4-8-1-6) Did respondent accurately repeat the set backwards
0	no
1	yes

 H4MH15A - S14Q15A NUMBER STRING/5-3-9-4-1-8-W4

Type	Code
Measurement Unit	numeric
H4MH15A	15A. 5-3-9-4-1-8 (8-1-4-9-3-5) Did respondent accurately repeat the set backwards?
0	no
1	yes

 H4MH15B - S14Q15B NUMBER STRING/7-2-4-8-5-6-W4

Type	Code
Measurement Unit	numeric
H4MH15B	15B. 7-2-4-8-5-6 (6-5-8-4-2-7) Did respondent accurately repeat the set backwards?
0	no
1	yes

 H4MH16A - S14Q16A NUMBER STRING/8-1-2-9-3-6-5-W4

Type	Code
Measurement Unit	numeric
H4MH16A	16A. 8-1-2-9-3-6-5 (5-6-3-9-2-1-8) Did respondent accurately repeat the set backwards?
0	no
1	yes

 H4MH16B - S14Q16B NUMBER STRING/4-7-3-9-1-2-8-W4

Type	Code
Measurement Unit	numeric
H4MH16B	16B. 4-7-3-9-1-2-8 (8-2-1-9-3-7-4) Did respondent accurately repeat the set backwards?

0	no
1	yes

 H4MH17A - S14Q17A NUMBER STRING/9-4-3-7-6-2-5-8-W4

Type	Code
Measurement Unit	numeric
H4MH17A	17A. 9-4-3-7-6-2-5-8 (8-5-2-6-7-3-4-9) Did respondent accurately repeat the set backwards?
0	no
1	yes

 H4MH17B - S14Q17B NUMBER STRING/7-2-8-1-9-6-5-3-W4

Type	Code
Measurement Unit	numeric
H4MH17B	17B. 7-2-8-1-9-6-5-3 (3-5-6-9-1-8-2-7) Did respondent accurately repeat the set backwards?
0	no
1	yes

 C4NUMSCR - TOTAL SCORE ON NUMBER RECALL TASK-W4

Type	Code
Measurement Unit	numeric
C4NUMSCR	Total Score on Number Recall Task
0	0
1	1
2	2
3	3
4	4
5	5
6	6
7	7

 H4MH18 - S14Q18 PAST 7 DAYS BOTHERED BY THINGS-W4

Type	Code
Measurement Unit	numeric

H4MH18	18. How often was the following true during the past seven days? You were bothered by things that usually don't bother you.
0	never or rarely
1	sometimes
2	a lot of the time
3	most of the time or all of the time

 H4MH19 - S14Q19 PAST 7 DAYS SHAKE OFF BLUES-W4

Type	Code
Measurement Unit	numeric
H4MH19	19. How often was the following true during the past seven days? You could not shake off the blues, even with help from your family and your friends.
0	never or rarely
1	sometimes
2	a lot of the time
3	most of the time or all of the time


 H4MH20 - S14Q20 PAST 7 DAYS FELT AS GOOD OTHRS-W4

Type	Code
Measurement Unit	numeric
H4MH20	20. How often was the following true during the past seven days? You felt you were just as good as other people.
0	never or rarely
1	sometimes
2	a lot of the time
3	most of the time or all of the time

 H4MH21 - S14Q21 PAST 7 DAYS TROUBL CONCENTRTNG-W4

Type	Code
Measurement Unit	numeric
H4MH21	21. How often was the following true during the past seven days? You had trouble keeping your mind on what you were doing.
0	never or rarely
1	sometimes
2	a lot of the time

3	most of the time or all of the time
---	-------------------------------------

 H4MH22 - S14Q22 PAST 7 DAYS FELT DEPRESSED-W4

Type	Code
Measurement Unit	numeric
H4MH22	22. How often was the following true during the past seven days? You felt depressed.
0	never or rarely
1	sometimes
2	a lot of the time
3	most of the time or all of the time

 H4MH23 - S14Q23 PAST 7 DAYS FELT TOO TIRED-W4

Type	Code
Measurement Unit	numeric
H4MH23	23. How often was the following true during the past seven days? You felt that you were too tired to do things.
0	never or rarely
1	sometimes
2	a lot of the time
3	most of the time or all of the time

 H4MH24 - S14Q24 PAST 7 DAYS FELT HAPPY-W4

Type	Code
Measurement Unit	numeric
H4MH24	24. How often was the following true during the past seven days? You felt happy.
0	never or rarely
1	sometimes
2	a lot of the time
3	most of the time or all of the time

 H4MH25 - S14Q25 PAST 7 DAYS ENJOYED LIFE-W4

Type	Code
Measurement Unit	numeric

H4MH25	25. How often was the following true during the past seven days? You enjoyed life.
0	never or rarely
1	sometimes
2	a lot of the time
3	most of the time or all of the time

 H4MH26 - S14Q26 PAST 7 DAYS FELT SAD-W4

Type	Code
Measurement Unit	numeric
H4MH26	26. How often was the following true during the past seven days? You felt sad.
0	never or rarely
1	sometimes
2	a lot of the time
3	most of the time or all of the time

 H4MH27 - S14Q27 PAST 7 DAYS FELT DISLIKED-W4

Type	Code
Measurement Unit	numeric
H4MH27	27. How often was the following true during the past seven days? You felt that people disliked you.
0	never or rarely
1	sometimes
2	a lot of the time
3	most of the time or all of the time

 H4MH28 - S14Q28 FEEL TREATED W/ LESS RESPECT-W4

Type	Code
Measurement Unit	numeric
H4MH28	28. In your day-to-day life, how often do you feel you have been treated with less respect or courtesy than other people?
0	never
1	rarely
2	sometimes

3	often
---	-------

 H4MH29 - S14Q29 REASON TREATED LESS RESPECT-W4

Type	Code
Measurement Unit	numeric
H4MH29	29. What do you think was the main reason for these experiences? Choose only one reason.
1	your ancestry or national origin
2	your gender
3	your race
4	your age
5	your religion
6	your height or weight
7	your shade of skin color
8	your sexual orientation
9	your education or income
10	a physical disability
11	other

 H4SE1 - S15Q1 THOUGHT ABOUT SUICIDE PST YR-W4

Type	Code
Measurement Unit	numeric
H4SE1	1. During the past 12 months, have you ever seriously thought about committing suicide?
0	no
1	yes

 H4SE2 - S15Q2 NO TIMES ATTEMPT SUICIDE PST YR-W4

Type	Code
Measurement Unit	numeric
H4SE2	2. During the past 12 months, how many times have you actually attempted suicide?
0	none
1	once

2	twice
3	3 or 4 times
4	5 or more times

 H4SE3 - S15Q3 SUICIDE ATTEMPT CAUSE INJURY-W4

Type	Code
Measurement Unit	numeric
H4SE3	3. Did any [suicide] attempt result in an injury, poisoning, or overdose that had to be treated by a doctor or nurse?
0	no
1	yes

 H4SE4 - S15Q4 FAMILY/FRNDS ATTEMPT SUICIDE-W4

Type	Code
Measurement Unit	numeric
H4SE4	4. During the past 12 months, have any of your family or friends tried to kill themselves?
0	no
1	yes

 H4SE5 - S15Q5 FAMILY/FRND KILLED BY SUICIDE-W4

Type	Code
Measurement Unit	numeric
H4SE5	5. Have any of them died as a result [of attempting suicide]?
0	no
1	yes

 H4SE6 - S15Q6 EVER HAVE VAGINAL SEX-W4

Type	Code
Measurement Unit	numeric
H4SE6	6. Have you ever had vaginal intercourse? (Vaginal intercourse is when a man inserts his penis into a woman's vagina.)
0	no
1	yes

 H4SE7 - S15Q7 AGE FIRST TIME VAGINAL SEX-W4



Type	Numeric (Double)
H4SE7	7. How old were you the first time you ever had vaginal intercourse?

#### H4SE8 - S15Q8 NUM PARTNERS VAGINAL SEX-W4

Type	Numeric (Double)
H4SE8	8. With how many partners have you ever had vaginal intercourse, even if only once?

#### H4SE9 - S15Q9 EVER HAD ORAL SEX-W4

Type	Code
Measurement Unit	numeric
H4SE9	9. Have you ever had oral sex? That is, has a partner ever put his/her mouth on your sex organs or you put your mouth on his/her sex organs?
0	no
1	yes

#### H4SE10 - S15Q10 AGE 1ST TIME HAD ORAL SEX-W4

Type	Numeric (Double)
H4SE10	10. How old were you the very first time you had oral sex?

#### H4SE11 - S15Q11 EVER HAD ANAL INTERCOURSE-W4

Type	Code
Measurement Unit	numeric
H4SE11	11. Have you ever had anal intercourse? (By anal intercourse, we mean when a man inserts his penis into his partner's anus or butt hole.)
0	no
1	yes

#### H4SE12 - S15Q12 AGE 1ST ANAL INTERCOURSE-W4

Type	Numeric (Double)
H4SE12	12. How old were you the very first time you had anal intercourse?

#### H4SE13 - S15Q13 NO MALE PARTNER EVER HAD-W4

Type	Numeric (Double)
H4SE13	13. Considering all types of sexual activity, with how many male partners have you ever had sex?

#### H4SE14 - S15Q14 BEST EST NO MALE PARTNERS-W4

Type	Code
Measurement Unit	numeric
H4SE14	14. What is your best estimate, is it:
0	0 partners
1	1 to 4 partners
2	5 to 10 partners
3	11 to 20 partners
4	21 to 30 partners
5	more than 30 partners

 H4SE15 - S15Q15 NO MALE PTNR BFORE 18-W4

Type	Numeric (Double)
H4SE15	15. Considering all types of sexual activity, with how many male partners did you have sex before you were 18 years old, even if only one time?

 H4SE16 - S15Q16 BEST EST NO MALE PTNR BFORE 18-W4

Type	Code
Measurement Unit	numeric
H4SE16	16. What is your best estimate, is it:
0	0 partners
1	1 to 4 partners
2	5 to 10 partners
3	11 to 20 partners
4	21 to 30 partners
5	more than 30 partners

 H4SE17 - S15Q17 NO MALE PTNR LST YR -W4

Type	Numeric (Double)
H4SE17	17. Considering all types of sexual activity, with how many male partners have you had sex in the past 12 months, even if only one time?

 H4SE18 - S15Q18 BEST EST NO MALE PTNR LST YR -W4

Type	Code
Measurement Unit	numeric
H4SE18	18. What is your best estimate, is it:

0	0 partners
1	1 to 4 partners
2	5 to 10 partners
3	11 to 20 partners
5	more than 30 partners

 H4SE19 - S15Q19 NO FEMALE PRTNRS EVER HAD-W4

Type	Numeric (Double)
H4SE19	19. Considering all types of sexual activity, with how many female partners have you ever had sex?

 H4SE20 - S15Q20 EST NO FEMALE PTNRS EVER HAD-W4

Type	Code
Measurement Unit	numeric
H4SE20	20. What is your best estimate, is it:
0	0 partners
1	1 to 4 partners
2	5 to 10 partners
3	11 to 20 partners
4	21 to 30 partners
5	more than 30 partners

 H4SE21 - S15Q21 NO FEMALE PTNR BEFORE 18-W4

Type	Numeric (Double)
H4SE21	21. Considering all types of sexual activity, with how many female partners did you have sex before you were 18 years old, even if only one time?

 H4SE22 - S15Q22 EST NO FEMALE PTNR BEFORE 18-W4

Type	Code
Measurement Unit	numeric
H4SE22	22. What is your best estimate, is it:
0	0 partners
1	1 to 4 partners
2	5 to 10 partners
3	11 to 20 partners

4	21 to 30 partners
5	more than 30 partners

 H4SE23 - S15Q23 NO FEM PTNR LST YR-W4

Type	Numeric (Double)
H4SE23	23. Considering all types of sexual activity, with how many female partners have you had sex in the past 12 months?

 H4SE24 - S15Q24 BEST EST NO FEM PTNR LST YR-W4

Type	Code
Measurement Unit	numeric
H4SE24	24. What is your best estimate, is it:
0	0 partners
1	1 to 4 partners
2	5 to 10 partners
3	11 to 20 partners
4	21 to 30 partners
5	more than 30 partners

 H4SE25 - S15Q25 NO SEX PTNR ONLY 1 OCCASSION-W4

Type	Numeric (Double)
H4SE25	25. Considering all types of sexual activity, with how many partners, male or female, have you had sex on one and only one occasion?

 H4SE26A - S15Q26A PST 12 MTHS-USE CONDOMS-W4

Type	Code
Measurement Unit	numeric
H4SE26A	26A. In the past 12 months, did you or your partner(s) use any of these methods for birth control or disease prevention? Select all that apply. condoms (rubbers)
0	not selected
1	selected

 H4SE26B - S15Q26B PST 12 MTHS-USE FMALE CONDOMS-W4

Type	Code
Measurement Unit	numeric

H4SE26B	26B. In the past 12 months, did you or your partner(s) use any of these methods for birth control or disease prevention? Select all that apply. female condom
0	not selected
1	selected

 H4SE26C - S15Q26C PST 12 MOS-ORAL BIRTH CONTROL-W4

Type	Code
Measurement Unit	numeric
H4SE26C	26C. In the past 12 months, did you or your partner(s) use any of these methods for birth control or disease prevention? Select all that apply. birth control pills
0	not selected
1	selected

 H4SE26D - S15Q26D PST 12 MTHS-BRTH CTRL INJECT-W4

Type	Code
Measurement Unit	numeric
H4SE26D	26D. In the past 12 months, did you or your partner(s) use any of these methods for birth control or disease prevention? Select all that apply. shot (Depo-Provera)
0	not selected
1	selected

 H4SE26E - S15Q26E PST 12 MTHS-EMERG CNTRCPTN-W4

Type	Code
Measurement Unit	numeric
H4SE26E	26E. In the past 12 months, did you or your partner(s) use any of these methods for birth control or disease prevention? Select all that apply. emergency contraception or 'morning after' pill
0	not selected
1	selected

 H4SE26F - S15Q26F PST 12 MTHS-BRTH CTRL IMPLANT-W4

Type	Code
Measurement Unit	numeric

H4SE26F	26F. In the past 12 months, did you or your partner(s) use any of these methods for birth control or disease prevention? Select all that apply. Norplant
0	not selected
1	selected

 H4SE26G - S15Q26G PST 12 MTHS-DIAPHRAGM-W4

Type	Code
Measurement Unit	numeric
H4SE26G	26G. In the past 12 months, did you or your partner(s) use any of these methods for birth control or disease prevention? Select all that apply. diaphragm, cap or shield
0	not selected
1	selected

 H4SE26H - S15Q26H PST 12 MTHS-IUD-W4

Type	Code
Measurement Unit	numeric
H4SE26H	26H. In the past 12 months, did you or your partner(s) use any of these methods for birth control or disease prevention? Select all that apply. IUD (intrauterine device), coil, loop
0	not selected
1	selected


 H4SE26I - S15Q26I PST 12 MTHS-NTRL FAM PLANNING-W4

Type	Code
Measurement Unit	numeric
H4SE26I	26I. In the past 12 months, did you or your partner(s) use any of these methods for birth control or disease prevention? Select all that apply. natural family planning (safe periods by temperature, cervical mucus test)
0	not selected
1	selected

 H4SE26J - S15Q26J PST 12 MTHS-WITHDRAWAL METHOD-W4

Type	Code
Measurement Unit	numeric

H4SE26J	26J. In the past 12 months, did you or your partner(s) use any of these methods for birth control or disease prevention? Select all that apply. withdrawal (pulling out)
0	not selected
1	selected

 H4SE26K - S15Q26K PST 12 MTHS-RHYTHM METHOD-W4

Type	Code
Measurement Unit	numeric
H4SE26K	26K. In the past 12 months, did you or your partner(s) use any of these methods for birth control or disease prevention? Select all that apply. rhythm or safe period by calendar
0	not selected
1	selected

 H4SE26L - S15Q26L PST 12 MTHS-VAGINAL SPONGE-W4

Type	Code
Measurement Unit	numeric
H4SE26L	26L. In the past 12 months, did you or your partner(s) use any of these methods for birth control or disease prevention? Select all that apply. vaginal sponge
0	not selected
1	selected

 H4SE26M - S15Q26M PST 12 MTHS-SPERMICIDE CRM-W4

Type	Code
Measurement Unit	numeric
H4SE26M	26M. In the past 12 months, did you or your partner(s) use any of these methods for birth control or disease prevention? Select all that apply. spermicide foam, jelly, creme, suppositories
0	not selected
1	selected

 H4SE26N - S15Q26N PST 12 MTHS-RING-W4

Type	Code
Measurement Unit	numeric

H4SE26N	26N. In the past 12 months, did you or your partner(s) use any of these methods for birth control or disease prevention? Select all that apply. ring (NuvaRing)
0	not selected
1	selected

 H4SE26O - S15Q26O PST 12 MTHS-CONTRACPTVE PTCH-W4

Type	Code
Measurement Unit	numeric
H4SE26O	26O. In the past 12 months, did you or your partner(s) use any of these methods for birth control or disease prevention? Select all that apply. Patch (Ortho Evra)
0	not selected
1	selected

 H4SE26P - S15Q26P PST 12 MTHS-CONTRACPTVE FILM-W4

Type	Code
Measurement Unit	numeric
H4SE26P	26P. In the past 12 months, did you or your partner(s) use any of these methods for birth control or disease prevention? Select all that apply. contraceptive film
0	not selected
1	selected

 H4SE26Q - S15Q26Q PST 12 MTHS-EMERG IUD INSERT-W4

Type	Code
Measurement Unit	numeric
H4SE26Q	26Q. In the past 12 months, did you or your partner(s) use any of these methods for birth control or disease prevention? Select all that apply. emergency IUD insertion
0	not selected
1	selected

 H4SE26R - S15Q26R PST 12 MTHS-PARTNER VASECTOMY-W4

Type	Code
Measurement Unit	numeric



H4SE26R	26R. In the past 12 months, did you or your partner(s) use any of these methods for birth control or disease prevention? Select all that apply. Vasectomy
0	not selected
1	selected

 H4SE26S - S15Q26S PST 12 MTHS-TUBAL LIGATION-W4

Type	Code
Measurement Unit	numeric
H4SE26S	26S. In the past 12 months, did you or your partner(s) use any of these methods for birth control or disease prevention? Select all that apply. tubal ligation/sterilization
0	not selected
1	selected

 H4SE26T - S15Q26T PST 12 MTHS-OTHR CONTRACEPTVE-W4

Type	Code
Measurement Unit	numeric
H4SE26T	26T. In the past 12 months, did you or your partner(s) use any of these methods for birth control or disease prevention? Select all that apply. some other method
0	not selected
1	selected

 H4SE26U - S15Q26U PST 12 MTHS ARVS USED-W4

Type	Code
Measurement Unit	numeric
H4SE26U	26U. In the past 12 months, did you or your partner(s) use any of these methods for birth control or disease prevention? Select all that apply. Anti-retroviral or HIV/AIDS drugs
0	not selected
1	selected

 H4SE26V - S15Q26V PST 12 MTHS NO METHOD USED-W4

Type	Code
Measurement Unit	numeric

H4SE26V	26V. In the past 12 months, did you or your partner(s) use any of these methods for birth control or disease prevention? Select all that apply. no method used
0	not selected
1	selected

#### H4SE27 - S15Q27 SEX W/ MORE 1 PTNR SAME TIME-W4

Type	Code
Measurement Unit	numeric
H4SE27	27. In the past 12 months, did you have sex with more than one partner at around the same time?
0	no
1	yes

#### H4SE28 - S15Q28 TX PAID FOR SEX/ WAS PAID SEX-W4

Type	Code
Measurement Unit	numeric
H4SE28	28. In the past 12 months, how many times have you paid someone to have sex with you or has someone paid you to have sex with them?
0	none
1	1 to 2 times
2	3 to 10 times
3	11 to 25 times
4	26 or more times

#### H4SE29 - S15Q29 ROMANTIC ATTRACT TO FEMALES-W4

Type	Code
Measurement Unit	numeric
H4SE29	29. Are you romantically attracted to females?
0	no
1	yes

#### H4SE30 - S15Q30 ROMANTIC ATTRACT TO MALE-W4

Type	Code
Measurement Unit	numeric
H4SE30	30. Are you romantically attracted to males?

0	no
1	yes

 H4SE31 - S15Q31 SEXUAL SELF DEFINITION-W4

Type	Code
Measurement Unit	numeric
H4SE31	31. Please choose the description that best fits how you think about yourself
1	100% heterosexual (straight)
2	mostly heterosexual (straight), but somewhat attracted to people of your own sex
3	bisexual that is, attracted to men and women equally
4	mostly homosexual (gay), but somewhat attracted to people of the opposite sex
5	100% homosexual (gay)
6	not sexually attracted to either males or females

 H4SE32 - S15Q32 EVER NON-PHYS FORCED SEX-W4

Type	Code
Measurement Unit	numeric
H4SE32	32. Have you ever been forced, in a non-physical way, to have any type of sexual activity against your will? For example, through verbal pressure, threats of harm, or by being given alcohol or drugs? Do not include any experiences with a parent or adult caregiver.
0	no
1	yes

 H4SE33 - S15Q33 AGE 1ST NON-PHYS FORCED SEX-W4

Type	Numeric (Double)
H4SE33	33. How old were you the first or only time this happened?

 H4SE34 - S15Q34 EVER PHYS FORCED TO HAVE SEX-W4

Type	Code
Measurement Unit	numeric
H4SE34	34. Have you ever been physically forced to have any type of sexual activity against your will? Do not include any experiences with a parent or adult caregiver.

0	no
1	yes

 H4SE35 - S15Q35 AGE 1ST TIME PHYS FORCED SEX-W4

Type	Numeric (Double)
H4SE35	35. How old were you the first or only time this happened?

 H4SE36A - S15Q36A EVER DIAGNOSED-CHLAMYDIA-W4

Type	Code
Measurement Unit	numeric
H4SE36A	36A. Have you ever been told by a doctor, nurse, or other health professional that you had the following sexually transmitted disease? Select all of the diseases you have had. Chlamydia
0	not selected
1	selected

 H4SE36B - S15Q36B EVER DIAGNOSED-GONORRHEA-W4

Type	Code
Measurement Unit	numeric
H4SE36B	36B. Have you ever been told by a doctor, nurse, or other health professional that you had the following sexually transmitted disease? Select all of the diseases you have had. Gonorrhea
0	not selected
1	selected

 H4SE36C - S15Q36C EVER DIAGNOSED-TRICHOMONIASIS-W4

Type	Code
Measurement Unit	numeric
H4SE36C	36C. Have you ever been told by a doctor, nurse, or other health professional that you had the following sexually transmitted disease? Select all of the diseases you have had. Trichomoniasis
0	not selected
1	selected

 H4SE36D - S15Q36D EVER DIAGNOSED-SYPHILIS-W4

Type	Code
Measurement Unit	numeric

H4SE36D	36D. Have you ever been told by a doctor, nurse, or other health professional that you had the following sexually transmitted disease? Select all of the diseases you have had. Syphilis
0	not selected
1	selected

#### H4SE36E - S15Q36E EVER DIAGNOSED-GENITAL HERPES-W4

Type	Code
Measurement Unit	numeric
H4SE36E	36E. Have you ever been told by a doctor, nurse, or other health professional that you had the following sexually transmitted disease? Select all of the diseases you have had. Genital herpes
0	not selected
1	selected

#### H4SE36F - S15Q36F EVER DIAGNOSED-GENITAL WARTS-W4

Type	Code
Measurement Unit	numeric
H4SE36F	36F. Have you ever been told by a doctor, nurse, or other health professional that you had the following sexually transmitted disease? Select all of the diseases you have had. Genital warts
0	not selected
1	selected

#### H4SE36G - S15Q36G EVER DIAGNOSED-HEPATITIS B-W4

Type	Code
Measurement Unit	numeric
H4SE36G	36G. Have you ever been told by a doctor, nurse, or other health professional that you had the following sexually transmitted disease? Select all of the diseases you have had. Hepatitis B (HBV)
0	not selected
1	selected

#### H4SE36H - S15Q36H EVER DX-HUMAN PAPILLOMA VIRUS-W4

Type	Code
Measurement Unit	numeric

H4SE36H	36H. Have you ever been told by a doctor, nurse, or other health professional that you had the following sexually transmitted disease? Select all of the diseases you have had. Human papilloma virus (HPV)
0	not selected
1	selected

 H4SE36I - S15Q36I EVER DX-PELVIC INFLAM DISEASE-W4

Type	Code
Measurement Unit	numeric
H4SE36I	36I. Have you ever been told by a doctor, nurse, or other health professional that you had the following sexually transmitted disease? Select all of the diseases you have had. Pelvic inflammatory disease (PID)
0	not selected
1	selected

 H4SE36J - S15Q36J EVER DX-CERVICITIS OR MPC-W4

Type	Code
Measurement Unit	numeric
H4SE36J	36J. Have you ever been told by a doctor, nurse, or other health professional that you had the following sexually transmitted disease? Select all of the diseases you have had. Cervicitis or mucopurulent cervicitis (MPC)
0	not selected
1	selected

 H4SE36K - S15Q36K EVER DX-URETHRITIS (NGU)-W4

Type	Code
Measurement Unit	numeric
H4SE36K	36K. Have you ever been told by a doctor, nurse, or other health professional that you had the following sexually transmitted disease? Select all of the diseases you have had. Urethritis
0	not selected
1	selected

 H4SE36L - S15Q36L EVER DIAGNOSED-VAGINITIS-W4

Type	Code
Measurement Unit	numeric

H4SE36L	36L. Have you ever been told by a doctor, nurse, or other health professional that you had the following sexually transmitted disease? Select all of the diseases you have had. Vaginitis
0	not selected
1	selected

#### H4SE36M - S15Q36M EVER DIAGNOSED-HIV/AIDS-W4

Type	Code
Measurement Unit	numeric
H4SE36M	36M. Have you ever been told by a doctor, nurse, or other health professional that you had the following sexually transmitted disease? Select all of the diseases you have had. HIV infection or AIDS
0	not selected
1	selected

#### H4SE36N - S15Q36N EVER DIAGNOSED-ANY OTHER STD-W4

Type	Code
Measurement Unit	numeric
H4SE36N	36N. Have you ever been told by a doctor, nurse, or other health professional that you had the following sexually transmitted disease? Select all of the diseases you have had. Any other sexually transmitted disease
0	not selected
1	selected

#### H4SE36O - S15Q36O NEVER HAD STD-W4

Type	Code
Measurement Unit	numeric
H4SE36O	36O. Have you ever been told by a doctor, nurse, or other health professional that you had the following sexually transmitted disease? Select all of the diseases you have had. Have had no sexually transmitted disease
0	not selected
1	selected

#### H4SE37A - S15Q37A DX LST YR-CHLAMYDIA-W4

Type	Code
Measurement Unit	numeric

H4SE37A	37A. In the past 12 months, have you been told by a doctor, nurse, or other health professional that you had the following sexually transmitted disease? Select all of the diseases you have had. Chlamydia
0	not selected
1	selected

 H4SE37B - S15Q37B DX LST YR-GONORRHEA-W4

Type	Code
Measurement Unit	numeric
H4SE37B	37B. In the past 12 months, have you been told by a doctor, nurse, or other health professional that you had the following sexually transmitted disease? Select all of the diseases you have had. Gonorrhea
0	not selected
1	selected

 H4SE37C - S15Q37C DX LST YR-TRICHOMONIASIS-W4

Type	Code
Measurement Unit	numeric
H4SE37C	37C. In the past 12 months, have you been told by a doctor, nurse, or other health professional that you had the following sexually transmitted disease? Select all of the diseases you have had. Trichomoniasis
0	not selected
1	selected

 H4SE37D - S15Q37D DX LST YR-SYPHILIS-W4

Type	Code
Measurement Unit	numeric
H4SE37D	37D. In the past 12 months, have you been told by a doctor, nurse, or other health professional that you had the following sexually transmitted disease? Select all of the diseases you have had. Syphilis
0	not selected
1	selected

 H4SE37E - S15Q37E DX LST YR-GENITAL HERPES-W4

Type	Code
Measurement Unit	numeric



H4SE37E	37E. In the past 12 months, have you been told by a doctor, nurse, or other health professional that you had the following sexually transmitted disease? Select all of the diseases you have had. Genital herpes
0	not selected
1	selected

 H4SE37F - S15Q37F DX LST YR-GENITAL WARTS-W4

Type	Code
Measurement Unit	numeric
H4SE37F	37F. In the past 12 months, have you been told by a doctor, nurse, or other health professional that you had the following sexually transmitted disease? Select all of the diseases you have had. Genital warts
0	not selected
1	selected

 H4SE37G - S15Q37G DX LST YR-HEPATITIS B-W4

Type	Code
Measurement Unit	numeric
H4SE37G	37G. In the past 12 months, have you been told by a doctor, nurse, or other health professional that you had the following sexually transmitted disease? Select all of the diseases you have had. hepatitis B (HBV)
0	not selected
1	selected

 H4SE37H - S15Q37H DX LST YR-HUM PAPILLOMA VIRUS-W4

Type	Code
Measurement Unit	numeric
H4SE37H	37H. In the past 12 months, have you been told by a doctor, nurse, or other health professional that you had the following sexually transmitted disease? Select all of the diseases you have had. Human papilloma virus (HPV)
0	not selected
1	selected

 H4SE37I - S15Q37I DX LST YR-PELV INFLAM DISEASE-W4

Type	Code
Measurement Unit	numeric

H4SE37I	37I. In the past 12 months, have you been told by a doctor, nurse, or other health professional that you had the following sexually transmitted disease? Select all of the diseases you have had. Pelvic inflammatory disease (PID)
0	not selected
1	selected

 H4SE37J - S15Q37J DX LST YR-CERVICITIS OR MPC-W4

Type	Code
Measurement Unit	numeric
H4SE37J	37J. In the past 12 months, have you been told by a doctor, nurse, or other health professional that you had the following sexually transmitted disease? Select all of the diseases you have had. Cervicitis or mucopurulent cervicitis (MPC)
0	not selected
1	selected

 H4SE37K - S15Q37K DX LST YR-URETHRITIS (NGU)-W4

Type	Code
Measurement Unit	numeric
H4SE37K	37K. In the past 12 months, have you been told by a doctor, nurse, or other health professional that you had the following sexually transmitted disease? Select all of the diseases you have had. Urethritis
0	not selected
1	selected

 H4SE37L - S15Q37L DX LST YR-VAGINITIS-W4

Type	Code
Measurement Unit	numeric
H4SE37L	37L. In the past 12 months, have you been told by a doctor, nurse, or other health professional that you had the following sexually transmitted disease? Select all of the diseases you have had. Vaginitis
0	not selected
1	selected

 H4SE37M - S15Q37M DX LST YR-HIV/AIDS-W4

Type	Code
Measurement Unit	numeric

H4SE37M	37M. In the past 12 months, have you been told by a doctor, nurse, or other health professional that you had the following sexually transmitted disease? Select all of the diseases you have had. HIV infection or AIDS
0	not selected
1	selected

 H4SE37N - S15Q37N DX LST YR-ANY OTHER STD-W4

Type	Code
Measurement Unit	numeric
H4SE37N	37N. In the past 12 months, have you been told by a doctor, nurse, or other health professional that you had the following sexually transmitted disease? Select all of the diseases you have had. Any other sexually transmitted disease
0	not selected
1	selected

 H4SE37O - S15Q37O DX LST YR-HAD NO STD-W4

Type	Code
Measurement Unit	numeric
H4SE37O	37O. In the past 12 months, have you been told by a doctor, nurse, or other health professional that you had the following sexually transmitted disease? Select all of the diseases you have had. Have had no sexually transmitted disease
0	not selected
1	selected

 H4TR1 - S16AQ1 # PARTNER EVER MARRIED-W4

Type	Code
Measurement Unit	numeric
H4TR1	1. How many persons have you ever married? Be sure to include your current spouse if you are married now.
0	0 persons
1	1 person
2	2 persons
3	3 persons
4	4 persons

 H4TR2 - S16AQ2 # OTHR PARTNER EVR LIVED WITH-W4

Type	Code
Measurement Unit	numeric
H4TR2	2. [If Q1=0] ask: How many romantic or sexual partners have you ever lived with for one month or more? By 'lived with' we mean that neither of you kept a separate residence while you were living together. [If Q1>0] ask: Not counting the {fill Q1} (partner/partners) you married, how many other romantic or sexual partners have you ever lived with for one month or more? By 'lived with' we mean that neither of you kept a separate residence while you were living together.
0	0 partners
1	1 partner
2	2 partners
3	3 partners
4	4 partners
5	5 partners
6	6 partners
7	7 partners
8	8 partners
10	10 partners
12	12 partners
13	13 partners
15	15 partners
20	20 partners

 H4TR3 - S16AQ3 # OTHR PARTNER RESULT IN PREG-W4

Type	Code
Measurement Unit	numeric

H4TR3	3. [If Q1 + Q2=0]: With how many persons have you ever had a romantic relationship or sexual encounter that resulted in a pregnancy? [If Q1>0 and Q2>0]: {Not counting the {fill Q1} (partner/partners) you married or the {fill Q2} (partner/partners) you lived with, with how many other persons have you ever had a romantic relationship or sexual encounter that resulted in a pregnancy? [If Q1>0 and Q2=0]: Not counting the {fill Q1} (partner/partners) you married how many other persons have you ever had a romantic relationship or sexual encounter that resulted in a pregnancy? [If Q1=0 and Q2>0]: Not counting the {fill Q2} (partner/partners) you lived with, with how many other persons have you ever had a romantic relationship or sexual encounter that resulted in a pregnancy?
0	0 persons
1	1 person
2	2 persons
3	3 persons
4	4 persons
5	5 persons
6	6 persons
7	7 persons
8	8 persons
9	9 persons
10	10 persons
11	11 persons
15	15 persons

 H4TR4 - S16AQ4 # OTHR PARTNER CURRENT DATING-W4

Type	Code
Measurement Unit	numeric
H4TR4	4. [If Q1 + Q2 + Q3=0] ask: With how many persons are you currently having a romantic or sexual relationship? [If Q1 + Q2 + Q3>0] ask: Not counting (those partners/that partner), with how many other persons are you currently having a romantic or sexual relationship?
0	0 persons
1	1 person
2	2 persons

3	3 persons
4	4 persons
5	5 persons
6	6 persons
7	7 persons
8	8 persons
11	11 persons
15	15 persons

 H4TR5 - S16AQ5 # OTHR PRTNR RLNSHP >=6M FR 2001

Type	Numeric (Double)
H4TR5	5. [If Q1 + Q2 + Q3 + Q4=0] ask: With how many people have you had a romantic or sexual relationship that lasted 6 months or more since 2001? [If Q1 + Q2 + Q3 + Q4>0] ask: Not counting (those partners/that partner), with how many other people have you had a romantic or sexual relationship that lasted 6 months or more since 2001?

 H4TR6 - S16AQ6 # OTHR PRTNR RLNSHP < 6M FR 2001

Type	Numeric (Double)
H4TR6	6. [If Q1 + Q2 + Q3 + Q4 + Q5 = 0] ask: With how many people have you had a romantic or sexual relationship that lasted less than 6 months since 2001? [If Q1 + Q2 + Q3 + Q4 + Q5 >0] ask: Not counting (those partners/that partner), with how many other people have you had a romantic or sexual relationship that lasted less than 6 months since 2001?

 H4TR7 - S16AQ7 R CURRENTLY PREGNANT-W4

Type	Code
Measurement Unit	numeric
H4TR7	7. Are you pregnant now?
0	no
1	yes

 H4TR8 - S16AQ8 R PROBABLY PREGNANT-W4

Type	Code
Measurement Unit	numeric
H4TR8	8. Do you think that you are probably pregnant, or not?

1	probably pregnant
2	probably not pregnant

 H4TR9 - S16AQ9 # TIMES GOT/MADE PREGNANT-W4

Type	Numeric (Double)
H4TR9	9. Thinking about all the relationships and sexual encounters you have ever had, (how many times have you ever been pregnant/how many times have you ever made a partner pregnant)? Include all pregnancies, whether they resulted in babies born alive, stillbirth, abortion, miscarriage, or ectopic or tubal pregnancy. [If Q7=1] say: Be sure to include your current pregnancy in your count.

 H4TR10 - S16AQ10 TOTAL # LIVE BIRTHS-W4

Type	Code
Measurement Unit	numeric
H4TR10	10. How many live births resulted from (this pregnancy/these pregnancies)?
0	0 live births
1	1 live birth
2	2 live births
3	3 live births
4	4 live births
5	5 live births
6	6 live births
7	7 live births
8	8 live births
11	11 live births

 H4TR11 - S16AQ11 TOTAL # CHILDREN STILL LIVING-W4

Type	Code
Measurement Unit	numeric
H4TR11	11. How many of these children are still living?
0	0 children
1	1 child
2	2 children
3	3 children

4	4 children
5	5 children
6	6 children
7	7 children
8	8 children

#### H4TR12 - S16AQ12 EVR TROUBLE GET/MADE PREGNANT-W4

Type	Code
Measurement Unit	numeric
H4TR12	12. During any of the romantic relationships you have ever had, (have you/has your partner) ever had trouble getting pregnant or trouble avoiding a miscarriage?
0	no
1	yes

#### PTNR\_ID - PARTNER ID -W4

Type	Numeric (Double)
PTNR_ID	Partner Identifier

#### H4RD1 - S17Q1 R'S AGE ROMANTIC REL. BEGAN-W4

Type	Numeric (Double)
H4RD1	1. How old were you when you first became romantically or sexually involved with {initials}?

#### H4RD2D - S17Q2 TIME DUR INVLD CRNT PTNR, DAYS-W4

Type	Numeric (Double)
H4RD2D	2D. What is the total amount of time that you {have been/were} involved in a romantic or sexual relationship with {initials} - days?

#### H4RD2M - S17Q2 TIME DUR INVLD CRNT PTNR, MNTHS-W4

Type	Numeric (Double)
H4RD2M	2M. What is the total amount of time that you {have been/were} involved in a romantic or sexual relationship with {initials} - months?

#### H4RD2Y - S17Q2 TIME DUR INVLD CRNT PTNR, YEARS-W4

Type	Numeric (Double)
------	------------------



H4RD2Y	2Y. What is the total amount of time that you {have been/were} involved in a romantic or sexual relationship with {initials} - years?
--------	---

#### H4RD3 - S17Q3 RELATIONSHIP TYPE W/ PARTNER-W4


Type	Code
Measurement Unit	numeric
H4RD3	3. Which of the following best describes your relationships with {initials} at the {present time/time you broke up}?
1	engaged
2	dating exclusively
3	dating frequently, but not exclusively
4	dating once in a while
5	only having sex

#### H4RD4 - S17Q4 R/P HOME OTHER THAN CO-HAB?-W4

Type	Code
Measurement Unit	numeric
H4RD4	4. {Do/did} either you or {initials} have a residence other than the one you {share/shared}?
0	no
1	yes

#### H4RD5 - S17Q5 FREQ. NIGHT TOGETHER-W4

Type	Code
Measurement Unit	numeric
H4RD5	5. In an average week, how often {did/do} you and {initials} spend the entire night together?
0	0 nights
1	1 night
2	2 nights
3	3 nights
4	4 nights
5	5 nights
6	6 nights
7	7 nights

 H4RD6 - S17Q6 CRNT STATUS OF MARRIAGE TO PTNR-W4

Type	Code
Measurement Unit	numeric
H4RD6	6. What is the current status of your marriage to {initials}?
1	living together
2	living apart because of legal separation
3	living apart because of other reason such as career, military service, family illness, etc.

 H4RD7A - S17Q7 R/P ENJOY ORDINARY THINGS TOGTHR-W4

Type	Code
Measurement Unit	numeric
H4RD7A	7A. How much do you agree or disagree with the following statement about your relationship with {initials}? We {enjoy/enjoyed} doing even ordinary, day-to-day things together.
1	strongly agree
2	agree
3	neither agree nor disagree
4	disagree
5	strongly disagree

 H4RD7B - S17Q7 R SATSFD HANDLE PROBLMS W/ PTNR-W4

Type	Code
Measurement Unit	numeric
H4RD7B	7B. How much do you agree or disagree with the following statement about your relationship with {initials}? I {am/was} satisfied with the way we handle our problems and disagreements.
1	strongly agree
2	agree
3	neither agree nor disagree
4	disagree
5	strongly disagree

 H4RD7C - S17Q7 R SATSFD HANDLE FINANCES W/PTNR-W4

Type	Code
------	------

Measurement Unit	numeric
H4RD7C	7C. How much do you agree or disagree with the following statement about your relationship with {initials}? I {am/was} satisfied with the way we handle family finances.
1	strongly agree
2	agree
3	neither agree nor disagree
4	disagree
5	strongly disagree

 H4RD7D - S17Q7 PTNR LISTEN WHEN R NEED TO TALK-W4

Type	Code
Measurement Unit	numeric
H4RD7D	7D. How much do you agree or disagree with the following statement about your relationship with {initials}? My partner {listens/listened} to me when I need someone to talk to.
1	strongly agree
2	agree
3	neither agree nor disagree
4	disagree
5	strongly disagree

 H4RD7E - S17Q7 PTNR EXPRESS LOVE AFFECTN TO R-W4

Type	Code
Measurement Unit	numeric
H4RD7E	7E. How much do you agree or disagree with the following statement about your relationship with {initials}? My partner {expresses/expressed} love and affection to me.
1	strongly agree
2	agree
3	neither agree nor disagree
4	disagree
5	strongly disagree

 H4RD7F - S17Q7 R SATSFD SEX LIFE W/ PARTNER-W4

Type	Code
Measurement Unit	numeric
H4RD7F	7F. How much do you agree or disagree with the following statement about your relationship with {initials}? I {am/was} satisfied with our sex life.
1	strongly agree
2	agree
3	neither agree nor disagree
4	disagree
5	strongly disagree

 H4RD7G - S17Q7 R TRUST PARTNER TO BE FAITHFUL-W4

Type	Code
Measurement Unit	numeric
H4RD7G	7G. How much do you agree or disagree with the following statement about your relationship with {initials}? I {trust/trusted} my partner to be faithful to me.
1	strongly agree
2	agree
3	neither agree nor disagree
4	disagree
5	strongly disagree

 H4RD8 - S17Q8 EXTENT R'S LOVE FOR CRNT PTNR-W4

Type	Code
Measurement Unit	numeric
H4RD8	8. How much do you love {initials}?
1	a lot
2	somewhat
3	a little
4	not at all

 H4RD9 - S17Q9 EXTNT R'S HAPPINESS W/CRNT PTNR-W4

Type	Code
Measurement Unit	numeric
H4RD9	9. In general, how happy are you in your relationship with {initials}?

1	very happy
2	fairly happy
3	not too happy

 H4RD10 - S17Q10 EXTNT R COMMITTED TO/CRNT PTNR-W4

Type	Code	
Measurement Unit	numeric	
H4RD10	10. How committed are you to your relationship with {initials}?	
1	completely committed	
2	very committed	
3	somewhat committed	
4	not at all committed	

 H4RD11 - S17Q11 CHANCE R AND CRNT PARTNR MARRY-W4

Type	Code	
Measurement Unit	numeric	
H4RD11	11. What is the chance that you and {initials} will marry each other?	
0	no chance	
1	a little chance	
2	50-50 chance	
3	a pretty good chance	
4	an almost certain chance	

 H4RD12 - S17Q12 LVL R'S CLOSENESS TO/CRNT PTNR-W4

Type	Code	
Measurement Unit	numeric	
H4RD12	12. Select the picture, by entering the number under the picture, which best illustrates how close you feel to {initials}?	
1	diagram 1	
2	diagram 2	
3	diagram 3	
4	diagram 4	
5	diagram 5	
6	diagram 6	

7 diagram 7

 H4RD13 - S17Q13 LIKELIHOOD RELATNSHP PERMANENT-W4

Type	Code
Measurement Unit	numeric
H4RD13	13. How likely is it that your relationship with {initials} will be permanent?
1	almost certain
2	a good chance
3	a 50-50 chance
4	some chance, but probably not
5	almost no chance

 H4RD14 - S17Q14 SEXUAL ACTIVITY W/ PTNR, NUMBER-W4

Type	Numeric (Double)
H4RD14	14. On average, how often (did/do) you have sexual relations with {initials}? By 'sexual relations' we mean vaginal intercourse, oral sex, anal sex, or other types of sexual activity.

 H4RD14T - S17Q14 SEXUAL ACTIVITY W/ PRTNR, UNIT-W4

Type	Code
Measurement Unit	numeric
H4RD14T	14T. On average, how often (do/did) you have sexual relations with {initials}? By 'sexual relations' we mean vaginal intercourse, oral sex, anal sex, or other types of sexual activity. Unit - week/month/year
1	week
2	month
3	year

 H4RD15 - S17Q15 EXTNT CONTRACEPTIVE USE W/PTNR-W4

Type	Code
Measurement Unit	numeric
H4RD15	15. On average, how often (do/did) you or {initials} use contraceptive method of birth control or disease prevention?
0	none of the time
1	some of the time
2	about half of the time

3	most of the time
4	all of the time

 H4RD16 - S17Q16 PRTNR HAS CONCURRENT PARTNERS?-W4

Type	Code
Measurement Unit	numeric
H4RD16	16. As far as you know, during the time you and {initials} (have had/had) a sexual relationship, (has/did) {initials} (had/have) any other sexual partners?
0	no
1	yes

 H4RD17 - S17Q17 R HAS CONCURRENT PARTNERS?-W4

Type	Code
Measurement Unit	numeric
H4RD17	17. During the time you and {initials} (have had/had) a sexual relationship, (have/did) you ever (had/have) any other sexual partners?
0	no
1	yes

 H4RD18 - S17Q18 FREQ. PARTNER VIOLENT TO R-W4

Type	Code
Measurement Unit	numeric
H4RD18	18. How often (has/did) {initials} (threatened/threaten) you with violence, (pushed/push) or (shoved/shove) you, or (thrown/throw) something at you that could hurt?
0	never
1	this has not happened in the past year, but it did happen before then
2	once in the last year of the relationship
3	twice in the last year of the relationship
4	3 to 5 times in the last year of the relationship
5	6 to 10 times in the last year of the relationship
6	11 to 20 times in the last year of the relationship
7	more than 20 times in the last year of the relationship

 H4RD19 - S17Q19 FREQ. PARTNER SLAP/HIT/KICK R-W4

Type	Code
Measurement Unit	numeric
H4RD19	19. How often has (has/did) {initials} (slapped/slap), hit or (kicked/kick) you?
0	never
1	this has not happened in the past year, but it did happen before then
2	once in the last year of the relationship
3	twice in the last year of the relationship
4	3 to 5 times in the last year of the relationship
5	6 to 10 times in the last year of the relationship
6	11 to 20 times in the last year of the relationship
7	more than 20 times in the last year of the relationship

 H4RD20 - S17Q20 FREQ. R INJURED BY PARTNER-W4

Type	Code
Measurement Unit	numeric
H4RD20	20. How often (have/did) you (had/have) an injury, such as a sprain, bruise, or cut because of a fight with {initials}?
0	never
1	this has not happened in the past year, but it did happen before then
2	once in the last year of the relationship
3	twice in the last year of the relationship
4	3 to 5 times in the last year of the relationship
5	6 to 10 times in the last year of the relationship
6	11 to 20 times in the last year of the relationship
7	more than 20 times in the last year of the relationship

 H4RD21 - S17Q21 FREQ. PARTNER FORCED SEX ON R-W4

Type	Code
Measurement Unit	numeric



H4RD21	21. How often (has/did) {initials} (insisted/insist) on or (made/make) you have sexual relations with (him/her) when you didn't want to?
0	never
1	this has not happened in the past year, but it did happen before then
2	once in the last year of the relationship
3	twice in the last year of the relationship
4	3 to 5 times in the last year of the relationship
5	6 to 10 times in the last year of the relationship
6	11 to 20 times in the last year of the relationship
7	more than 20 times in the last year of the relationship

 H4RD22 - S17Q22 FREQ. R VIOLENT TO PARTNER-W4

Type	Code
Measurement Unit	numeric
H4RD22	22. How often (have/did) you threatened {initials} with violence, pushed or shoved (him/her), or thrown something at (him/her) that could hurt?
0	never
1	this has not happened in the past year, but it did happen before then
2	once in the last year of the relationship
3	twice in the last year of the relationship
4	3 to 5 times in the last year of the relationship
5	6 to 10 times in the last year of the relationship
6	11 to 20 times in the last year of the relationship
7	more than 20 times in the last year of the relationship

 H4RD23 - S17Q23 FREQ. R SLAP/HIT/KICK PARTNER-W4

Type	Code
Measurement Unit	numeric
H4RD23	23. How often (have/did) you (slapped/slap), hit, or (kicked/kick) {initials}?
0	never

1	this has not happened in the past year, but it did happen before then
2	once in the last year of the relationship
3	twice in the last year of the relationship
4	3 to 5 times in the last year of the relationship
5	6 to 10 times in the last year of the relationship
6	11 to 20 times in the last year of the relationship
7	more than 20 times in the last year of the relationship

 H4RD24 - S17Q24 FREQ. PARTNER INJURED BY R-W4

Type	Code
Measurement Unit	numeric
H4RD24	24. How often (has/did) {initials} (had/have) an injury, such as a sprain, bruise, or cut because of a fight with you?
0	never
1	this has not happened in the past year, but it did happen before then
2	once in the last year of the relationship
3	twice in the last year of the relationship
4	3 to 5 times in the last year of the relationship
5	6 to 10 times in the last year of the relationship
6	11 to 20 times in the last year of the relationship
7	more than 20 times in the last year of the relationship

 H4RD25 - S17Q25 FREQ. R FORCED SEX ON PARTNER-W4

Type	Code
Measurement Unit	numeric
H4RD25	25. How often (have/did) you (insisted/insist) on or (made/make) {initials} have sexual relations with you when (he/she) didn't want to?
0	never
1	this has not happened in the past year, but it did happen before then
2	once in the last year of the relationship

3	twice in the last year of the relationship
4	3 to 5 times in the last year of the relationship
5	6 to 10 times in the last year of the relationship
6	11 to 20 times in the last year of the relationship
7	more than 20 times in the last year of the relationship

 H4KK14 - S20BQ14 LANGUAGE SPOKEN CHILD AT HOME-W4

Type	Code
Measurement Unit	numeric
H4KK14	14. What language do you speak to your child/children when you are together at home?
1	English
2	Spanish
3	Chinese
4	an other European language
5	an other Asian language
6	other language
7	a combination of English and another language

 H4KK15A - S20BQ15 R HAPPY IN ROLE AS A PARENT-W4

Type	Code
Measurement Unit	numeric
H4KK15A	15A. How much do you agree or disagree with the following statement? I am happy in my role as a parent.
1	strongly agree
2	agree
3	neither agree nor disagree
4	disagree
5	strongly disagree

 H4KK15B - S20BQ15 R FEEL CLOSE TO CHILD(REN)-W4

Type	Code
Measurement Unit	numeric

H4KK15B	15B. How much do you agree or disagree with the following statement? I feel close to my child(ren).
1	strongly agree
2	agree
3	neither agree nor disagree
4	disagree
5	strongly disagree

 H4KK15C - S20BQ15 CHILD(REN) MAJOR STRESS TO R-W4

Type	Code
Measurement Unit	numeric
H4KK15C	15C. How much do you agree or disagree with the following statement? The major source of stress in my life is my child(ren).
1	strongly agree
2	agree
3	neither agree nor disagree
4	disagree
5	strongly disagree

 H4KK15D - S20BQ15 PARENT RESPONSBLTY OVRWHELM R-W4

Type	Code
Measurement Unit	numeric
H4KK15D	15D. How much do you agree or disagree with the following statement? I feel overwhelmed by the responsibility of being a parent.
1	strongly agree
2	agree
3	neither agree nor disagree
4	disagree
5	strongly disagree

 H4DS1 - S21Q1 12 MO,OFT DAMAGE PROP/NOT YOUR-W4

Type	Code
Measurement Unit	numeric
H4DS1	1. In the past 12 months, how often did you deliberately damage property that didn't belong to you?

0	never
1	1 or 2 times
2	3 or 4 times
3	5 or more times

 H4DS2 - S21Q2 12 MO,OFT STEAL SOMETHING/>\$50-W4

Type	Code
Measurement Unit	numeric
H4DS2	2. In the past 12 months, how often did you steal something worth more than \$50?
0	never
1	1 or 2 times
2	3 or 4 times
3	5 or more times

 H4DS3 - S21Q3 12 MO,OFT HOUSE STEAL SOMETHIN-W4

Type	Code
Measurement Unit	numeric
H4DS3	3. In the past 12 months, how often did you go into a house or building to steal something?
0	never
1	1 or 2 times
2	3 or 4 times
3	5 or more times

 H4DS4 - S21Q4 12 MO,OFT WEAPON GET SOMETHING-W4

Type	Code
Measurement Unit	numeric
H4DS4	4. In the past 12 months, how often did you use or threaten to use a weapon to get something from someone?
0	never
1	1 or 2 times
2	3 or 4 times
3	5 or more times

 H4DS5 - S21Q5 12 MO,OFT SELL DRUGS-W4

Type	Code
Measurement Unit	numeric
H4DS5	5. In the past 12 months, how often did you sell marijuana or other drugs?
0	never
1	1 or 2 times
2	3 or 4 times
3	5 or more times

 H4DS6 - S21Q6 12 MO,OFT STEAL SOMETHING/<\$50-W4

Type	Code
Measurement Unit	numeric
H4DS6	6. In the past 12 months, how often did you steal something worth less than \$50?
0	never
1	1 or 2 times
2	3 or 4 times
3	5 or more times

 H4DS7 - S21Q7 12 MO,OFT PART PHYS FIGHT/GRP-W4

Type	Code
Measurement Unit	numeric
H4DS7	7. In the past 12 months, how often did you take part in a physical fight where a group of your friends was against another group?
0	never
1	1 or 2 times
2	3 or 4 times
3	5 or more times

 H4DS8 - S21Q8 12 MO,OFT BUY,SELL,STOL PROPER-W4

Type	Code
Measurement Unit	numeric
H4DS8	8. In the past 12 months, how often did you buy, sell, or hold stolen property?
0	never

1	1 or 2 times
2	3 or 4 times
3	5 or more times

 H4DS9 - S21Q9 12 MO,OFT USE ONE'S CRED CARD-W4

Type	Code
Measurement Unit	numeric
H4DS9	9. In the past 12 months, how often did you use someone else's credit card, bank card, or automatic teller card without their permission or knowledge?
0	never
1	1 or 2 times
2	3 or 4 times
3	5 or more times

 H4DS10 - S21Q10 12 MO,OFT DELIB WRIT BAD CHECK-W4

Type	Code
Measurement Unit	numeric
H4DS10	10. In the past 12 months, how often did you deliberately write a bad check?
0	never
1	1 or 2 times
2	3 or 4 times
3	5 or more times

 H4DS11 - S21Q11 12 MO,OFT GET IN PHYS FIGHT-W4

Type	Code
Measurement Unit	numeric
H4DS11	11. In the past 12 months, how often did you get into a serious physical fight?
0	never
1	1 or 2 times
2	3 or 4 times
3	5 or more times

 H4DS12 - S21Q12 12 MO,OFT HURT ONE BAD/CARE-W4

Type	Code
------	------

Measurement Unit	numeric
H4DS12	12. In the past 12 months, how often did you hurt someone badly enough in a physical fight that he or she needed care from a doctor or nurse?
0	never
1	1 or 2 times
2	3 or 4 times
3	5 or more times

 H4DS13 - S21Q13 12 MO YOUR PROP STOLEN >\$50-W4

Type	Code
Measurement Unit	numeric
H4DS13	13. Which of the following things happened in the past 12 months? Someone stole something from you worth more than \$50.
0	no
1	yes

 H4DS14 - S21Q14 12 MO,SAW ONE SHOOT/STAB PERS-W4

Type	Code
Measurement Unit	numeric
H4DS14	14. Which of the following things happened in the past 12 months? You saw someone shoot or stab another person.
0	no
1	yes

 H4DS15 - S21Q15 12 MO,PULLED GUN/KNIFE ON YOU-W4

Type	Code
Measurement Unit	numeric
H4DS15	15. Which of the following things happened in the past 12 months? Someone pulled a knife or gun on you.
0	no
1	yes

 H4DS16 - S21Q16 12 MO,SOMEONE SHOT/STAB YOU-W4

Type	Code
Measurement Unit	numeric



H4DS16	16. Which of the following things happened in the past 12 months? Someone shot or stabbed you.
0	no
1	yes

 H4DS17 - S21Q17 12 MO,ONE SLAP/HIT/CHOKE YOU-W4

Type	Code
Measurement Unit	numeric
H4DS17	17. Which of the following things happened in the past 12 months? Someone slapped, hit, choked, or kicked you.
0	no
1	yes

 H4DS18 - S21Q18 12 MO,YOU WERE BEATEN UP-W4

Type	Code
Measurement Unit	numeric
H4DS18	18. Which of the following things happened in the past 12 months? You were beaten up.
0	no
1	yes

 H4DS19 - S21Q19 12 MO,PULL KNIFE/GUN SOMEONE-W4

Type	Code
Measurement Unit	numeric
H4DS19	19. Which of the following things happened in the past 12 months? You pulled a knife or gun on someone.
0	no
1	yes

 H4DS20 - S21Q20 12 MO,SHOT/STABBED SOMEONE-W4

Type	Code
Measurement Unit	numeric
H4DS20	20. Which of the following things happened in the past 12 months? You shot or stabbed someone.
0	no
1	yes

 H4CJ1 - S22Q1 EVER BEEN ARRESTED BY POLICE-W4

Type	Code
Measurement Unit	numeric
H4CJ1	1. Have you ever been arrested?
0	no
1	yes

 H4CJ2 - S22Q2 NUM TIMES ARRESTED BY POLICE-W4

Type	Code
Measurement Unit	numeric
H4CJ2	2. How many times have you been arrested?
1	once
2	more than once

 H4CJ3 - S22Q3 AGE WHEN ARRESTED BY POLICE-W4

Type	Numeric (Double)
H4CJ3	3. How old were you?

 H4CJ4 - S22Q4 AGE WHEN 1ST ARRESTED BY POLICE-W4

Type	Numeric (Double)
H4CJ4	4. How old were you the first time you were arrested?

 H4CJ5 - S22Q5 NUM TIMES ARRESTED BEF AGE 18-W4

Type	Numeric (Double)
H4CJ5	5. How many times were you arrested before your 18th birthday?

 H4CJ6 - S22Q6 NUM TIMES ARRESTED SINCE 18-W4

Type	Numeric (Double)
H4CJ6	6. How many times have you been arrested since your 18th birthday?

 H4CJ7A - S22Q7A TYPE ARREST CHARGE-DUI/DWI-W4

Type	Code
Measurement Unit	numeric
H4CJ7A	7A. What were you charged with (the first time)? You may give more than one answer. Select all that apply. driving under the influence (DUI; DWI)
0	not selected

1	selected
---	----------



Type	Code
Measurement Unit	numeric
H4CJ7B	7B. What were you charged with (the first time)? You may give more than one answer. Select all that apply. other alcohol-related offenses (underage purchase or consumption; open container; public intoxication; disorderly conduct; other liquor law violations)
0	not selected
1	selected



Type	Code
Measurement Unit	numeric
H4CJ7C	7C. What were you charged with (the first time)? You may give more than one answer. Select all that apply. marijuana offenses (possession, sale, use, growing, or manufacturing of marijuana/hashish)
0	not selected
1	selected



Type	Code
Measurement Unit	numeric
H4CJ7D	7D. What were you charged with (the first time)? You may give more than one answer. Select all that apply. other drug offenses (unlawful possession, sale, use, or manufacturing of other narcotic drugs)
0	not selected
1	selected



Type	Code
Measurement Unit	numeric
H4CJ7E	7E. What were you charged with (the first time)? You may give more than one answer. Select all that apply. robbery (taking or attempting to take something using a weapon or physical force)
0	not selected

1	selected
---	----------

 H4CJ7F - S22Q7F TYPE ARREST CHARGE-THEFT-W4

Type	Code
Measurement Unit	numeric
H4CJ7F	7F. What were you charged with (the first time)? You may give more than one answer. Select all that apply. theft (taking something without using force, such as larceny, burglary, or shoplifting)
0	not selected
1	selected

 H4CJ7G - S22Q7G TYPE ARREST CHARGE-RAPE-W4

Type	Code
Measurement Unit	numeric
H4CJ7G	7G. What were you charged with (the first time)? You may give more than one answer. Select all that apply. forcible rape (does not include statutory rape)
0	not selected
1	selected

 H4CJ7H - S22Q7H TYPE ARREST CHARGE-AGR ASSLT-W4

Type	Code
Measurement Unit	numeric
H4CJ7H	7H. What were you charged with (the first time)? You may give more than one answer. Select all that apply. aggravated assault/intentional manslaughter/murder (unlawful attack upon another for the purpose of causing severe injury or death, simple assaults are excluded)
0	not selected
1	selected

 H4CJ7I - S22Q7I TYPE ARREST CHARGE-SIMP ASSLT-W4

Type	Code
Measurement Unit	numeric
H4CJ7I	7I. What were you charged with (the first time)? You may give more than one answer. Select all that apply. simple assault (assaults and attempted assaults where no weapon is used and the victim is not seriously injured)
0	not selected

1	selected
---	----------

 H4CJ7J - S22Q7J TYPE ARREST CHARGE-FRAUD-W4

Type	Code
Measurement Unit	numeric
H4CJ7J	7J. What were you charged with (the first time)? You may give more than one answer. Select all that apply. fraud, forgery, or embezzlement
0	not selected
1	selected

 H4CJ7K - S22Q7K TYPE ARREST CHARGE-OTHER OFFNS-W4

Type	Code
Measurement Unit	numeric
H4CJ7K	7K. What were you charged with (the first time)? You may give more than one answer. Select all that apply. other offenses
0	not selected
1	selected

 H4CJ8 - S22Q8 AGE LAST TIME ARRESTED-W4

Type	Numeric (Double)
H4CJ8	8. How old were you the last time you were arrested?

 H4CJ9A - S22Q9A LAST ARREST CHARGE-DUI/DWI-W4

Type	Code
Measurement Unit	numeric
H4CJ9A	9A. That last time [you were arrested], what were you charged with? You may give more than one answer. Select all that apply. driving under the influence (DUI; DWI)
0	not selected
1	selected

 H4CJ9B - S22Q9B LAST ARREST CHARGE-OTH ETOH-W4

Type	Code
Measurement Unit	numeric

H4CJ9B	9B. That last time [you were arrested], what were you charged with? You may give more than one answer. Select all that apply. other alcohol-related offenses (underage purchase or consumption; open container; public intoxication; disorderly conduct; other liquor law violations)
0	not selected
1	selected

 H4CJ9C - S22Q9C LAST ARREST CHARGE-MARIJ-W4

Type	Code
Measurement Unit	numeric
H4CJ9C	9C. That last time [you were arrested], what were you charged with? You may give more than one answer. Select all that apply. marijuana offenses (possession, sale, use, growing, or manufacturing of marijuana/hashish)
0	not selected
1	selected

 H4CJ9D - S22Q9D LAST ARREST CHARGE-OTH DRUG-W4

Type	Code
Measurement Unit	numeric
H4CJ9D	9D. That last time [you were arrested], what were you charged with? You may give more than one answer. Select all that apply. other drug offenses (unlawful possession, sale, use, or manufacturing of other narcotic drugs)
0	not selected
1	selected

 H4CJ9E - S22Q9E LAST ARREST CHARGE-ROBBERY-W4

Type	Code
Measurement Unit	numeric
H4CJ9E	9E. That last time [you were arrested], what were you charged with? You may give more than one answer. Select all that apply. robbery (taking or attempting to take something using a weapon or physical force)
0	not selected
1	selected

 H4CJ9F - S22Q9F LAST ARREST CHARGE-THEFT-W4

Type	Code
Measurement Unit	numeric

H4CJ9F	9F. That last time [you were arrested], what were you charged with? You may give more than one answer. Select all that apply. theft (taking something without using force, such as larceny, burglary, or shoplifting)
0	not selected
1	selected

 H4CJ9G - S22Q9G LAST ARREST CHARGE-RAPE-W4

Type	Code
Measurement Unit	numeric
H4CJ9G	9G. That last time [you were arrested], what were you charged with? You may give more than one answer. Select all that apply. forcible rape (does not include statutory rape)
0	not selected
1	selected

 H4CJ9H - S22Q9H LAST ARREST CHARGE-AGR ASSLT-W4

Type	Code
Measurement Unit	numeric
H4CJ9H	9H. That last time [you were arrested], what were you charged with? You may give more than one answer. Select all that apply. aggravated assault/intentional manslaughter/murder (unlawful attack upon another for the purpose of causing severe injury or death, simple assaults are excluded)
0	not selected
1	selected

 H4CJ9I - S22Q9I LAST ARREST CHARGE-SIMP ASSLT-W4

Type	Code
Measurement Unit	numeric
H4CJ9I	9I. That last time [you were arrested], what were you charged with? You may give more than one answer. Select all that apply. simple assault (assaults and attempted assaults where no weapon is used and the victim is not seriously injured)
0	not selected
1	selected

 H4CJ9J - S22Q9J LAST ARREST CHARGE-FRAUD-W4

Type	Code
------	------

Measurement Unit	numeric
H4CJ9J	9J. That last time [you were arrested], what were you charged with? You may give more than one answer. Select all that apply. fraud, forgery, or embezzlement
0	not selected
1	selected

 H4CJ9K - S22Q9K LAST ARREST CHARGE-OTH OFFNS-W4

Type	Code
Measurement Unit	numeric
H4CJ9K	9K. That last time [you were arrested], what were you charged with? You may give more than one answer. Select all that apply. other offenses
0	not selected
1	selected

 H4CJ10 - S22Q10 EVER BEEN CONVICTED/PLED CRM-W4

Type	Code
Measurement Unit	numeric
H4CJ10	10. Have you ever been convicted of or pled guilty to any charges other than a minor traffic violation?
0	no
1	once
2	more than once

 H4CJ11 - S22Q11 AGE WHEN CONVICTED-W4

Type	Numeric (Double)
H4CJ11	11. How old were you when you were convicted or pled guilty?

 H4CJ12 - S22Q12 AGE WHEN 1ST CONVICTED-W4

Type	Numeric (Double)
H4CJ12	12. How old were you the first time you were convicted or pled guilty to something?

 H4CJ13A - S22Q13A CONVICT/PLED CHARGE-DUI/DWI-W4

Type	Code
Measurement Unit	numeric



H4CJ13A	13A. What charges were you convicted of or did you plead guilty to (the first time)? You may give more than one answer. Select all that apply. driving under the influence (DUI; DWI)
0	not selected
1	selected

#### H4CJ13B - S22Q13B CONVICT/PLED CHARGE-OTH ETOH-W4

Type	Code
Measurement Unit	numeric
H4CJ13B	13B. What charges were you convicted of or did you plead guilty to (the first time)? You may give more than one answer. Select all that apply. other alcohol-related offenses (underage purchase or consumption; open container; public intoxication; disorderly conduct; other liquor law violations)
0	not selected
1	selected

#### H4CJ13C - S22Q13C CONVICT/PLED CHARGE-MARIJ-W4

Type	Code
Measurement Unit	numeric
H4CJ13C	13C. What charges were you convicted of or did you plead guilty to (the first time)? You may give more than one answer. Select all that apply. marijuana offenses (possession, sale, use, growing, or manufacturing of marijuana/hashish)
0	not selected
1	selected

#### H4CJ13D - S22Q13D CONVICT/PLED CHARGE-OTH DRUG-W4

Type	Code
Measurement Unit	numeric
H4CJ13D	13D. What charges were you convicted of or did you plead guilty to (the first time)? You may give more than one answer. Select all that apply. other drug offenses (unlawful possession, sale, use, or manufacturing of other narcotic drugs)
0	not selected
1	selected

#### H4CJ13E - S22Q13E CONVICT/PLED CHARGE-ROBBERY-W4

Type	Code
------	------

Measurement Unit	numeric
H4CJ13E	13E. What charges were you convicted of or did you plead guilty to (the first time)? You may give more than one answer. Select all that apply. robbery (taking or attempting to take something using a weapon or physical force)
0	not selected
1	selected

#### H4CJ13F - S22Q13F CONVICT/PLED CHARGE-THEFT-W4

Type	Code
Measurement Unit	numeric
H4CJ13F	13F. What charges were you convicted of or did you plead guilty to (the first time)? You may give more than one answer. Select all that apply. theft (taking something without using force, such as larceny, burglary, or shoplifting)
0	not selected
1	selected

#### H4CJ13G - S22Q13G CONVICT/PLED CHARGE-RAPE-W4

Type	Code
Measurement Unit	numeric
H4CJ13G	13G. What charges were you convicted of or did you plead guilty to (the first time)? You may give more than one answer. Select all that apply. forcible rape (does not include statutory rape)
0	not selected
1	selected

#### H4CJ13H - S22Q13H CONVICT/PLED CHARGE-AGR ASSLT-W4

Type	Code
Measurement Unit	numeric
H4CJ13H	13H. What charges were you convicted of or did you plead guilty to (the first time)? You may give more than one answer. Select all that apply. aggravated assault/intentional manslaughter/murder (unlawful attack upon another for the purpose of causing severe injury or death, simple assaults are excluded)
0	not selected
1	selected

#### H4CJ13I - S22Q13I CONVICT/PLED CHARGE-SIM ASSLT-W4

Type	Code
------	------

Measurement Unit	numeric
H4CJ13I	13I. What charges were you convicted of or did you plead guilty to (the first time)? You may give more than one answer. Select all that apply. simple assault (assaults and attempted assaults where no weapon is used and the victim is not seriously injured)
0	not selected
1	selected

 H4CJ13J - S22Q13J CONVICT/PLED CHARGE-FRAUD-W4

Type	Code
Measurement Unit	numeric
H4CJ13J	13J. What charges were you convicted of or did you plead guilty to (the first time)? You may give more than one answer. Select all that apply. fraud, forgery, or embezzlement
0	not selected
1	selected

 H4CJ13K - S22Q13K CONVICT/PLED CHARGE-OTH OFFNS-W4

Type	Code
Measurement Unit	numeric
H4CJ13K	13K. What charges were you convicted of or did you plead guilty to (the first time)? You may give more than one answer. Select all that apply. other offenses
0	not selected
1	selected

 H4CJ14 - S22Q14 AGE WHEN LST CONVICTED/PLED-W4

Type	Numeric (Double)
H4CJ14	14. How old were you the last time you were convicted of or pled guilty to something?

 H4CJ15A - S22Q15A LST CONV/PLED CHARG-DUI/DWI-W4

Type	Code
Measurement Unit	numeric
H4CJ15A	15A. What charges were you convicted of or did you plead guilty to the last time? You may give more than one answer. Select all that apply. driving under the influence (DUI; DWI)
0	not selected

1	selected
---	----------



Type	Code
Measurement Unit	numeric
H4CJ15B	15B. What charges were you convicted of or did you plead guilty to the last time? You may give more than one answer. Select all that apply. other alcohol-related offenses (underage purchase or consumption; open container; public intoxication; disorderly conduct; other liquor law violations)
0	not selected
1	selected



Type	Code
Measurement Unit	numeric
H4CJ15C	15C. What charges were you convicted of or did you plead guilty to the last time? You may give more than one answer. Select all that apply. marijuana offenses (possession, sale, use, growing, or manufacturing of marijuana/hashish)
0	not selected
1	selected



Type	Code
Measurement Unit	numeric
H4CJ15D	15D. What charges were you convicted of or did you plead guilty to the last time? You may give more than one answer. Select all that apply. other drug offenses (unlawful possession, sale, use, or manufacturing of other narcotic drugs)
0	not selected
1	selected



Type	Code
Measurement Unit	numeric
H4CJ15E	15E. What charges were you convicted of or did you plead guilty to the last time? You may give more than one answer. Select all that apply. robbery (taking or attempting to take something using a weapon or physical force)

0	not selected
1	selected

 H4CJ15F - S22Q15F LST CONV/PLED CHARG-THEFT-W4

Type	Code
Measurement Unit	numeric
H4CJ15F	15F. What charges were you convicted of or did you plead guilty to the last time? You may give more than one answer. Select all that apply. theft (taking something without using force, such as larceny, burglary, or shoplifting)
0	not selected
1	selected

 H4CJ15G - S22Q15G LST CONV/PLED CHARG-RAPE-W4

Type	Code
Measurement Unit	numeric
H4CJ15G	15G. What charges were you convicted of or did you plead guilty to the last time? You may give more than one answer. Select all that apply. forcible rape (does not include statutory rape)
0	not selected

 H4CJ15H - S22Q15H LST CONV/PLED CHARG-AGR ASSLT-W4

Type	Code
Measurement Unit	numeric
H4CJ15H	15H. What charges were you convicted of or did you plead guilty to the last time? You may give more than one answer. Select all that apply. aggravated assault/intentional manslaughter/murder (unlawful attack upon another for the purpose of causing severe injury or death, simple assaults are excluded)
0	not selected
1	selected

 H4CJ15I - S22Q15I LST CONV/PLED CHARG-SIM ASSLT-W4

Type	Code
Measurement Unit	numeric
H4CJ15I	15I. What charges were you convicted of or did you plead guilty to the last time? You may give more than one answer. Select all that apply. simple assault (assaults and attempted assaults where no weapon is used and the victim is not seriously injured)

0	not selected
1	selected

 H4CJ15J - S22Q15J LST CONV/PLED CHARG-FRAUD-W4

Type	Code
Measurement Unit	numeric
H4CJ15J	15J. What charges were you convicted of or did you plead guilty to the last time? You may give more than one answer. Select all that apply. fraud, forgery, or embezzlement
0	not selected
1	selected

 H4CJ15K - S22Q15K LST CONV/PLED CHARG-OTH OFFNS-W4

Type	Code
Measurement Unit	numeric
H4CJ15K	15K. What charges were you convicted of or did you plead guilty to the last time? You may give more than one answer. Select all that apply. other offenses
0	not selected
1	selected

 H4CJ16 - S22Q16 EVER SENTENCED PROBATION-W4

Type	Code
Measurement Unit	numeric
H4CJ16	16. Have you ever been on probation for an offense?
0	no
1	once
2	more than once

 H4CJ17 - S22Q17 EVER INCARCERATED-W4

Type	Code
Measurement Unit	numeric
H4CJ17	17. Have you ever spent time in a jail, prison, juvenile detention center or other correctional facility?
0	no
1	yes

 H4CJ18 - S22Q18 NUM OF TIMES INCARCERATED-W4

Type	Code
Measurement Unit	numeric
H4CJ18	18. How many times have you been in a jail, prison, juvenile detention center or other correctional facility?
1	once
2	more than once

 H4CJ19 - S22Q19 AGE WHEN INCARCERATED-W4

Type	Numeric (Double)
H4CJ19	19. How old were you when you went to jail, prison, juvenile detention center or other correctional facility?

 H4CJ20 - S22Q20 AGE 1ST INCARCERATED-W4

Type	Numeric (Double)
H4CJ20	20. How old were you the first time you went to jail, prison, juvenile detention or other correctional facility?

 H4CJ21 - S22Q21 AGE LST INCARCERATED-W4

Type	Numeric (Double)
H4CJ21	21. [if PRISON4=0, ask version: ] How old were you the last time you went to jail, prison, juvenile detention or other correctional facility? [if PRISON4=1 ask, version: ] How old were you when you went to jail, prison, juvenile detention or other correctional facility this time?

 H4CJ22Y - S22Q22Y LENGTH OF SENTENCE YEARS-W4

Type	Numeric (Double)
H4CJ22Y	22Y. How much time were you sentenced to serve? [years]

 H4CJ22M - S22Q22M LENGTH OF SENTENCE MONTHS-W4

Type	Code
Measurement Unit	numeric
H4CJ22M	22M. How much time were you sentenced to serve? [months]
0	0 months
1	1 month
2	2 months
3	3 months

4	4 months
5	5 months
6	6 months
7	7 months
8	8 months
9	9 months
10	10 months
11	11 months

 H4CJ23Y - S22Q23Y LENGTH OF LST SENTENCE YEARS-W4

Type	Numeric (Double)
H4CJ23Y	23Y. How much time were you sentenced to serve this last time? [years]

 H4CJ23M - S22Q23M LENGTH OF LST SENTENCE MONTHS-W4

Type	Code
Measurement Unit	numeric
H4CJ23M	23M. How much time were you sentenced to serve this last time? [months]
0	0 months
1	1 month
2	2 months
3	3 months
4	4 months
5	5 months
6	6 months
7	7 months
8	8 months
9	9 months
10	10 months
11	11 months

 H4CJ24Y - S22Q24Y TOTAL YRS INCARCERATED BEF 18-W4

Type	Code
Measurement Unit	numeric



H4CJ24Y	24Y. Before your 18th birthday, about how much total time did you spend in jail or detention? [years]
0	0 years
1	1 year
2	2 years
3	3 years
4	4 years
5	5 years
6	6 years
7	7 years
9	9 years

H4CJ24M - S22Q24M TOTAL MON INCARCERATED BEF 18-W4	
Type	Code
Measurement Unit	numeric
H4CJ24M	24M. Before your 18th birthday, about how much total time did you spend in jail or detention? [months]
0	0 months
1	1 month
2	2 months
3	3 months
4	4 months
5	5 months
6	6 months
7	7 months
8	8 months
9	9 months
10	10 months
11	11 months

H4CJ25Y - S22Q25Y TOT YR INCARCERATION AFT 18-W4	
Type	Code
Measurement Unit	numeric

H4CJ25Y	25Y. Since your 18th birthday, about how much total time have you spent in jail or prison? [years]
0	0 years
1	1 year
2	2 year
3	3 year
4	4 year
5	5 year
6	6 year
7	7 year
8	8 year
9	9 year
10	10 year
11	11 year
12	12 year

H4CJ25M - S22Q25M TOT MTH INCARCERATION AFT 18-W4	
Type	Code
Measurement Unit	numeric
H4CJ25M	25M. Since your 18th birthday, about how much total time have you spent in jail or prison? [months]
0	0 months
1	1 month
2	2 months
3	3 months
4	4 months
5	5 months
6	6 months
7	7 months
8	8 months
9	9 months
10	10 months

11	11 months
----	-----------

#### H4TO1 - S23Q1 EVER SMOKED ENTIRE CIGARETTE-W4

Type	Code
Measurement Unit	numeric
H4TO1	1. Have you ever smoked an entire cigarette?
0	no
1	yes

#### H4TO2 - S23Q2 AGE 1ST SMOKED ENTIRE CIGARETTE-W4

Type	Numeric (Double)
H4TO2	2. How old were you the first time you smoked an entire cigarette?

#### H4TO3 - S23Q3 EVER SMOKED CIGS REGULARLY-W4

Type	Code
Measurement Unit	numeric
H4TO3	3. Have you ever smoked cigarettes regularly--that is, at least one cigarette every day for 30 days?
0	no
1	yes

#### H4TO4 - S23Q4 AGE SMOKED CIGS REGULARLY-W4

Type	Numeric (Double)
H4TO4	4. How old were you when you first smoked cigarettes regularly--that is, at least one cigarette every day for 30 days?

#### H4TO5 - S23Q5 NUM DAYS SMOKD CIGS LST 30 DAYS-W4

Type	Numeric (Double)
H4TO5	5. During the past 30 days, on how many days did you smoke cigarettes?

#### H4TO6 - S23Q6 NUM CIG SMOKE PR DAY LST 30 DYS-W4

Type	Numeric (Double)
H4TO6	6. During the past 30 days, on the days you smoked, how many cigarettes did you smoke each day?

#### H4TO7 - S23Q7 EVER SMOKE MORE THAN CURRENT-W4

Type	Code
------	------

Measurement Unit	numeric	
H4TO7	7. Was there ever a period in your life when you smoked cigarettes more than you do now?	
0	no	
1	yes	

#### H4TO8 - S23Q8 SMOKE HOW SOON AFTER WAKE UP-W4

Type	Code	
Measurement Unit	numeric	
H4TO8	8. Currently, how soon after you wake up do you have your first cigarette?	
1	within 5 minutes	
2	within 6 to 30 minutes	
3	within 31 to 60 minutes	
4	after 60 minutes	

#### H4TO9 - S23Q9 DIFFICLT NO SMOKE IN PLACES-W4

Type	Code	
Measurement Unit	numeric	
H4TO9	9. Do you find it difficult not to smoke cigarettes in places where it is forbidden, for example, in church, at the library, or in theaters?	
0	no	
1	yes	

#### H4TO10 - S23Q10 WHICH CIG MOST DIFF TO GIVE UP-W4

Type	Code	
Measurement Unit	numeric	
H4TO10	10. Which cigarette would you hate most to give up?	
1	the first in the morning	
2	any other in the day or evening	

#### H4TO11 - S23Q11 NUM CIGS SMOKE PER DAY-W4

Type	Code	
Measurement Unit	numeric	
H4TO11	11. How many cigarettes a day do you smoke?	
1	10 or fewer cigarettes	

2	11 to 20 cigarettes
3	21 to 30 cigarettes
4	31 or more cigarettes

 H4TO12 - S23Q12 SMOKE MORE FREQ MORNING-W4

Type	Code
Measurement Unit	numeric
H4TO12	12. Do you smoke cigarettes more frequently during the first hours after waking than during the rest of the day?
0	no
1	yes

 H4TO13 - S23Q13 SMOKE EVEN IF ILL IN MORNING-W4

Type	Code
Measurement Unit	numeric
H4TO13	13. Do you smoke cigarettes even if you are so ill that you are in bed most of the day?
0	no
1	yes

 H4TO14 - S23Q14 AGE HAD EXPER 1ST TIME-W4

Type	Numeric (Double)
H4TO14	14. How old were you the first time you had any of these cigarette smoking experiences?

 H4TO15 - S23Q15 SMOK MOST TIME MORN 1ST CIG-W4

Type	Code
Measurement Unit	numeric
H4TO15	15. When you smoked the most, how soon after you woke up did you have your first cigarette?
1	within 5 minutes
2	within 6 to 30 minutes
3	within 31 to 60 minutes
4	after 60 minutes

 H4TO16 - S23Q16 SMOK MOST DFFCLT NOT IN PLACE-W4

Type	Code
Measurement Unit	numeric
H4TO16	16. When you smoked the most, did you find it difficult not to smoke cigarettes in places where it is forbidden, for example, in church, at the library, or in theaters?
0	no
1	yes

 H4TO17 - S23Q17 SMOK MOST WHICH CIG HARD G/UP-W4

Type	Code
Measurement Unit	numeric
H4TO17	17. When you smoked the most, which cigarette did you hate most to give up?
1	the first in the morning
2	any other in the day or evening

 H4TO18 - S23Q18 SMOK MOST NUM CIGS PER DAY-W4

Type	Code
Measurement Unit	numeric
H4TO18	18. When you smoked the most, how many cigarettes a day did you smoke?
1	10 or fewer cigarettes
2	11 to 20 cigarettes
3	21 to 30 cigarettes
4	31 or more cigarettes

 H4TO19 - S23Q19 SMOK MOST MORE FREQ IN MORN-W4

Type	Code
Measurement Unit	numeric
H4TO19	19. When you smoked the most, did you smoke cigarettes more frequently during the first hours after waking than during the rest of the day?
0	no
1	yes

 H4TO20 - S23Q20 SMOK MOST SMOKE WHEN ILL-W4

Type	Code
Measurement Unit	numeric

H4TO20	20. When you smoked the most, did you smoke cigarettes even if you were so ill that you were in bed most of the day?
0	no
1	yes

 H4TO21 - S23Q21 AGE 1ST TIME HAD SMOKE EXPER-W4

Type	Numeric (Double)
H4TO21	21. How old were you the first time you had any of these cigarette smoking experiences?

 H4TO22 - S23Q22 STILL HAVE SMOKE EXPER-W4

Type	Code
Measurement Unit	numeric
H4TO22	22. Do you still have any of these smoking experiences?
0	no
1	yes

 H4TO23 - S23Q23 SMOKED CIGAR/PIPE 20 TIMES-W4

Type	Code
Measurement Unit	numeric
H4TO23	23. Have you smoked a cigar or pipe at least 20 times in your entire life?
0	no
1	yes

 H4TO24 - S23Q24 NUM DAYS HAD CIGAR LST 30 DAYS-W4

Type	Numeric (Double)
H4TO24	24. During the past 30 days, how many days did you smoke cigars or a pipe?

 H4TO25 - S23Q25 USED CHEWING TOBACC 20 TIMES-W4

Type	Code
Measurement Unit	numeric
H4TO25	25. Have you used chewing tobacco (such as Red Man, Garrett, or Beechnut) or snuff (such as Skoal, Skoal Bandits, or Copenhagen) at least 20 times in your entire life?
0	no
1	yes

 H4TO26 - S23Q26 PAST 30 DAYS CHEW TOBACCO/SNUFF-W4

Type	Numeric (Double)
H4TO26	26. During the past 30 days, on how many days have you used chewing tobacco (such as Red Man, Levi Garrett, or Beechnut) or snuff (such as Skoal, Skoal Bandits, or Copenhagen)?

 H4TO27 - S23Q27 EVER TRIED TO QUIT SMOKING-W4

Type	Code
Measurement Unit	numeric
H4TO27	27. Have you ever tried to quit or cut down on smoking or using tobacco?
0	no
1	yes

 H4TO28 - S23Q28 EVER PERIOD WANT QUIT SMOKE-W4

Type	Code
Measurement Unit	numeric
H4TO28	28. Has there ever been a period of time when you wanted to quit or cut down on smoking or using tobacco?
0	no
1	yes

 H4TO29 - S23Q29 ABLE QUIT SMOKING FOR 1 MTH-W4

Type	Code
Measurement Unit	numeric
H4TO29	29. When you decided to quit or cut down on smoking or using tobacco, were you able to do so for at least one month?
0	no
1	yes

 H4TO30 - S23Q30 NUM TIMES UNABLE QUIT SMOKE-W4

Type	Code
Measurement Unit	numeric
H4TO30	30. How many times have you tried but been unable to quit smoking or using tobacco for at least one month?
1	1 time
2	2 times



3	3 times
4	4 times
5	5 times
6	6 times
7	7 times
8	8 times
9	9 times
10	10 times
12	12 times
15	15 times
17	17 times
20	20 times
22	22 times
23	23 times
25	25 times

 H4TO31 - S23Q31 HAD CIGS/CHW TOBACC PST 24 HRS-W4

Type	Code
Measurement Unit	numeric
H4TO31	31. Did you smoke cigarettes, cigars, a pipe or use chewing tobacco within the past 24 hours?
0	no
1	yes

 H4TO32H - S23Q32H LAST SMOKE PST 24 HRS-HOUR-W4

Type	Code
Measurement Unit	numeric
H4TO32H	32H. At what time did you last smoke cigarettes, cigars, a pipe or use chewing tobacco? [Hour]
1	1
2	2
3	3
4	4

5	5
6	6
7	7
8	8
9	9
10	10
11	11
12	12

 H4TO32M - S23Q32M LAST SMOKE PST 24 HRS-MINUTES-W4

Type	Numeric (Double)
H4TO32M	32M. At what time did you last smoke cigarettes, cigars, a pipe or use chewing tobacco? [Minute]

 H4TO32T - S23Q32T LAST SMOKE PAST 24 HRS-AM/PM-W4

Type	Code
Measurement Unit	numeric
H4TO32T	32T. At what time did you last smoke cigarettes, cigars, a pipe or use chewing tobacco? [am/pm]
1	am
2	pm

 H4TO33 - S23Q33 DRINK ALCOHOL > 2-3 TIMES-W4

Type	Code
Measurement Unit	numeric
H4TO33	33. Have you had a drink of beer, wine, or liquor more than two or three times? Do not include sips or tastes from someone else's drink.
0	no
1	yes

 H4TO34 - S23Q34 AGE 1ST DRINK ALCOHOL-W4

Type	Numeric (Double)
H4TO34	34. How old were you when you first had an alcoholic drink? By drink, we mean a glass of wine, a can or bottle of beer, a wine cooler, a shot glass of liquor, or a mixed drink, not just sips or tastes from someone else's drink.

 H4TO35 - S23Q35 PST 12 MON # DAYS DRINK ALCOH-W4

Type	Code
Measurement Unit	numeric
H4TO35	35. During the past 12 months, on how many days did you drink alcohol?
0	none
1	1 or 2 days in the past 12 months
2	once a month or less (3 to 12 days in the past 12 months)
3	2 or 3 days a month
4	1 or 2 days a week
5	3 to 5 days a week
6	every day or almost every day

 H4TO36 - S23Q36 PST 12 MON AVRG # DRINKS TIME-W4

Type	Numeric (Double)
H4TO36	36. Think of all the times you have had a drink during the past 12 months. How many drinks did you usually have each time? A 'drink' is a glass of wine, a can or bottle of beer, a wine cooler, a shot glass of liquor, or a mixed drink.

 H4TO37 - S23Q37 PST 12 MON MANY DAYS/5+ DRINKS-W4

Type	Code
Measurement Unit	numeric
H4TO37	37. During the past 12 months, on how many days did you drink [5 or more/4 or more] drinks in a row?
0	none
1	1 or 2 days in the past 12 months
2	once a month or less (3 to 12 days in the past 12 months)
3	2 or 3 days a month
4	1 or 2 days a week
5	3 to 5 days a week
6	every day or almost every day

 H4TO38 - S23Q38 PST 12 MON # DAYS BEEN DRUNK-W4

Type	Code
------	------

Measurement Unit	numeric	
H4TO38	38. During the past 12 months, on how many days have you been drunk or very high on alcohol?	
0	none	
1	1 or 2 days in the past 12 months	
2	once a month or less (3 to 12 days in the past 12 months)	
3	2 or 3 days a month	
4	1 or 2 days a week	
5	3 to 5 days a week	
6	every day or almost every day	

 H4TO39 - S23Q39 NUM DAYS HAD DRINK PST 30 DAYS-W4

Type	Code	
Measurement Unit	numeric	
H4TO39	39. During the past 30 days, on how many days did you drink?	
0	none	
1	one day	
2	2 or 3 days	
3	1 day a week	
4	2 days a week	
5	3 to 5 days a week	
6	every day or almost every day	

 H4TO40 - S23Q40 NUM USUAL DRINKS PST 30 DAYS-W4

Type	Numeric (Double)	
H4TO40	40. Think of all the times you have had a drink during the past 30 days. How many drinks did you usually have each time? A 'drink' is a glass of wine, a can or bottle of beer, a wine cooler, a shot glass of liquor, or a mixed drink.	

 H4TO41 - S23Q41 HAD ALCOHOL PST 24 HRS-W4

Type	Code	
Measurement Unit	numeric	
H4TO41	41. Did you have an alcoholic drink (beer, wine, or liquor) within the past 24 hours?	

0	no
1	yes

 H4TO42H - S23Q42H LAST ALCOHOL DRINK-HOUR-W4

Type	Code
Measurement Unit	numeric
H4TO42H	42H. At what time did you last have an alcoholic drink? [Hour]
1	1
2	2
3	3
4	4
5	5
6	6
7	7
8	8
9	9
10	10
11	11
12	12

 H4TO42M - S23Q42M LAST ALCOHOL DRINK-MINUTES-W4

Type	Numeric (Double)
H4TO42M	42M. At what time did you last have an alcoholic drink? [Minute]

 H4TO42T - S23Q42T LAST ALCOHOL DRINK-AM/PM-W4

Type	Code
Measurement Unit	numeric
H4TO42T	42T. At what time did you last have an alcoholic drink? [am/pm]
1	am
2	pm

 H4TO43 - S23Q43 TIME WHEN DRANK MORE THAN NOW-W4

Type	Code
Measurement Unit	numeric

H4TO43	43. Was there ever a period in your life when you drank more alcohol than you do now?
0	no
1	yes

 H4TO44 - S23Q44 TIME DRANK MST NUM DAYS DRANK-W4

Type	Code
Measurement Unit	numeric
H4TO44	44. During the period when you drank the most, on how many days did you drink?
1	less than 1 day a month
2	1 day a month
3	2 to 3 days a month
4	1 day a week
5	2 days a week
6	3 to 5 days a week
7	every day or almost every day

 H4TO45 - S23Q45 DRANK MST NUM DRINKS EACH TIME-W4

Type	Numeric (Double)
H4TO45	45. During the period when you drank the most, how many drinks did you usually have each time?

 H4TO46 - S23Q46 DRINK INTERFR W/ WORK/SCHOOL-W4

Type	Code
Measurement Unit	numeric
H4TO46	46. How often has your drinking interfered with your responsibilities at work or school?
0	never
1	1 time
2	more than 1 time

 H4TO47 - S23Q47 DRINKING PUT YOURSELF AT RISK-W4

Type	Code
Measurement Unit	numeric

H4TO47	47. How often have you been under the influence of alcohol when you could have gotten yourself or others hurt, or put yourself or others at risk, including unprotected sex?
0	never
1	1 time
2	more than 1 time

 H4TO48 - S23Q48 DRINKING CAUSE LEGAL PROBLEMS-W4

Type	Code
Measurement Unit	numeric
H4TO48	48. How often have you had legal problems because of your drinking, like being arrested for disturbing the peace or driving under the influence of alcohol, or anything else?
0	never
1	1 time
2	more than 1 time

 H4TO49 - S23Q49 DRINK CAUSE PROBLEMS W/FAMILY-W4

Type	Code
Measurement Unit	numeric
H4TO49	49. How often have you had problems with your family, friends, or people at work or school because of your drinking?
0	never
1	1 time
2	more than 1 time

 H4TO50 - S23Q50 KEPT DRINK WHEN PROB W/FAMILY-W4

Type	Code
Measurement Unit	numeric
H4TO50	50. Did you continue to drink after you realized drinking was causing you problems with family, friends, or people at work or school?
0	no
1	yes

 H4TO51 - S23Q51 NEED DRINK MORE TO GET EFFECT-W4

Type	Code
------	------

Measurement Unit	numeric
H4TO51	51. Have you ever found that you had to drink more than you used to in order to get the effect you wanted?
0	no
1	yes

 H4TO52 - S23Q52 SPENT LOT TIME DRINKING-W4

Type	Code
Measurement Unit	numeric
H4TO52	52. Has there ever been a period when you spent a lot of time drinking, planning how you would get alcohol, or recovering from a hangover?
0	no
1	yes

 H4TO53 - S23Q53 OFTEN DRINK MORE THAN INTENDED-W4

Type	Code
Measurement Unit	numeric
H4TO53	53. Have you often had more to drink or kept drinking for a longer period of time than you intended?
0	no
1	yes

 H4TO54 - S23Q54 EVER TRIED TO QUIT DRINKING-W4

Type	Code
Measurement Unit	numeric
H4TO54	54. Have you ever tried to quit or cut down on your drinking?
0	no
1	yes

 H4TO55 - S23Q55 EVER TIME WANT QUIT DRINKING-W4

Type	Code
Measurement Unit	numeric
H4TO55	55. Has there ever been a period of time when you wanted to quit or cut down on your drinking?
0	no
1	yes



 H4TO56 - S23Q56 ABLE CUT DOWN/QUIT FOR 1 MTH-W4

Type	Code
Measurement Unit	numeric
H4TO56	56. When you decided to cut down or quit drinking, were you able to do so for at least one month?
0	no
1	yes

 H4TO57 - S23Q57 NUM TIMES UNABLE TO QUIT 1 MTH-W4

Type	Code
Measurement Unit	numeric
H4TO57	57. How many times have you tried but been unable to cut down or quit drinking for at least one month?
1	1 time
2	2 times
3	3 times
4	4 times
5	5 times
6	6 times
7	7 times
8	8 times
10	10 times
11	11 times
12	12 times
15	15 times
20	20 times
25	25 times

 H4TO58 - S23Q58 EXPER WITHDRWL SYMPT NOT DRINK-W4

Type	Code
Measurement Unit	numeric
H4TO58	58. During the first few hours of not drinking, do you experience withdrawal symptoms such as the shakes, feeling anxious, trouble getting to sleep or staying asleep, nausea, vomiting, or rapid heart beats?

0	no
1	yes

 H4TO59 - S23Q59 KEPT DRINK CAUSD HEALTH PROB-W4

Type	Code
Measurement Unit	numeric
H4TO59	59. Have you ever continued to drink after you realized drinking was causing you any emotional problems (such as feeling irritable, depressed, or uninterested in things or having strange ideas) or causing you any health problems (such as ulcers, numbness in your hands/feet or memory problems)?
0	no
1	yes

 H4TO60 - S23Q60 STOP ACTVTIES INTERFR W/DRINK-W4

Type	Code
Measurement Unit	numeric
H4TO60	60. Have you ever given up or cut down on important activities that would interfere with drinking like getting together with friends or relatives, going to work or school, participating in sports, or anything else?
0	no
1	yes

 H4TO61 - S23Q61 3+ EXPER HAPPEN 12 MTH PERIOD-W4

Type	Code
Measurement Unit	numeric
H4TO61	61. Did (at least three of) these experiences occur together in a 12-month period?
0	no
1	yes

 H4TO62 - S23Q62 AGE WHEN 3+ DRINK EXPER HAPPEN-W4

Type	Numeric (Double)
Measurement Unit	numeric
H4TO62	62. How old were you when you first experienced these symptoms in the same 12 month period?

 H4TO63 - S23Q63 TOOK PRESCRPT DRUG NOT PRSCRB-W4

Type	Code
Measurement Unit	numeric
H4TO63	63. Have you ever taken any prescription drugs that were not prescribed for you, taken prescription drugs in larger amounts than prescribed, more often than prescribed, for longer periods than prescribed, or taken prescription drugs that you took only for the feeling or experience they caused?
0	no
1	yes

 H4TO64A - S23Q64A TOOK NOT PRESCRBD-SEDATIVES-W4

Type	Code
Measurement Unit	numeric
H4TO64A	64A. Which of the following types of prescription drugs have you taken that were not prescribed for you, taken in larger amounts than prescribed, more often than prescribed, for longer periods than prescribed, or that you took only for the feeling or experience they caused? sedatives or downers, such as barbiturates, sleeping pills, Quaalude, or Seconal
0	no
1	yes

 H4TO64B - S23Q64B TOOK NOT PRESCRBD-TRANQS-W4

Type	Code
Measurement Unit	numeric
H4TO64B	64B. Which of the following types of prescription drugs have you taken that were not prescribed for you, taken in larger amounts than prescribed, more often than prescribed, for longer periods than prescribed, or that you took only for the feeling or experience they caused? tranquilizers, such as Librium, Valium, or Xanax
0	no
1	yes

 H4TO64C - S23Q64C TOOK NOT PRESCRBD-STIMULNTS-W4

Type	Code
Measurement Unit	numeric

H4TO64C	64C. Which of the following types of prescription drugs have you taken that were not prescribed for you, taken in larger amounts than prescribed, more often than prescribed, for longer periods than prescribed, or that you took only for the feeling or experience they caused? stimulants or uppers, such as amphetamines, prescription diet pills, Ritalin, Preludin, or speed
0	no
1	yes

#### H4TO64D - S23Q64D TOOK NOT PRESCRBD-PAIN KILLRS-W4

Type	Code
Measurement Unit	numeric
H4TO64D	64D. Which of the following types of prescription drugs have you taken that were not prescribed for you, taken in larger amounts than prescribed, more often than prescribed, for longer periods than prescribed, or that you took only for the feeling or experience they caused? pain killers or opioids, such as Vicodin, OxyContin, Percocet, Demerol, Percodan, or Tylenol with codeine
0	no
1	yes

#### H4TO65A - S23Q65A EVER USED STERIODS-W4

Type	Code
Measurement Unit	numeric
H4TO65A	65A. Have you ever used any of the following drugs? steroids, anabolic steroids or 'body building' drugs
0	no
1	yes

#### H4TO65B - S23Q65B EVER USED MARIJUANA-W4

Type	Code
Measurement Unit	numeric
H4TO65B	65B. Have you ever used any of the following drugs? marijuana (hash, bhang, ganja)
0	no
1	yes

#### H4TO65C - S23Q65C EVER USED COCAINE-W4

Type	Code
------	------

Measurement Unit	numeric
H4TO65C	65C. Have you ever used any of the following drugs? cocaine (crack, coca leaves)
0	no
1	yes

#### H4TO65D - S23Q65D EVER USED CRYSTAL METH-W4

Type	Code
Measurement Unit	numeric
H4TO65D	65D. Have you ever used any of the following drugs? crystal meth (ice)
0	no
1	yes

#### H4TO65E - S23Q65E EVER USED OTHER ILLEGAL DRUGS-W4

Type	Code
Measurement Unit	numeric
H4TO65E	65E. Have you ever used any of the following drugs? other types of illegal drugs, such as LSD, PCP, ecstasy, heroin, or mushrooms; or inhalants
0	no
1	yes

#### H4TO66 - S23Q66 EVER INJECTED ILLLEGAL DRUGS-W4

Type	Code
Measurement Unit	numeric
H4TO66	66. Have you ever injected (shot up with a needle) any illegal drug, such as heroin or cocaine?
0	no
1	yes

#### H4TO67 - S23Q67 NUM TIMES INJCT DRG PST 30 DYS-W4

Type	Code
Measurement Unit	numeric
H4TO67	67. During the past 30 days, how many times did you inject an illegal drug?
0	0 times
1	1 time
2	2 times

5	5 times
10	10 times
15	15 times
25	25 times
30	30 times
36	36 times
50	50 times

 H4TO68 - S23Q68 AGE WHEN 1ST USED MARIJUANA-W4

Type	Numeric (Double)
H4TO68	68. How old were you the first time you used marijuana?

 H4TO69 - S23Q69 USED MARIJUANA 5+ TIMES-W4

Type	Code
Measurement Unit	numeric
H4TO69	69. Have you used marijuana more than 5 times?
0	no
1	yes

 H4TO70 - S23Q70 NUM DAYS USED MARIJUANA PST YR-W4

Type	Code
Measurement Unit	numeric
H4TO70	70. During the past 12 months, on how many days did you use marijuana?
0	none
1	1 or 2 days in the past 12 months
2	once a month or less (3 to 12 days in the past 12 months)
3	2 or 3 days a month
4	1 or 2 days a week
5	3 to 5 days a week
6	every day or almost every day

 H4TO71 - S23Q71 NUM DAYS USE MARIJ PST 30 DYS-W4

Type	Code
------	------

Measurement Unit	numeric
H4TO71	71. During the past 30 days, on how many days did you use marijuana?
0	none
1	one day
2	2 or 3 days
3	1 day a week
4	2 days a week
5	3 to 5 days a week
6	every day or almost every day

 H4TO72 - S23Q72 USED MARIJUANA PST 24 HOURS-W4

Type	Code
Measurement Unit	numeric
H4TO72	72. Have you used marijuana in the past 24 hours?
0	no
1	yes

 H4TO73H - S23Q73H TIME LAST USED MARIJUANA-HOUR-W4

Type	Code
Measurement Unit	numeric
H4TO73H	73H. At what time did you last use marijuana? [Hour]
1	1
2	2
3	3
4	4
5	5
6	6
7	7
8	8
9	9
10	10
11	11
12	12

 H4TO73M - S23Q73H TIME LST USE MARIJUANA-MINTE-W4

Type	Numeric (Double)
H4TO73M	73M. At what time did you last use marijuana? [Minute]

 H4TO73T - S23Q73T TIME LST USE MARIJUANA-AM/PM-W4

Type	Code
Measurement Unit	numeric
H4TO73T	73T. At what time did you last use marijuana? [am/pm]
1	am
2	pm

 H4TO74 - S23Q74 TIME USE MARIJ MORE THAN NOW-W4

Type	Code
Measurement Unit	numeric
H4TO74	74. Was there ever a time when you used marijuana more than you do now?
0	no
1	yes

 H4TO75 - S23Q75 TIME USE MARIJ MOST HOW MUCH-W4

Type	Code
Measurement Unit	numeric
H4TO75	75. During the period when you used marijuana the most, did you use marijuana:
1	less than 1 day a month
2	1 day a month
3	2 to 3 days a month
4	1 day a week
5	2 days a week
6	3 to 5 days a week
7	every day or almost every day

 H4TO76 - S23Q76 MARIJUANA INTERFR W/ WORK/SCHL-W4

Type	Code
Measurement Unit	numeric



H4TO76	76. How often has your marijuana use interfered with your responsibilities at work or school?
0	never
1	1 time
2	more than 1 time

#### H4TO77 - S23Q77 MARIJUANA PUT YOURSELF AT RISK-W4

Type	Code
Measurement Unit	numeric
H4TO77	77. How often have you been under the influence of marijuana when you could have gotten yourself or others hurt, or put yourself or others at risk, including unprotected sex?
0	never
1	1 time
2	more than 1 time

#### H4TO78 - S23Q78 MARIJUANA CAUSE LEGAL PROB-W4

Type	Code
Measurement Unit	numeric
H4TO78	78. How often have you had legal problems because of your marijuana use, like being arrested for disturbing the peace or anything else?
0	never
1	1 time
2	more than 1 time

#### H4TO79 - S23Q79 MARIJUANA CAUSE PROB W/ FAMILY-W4

Type	Code
Measurement Unit	numeric
H4TO79	79. How often have you had problems with your family, friends, or people at work or school because of your marijuana use?
0	never
1	1 time
2	more than 1 time

#### H4TO80 - S23Q80 KEPT USE MARIJ WHEN CAUSE PROB-W4

Type	Code
------	------

Measurement Unit	numeric
H4TO80	80. Did you continue to use marijuana after you realized using it was causing you problems with family, friends, or people at work or school?
0	no
1	yes

#### H4TO81 - S23Q81 USE MORE MARIJUANA GET EFFECT-W4

Type	Code
Measurement Unit	numeric
H4TO81	81. Have you ever found that you had to use more marijuana than you used to in order to get the effect you wanted?
0	no
1	yes

#### H4TO82 - S23Q82 SPENT LOT TIME USE MARIJUANA-W4

Type	Code
Measurement Unit	numeric
H4TO82	82. Has there ever been a period when you spent a lot of time using marijuana, getting it, or getting over its effects?
0	no
1	yes

#### H4TO83 - S23Q83 OFTN USE MORE MARIJUANA INTEND-W4

Type	Code
Measurement Unit	numeric
H4TO83	83. Have you often used more marijuana or used marijuana longer than you intended?
0	no
1	yes

#### H4TO84 - S23Q84 EVER TRIED QUIT MARIJUANA-W4

Type	Code
Measurement Unit	numeric
H4TO84	84. Have you ever tried to quit or cut down on your use of marijuana?
0	no
1	yes

 H4TO85 - S23Q85 EVER TIME WANT QUIT MARIJ-W4

Type	Code
Measurement Unit	numeric
H4TO85	85. Has there ever been a period of time when you wanted to quit or cut down on your use of marijuana?
0	no
1	yes

 H4TO86 - S23Q86 ABLE CUT DOWN/QUIT 1 MTH MARIJ-W4

Type	Code
Measurement Unit	numeric
H4TO86	86. When you decided to cut down or quit using marijuana, were you able to do so for at least one month?
0	no
1	yes

 H4TO87 - S23Q87 NUM TIMES UNABLE TO QUIT MARIJ-W4

Type	Code
Measurement Unit	numeric
H4TO87	87. How many times have you tried but been unable to cut down or quit using marijuana for at least one month?
1	1 time
2	2 times
3	3 times
4	4 times
5	5 times
6	6 times
7	7 times
8	8 times
10	10 times
12	12 times
20	20 times
25	25 times

 H4TO88 - S23Q88 EXPER WITHDRWL SYMPT NOT MARIJ-W4

Type	Code
Measurement Unit	numeric
H4TO88	88. During the first few hours of not using marijuana, do you experience withdrawal symptoms such as craving marijuana, feeling depressed, anxious, restless or irritable, having trouble concentrating, feeling tired or weak, having trouble sleeping, or a change in appetite?
0	no
1	yes

 H4TO89 - S23Q89 KEPT MARIJU CAUSD HEALTH PROB-W4

Type	Code
Measurement Unit	numeric
H4TO89	89. Have you ever continued to use marijuana after you realized using marijuana was causing you any emotional problems (such as feeling depressed or empty, feeling irritable or aggressive, feeling paranoid or confused, feeling anxious or tense, being jumpy or easily startled) or causing you any health problems (such as persistent cough, sore throat or sinus problems, heart pounding, headaches or dizziness, or sexual difficulties)?
0	no
1	yes

 H4TO90 - S23Q90 STOP ACTVTIES INTERFER W/MARIJ-W4

Type	Code
Measurement Unit	numeric
H4TO90	90. Have you ever given up or cut down on important activities that would interfere with your marijuana use like getting together with friends or relatives, going to work or school, participating in sports, or anything else?
0	no
1	yes

 H4TO91 - S23Q91 3+ EXPER HAPPN 12 MTH MARIJ-W4

Type	Code
Measurement Unit	numeric
H4TO91	91. Did (at least three of) these experiences occur together in a 12-month period?
0	no

1	yes
---	-----

 H4TO92 - S23Q92 AGE WHEN 3+ EXPER 12 MTH MARIJ-W4

Type	Numeric (Double)
H4TO92	92. How old were you when you first experienced these symptoms in the same 12 month period?

 H4TO93 - S23Q93 OTHR ILLEGAL DRUG USE MST OFTN-W4

Type	Code
Measurement Unit	numeric
H4TO93	93. Which one of these illegal drugs do you use most often?
1	MDMA (Ecstasy)
2	inhalants
3	LSD
4	heroin
5	PCP
6	other illegal drugs

 H4TO94 - S23Q94 DRUG USED MOST FREQUENTLY-W4

Type	Code
Measurement Unit	numeric
H4TO94	94. You said you have used these types of drugs (fill from list of drugs according to instructions below this question). Which one type have you used most frequently in your lifetime?
1	sedatives
2	tranquilizers
3	stimulants
4	pain killers
5	steroids
6	cocaine
7	crystal meth (ice)
8	other illegal drugs

 H4TO95 - S23Q95 OTHR DRUG USED MOST OFTEN-W4

Type	Code
------	------

Measurement Unit	numeric
H4TO95	95. Which one of these illegal drugs do you use most often?
1	MDMA (Ecstasy)
2	inhalants
3	LSD
4	heroin
5	PCP
6	other illegal drugs

 H4TO96 - S23Q96 AGE WHEN USED FAVORITE DRUG-W4

Type	Numeric (Double)
H4TO96	96. How old were you the first time you used {favorite drug}?

 H4TO97 - S23Q97 USE FAV DRUG MORE THAN 5 TIMES-W4

Type	Code
Measurement Unit	numeric
H4TO97	97. Have you used {favorite drug} more than 5 times in your lifetime?
0	no
1	yes

 H4TO98 - S23Q98 NUM DYS FAV DRUG PST 12 MTHS-W4

Type	Code
Measurement Unit	numeric
H4TO98	98. During the past 12 months, on how many days did you use {favorite drug}?
0	none
1	1 or 2 days in the past 12 months
2	once a month or less (3 to 12 days in the past 12 months)
3	2 or 3 days a month
4	1 or 2 days a week
5	3 to 5 days a week
6	every day or almost every day

 H4TO99 - S23Q99 NUM DYS USE FAV DRG PST 30 DYS-W4

Type	Code
Measurement Unit	numeric
H4TO99	99. During the past 30 days, on how many days did you use {favorite drug}?
0	none
1	one day
2	2 or 3 days
3	1 day a week
4	2 days a week
5	3 to 5 days a week
6	every day or almost every day

 H4TO100 - S23Q100 USED FAV DRUG PST 24 HRS-W4

Type	Code
Measurement Unit	numeric
H4TO100	100. Have you used {favorite drug} within the past 24 hours?
0	no
1	yes

 H4TO101H - S23Q101H TIME LAST USED FAV DRUG-HOUR-W4

Type	Code
Measurement Unit	numeric
H4TO101H	101H. At what time did you last use {favorite drug}? [Hour]
1	1
2	2
3	3
4	4
5	5
6	6
7	7
8	8
9	9
10	10
11	11

12	12
----	----

 H4TO101M - S23Q101M TIME LAST USED FAV DRUG-MIN-W4

Type	Code
Measurement Unit	numeric
H4TO101M	101M. At what time did you last use {favorite drug}? [Minute]
0	0
1	1
2	2
5	5
9	9
10	10
11	11
12	12
15	15
20	20
22	22
24	24
30	30
34	34
35	35
45	45

 H4TO101T - S23Q101T TIME LAST USD FAV DRUG-AM/PM-W4

Type	Code
Measurement Unit	numeric
H4TO101T	101T. At what time did you last use {favorite drug}? [am/pm]
1	am
2	pm

 H4TO102 - S23Q102 TIME USE FAV DRUG MOR THN NOW-W4

Type	Code
Measurement Unit	numeric



H4TO102	102. Was there ever a time when you used {favorite drug} more than you do now?
0	no
1	yes

#### H4TO103 - S23Q103 TIME USE FAV DRG MST HOW OFTN-W4

Type	Code
Measurement Unit	numeric
H4TO103	103. During the period when you used {favorite drug} the most, did you use {favorite drug}:
1	less than 1 day a month
2	1 day a month
3	2 to 3 a month
4	1 day a week
5	2 days a week
6	3 to 5 days a week
7	every day or almost every day

#### H4TO104 - S23Q104 FAV DRUG INTERFER WORK/SCHL-W4

Type	Code
Measurement Unit	numeric
H4TO104	104. How often has your {favorite drug} use interfered with your responsibilities at work or school?
0	never
1	1 time
2	more than 1 time

#### H4TO105 - S23Q105 FAV DRUG PUT YOURSELF AT RISK-W4

Type	Code
Measurement Unit	numeric
H4TO105	105. How often have you been under the influence of {favorite drug} when you could have gotten yourself or others hurt, or put yourself or others at risk, including unprotected sex?
0	never
1	1 time

2	more than 1 time
---	------------------

 H4TO106 - S23Q106 FAV DRUG CAUSE LEGAL PROB-W4

Type	Code
Measurement Unit	numeric
H4TO106	106. How often have you had legal problems because of your {favorite drug} use, like being arrested for disturbing the peace or anything else?
0	never
1	1 time
2	more than 1 time

 H4TO107 - S23Q107 FAV DRUG CAUSE PROB W/ FAMILY-W4

Type	Code
Measurement Unit	numeric
H4TO107	107. How often have you had problems with your family, friends, or people at work or school because of your {favorite drug} use?
0	never
1	1 time
2	more than 1 time

 H4TO108 - S23Q108 KEPT FAV DRUG WHEN PROB W/FAM-W4

Type	Code
Measurement Unit	numeric
H4TO108	108. Did you continue to use {favorite drug} after you realized using it was causing you problems with family, friends, or people at work or school?
0	no
1	yes

 H4TO109 - S23Q109 NEED MORE FAV DRUG GET EFFECT-W4

Type	Code
Measurement Unit	numeric
H4TO109	109. Have you ever found that you had to use more {favorite drug} than you used to in order to get the effect you wanted?
0	no
1	yes

 H4TO110 - S23Q110 SPENT LOT TIME USING FAV DRUG-W4

Type	Code
Measurement Unit	numeric
H4TO110	110. Has there ever been a period when you spent a lot of time using {favorite drug}, getting it, or getting over its effects?
0	no
1	yes

 H4TO111 - S23Q111 OFTN USE MORE FAV DRUG INTEND-W4

Type	Code
Measurement Unit	numeric
H4TO111	111. Have you often used more {favorite drug} or used {favorite drug} longer than you intended?
0	no
1	yes

 H4TO112 - S23Q112 EVER TRIED QUIT FAV DRUG-W4

Type	Code
Measurement Unit	numeric
H4TO112	112. Have you ever tried to quit or cut down on your use of {favorite drug}?
0	no
1	yes

 H4TO113 - S23Q113 EVER TIME WANT QUIT FAV DRUG-W4

Type	Code
Measurement Unit	numeric
H4TO113	113. Has there ever been a period of time when you wanted to quit or cut down on your use of {favorite drug}?
0	no
1	yes

 H4TO114 - S23Q114 ABLE TO QUIT 1 MTH FAV DRUG-W4

Type	Code
Measurement Unit	numeric
H4TO114	114. When you decided to cut down or quit using {favorite drug}, were you able to do so for at least one month?

0	no
1	yes

 H4TO115 - S23Q115 NUM TIME UNABLE QUIT FAV DRUG-W4

Type	Code
Measurement Unit	numeric
H4TO115	115. How many times have you tried but been unable to cut down or quit using {favorite drug} for at least one month?
1	1 time
2	2 times
3	3 times
4	4 times
5	5 times
6	6 times
7	7 times
8	8 times
9	9 times
10	10 times
12	12 times
13	13 times
20	20 times
22	22 times
25	25 times

 H4TO116 - S23Q116 EXPER WITHDRWL SYMPT NO DRUG-W4

Type	Code
Measurement Unit	numeric
H4TO116	116. During the first few hours of not using {favorite drug}, do you experience one or more withdrawal symptoms such as craving {favorite drug} , feeling depressed, anxious, restless or irritable, having trouble concentrating, feeling tired or weak, having trouble sleeping, or a change in appetite?
0	no
1	yes

 H4TO117 - S23Q117 KEPT USE DRUG CAUSE HLTH PROB-W4

Type	Code
Measurement Unit	numeric
H4TO117	117. Have you ever continued to use {favorite drug} after you realized using {favorite drug} was causing you any emotional problems (such as feeling depressed or empty, feeling irritable or aggressive, feeling paranoid or confused, feeling anxious or tense, being jumpy or easily startled) or causing you any health problems (such as heart pounding, headaches or dizziness, or sexual difficulties)?
0	no
1	yes

 H4TO118 - S23Q118 STOP ACTVTIES INTERFER W/DRUG-W4

Type	Code
Measurement Unit	numeric
H4TO118	118. Have you ever given up or cut down on important activities that would interfere with your {favorite drug} use like getting together with friends or relatives, going to work or school, participating in sports, or anything else?
0	no
1	yes

 H4TO119 - S23Q119 3+ EXPER HAPPEN 12 MTH DRUG-W4

Type	Code
Measurement Unit	numeric
H4TO119	119. Did (at least three of) these experiences occur together in a 12-month period?
0	no
1	yes

 H4TO120 - S23Q120 AGE WHEN 3+ EXPER 12 MTH DRUG-W4

Type	Numeric (Double)
H4TO120	120. How old were you when you first experienced these symptoms in the same 12 month period?

 H4MA1 - S24Q1 BEF 18 OFTEN FELT HURT/UNLOVED-W4

Type	Code
Measurement Unit	numeric

H4MA1	1. Before your 18th birthday, how often did a parent or other adult caregiver say things that really hurt your feelings or made you feel like you were not wanted or loved?
1	one time
2	two times
3	three to five times
4	six to ten times
5	more than ten times
6	this has never happened

 H4MA2 - S24Q2 AGE 1ST TX FELT HURT/UNLOVED-W4

Type	Numeric (Double)
H4MA2	2. How old were you the first time this happened?

 H4MA3 - S24Q3 BEF 18 TIMES HIT/KICK/THROWN-W4

Type	Code
Measurement Unit	numeric
H4MA3	3. Before your 18th birthday, how often did a parent or adult caregiver hit you with a fist, kick you, or throw you down on the floor, into a wall, or down stairs?
1	one time
2	two times
3	three to five times
4	six to ten times
5	more than ten times
6	this has never happened

 H4MA4 - S24Q4 AGE 1ST TX HIT/KICK/THROWN-W4

Type	Numeric (Double)
H4MA4	4. How old were you the first time this happened?

 H4MA5 - S24Q5 BEF 18 OFTEN TOUCH SEXUAL WAY-W4

Type	Code
Measurement Unit	numeric

H4MA5	5. How often did a parent or other adult caregiver touch you in a sexual way, force you to touch him or her in a sexual way, or force you to have sexual relations?
1	one time
2	two times
3	three to five times
4	six to ten times
5	more than ten times
6	this has never happened

 H4MA6 - S24Q6 AGE 1ST TX TOUCH SEXUAL WAY-W4

Type	Numeric (Double)
H4MA6	6. How old were you the first time this happened?

 H4DA1 - S25Q1 HRS/WK WATCH TV/VIDEOS-W4

Type	Numeric (Double)
H4DA1	1. In the past seven days, how many hours did you watch television or videos, including VHS, DVDs or music videos?

 H4DA2 - S25Q2 BIKE/SKATEBRD/DANCE/HIKE/HUNT-W4

Type	Code
Measurement Unit	numeric
H4DA2	2. In the past seven days, how many times did you bicycle, skateboard, dance, hike, hunt, or do yard work?
0	not at all
1	1 time
2	2 times
3	3 times
4	4 times
5	5 times
6	6 times
7	7 or more times

 H4DA3 - S25Q3 ROLR BLADE/SKATE/SKI/AEROBICS-W4

Type	Code
------	------

Measurement Unit	numeric	
H4DA3	3. In the past seven days, how many times did you roller blade, roller skate, downhill ski, snow board, play racquet sports, or do aerobics?	
0	not at all	
1	1 time	
2	2 times	
3	3 times	
4	4 times	
5	5 times	
6	6 times	
7	7 or more times	

 H4DA4 - S25Q4 PLAY A STRENUOUS SPORT-W4

Type	Code	
Measurement Unit	numeric	
H4DA4	4. In the past seven days, how many times did you participate in strenuous team sports such as football, soccer, basketball, lacrosse, rugby, field hockey, or ice hockey?	
0	not at all	
1	1 time	
2	2 times	
3	3 times	
4	4 times	
5	5 times	
6	6 times	
7	7 or more times	

 H4DA5 - S25Q5 PLAY INDIVIDUAL SPORT-W4

Type	Code	
Measurement Unit	numeric	
H4DA5	5. In the past seven days, how many times did you participate in individual sports such as running, wrestling, swimming, cross-country skiing, cycle racing, or martial arts?	
0	not at all	



1	1 time
2	2 times
3	3 times
4	4 times
5	5 times
6	6 times
7	7 or more times

 H4DA6 - S25Q6 GYMNSTC/WT LIFT/STRENGTH-W4

Type	Code
Measurement Unit	numeric
H4DA6	6. In the past seven days, how many times did you participate in gymnastics, weight lifting, or strength training?
0	not at all
1	1 time
2	2 times
3	3 times
4	4 times
5	5 times
6	6 times
7	7 or more times

 H4DA7 - S25Q7 PLAY GOLF/FISH/BOWL/BASEBALL-W4

Type	Code
Measurement Unit	numeric
H4DA7	7. In the past seven days, how many times did you play golf, go fishing or bowling, or play softball or baseball?
0	not at all
1	1 time
2	2 times
3	3 times
4	4 times
5	5 times

6	6 times
7	7 or more times

 H4DA8 - S25Q8 WALK FOR EXERCISE-W4


Type	Code
Measurement Unit	numeric
H4DA8	8. In the past seven days, how many times did you walk for exercise?
0	not at all
1	1 time
2	2 times
3	3 times
4	4 times
5	5 times
6	6 times
7	7 or more times

 H4DA9 - S25Q9 LAST 7 DAYS-TYP PHYS ACTIV-W4

Type	Code
Measurement Unit	numeric
H4DA9	9. Were the past seven days typical in terms of your physical activity?
0	no
1	yes

 H4DA10 - S25Q10 GEN MORE/LESS ACTIVE LAST WEEK-W4

Type	Code
Measurement Unit	numeric
H4DA10	10. Are you generally more active or less active than you were in the past seven days?
1	more active
2	less active

 H4DA11 - S25Q11 LAST 24 HRS VIGOROUS PHYS ACT-W4

Type	Code
Measurement Unit	numeric

H4DA11	11. In the past 24 hours, have you participated in vigorous physical activity long enough to work up a sweat, get your heart thumping, or get out of breath?
0	no
1	yes

 H4DA12H - S25Q12H HOUR LAST VIGOROUS PHYS ACT-W4

Type	Code
Measurement Unit	numeric
H4DA12H	12H. At what time in the past 24 hours did you last finish participating in vigorous physical activity? [Hour]
1	1
2	2
3	3
4	4
5	5
6	6
7	7
8	8
9	9
10	10
11	11
12	12

 H4DA12M - S25Q12M MINUTE LAST VIGOROUS PHYS ACT-W4

Type	Numeric (Double)
H4DA12M	12M. At what time in the past 24 hours did you last finish participating in vigorous physical activity? [minute]

 H4DA12T - S25Q12T AM/PM LAST VIGOROUS PHYS ACT-W4

Type	Code
Measurement Unit	numeric
H4DA12T	12T. At what time in the past 24 hours did you last finish participating in vigorous physical activity? [am/pm]
1	am

2 pm
------

 H4DA13 - S25Q13 AVG NO TXS/WK USE FITNESS CTR-W4

Type	Code
Measurement Unit	numeric
H4DA13	13. On the average, how many times per week do you use a physical fitness or recreation center in your neighborhood?
0	not at all
1	1 time
2	2 times
3	3 times
4	4 times
5	5 times
6	6 times
7	7 or more times

 H4DA14 - S25Q14 DAILY COMMUTE TIME TO WRK/SCHL-W4

Type	Numeric (Double)
H4DA14	14. How many minutes does it take you to get from your home to your (primary place of work/school)?

 H4DA15A - S25Q15A WORK/SCHOOL TRANSPORT-CAR-W4

Type	Code
Measurement Unit	numeric
H4DA15A	15A. How do you get to and from your (primary place of work/school)? Select as many kinds as you use. car
0	not selected
1	selected

 H4DA15B - S25Q15B WORK/SCHOOL TRNSPRT-PUB TRNSP-W4

Type	Code
Measurement Unit	numeric
H4DA15B	15B. How do you get to and from your (primary place of work/school)? Select as many kinds as you use. Public transportation (bus, train, subway)
0	not selected

1	selected
---	----------

#### H4DA15C - S25Q15C WORK/SCHOOL TRANSPORT-WALK-W4

Type	Code
Measurement Unit	numeric
H4DA15C	15C. How do you get to and from your (primary place of work/school)? Select as many kinds as you use. walking
0	not selected
1	selected

#### H4DA15D - S25Q15D WORK/SCHOOL TRANSPORT-BIKE-W4

Type	Code
Measurement Unit	numeric
H4DA15D	15D. How do you get to and from your (primary place of work/school)? Select as many kinds as you use. bicycle
0	not selected
1	selected

#### H4DA15E - S25Q15E WORK/SCHOOL TRANSPORT-NONE-W4

Type	Code
Measurement Unit	numeric
H4DA15E	15E. How do you get to and from your (primary place of work/school)? Select as many kinds as you use. none of the above
0	not selected
1	selected

#### H4DA16 - S25Q16 LIKELY USE SUNSCREEN/SUNBLOCK-W4

Type	Code
Measurement Unit	numeric
H4DA16	16. When you go outside on a sunny day for more than one hour, how likely are you to use sunscreen or sunblock?
1	very likely
2	somewhat likely
3	unlikely

#### H4DA17 - S25Q17 NUMBER HRS IN SUN IN SUMMER-W4

Type	Numeric (Double)
H4DA17	17. During a typical summer week, how many hours do you spend outdoors in the sun during the day?

#### H4DA18 - S25Q18 TXS IN LIFE HAD SEVERE SUNBURN-W4

Type	Code
Measurement Unit	numeric
H4DA18	18. How many times in your life have you had a sunburn that blistered?
1	0 times
2	1 time
3	2 or 3 times
4	4 or 5 times
5	more than 5 times

#### H4DA19 - S25Q19 OWN A COMPUTER-W4

Type	Code
Measurement Unit	numeric
H4DA19	19. Do you own a computer?
0	no
1	yes

#### H4DA20 - S25Q20 HAVE ACCESS TO A COMPUTER-W4

Type	Code
Measurement Unit	numeric
H4DA20	20. Do you have access to a computer, for example at a library, school, or work?
0	no
1	yes

#### H4DA21 - S25Q21 HAVE AN E-MAIL ACCOUNT-W4

Type	Code
Measurement Unit	numeric
H4DA21	21. Do you have an email account?
0	no
1	yes

 H4DA22 - S25Q22 HRS/WK SPEND ON INTERNET-W4

Type	Numeric (Double)
H4DA22	22. In the past seven days, how many hours did you spend using the Internet, for example, accessing your email or using the web? Do not count internet use for work or school.

 H4DA23 - S25Q23 HRS/WK PLAY COMPUTER GAMES-W4

Type	Numeric (Double)
H4DA23	23. In the past seven days, how many hours did you spend playing video or computer games, or using a computer? Do not count internet use for work or school.

 H4DA24 - S25Q24 EVER GAMBLLED FOR MONEY-W4

Type	Code
Measurement Unit	numeric
H4DA24	24. Have you ever bought lottery tickets, played video games or slot machines for money, bet on horses or sporting events, or taken part in any other kinds of gambling for money?
0	no
1	yes

 H4DA25 - S25Q25 GAMBLING FINANC/RELAT PROBLEMS-W4

Type	Code
Measurement Unit	numeric
H4DA25	25. Has your gambling ever caused serious financial problems or problems in your relationships with any of your family members or friends?
0	no
1	yes

 H4DA26 - S25Q26 HRS OF VOLUNTEER SVC LAST YR-W4

Type	Code
Measurement Unit	numeric
H4DA26	26. In the past 12 months, how many hours did you spend on volunteer or community service work?
1	0 hours
2	1 to 19 hours
3	20 to 39 hours

4	40 to 79 hours
5	80 to 159 hours
6	160 hours or more

 H4DA27 - S25Q27 OFTEN VOTE LOC/STATE ELECTIONS-W4

Type	Code
Measurement Unit	numeric
H4DA27	27. How often do you usually vote in local or statewide elections?
1	never
2	sometimes
3	often
4	always

 H4DA28 - S25Q28 CONSIDER CONSERV/LIBERAL/MIDDL-W4

Type	Code
Measurement Unit	numeric
H4DA28	28. In terms of politics, do you consider yourself very conservative, conservative, middle-of-the-road, liberal, or very liberal?
1	very conservative
2	conservative
3	middle-of-the-road
4	liberal
5	very liberal

 H4PE1 - S26Q1 I AM THE LIFE OF THE PARTY-W4

Type	Code
Measurement Unit	numeric
H4PE1	1. How much do you agree with each statement about you as you generally are now, not as you wish to be in the future? I am the life of the party.
1	strongly agree
2	agree
3	neither agree nor disagree
4	disagree
5	strongly disagree



 H4PE2 - S26Q2 SYMPATHIZE W/ OTHERS' FEELINGS-W4

Type	Code
Measurement Unit	numeric
H4PE2	2. How much do you agree with each statement about you as you generally are now, not as you wish to be in the future? I sympathize with others' feelings.
1	strongly agree
2	agree
3	neither agree nor disagree
4	disagree
5	strongly disagree

 H4PE3 - S26Q3 GET CHORES DONE RIGHT AWAY-W4

Type	Code
Measurement Unit	numeric
H4PE3	3. How much do you agree with each statement about you as you generally are now, not as you wish to be in the future? I get chores done right away.
1	strongly agree
2	agree
3	neither agree nor disagree
4	disagree
5	strongly disagree

 H4PE4 - S26Q4 HAVE FREQUENT MOOD SWINGS-W4

Type	Code
Measurement Unit	numeric
H4PE4	4. How much do you agree with each statement about you as you generally are now, not as you wish to be in the future? I have frequent mood swings.
1	strongly agree
2	agree
3	neither agree nor disagree
4	disagree
5	strongly disagree

 H4PE5 - S26Q5 HAVE VIVID IMAGINATION-W4

Type	Code
Measurement Unit	numeric
H4PE5	5. How much do you agree with each statement about you as you generally are now, not as you wish to be in the future? I have a vivid imagination.
1	strongly agree
2	agree
3	neither agree nor disagree
4	disagree
5	strongly disagree

 H4PE6 - S26Q6 WORRY ABOUT THINGS-W4

Type	Code
Measurement Unit	numeric
H4PE6	6. How much do you agree with each statement about you as you generally are now, not as you wish to be in the future? I worry about things.
1	strongly agree
2	agree
3	neither agree nor disagree
4	disagree
5	strongly disagree

 H4PE7 - S26Q7 ALWAYS OPTIMISTIC ABOUT FUTURE-W4

Type	Code
Measurement Unit	numeric
H4PE7	7. How much do you agree with each statement about you as you generally are now, not as you wish to be in the future? I'm always optimistic about my future.
1	strongly agree
2	agree
3	neither agree nor disagree
4	disagree
5	strongly disagree

 H4PE8 - S26Q8 GET ANGRY EASILY-W4

Type	Code
Measurement Unit	numeric
H4PE8	8. How much do you agree with each statement about you as you generally are now, not as you wish to be in the future? I get angry easily.
1	strongly agree
2	agree
3	neither agree nor disagree
4	disagree
5	strongly disagree

 H4PE9 - S26Q9 DO NOT TALK A LOT-W4

Type	Code
Measurement Unit	numeric
H4PE9	9. How much do you agree with each statement about you as you generally are now, not as you wish to be in the future? I don't talk a lot.
1	strongly agree
2	agree
3	neither agree nor disagree
4	disagree
5	strongly disagree

 H4PE10 - S26Q10 DISINTEREST IN OTHERS' PROBLMS-W4

Type	Code
Measurement Unit	numeric
H4PE10	10. How much do you agree with each statement about you as you generally are now, not as you wish to be in the future? I am not interested in other people's problems.
1	strongly agree
2	agree
3	neither agree nor disagree
4	disagree
5	strongly disagree

 H4PE11 - S26Q11 FORGET RETURN THINGS PROPERLY-W4

Type	Code
Measurement Unit	numeric
H4PE11	11. How much do you agree with each statement about you as you generally are now, not as you wish to be in the future? I often forget to put things back in their proper place.
1	strongly agree
2	agree
3	neither agree nor disagree
4	disagree
5	strongly disagree

 H4PE12 - S26Q12 RELAXED MOST OF THE TIME-W4

Type	Code
Measurement Unit	numeric
H4PE12	12. How much do you agree with each statement about you as you generally are now, not as you wish to be in the future? I am relaxed most of the time.
1	strongly agree
2	agree
3	neither agree nor disagree
4	disagree
5	strongly disagree

 H4PE13 - S26Q13 NOT INTERESTED ABSTRACT IDEAS-W4

Type	Code
Measurement Unit	numeric
H4PE13	13. How much do you agree with each statement about you as you generally are now, not as you wish to be in the future? I am not interested in abstract ideas.
1	strongly agree
2	agree
3	neither agree nor disagree
4	disagree
5	strongly disagree

 H4PE14 - S26Q14 NOT EASILY BOTHERED BY THINGS-W4

Type	Code
Measurement Unit	numeric
H4PE14	14. How much do you agree with each statement about you as you generally are now, not as you wish to be in the future? I am not easily bothered by things.
1	strongly agree
2	agree
3	neither agree nor disagree
4	disagree
5	strongly disagree

 H4PE15 - S26Q15 DO NOT EXPECT THINGS MY WAY-W4

Type	Code
Measurement Unit	numeric
H4PE15	15. How much do you agree with each statement about you as you generally are now, not as you wish to be in the future? I hardly ever expect things to go my way.
1	strongly agree
2	agree
3	neither agree nor disagree
4	disagree
5	strongly disagree

 H4PE16 - S26Q16 RARELY GET IRRITATED-W4


Type	Code
Measurement Unit	numeric
H4PE16	16. How much do you agree with each statement about you as you generally are now, not as you wish to be in the future? I rarely get irritated.
1	strongly agree
2	agree
3	neither agree nor disagree
4	disagree
5	strongly disagree

 H4PE17 - S26Q17 SOCIALIZE FREELY AT PARTIES-W4

Type	Code
Measurement Unit	numeric
H4PE17	17. How much do you agree with each statement about you as you generally are now, not as you wish to be in the future? I talk to a lot of different people at parties.
1	strongly agree
2	agree
3	neither agree nor disagree
4	disagree
5	strongly disagree

 H4PE18 - S26Q18 FEEL OTHERS' EMOTIONS-W4

Type	Code
Measurement Unit	numeric
H4PE18	18. How much do you agree with each statement about you as you generally are now, not as you wish to be in the future? I feel others' emotions.
1	strongly agree
2	agree
3	neither agree nor disagree
4	disagree
5	strongly disagree

 H4PE19 - S26Q19 I LIKE ORDER-W4

Type	Code
Measurement Unit	numeric
H4PE19	19. How much do you agree with each statement about you as you generally are now, not as you wish to be in the future? I like order.
1	strongly agree
2	agree
3	neither agree nor disagree
4	disagree
5	strongly disagree

 H4PE20 - S26Q20 I GET UPSET EASILY-W4

Type	Code
Measurement Unit	numeric
H4PE20	20. How much do you agree with each statement about you as you generally are now, not as you wish to be in the future? I get upset easily.
1	strongly agree
2	agree
3	neither agree nor disagree
4	disagree
5	strongly disagree

 H4PE21 - S26Q21 ABSTRACT CONCEPTS HARD TO GET-W4

Type	Code
Measurement Unit	numeric
H4PE21	21. How much do you agree with each statement about you as you generally are now, not as you wish to be in the future? I have difficulty understanding abstract ideas.
1	strongly agree
2	agree
3	neither agree nor disagree
4	disagree
5	strongly disagree

 H4PE22 - S26Q22 I GET STRESSED OUT EASILY-W4

Type	Code
Measurement Unit	numeric
H4PE22	22. How much do you agree with each statement about you as you generally are now, not as you wish to be in the future? I get stressed out easily.
1	strongly agree
2	agree
3	neither agree nor disagree
4	disagree
5	strongly disagree

 H4PE23 - S26Q23 EXPECT MORE GOOD THAN BAD-W4

Type	Code
Measurement Unit	numeric
H4PE23	23. How much do you agree with each statement about you as you generally are now, not as you wish to be in the future? Overall, I expect more good things to happen to me than bad.
1	strongly agree
2	agree
3	neither agree nor disagree
4	disagree
5	strongly disagree

 H4PE24 - S26Q24 I LOSE MY TEMPER-W4

Type	Code
Measurement Unit	numeric
H4PE24	24. How much do you agree with each statement about you as you generally are now, not as you wish to be in the future? I lose my temper.
1	strongly agree
2	agree
3	neither agree nor disagree
4	disagree
5	strongly disagree

 H4PE25 - S26Q25 I KEEP IN THE BACKGROUND-W4

Type	Code
Measurement Unit	numeric
H4PE25	25. How much do you agree with each statement about you as you generally are now, not as you wish to be in the future? I keep in the background.
1	strongly agree
2	agree
3	neither agree nor disagree
4	disagree
5	strongly disagree



 H4PE26 - S26Q26 UNINTERESTED IN OTHERS-W4

Type	Code
Measurement Unit	numeric
H4PE26	26. How much do you agree with each statement about you as you generally are now, not as you wish to be in the future? I am not really interested in others.
1	strongly agree
2	agree
3	neither agree nor disagree
4	disagree
5	strongly disagree

 H4PE27 - S26Q27 I MAKE A MESS OF THINGS-W4

Type	Code
Measurement Unit	numeric
H4PE27	27. How much do you agree with each statement about you as you generally are now, not as you wish to be in the future? I make a mess of things.
1	strongly agree
2	agree
3	neither agree nor disagree
4	disagree
5	strongly disagree

 H4PE28 - S26Q28 I SELDOM FEEL BLUE-W4

Type	Code
Measurement Unit	numeric
H4PE28	28. How much do you agree with each statement about you as you generally are now, not as you wish to be in the future? I seldom feel blue.
1	strongly agree
2	agree
3	neither agree nor disagree
4	disagree
5	strongly disagree

 H4PE29 - S26Q29 LACK GOOD IMAGINATION-W4

Type	Code
Measurement Unit	numeric
H4PE29	29. How much do you agree with each statement about you as you generally are now, not as you wish to be in the future? I do not have a good imagination.
1	strongly agree
2	agree
3	neither agree nor disagree
4	disagree
5	strongly disagree

 H4PE30 - S26Q30 DO NOT WORRY ABOUT PAST-W4

Type	Code
Measurement Unit	numeric
H4PE30	30. How much do you agree with each statement about you as you generally are now, not as you wish to be in the future? I don't worry about things that have already happened.
1	strongly agree
2	agree
3	neither agree nor disagree
4	disagree
5	strongly disagree

 H4PE31 - S26Q31 RARELY EXPECT GOOD HAPPN TO ME-W4

Type	Code
Measurement Unit	numeric
H4PE31	31. How much do you agree with each statement about you as you generally are now, not as you wish to be in the future? I rarely count on good things happening to me.
1	strongly agree
2	agree
3	neither agree nor disagree
4	disagree

5	strongly disagree
---	-------------------

 H4PE32 - S26Q32 I KEEP MY COOL-W4

Type	Code
Measurement Unit	numeric
H4PE32	32. How much do you agree with each statement about you as you generally are now, not as you wish to be in the future? I keep my cool.
1	strongly agree
2	agree
3	neither agree nor disagree
4	disagree
5	strongly disagree

 H4PE33 - S26Q33 AVOID CONFRONTING PROBLEMS-W4

Type	Code
Measurement Unit	numeric
H4PE33	33. How much do you agree with each statement about you as you generally are now, not as you wish to be in the future? I go out of my way to avoid having to deal with problems in my life.
1	strongly agree
2	agree
3	neither agree nor disagree
4	disagree
5	strongly disagree

 H4PE34 - S26Q34 RELY ON GUT FEELINGS DECISIONS-W4

Type	Code
Measurement Unit	numeric
H4PE34	34. How much do you agree with each statement about you as you generally are now, not as you wish to be in the future? When making a decision, I go with my "gut feeling" and don't think much about the consequences of each alternative
1	strongly agree
2	agree
3	neither agree nor disagree

4	disagree
5	strongly disagree

 H4PE35 - S26Q35 LIKE TO TAKE RISKS-W4

Type	Code
Measurement Unit	numeric
H4PE35	35. How much do you agree with each statement about you as you generally are now, not as you wish to be in the future? I like to take risks
1	strongly agree
2	agree
3	neither agree nor disagree
4	disagree
5	strongly disagree

 H4PE36 - S26Q36 LIVE W/O THOUGHT FOR FUTURE-W4

Type	Code
Measurement Unit	numeric
H4PE36	36. How much do you agree with each statement about you as you generally are now, not as you wish to be in the future? I live my life without much thought for the future
1	strongly agree
2	agree
3	neither agree nor disagree
4	disagree
5	strongly disagree

 H4PE37 - S26Q37 LOW ABILITY CHANGE IMP THINGS-W4

Type	Code
Measurement Unit	numeric
H4PE37	37. How much do you agree or disagree with the following statement? There is little I can do to change the important things in my life.
1	strongly agree
2	agree
3	neither agree nor disagree
4	disagree

5	strongly disagree
---	-------------------

 H4PE38 - S26Q38 MOST LIMITS SET BY OTHERS-W4

Type	Code
Measurement Unit	numeric
H4PE38	38. How much do you agree or disagree with the following statement? Other people determine most of what I can and cannot do.
1	strongly agree
2	agree
3	neither agree nor disagree
4	disagree
5	strongly disagree

 H4PE39 - S26Q39 MUCH INTERFERENCE W/MY WANTS-W4

Type	Code
Measurement Unit	numeric
H4PE39	39. How much do you agree or disagree with the following statement? There are many things that interfere with what I want to do.
1	strongly agree
2	agree
3	neither agree nor disagree
4	disagree
5	strongly disagree

 H4PE40 - S26Q40 LOW CONTRL EVENTS HAPPEN TO ME-W4

Type	Code
Measurement Unit	numeric
H4PE40	40. How much do you agree or disagree with the following statement? I have little control over the things that happen to me.
1	strongly agree
2	agree
3	neither agree nor disagree
4	disagree
5	strongly disagree

 H4PE41 - S26Q41 IMPOSSIBLE TO SOLVE MY PROBLMS-W4

Type	Code
Measurement Unit	numeric
H4PE41	41. How much do you agree or disagree with the following statement? There is really no way I can solve the problems I have.
1	strongly agree
2	agree
3	neither agree nor disagree
4	disagree
5	strongly disagree

 H4CMONTH - S27 COLLECTION DATE: MONTH -W4

Type	Code
Measurement Unit	numeric
H4CMONTH	Biospecimen Collection Date - Month
1	January
2	February
3	March
4	April
5	May
6	June
7	July
8	August
9	September
10	October
11	November
12	December

 H4CDAY - S27 COLLECTION DATE: DAY -W4

Type	Numeric (Double)
H4CDAY	Biospecimen Collection Date - Day

 H4CYEAR - S27 COLLECTION DATE: YEAR -W4

Type	Code	
Measurement Unit	numeric	
H4CYEAR	Biospecimen Collection Date - Year	
2007	2007	
2008	2008	
2009	2009	

 H4ARM - S27 WHICH ARM FOR BP -W4

Type	Code	
Measurement Unit	numeric	
H4ARM	Which Arm For Blood Pressure Measurement	
1	right	
2	left	

 H4CUFF - S27 CUFF SIZE FOR BP -W4

Type	Code	
Measurement Unit	numeric	
H4CUFF	Cuff Size	
1	adult	
2	large adult	
3	large adult, but exceeds large adult cuff	

 H4CUFFLG - S27 ARM CIRC IN PRETEST 12-12.75 IN-W4

Type	Code	
Measurement Unit	numeric	
H4CUFFLG	Arm Circumference Measured 12-12.75 Inches In Pretest	
0	no	
1	yes	

 H4SBP - S27 SYSTOLIC BLOOD PRESSURE-W4

Type	Numeric (Double)	
H4SBP	Systolic Blood pressure	

 H4DBP - S27 DIASTOLIC BLOOD PRESSURE -W4

Type	Numeric (Double)	
------	------------------	--

H4DBP	Diastolic Blood Pressure
-------	--------------------------

#### H4BPCLS - S27 BLOOD PRESSURE CLASS -W4

Type	Code
Measurement Unit	numeric
H4BPCLS	Blood Pressure Classification
1	normal: systolic <120, diastolic <80
2	prehypertension: systolic 120-139 or diastolic 80-89
3	hypertension I: systolic 140-159 or diastolic 90-99
4	hypertension II: systolic 160+ or diastolic 100+

#### H4BPFLG - S27 # OF BLOOD PRESSURE MEASURES-W4

Type	Code
Measurement Unit	numeric
H4BPFLG	Number of Blood Pressures Used to Create Single Variable
1	measures 2 & 3
2	measure 3 only
3	measure 2 only
4	measure 1 only
5	no measures

#### H4PR - S27 PULSE RATE -W4

Type	Numeric (Double)
H4PR	Pulse Rate

#### H4PP - S27 PULSE PRESSURE -W4

Type	Numeric (Double)
H4PP	Pulse Pressure

#### H4MAP - S27 MEAN ARTERIAL PRESSURE-W4

Type	Numeric (Double)
H4MAP	Mean Arterial Pressure

#### H4HGT - S27 MEASURED HEIGHT (CM)-W4

Type	Numeric (Double)
------	------------------



H4HGT	Measured Height [cm]
-------	----------------------

#### H4WGT - S27 MEASURED WEIGHT (KG)-W4

Type	Numeric (Double)
H4WGT	Measured Weight [kg]

#### H4WTLBS - S27 FLAG-WGT CHANGED FROM LBS TO KG-W4

Type	Code
Measurement Unit	numeric
H4WTLBS	Flag Indicating Weight was Incorrectly Measured in lbs and was Converted to kg
0	no
1	yes

#### H4BMI - S27 BMI -W4

Type	Numeric (Double)
H4BMI	Body Mass Index

#### H4BMICLS - S27 BMI CLASS -W4

Type	Code
Measurement Unit	numeric
H4BMICLS	Body Mass Index Classification
1	underweight: <18.5
2	normal 18.5-<25
3	overweight: 25-<30
4	obese I: 30-<35
5	obese II: 35-<40
6	obese III: 40+
88	over limit
89	weight inconsistent with height, waist and sex

#### H4WAIST - S27 MEASURED WAIST (CM) -W4


Type	Numeric (Double)
H4WAIST	Measured Waist (cm)

#### H4IR1 - S28Q1 PHYSICAL ATTRACTIVENESS OF R-W4

Type	Code	
Measurement Unit	numeric	
H4IR1	1. How physically attractive is the respondent?	
	1	very unattractive
	2	unattractive
	3	about average
	4	attractive
	5	very attractive

 H4IR2 - S28Q2 PERSONALITY ATTRACTIVENESS OF R-W4

Type	Code	
Measurement Unit	numeric	
H4IR2	2. How attractive is the respondent's personality?	
	1	very unattractive
	2	unattractive
	3	about average
	4	attractive
	5	very attractive

 H4IR3 - S28Q3 GROOMING-W4

Type	Code	
Measurement Unit	numeric	
H4IR3	3. How well-groomed is the respondent?	
	1	very poorly groomed
	2	poorly groomed
	3	about average
	4	well groomed
	5	very well groomed

 H4IR4 - S28Q4 RACE OF RESPONDENT BY FI-W4

Type	Code	
Measurement Unit	numeric	
H4IR4	4. Indicate the race of the sample member/respondent from your own observation (not from what the respondent said).	

1	White
2	Black or African American
3	American Indian or Alaska Native
4	Asian or Pacific Islander

 H4IR5 - S28Q5 THIRD PERSON PRESENT AT INTRVW-W4

Type	Code
Measurement Unit	numeric
H4IR5	5. Was a third person present during any portion of the interview--not just walking through the area where the interview was being conducted, but listening to or taking part in the interview process?
0	no
1	yes

 H4IR6 - S28Q6 WHO WAS PRESENT AT INTERVIEW-W4

Type	Code
Measurement Unit	numeric
H4IR6	6. Who was present?
1	wife, husband, or partner
2	other adult relative
3	other adult non-relative
4	son or daughter
5	other child relative
6	other child non-relative
7	unable to determine relationship

 H4IR7 - S28Q7 NUMBER OF INTERRUPTIONS-W4

Type	Code
Measurement Unit	numeric
H4IR7	7. How many interruptions occurred during the interview?
1	no interruptions
2	a few interruptions
3	many interruptions

 H4IR8 - S28Q8 LOCATION BIO SPECIMENS COLLECTD-W4

Type	Code
Measurement Unit	numeric
H4IR8	8. Where was the biomarker portion of the interview conducted?
1	inside respondent's residence
2	immediately outside respondent's residence
3	in respondent's work location
4	inside a parent's or other relative's residence (if the respondent has a separate residence)
5	immediately outside a parent's or other relative's residence (if the respondent has a separate residence)
6	in interviewer's car
7	in a library
8	in a restaurant or coffee shop
9	not applicable - biomarker section was not administered
10	at another location (specify in comment box)

 H4IR8A - S28Q8A OTHR LOCATION BIO SPEC COLLCTD-W4

Type	Code
Measurement Unit	numeric
H4IR8A	8A. Specify other location.
1	prison
2	office
3	friend's house
4	girlfriend's/boyfriend's house/apartment
5	hotel/motel
6	school
7	church
8	commons area of respondent's residence
9	bookstore/other store
10	interviewer's home

11	hospital/treatment center
12	park/pavillion
13	military barracks/office
14	other location

 H4IR9 - S28Q9 LOCATION OF INTERVIEW-W4

Type	Code
Measurement Unit	numeric
H4IR9	9. Where was the questionnaire portion of the interview conducted?
1	inside respondent's residence
2	immediately outside respondent's residence
3	in respondent's work location
4	inside a parent's or other relative's residence (if the respondent has a separate residence)
5	immediately outside a parent's or other relative's residence (if the respondent has a separate residence)
6	in interviewer's car
7	in a library
8	in a restaurant or coffee shop
9	at another location (specify in comment box)

 H4IR9A - S28Q9A OTHER LOCATION OF INTERVIEW-W4

Type	Code
Measurement Unit	numeric
H4IR9A	9A. Specify other location.
1	prison
2	office
3	friend's house
4	girlfriend's/boyfriend's house/apartment
5	hotel/motel
6	school
7	church

8	commons area of respondent's residence
9	bookstore/other store
10	interviewer's home
11	hospital/treatment center
12	park/pavilion
13	military barracks/office
14	other location

 H4IR10 - S28Q10 R APPEARED TO BE DRUNK/HIGH-W4

Type	Code
Measurement Unit	numeric
H4IR10	10. Did the respondent appear to be drunk or under the influence of a drug?
1	yes
2	no
3	perhaps

 H4IR11 - S28Q11 R APPEARED BORED/IMPATIENT-W4

Type	Code
Measurement Unit	numeric
H4IR11	11. Did the respondent ever seem bored or impatient during the interview?
0	no
1	yes

 H4IR12 - S28Q12 BOREDOM NEG EFFECT ON INVIEW-W4

Type	Code
Measurement Unit	numeric
H4IR12	12. Did the respondent's boredom or impatience negatively affect the quality of the interview?
0	no
1	yes

 H4IR13 - S28Q13 CANDIDNESS OF R-W4

Type	Code
Measurement Unit	numeric
H4IR13	13. In your opinion, was the respondent candid in his/her responses?

0	no
1	yes

 H4IR14 - S28Q14 R NEED HELP W/SELF ADMIN-W4

Type	Code
Measurement Unit	numeric
H4IR14	14. Did the respondent require your help in completing the self-administered part of the questionnaire?
2	no
3	yes, all of the self-administered questions
4	yes, some of the self-administered questions

 H4IR15 - S28Q21 ABLE TO DO GPS READING-W4

Type	Code
Measurement Unit	numeric
H4IR15	15. Were you [field interviewer] able to do a GPS reading?
0	no
1	yes

 H4IR16 - S28Q22 WHY UNABLE TO DO GPS READING-W4

Type	Code
Measurement Unit	numeric
H4IR16	16. Why were you [field interviewer] unable to do a GPS reading?
1	reader not working/malfunctioning
2	GPS could not capture reading
3	other

 H4EO1 - S30Q1 VISITED RESPONDENT'S HOME-W4

Type	Code
Measurement Unit	numeric
H4EO1	1. In order to complete the environmental questions, you must have visited the respondent's home. Have you visited the respondent's home?
0	no
1	yes

 H4EO2 - S30Q2 ENVIRON DATA FROM CDF/MEMORY-W4

Type	Code
Measurement Unit	numeric
H4EO2	2. Please indicate whether you will enter data from Section D of the CDF for this case or whether you will be completing the neighborhood environment questions from memory.
1	using CDF
2	reporting based on memory

 H4EO3 - S30Q3 BUILDING CRACKING/ENTR UNSAFE-W4

Type	Code
Measurement Unit	numeric
H4EO3	3. The building structure or entrance is unsafe, or contains cracks or holes, broken siding or glass, or peeling paint.
0	no
1	yes

 H4EO4 - S30Q4 YARD UNKEMPT W/ DEBRIS/TRASH-W4

Type	Code
Measurement Unit	numeric
H4EO4	4. The yard is unkempt with overgrown shrubs or grass, or contains clutter, trash or other debris.
0	no
1	yes

 H4EO5A - S30Q5A BARRIER-NONE-W4

Type	Code
Measurement Unit	numeric
H4EO5A	5A. What types of barriers, if any, interfered with your access to the sample member's/respondent's dwelling? Select all that apply. none
0	not selected
1	selected

 H4EO5B - S30Q5B BARRIER-HAVE TO CALL UNIT-W4

Type	Code
Measurement Unit	numeric



H4EO5B	5B. What types of barriers, if any, interfered with your access to the sample member's/respondent's dwelling? Select all that apply. Guard/Door Person at the front door who has to call the unit
0	not selected
1	selected

#### H4EO5C - S30Q5C BARRIER-DOOR PRSN GIVE ACCESS-W4

Type	Code
Measurement Unit	numeric
H4EO5C	5C. What types of barriers, if any, interfered with your access to the sample member's/respondent's dwelling? Select all that apply. Guard/Door Person at the front door who must give access to building
0	not selected
1	selected

#### H4EO5D - S30Q5D BARRIER-DOOR PRSN AT GATE-W4

Type	Code
Measurement Unit	numeric
H4EO5D	5D. What types of barriers, if any, interfered with your access to the sample member's/respondent's dwelling? Select all that apply. guard/Door Person at gate of community
0	not selected
1	selected

#### H4EO5E - S30Q5E BARRIER-MANAGR CONTRL ACCESS-W4

Type	Code
Measurement Unit	numeric
H4EO5E	5E. What types of barriers, if any, interfered with your access to the sample member's/respondent's dwelling? Select all that apply. on-site/Off-site Staff/Manager who controls access
0	not selected
1	selected

#### H4EO5F - S30Q5F BARRIER-LOCKD ENTRY NO BUZZER-W4

Type	Code
Measurement Unit	numeric

H4EO5F	5F. What types of barriers, if any, interfered with your access to the sample member's/respondent's dwelling? Select all that apply. locked main entrance/gate, no intercom/buzzer (locked doors, locked gate, controlled gate, or other locked entry)
0	not selected
1	selected

#### H4EO5G - S30Q5G BARRIER-LOCKD ENTRY/HAS BUZZR-W4

Type	Code
Measurement Unit	numeric
H4EO5G	5G. What types of barriers, if any, interfered with your access to the sample member's/respondent's dwelling? Select all that apply. locked main entrance/gate with intercom/buzzer, no unit address labels (may contain other labels such as names, but does not provide address label)
0	not selected
1	selected

#### H4EO5H - S30Q5H BARRIER-LOCKD ENTRY/BUZZR/LABL-W4

Type	Code
Measurement Unit	numeric
H4EO5H	5H. What types of barriers, if any, interfered with your access to the sample member's/respondent's dwelling? Select all that apply. locked main entrance/gate with intercom/buzzer, with unit address labels
0	not selected
1	selected

#### H4EO5I - S30Q5I BARRIER-THREATENING ANIMAL-W4

Type	Code
Measurement Unit	numeric
H4EO5I	5I. What types of barriers, if any, interfered with your access to the sample member's/respondent's dwelling? Select all that apply. threatening animal on or near the property
0	not selected
1	selected

#### H4EO5J - S30Q5J BARRIER-THREATENING SIGN-W4

Type	Code
------	------

Measurement Unit	numeric	
H4E05J	5J. What types of barriers, if any, interfered with your access to the sample member's/respondent's dwelling? Select all that apply. threatening sign on or near the property	
0	not selected	
1	selected	

 H4E06 - S30Q6 DOMINT LAND USE OF IMMED AREA-W4

Type	Code	
Measurement Unit	numeric	
H4E06	6. Which of the following best describes the immediate area or street (one block, both sides) where the sample member/respondent lives?	
1	rural farm	
2	rural town	
3	suburban	
4	urban, residential only	
5	3 or more commercial properties, mostly retail	
6	3 or more commercial properties, mostly wholesale or industrial	
7	other (specify)	

 H4E07 - S30Q7 CONCERN FOR SAFETY-W4

Type	Code	
Measurement Unit	numeric	
H4E07	7. How safe did you feel when you were in the sample member's/respondent's neighborhood? Did you feel:	
1	very safe	
2	moderately safe	
3	moderately unsafe	
4	very unsafe	

## Logical Products

### Data Layouts

#### Wave IV In-Home Interview

#### Wave IV In-Home Interview

#### IMONTH4 - MONTH OF INTERVIEW-W4

Type	Code
Measurement Unit	numeric
IMONTH4	Month interview completed
1	January
2	February
3	March
4	April
5	May
6	June
7	July
8	August
9	September
10	October
11	November
12	December

#### IDAY4 - DAY OF INTERVIEW-W4

Type	Code
Measurement Unit	Numeric (Double)
IDAY4	Day interview completed

#### IYEAR4 - YEAR OF INTERVIEW-W4

Type	Code
Measurement Unit	numeric
IYEAR4	Year interview completed
2007	2007
2008	2008
2009	2009

 MACNO4 - INTERVIEWER MACHINE NUMBER-W4

Type	Numeric (Double)
MACNO4	Machine Number on which the Adolescent Interview was Recorded

 INTID4 - INTERVIEWER ID NUMBER-W4

Type	Numeric (Double)
INTID4	Interviewer Identification Number

 BIO\_SEX4 - BIOLOGICAL SEX-W4

Type	Code
Measurement Unit	numeric
BIO_SEX4	Respondent's Gender
1	male
2	female

 VERSION4 - QUESTIONNAIRE VERSION-W4

Type	Code
VERSION4	Version Number of the Instrument Administered

 BREAK\_Q - BREAK OFF INTERVIEW

Type	Code
Measurement Unit	Text
BREAK_Q	Breakoff Questions Asked
H4ID9A	answers within 24 hours start here
H4TO28	answers within 24 hours start here
NO	not a breakoff interview
NONE	no answers within 24 hours
YES	breakoff interview, all answers within 24 hours

 PRYEAR4 - LAST INTERVIEW YEAR-W4

Type	Code
Measurement Unit	numeric
PRYEAR4	Previous Interview Year
1995	1995
1996	1996

2001	2001
2002	2002

 PRETEST4 - PRETEST INTERVIEW-W4

Type	Code
Measurement Unit	numeric
PRETEST4	Pretest Interview
0	not a pretest interview
1	pretest interview

 PRISON4 - PRISON INTERVIEW-W4

Type	Code
Measurement Unit	numeric
PRISON4	Interview Conducted in Prison
0	not a prison interview
1	prison interview

 H4OD1M - S1Q1 BIRTH MONTH-W4

Type	Code
Measurement Unit	numeric
H4OD1M	1M. Respondent's Date of Birth - Month
1	January
2	February
3	March
4	April
5	May
6	June
7	July
8	August
9	September
10	October
11	November
12	December

 H4OD1Y - S1Q1 BIRTH YEAR-W4

Type	Code
Measurement Unit	numeric
H4OD1Y	1Y. Respondent's Date of Birth - Year
1974	1974
1975	1975
1976	1976
1977	1977
1978	1978
1979	1979
1980	1980
1981	1981
1982	1982
1983	1983

 H4OD2A - S1Q2A SPEAK/WRITE-ENGLISH-W4

Type	Code
Measurement Unit	numeric
H4OD2A	2A. Which of the following languages do you speak or write? Select all that apply. English
0	not selected
1	selected

 H4OD2B - S1Q2B SPEAK/WRITE-SPANISH-W4

Type	Code
Measurement Unit	numeric
H4OD2B	2B. Which of the following languages do you speak or write? Select all that apply. Spanish
0	not selected
1	selected

 H4OD2C - S1Q2C SPEAK/WRITE-CHINESE-W4

Type	Code
Measurement Unit	numeric

H4OD2C	2C. Which of the following languages do you speak or write? Select all that apply. Chinese
0	not selected
1	selected

 H4OD2D - S1Q2D SPEAK/WRITE-OTHER EUROPEAN-W4

Type	Code
Measurement Unit	numeric
H4OD2D	2D. Which of the following languages do you speak or write? Select all that apply. an other European language
0	not selected
1	selected

 H4OD2E - S1Q2E SPEAK/WRITE-OTHER ASIAN-W4

Type	Code
Measurement Unit	numeric
H4OD2E	2E. Which of the following languages do you speak or write? Select all that apply. an other Asian language
0	not selected
1	selected

 H4OD2F - S1Q2F SPEAK/WRITE-OTH-W4

Type	Code
Measurement Unit	numeric
H4OD2F	2F. Which of the following languages do you speak or write? Select all that apply. other
0	not selected
1	selected

 H4OD3 - S1Q3 LANG USED MOST W/FAMILY-W4

Type	Code
Measurement Unit	numeric
H4OD3	3. What language do you use most with your family and close relatives?
1	English
2	Spanish
3	Chinese



4	an other European language
5	an other Asian language
6	an other language

 H4OD4 - S1Q4 BORN A US CITIZEN-W4

Type	Code
Measurement Unit	numeric
H4OD4	4. Were you born a US citizen?
0	no
1	yes

 H4OD5 - S1Q5 HAVE BECOME A US CITIZEN-W4

Type	Code
Measurement Unit	numeric
H4OD5	5. Have you become a US citizen?
0	no
1	yes

 H4OD6M - S1Q6M MONTH BECAME A US CITIZEN-W4

Type	Code
Measurement Unit	numeric
H4OD6M	6M. In what month and year did you become a citizen? [month]
1	January
2	February
3	March
4	April
5	May
6	June
7	July
8	August
9	September
10	October
11	November
12	December

13	Spring
14	Summer
15	Fall
16	Winter

 H4OD6Y - S1Q6Y YEAR BECAME A US CITIZEN-W4

Type	Numeric (Double)
H4OD6Y	6Y. In what month and year did you become a citizen? [year]

 H4OD7 - S1Q7 TRYING TO BECOME A US CITIZEN-W4

Type	Code
Measurement Unit	numeric
H4OD7	7. Are you trying to become a US citizen?
0	no
1	yes

 H4WP1 - S2Q1 IS BIO MOM STILL LIVING-W4

Type	Code
Measurement Unit	numeric
H4WP1	1. Is your biological mother still alive?
0	no
1	yes

 H4WP2M - S2Q2M BIO MOM DEATH-MONTH-W4

Type	Code
Measurement Unit	numeric
H4WP2M	2M. In what month did your biological mother die?
1	January
2	February
3	March
4	April
5	May
6	June
7	July

8	August
9	September
10	October
11	November
12	December

 H4WP2Y - S2Q2Y BIO MOM DEATH-YEAR-W4

Type	Numeric (Double)
H4WP2Y	2Y. In what year did your biological mother die?

 H4WP3 - S2Q3 BIO MOM SERVED TIME JAIL/PRISON-W4

Type	Code
Measurement Unit	numeric
H4WP3	3. (Has/did) your biological mother ever (spent/spend) time in jail or prison?
0	no
1	yes

 H4WP4 - S2Q4 NO TX BIO MOM IN JAIL/PRISON-W4

Type	Code
Measurement Unit	numeric
H4WP4	4. How many times (has/did) your biological mother (spent/spend) time in jail or prison?
1	1 time
2	2 times
3	3 times
4	4 times
5	5 times
6	6 times
7	7 times
8	8 times
9	9 times
10	10 times
12	12 times
15	15 times

17	17 times
20	20 times

 H4WP5 - S2Q5 YOUR AGE BIO MOM SNT JAIL/PRISON-W4

Type	Numeric (Double)
H4WP5	5. How old were you when your biological mother went to jail or prison (the first time)? [years]

 H4WP6 - S2Q6 YOUR AGE BIO MOM REL JAIL/PRISON-W4

Type	Numeric (Double)
H4WP6	6. How old were you when your biological mother was released from jail or prison (most recently)? [years]


 H4WP7 - S2Q7 IS BIO DAD STILL LIVING-W4

Type	Code
Measurement Unit	numeric
H4WP7	7. Is your biological father still alive?
0	no
1	yes

 H4WP8M - S2Q8M BIO DAD DEATH-MONTH-W4

Type	Code
Measurement Unit	numeric
H4WP8M	8M. In what month did your biological father die?
1	January
2	February
3	March
4	April
5	May
6	June
7	July
8	August
9	September
10	October
11	November

12	December
----	----------

 H4WP8Y - S2Q8Y BIO DAD DEATH-YEAR-W4

Type	Numeric (Double)
H4WP8Y	8Y. In what year did your biological father die?

 H4WP9 - S2Q9 HAS BIO FATHER SERVED TIME-W4

Type	Code
Measurement Unit	numeric
H4WP9	9. (Has/did) your biological father ever (spent/spend) time in jail or prison?
0	no
1	yes

 H4WP10 - S2Q10 NO TX BIO DAD IN JAIL/PRISON-W4

Type	Numeric (Double)
H4WP10	10. How many times (has/did) your biological father (spent/spend) time in jail or prison?

 H4WP11 - S2Q11 YOUR AGE BIO DAD SNT JAIL/PRISN-W4

Type	Numeric (Double)
H4WP11	11. How old were you when your biological father went to jail or prison (the first time)? [years]

 H4WP12 - S2Q12 YOUR AGE BIO DAD REL JAIL/PRISN-W4

Type	Numeric (Double)
H4WP12	12. How old were you when your biological father was released from jail or prison (most recently)? [years]

 H4WP13 - S2Q13 RELATIONSHIP TO MOM FIGURE-W4

Type	Code
Measurement Unit	numeric
H4WP13	13. We would like to know about the woman you feel raised you. This may be your biological mother, or it may be a step-mother, adoptive mother, grandmother, etc. If you have more than one mother figure, choose the one who is most important to you. What is this person's relationship to you?
1	biological mother
2	adoptive mother
3	step-mother who adopted you

4	step-mother
5	foster mother
6	grandmother
7	aunt
8	sister
9	other female relative
10	other female non-relative
11	was not raised by a mother figure

 H4WP14 - S2Q14 IS MOM FIGURE STILL ALIVE-W4


Type	Code
Measurement Unit	numeric
H4WP14	14. Is your (mother figure) still alive?
0	no
1	yes

 H4WP15M - S2Q15M MOM FIGURE DEATH-MONTH-W4

Type	Code
Measurement Unit	numeric
H4WP15M	15M. In what month did your [mother figure] die?
1	January
2	February
3	March
4	April
5	May
6	June
7	July
8	August
9	September
10	October
11	November
12	December

 H4WP15Y - S2Q15Y MOM FIGURE DEATH-YEAR-W4

Type	Numeric (Double)
H4WP15Y	15Y. In what year did your [mother figure] die?

 H4WP16 - S2Q16 MOM FIGURE SRV TME JAIL/PRIS-W4

Type	Code
Measurement Unit	numeric
H4WP16	16. (Has/did) your (mother figure) ever (spent/spend) time in jail or prison?
0	no
1	yes

 H4WP17 - S2Q17 NO TX MOM FIGURE IN JAIL/PRS-W4

Type	Code
Measurement Unit	numeric
H4WP17	17. How many times (has/did) your (mother figure) (spent/spend) time in jail or prison?
1	1 time
2	2 times
4	4 times

 H4WP18 - S2Q18 YOUR AGE MOM FIGURE SNT JAIL-W4

Type	Code
Measurement Unit	numeric
H4WP18	18. How old were you when your (mother figure) went to jail or prison (the first time)? [years]
0	less than 1 year
11	11 years old
12	12 years old
13	13 years old
14	14 years old
16	16 years old
17	17 years old
21	21 years old
24	24 years old

26	26 years old
----	--------------

 H4WP19 - S2Q19 YOUR AGE MOM FIGURE REL JAIL-W4

Type	Code
Measurement Unit	numeric
H4WP19	19. How old were you when your (mother figure) was released from jail or prison (most recently)? [years]
0	less than 1 year
11	11 years old
12	12 years old
13	13 years old
14	14 years old
15	15 years old
16	16 years old
17	17 years old
20	20 years old
21	21 years old
24	24 years old
26	26 years old
27	27 years old

 H4WP20 - S2Q20 MOM FIGURE TRVL TIME DSTANCE-W4

Type	Code
Measurement Unit	numeric
H4WP20	20. How far do you and your (mother figure) live from one another?
1	live together
2	within 1 mile
3	1 to 10 miles
4	11 to 50 miles
5	51 to 100 miles
6	101 to 200 miles
7	more than 200 miles



 H4WP21 - S2Q21 MOM FIGURE OFTEN SEE EACH/O-W4

Type	Code
Measurement Unit	numeric
H4WP21	21. How often do you and your (mother figure) see each other?
0	never
1	once a year or less
2	a few times a year
3	once or twice a month
4	once or twice a week
5	almost every day
7	almost every day

 H4WP22 - S2Q22 MOM FIGURE FREQ COMMUNICATE-W4

Type	Code
Measurement Unit	numeric
H4WP22	22. How often do you and your (mother figure) talk on the telephone, exchange letters, or exchange email?
0	never
1	once a year or less
2	a few times a year
3	once or twice a month
4	once or twice a week
5	almost every day

 H4WP23 - S2Q23 MOM FIGURE GOOD COMMUNICATION-W4

Type	Code
Measurement Unit	numeric
H4WP23	23. Do you agree or disagree with the following statement? You are satisfied with the way your (mother figure) and you communicate with each other.
1	strongly agree
2	agree
3	neither agree nor disagree
4	disagree

5	strongly disagree
---	-------------------

 H4WP24 - S2Q24 HOW CLOSE TO MOM FIGURE-W4

Type	Code
Measurement Unit	numeric
H4WP24	24. How close do you feel to your (mother figure)?
1	not at all close
2	not very close
3	somewhat close
4	quite close
5	very close

 H4WP25 - S2Q25 NUM TIME MOM FIG GIVE \$ LIV EXP-W4

Type	Code
Measurement Unit	numeric
H4WP25	25. How many times has your (mother figure) paid your living expenses or given you \$50 or more to pay living expenses during the past 12 months?
0	never (no)
1	yes, number of times unknown
2	yes, 1 or 2 times
3	yes, 3 or 4 times

 H4WP26 - S2Q26 NUM TIME GIVE \$ TO MOM FIG -W4

Type	Code
Measurement Unit	numeric
H4WP26	26. How many times have you paid your (mother figure's) living expenses or given her more than \$50 to pay living expenses during the past 12 months?
0	never (no)
1	yes, number of times unknown
2	yes, 1 or 2 times
3	yes, 3 or 4 times

 H4WP27 - S2Q27 RELATIONSHIP TO DAD FIGURE-W4

Type	Code
Measurement Unit	numeric

H4WP27	27. We would like to know about the man you feel raised you. This may be your biological father or it may be a step-father adoptive father, grandfather, etc. If you have more than one father figure, choose the one who is most important to you. What is this person's relationship to you?	
	1	biological father
	2	adoptive father
	3	step-father who adopted you
	4	step-father
	5	foster father
	6	grandfather
	7	uncle
	8	brother
	9	other male relative
	10	other male non-relative
	11	was not raised by a father figure

 H4WP28 - S2Q28 IS DAD FIGURE STILL ALIVE-W4

Type	Code	
Measurement Unit	numeric	
H4WP28	28. Is your (father figure) still alive?	
	0	no
	1	yes

 H4WP29M - S2Q29M DAD FIGURE DEATH-MONTH-W4

Type	Code	
Measurement Unit	numeric	
H4WP29M	29M. In what month did your (father figure) die?	
	1	January
	2	February
	3	March
	4	April
	5	May
	6	June
	7	July


8	August
9	September
10	October
11	November
12	December

 H4WP29Y - S2Q29Y DAD FIGURE DEATH-YEAR-W4

Type	Numeric (Double)
H4WP29Y	29Y. In what year did your (father figure) die?

 H4WP30 - S2Q30 DAD FIGURE SRV TME JAIL/PRIS-W4

Type	Code
Measurement Unit	numeric
H4WP30	30. (Has/did) your (father figure) ever (spent/spend) time in jail or prison?
0	no
1	yes

 H4WP31 - S2Q31 NO TX DAD FIGURE IN JAIL/PRS-W4

Type	Code
Measurement Unit	numeric
H4WP31	31. How many times (has/did) your (father figure) (spent/spend) time in jail or prison?
1	1 time
2	2 times
3	3 times
4	4 times
5	5 times
6	6 times
7	7 times
8	8 times
10	10 times
12	12 times
20	20 times
53	53 times

 H4WP32 - S2Q32 YOUR AGE DAD FIGURE SNT JAIL-W4

Type	Numeric (Double)
H4WP32	32. How old were you when your (father figure) went to jail or prison (the first time)? [years]

 H4WP33 - S2Q33 YOUR AGE DAD FIGURE REL JAIL-W4

Type	Numeric (Double)
H4WP33	33. How old were you when your (father figure) was released from jail or prison (most recently)? [years]

 H4WP34 - S2Q34 DAD FIGURE TRVL TIME DSTANCE-W4

Type	Code
Measurement Unit	numeric
H4WP34	34. How far do you and your (father figure) live from one another?
1	live together
2	within 1 mile
3	1 to 10 miles
4	11 to 50 miles
5	51 to 100 miles
6	101 to 200 miles
7	more than 200 miles

 H4WP35 - S2Q35 DAD FIGURE OFTEN SEE EACH/O-W4

Type	Code
Measurement Unit	numeric
H4WP35	35. How often do you and your (father figure) see each other?
0	never
1	once a year or less
2	a few times a year
3	once or twice a month
4	once or twice a week
5	almost every day

 H4WP36 - S2Q36 DAD FIGURE FREQ COMMUNICATE-W4

Type	Code
------	------

Measurement Unit	numeric
H4WP36	36. How often do you and your (father figure) talk on the telephone, exchange letters, or exchange email?
0	never
1	once a year or less
2	a few times a year
3	once or twice a month
4	once or twice a week
5	almost every day

 H4WP37 - S2Q37 DAD FIGURE GOOD COMMUNICATION-W4

Type	Code
Measurement Unit	numeric
H4WP37	37. How much do you agree or disagree with the following statement? You are satisfied with the way your (father figure) and you communicate with each other.
1	strongly agree
2	agree
3	neither agree nor disagree
4	disagree
5	strongly disagree

 H4WP38 - S2Q38 HOW CLOSE TO DAD FIGURE-W4

Type	Code
Measurement Unit	numeric
H4WP38	38. How close do you feel to your (father figure)?
1	not at all close
2	not very close
3	somewhat close
4	quite close
5	very close

 H4WP39 - S2Q39 NUM TIME DAD FIG GIVE \$ LIV EXP-W4

Type	Code
Measurement Unit	numeric

H4WP39	39. How many times has your (father figure) paid your living expenses or given you \$50 or more to pay living expenses during the past 12 months?
0	never (no)
1	yes, number of times unknown
2	yes, 1 or 2 times
3	yes, 3 or 4 times

 H4WP40 - S2Q40 NUM TIME GIVE \$ TO DAD FIG-W4

Type	Code
Measurement Unit	numeric
H4WP40	40. How many times have you paid your (father figure's) living expenses or given him more than \$50 to pay living expenses during the past 12 months?
0	never (no)
1	yes, number of times unknown
2	yes, 1 or 2 times
3	yes, 3 or 4 times

 H4WS1 - S3Q1 NO SIBLINGS ALIVE/DEAD-W4

Type	Numeric (Double)
H4WS1	1. How many brothers and sisters do you have, both living and deceased? Include biologically related, adoptive, and step-brothers or sisters.

 H4WS2 - S3Q2 NO SIBLINGS THAT HAVE DIED-W4

Type	Code
Measurement Unit	numeric
H4WS2	2. How many [siblings] have died?
0	0 siblings
1	1 sibling
2	2 siblings
3	3 siblings
4	4 siblings
6	6 siblings
7	7 siblings
8	8 siblings

 H4WS3A - S3Q3 SIBLING1 YEAR OF DEATH-W4

Type	Numeric (Double)
H4WS3A	3A. 1st Sibling: In what year did {INITIALS} die?

 H4WS3B - S3Q3 SIBLING2 YEAR OF DEATH-W4

Type	Numeric (Double)
H4WS3B	3B. 2nd Sibling: In what year did {INITIALS} die?

 H4WS3C - S3Q3 SIBLING3 YEAR OF DEATH-W4

Type	Numeric (Double)
H4WS3C	3C. 3rd Sibling: In what year did {INITIALS} die?

 H4WS3D - S3Q3 SIBLING4 YEAR OF DEATH-W4

Type	Numeric (Double)
H4WS3D	3D. 4th Sibling: In what year did {INITIALS} die?

 H4WS3E - S3Q3 SIBLING5 YEAR OF DEATH-W4

Type	Code
Measurement Unit	numeric
H4WS3E	3E. 5th Sibling: In what year did {INITIALS} die?
1976	1976
1984	1984

 H4WS3F - S3Q3 SIBLING6 YEAR OF DEATH-W4

Type	Code
Measurement Unit	numeric
H4WS3F	3F. 6th Sibling: In what year did {INITIALS} die?
1976	1976
1982	1982

 H4WS3G - S3Q3 SIBLING7 YEAR OF DEATH-W4

Type	Code
Measurement Unit	numeric
H4WS3G	3G. 7th Sibling: In what year did {INITIALS} die?
1981	1981
1983	1983



 H4WS3H - S3Q3 SIBLING8 YEAR OF DEATH-W4

Type	Code
Measurement Unit	numeric
H4WS3H	3H. 8th Sibling: In what year did {INITIALS} die?
1983	1983

 H4WS4 - S3Q4 NUMB OF CLOSE FRIENDS-W4

Type	Code
Measurement Unit	numeric
H4WS4	4. How many close friends do you have? (Close friends include people whom you feel at ease with, can talk to about private matters, and can call on for help.)
1	none
2	1 or 2 friends
3	3 to 5 friends
4	6 to 9 friends
5	10 or more friends

 H4WS5 - S3Q5 RACE OF CLOSE FRIENDS-W4

Type	Code
Measurement Unit	numeric
H4WS5	5. What race are your close friends?
1	all your race
2	almost all your race
3	mostly your race
4	about half your race
5	mostly other races
6	almost all other races
7	all other races

 H4GH1 - S4Q1 HOW IS GEN PHYSICAL HEALTH-W4

Type	Code
Measurement Unit	numeric
H4GH1	1. In general, how is your health?

1	excellent
2	very good
3	good
4	fair
5	poor

 H4GH2 - S4Q2 PAST MO,HEALTH PROB/MISSED DAY-W4

Type	Code
Measurement Unit	numeric
H4GH2	2. In the past 30 days, how often did a health problem cause you to miss a day of school or work?
0	never
1	a few times
2	about once a week
3	almost every day
4	every day

 H4GH3M - S4Q3M LAST MENSTRUAL PERIOD START M-W4

Type	Code
Measurement Unit	numeric
H4GH3M	3M. What is the date when your last menstrual period began? [month]
1	January
2	February
3	March
4	April
5	May
6	June
7	July
8	August
9	September
10	October
11	November
12	December

 H4GH3D - S4Q3D LAST MENSTRUAL PERIOD START D-W4

Type	Numeric (Double)
H4GH3D	3D. What is the date when your last menstrual period began? [Day]

 H4GH3Y - S4Q3Y LAST MENSTRUAL PERIOD START Y-W4

Type	Code
Measurement Unit	numeric
H4GH3Y	3Y. What is the date when your last menstrual period began? [Year]
1989	1989
1994	1994
1995	1995
1998	1998
1999	1999
2000	2000
2001	2001
2002	2002
2003	2003
2004	2004
2005	2005
2006	2006
2007	2007
2008	2008
2009	2009

 H4GH4A - S4Q4A LAST MENSTRUAL PERIOD START EST-W4

Type	Numeric (Double)
H4GH4A	4A. What is your best guess about how long ago your last menstrual period began? [Number of days, weeks, or months]

 H4GH4B - S4Q4B LAST MENSTRUAL PERIOD START DAY/WK/MTH-W4

Type	Code
Measurement Unit	numeric
H4GH4B	4B. What is your best guess about how long ago your last menstrual period began? [Days, weeks, or months]


1	days
2	weeks
3	months

 H4GH5F - S4Q5F HEIGHT-FEET-W4


Type	Code
Measurement Unit	numeric
H4GH5F	5F. How tall are you in feet?
4	4 feet
5	5 feet
6	6 feet
7	7 feet

 H4GH5I - S4Q5I HEIGHT-INCHES-W4

Type	Code
Measurement Unit	numeric
H4GH5I	5I. How tall are you in inches?
0	0 inches
1	1 inch
2	2 inches
3	3 inches
4	4 inches
5	5 inches
6	6 inches
7	7 inches
8	8 inches
9	9 inches
10	10 inches
11	11 inches

 H4GH6 - S4Q6 WEIGHT-LBS-W4

Type	Numeric (Double)
H4GH6	6. What is your current weight in pounds?

 H4GH7 - S4Q7 WHAT YOU THINK OF YOUR WEIGHT-W4

Type	Code
Measurement Unit	numeric
H4GH7	7. How do you think of yourself in terms of weight?
1	very underweight
2	slightly underweight
3	about the right weight
4	slightly overweight
5	very overweight

 H4GH8 - S4Q8 NUM TIMES FAST FOOD LAST 7 DAYS-W4

Type	Numeric (Double)
H4GH8	8. How many times in the past seven days did you eat food from a fast food restaurant, such as McDonald's, Burger King, Wendy's, Arby's, Pizza Hut, Taco Bell, or Kentucky Fried Chicken or a local fast food restaurant?

 H4GH9 - S4Q9 NUM NON-DIET SWEET DRINKS-W4

Type	Numeric (Double)
H4GH9	9. In the past 7 days, how many regular (non-diet) sweetened drinks did you have? Include regular soda, juice drinks, sweetened tea or coffee, energy drinks, flavored water, or other sweetened drinks.

 H4GH10 - S4Q10 NUM DIET DRINKS LAST 7 DAYS-W4

Type	Numeric (Double)
H4GH10	10. In the past 7 days, how many diet or low-calorie drinks did you have? Include diet sodas, unsweetened tea or coffee, or other drinks sweetened with artificial sweeteners.

 H4GH11H - S4Q11H LAST ATE/DRANK HOUR-W4

Type	Code
Measurement Unit	numeric
H4GH11H	11H. At what time did you last eat or drink anything other than water, including sugar-containing candy or gum? [Hour]
1	1
2	2
3	3

4	4
5	5
6	6
7	7
8	8
9	9
10	10
11	11
12	12

 H4GH11M - S4Q11M LAST ATE/DRANK MINUTE-W4

Type	Numeric (Double)
H4GH11M	11M. At what time did you last eat or drink anything other than water, including sugar-containing candy or gum? [Minute]

 H4GH11T - S4Q11T LAST ATE/DRANK AM/PM-W4

Type	Code
Measurement Unit	numeric
H4GH11T	11T. At what time did you last eat or drink anything other than water, including sugar-containing candy or gum? [am/pm]
1	am
2	pm

 H4GH12 - S4Q12 DRINK CAFFEINE LAST 24HRS-W4

Type	Code
Measurement Unit	numeric
H4GH12	12. Did you drink a caffeinated beverage (e.g., coffee, tea or soda) in the past 24 hours?
0	no
1	yes

 H4GH13H - S4Q13H TIME OF LAST CAFFEINE BEV HR-W4

Type	Code
Measurement Unit	numeric
H4GH13H	13H. At what time did you last drink a caffeinated beverage? [Hour]

1	1
2	2
3	3
4	4
5	5
6	6
7	7
8	8
9	9
10	10
11	11
12	12

 H4GH13M - S4Q13M TIME OF LAST CAFFEINE BEV MIN-W4

Type	Numeric (Double)
H4GH13M	13M. At what time did you last drink a caffeinated beverage? [Minute]

 H4GH13T - S4Q13T TIME OF LAST CAFFENE BEV AM/PM-W4

Type	Code
Measurement Unit	numeric
H4GH13T	13T. At what time did you last drink a caffeinated beverage? [am/pm]
1	am
2	pm

 H4HS1 - S5Q1 BEST DESCRIBE CURR/HEALTH INS-W4

Type	Code
Measurement Unit	numeric
H4HS1	1. Which of the following best describes your current health insurance situation?
1	you have no health insurance
2	you get insurance through work
3	you get insurance through a union
4	you get insurance through school

5	you are covered by your husband's or wife's insurance
6	you are covered by your parent's insurance
7	you are covered because you are active duty military
8	you buy private insurance yourself
9	you are on Medicaid
10	you are covered through the Indian Health Service
11	you do not know what your health insurance is

 H4HS2A - S5Q2A WHY NO HEALTH INS-NO OFFER-W4

Type	Code
Measurement Unit	numeric
H4HS2A	2A. Why do you not have health insurance? Please tell me yes or no as I read the list of options. You are not offered health insurance through work or school.
0	no
1	yes

 H4HS2B - S5Q2B WHY NO HLTH INS-TOO EXPENSIVE-W4

Type	Code
Measurement Unit	numeric
H4HS2B	2B. Why do you not have health insurance? Please tell me yes or no as I read the list of options. It is too expensive.
0	no
1	yes

 H4HS2C - S5Q2C WHY NO HLTH INS-NOT NEED/WANT-W4

Type	Code
Measurement Unit	numeric
H4HS2C	2C. Why do you not have health insurance? Please tell me yes or no as I read the list of options. You do not need or want health insurance.
0	no
1	yes

 H4HS2D - S5Q2D WHY NO HLTH INS-DENIED INSUR-W4



Type	Code
Measurement Unit	numeric
H4HS2D	2D. Why do you not have health insurance? Please tell me yes or no as I read the list of options. You were denied health insurance.
0	no
1	yes
5	not asked on pretest

 H4HS3 - S5Q3 # MONTHS HAVE HEALTH INSURANCE-W4

Type	Code
Measurement Unit	numeric
H4HS3	3. Over the past 12 months, how many months did you have health insurance?
0	0 months
1	1 month
2	2 months
3	3 months
4	4 months
5	5 months
6	6 months
7	7 months
8	8 months
9	9 months
10	10 months
11	11 months
12	12 months

 H4HS4 - S5Q4 PAST 12/MON NEEDED MED CARE-W4

Type	Code
Measurement Unit	numeric
H4HS4	4. Has there been any time in the past 12 months when you thought you should get medical care, but you did not?
0	no
1	yes

 H4HS5 - S5Q5 PAST12 MON PROB GOT WORSE-W4

Type	Code
Measurement Unit	numeric
H4HS5	5. In the past 12 months, did a health problem get worse because you did not get care when you thought you should?
0	no
1	yes

 H4HS6 - S5Q6 LOCATION HEALTH CARE FACILITY-W4

Type	Code
Measurement Unit	numeric
H4HS6	6. Where do you usually go when you are sick or need health care?
1	never get sick or need health care
2	hospital-based clinic
3	hospital emergency room
4	community health center or clinic
5	health maintenance organization (HMO)
6	private doctor's office
7	school or college clinic
8	military hospital or clinic
9	clinic at work
10	some other place

 H4HS7 - S5Q7 LAST ROUTINE CHECK-UP-W4

Type	Code
Measurement Unit	numeric
H4HS7	7. How long ago did you last have a routine check-up?
1	within the past 3 months
2	4 to 6 months ago
3	7 to 9 months ago
4	10 to 12 months ago
5	longer than 1 year ago but less than 2 years ago
6	2 years ago or longer

7	never
---	-------

 H4HS8 - S5Q8 PAST 12 MON DENTAL EXAM-W4

Type	Code
Measurement Unit	numeric
H4HS8	8. In the past 12 months have you had a dental examination by a dentist or dental hygienist?
0	no
1	yes

 H4HS9 - S5Q9 PAST12 MON PSYCHO/COUNSELING-W4

Type	Code
Measurement Unit	numeric
H4HS9	9. In the past 12 months have you received psychological or emotional counseling?
0	no
1	yes

 H4ID1 - S06Q1 LIMIT:MODERATE ACTIVITIES-W4

Type	Code
Measurement Unit	numeric
H4ID1	1. How much does your health now limit you in these activities: moderate activities, such as moving a table, pushing a vacuum cleaner, bowling, playing golf?
1	not limited
2	limited a little
3	limited a lot

 H4ID2 - S06Q2 LIMIT:CLIMB SEV. FLIGHT STAIRS-W4

Type	Code
Measurement Unit	numeric
H4ID2	2. How much does your health now limit you in: climbing several flights of stairs?
1	not limited
2	limited a little
3	limited a lot

 H4ID3 - S06Q3 LIMIT CAUSE BY COND>YR/RECENT-W4

Type	Code
Measurement Unit	numeric
H4ID3	3. Is your limitation in activities caused by a condition that has lasted more than a year, or by a condition that has developed recently?
1	lasted more than a year
2	developed recently

 H4ID4 - S06Q4 USE BRACE, CANE, WHEELCHAIR-W4

Type	Code
Measurement Unit	numeric
H4ID4	4. Do you use a brace, cane, wheelchair or other device because of a physical condition?
0	no
1	yes

 H4ID5A - S06Q5A EVER BEEN DX CANCER/LEUKEMIA-W4

Type	Code
Measurement Unit	numeric
H4ID5A	5A. Has a doctor, nurse or other health care provider ever told you that you have or had: cancer or lymphoma or leukemia? Don't include skin cancer, except melanoma?
0	no
1	yes

 H4ID6A - S06Q6A AGE DX CANCER/LEUKEMIA-W4

Type	Numeric (Double)
H4ID6A	6A. How old were you when the doctor, nurse or other health care provider first told you?

 H4ID5B - S06Q5B HIGH CHOLESTEROL/LIPIDS/TRIG-W4

Type	Code
Measurement Unit	numeric
H4ID5B	5B. Has a doctor, nurse or other health care provider ever told you that you have or had: high blood cholesterol or triglycerides or lipids?
0	no
1	yes

 H4ID6B - S06Q6B AGE DX HIGH CHOLEST/LIPID/TRIG-W4

Type	Numeric (Double)
H4ID6B	6B. How old were you when the doctor, nurse or other health care provider diagnosed you with high blood cholesterol or triglycerides or lipids?

 H4ID5C - S06Q5C EVER DX W/HIGH BLOOD PRESSUR-W4

Type	Code
Measurement Unit	numeric
H4ID5C	5C. Has a doctor, nurse or other health care provider ever told you that you have or had: high blood pressure or hypertension {if female add, when you were not pregnant}?
0	no
1	yes

 H4ID6C - S06Q6C AGE DX HIGH BLOOD PRESSURE-W4

Type	Numeric (Double)
H4ID6C	6C. How old were you when the doctor, nurse or other health care provider diagnosed you with high blood pressure or hypertension?

 H4ID5D - S06Q5D EVER BEEN DX WITH DIABETES-W4

Type	Code
Measurement Unit	numeric
H4ID5D	5D. Has a doctor, nurse or other health care provider ever told you that you have or had: high blood sugar or diabetes {if female add, when you were not pregnant}?
0	no
1	yes

 H4ID6D - S06Q6D AGE DX WITH DIABETES-W4

Type	Numeric (Double)
H4ID6D	6D. How old were you when the doctor, nurse or other health care provider diagnosed you with high blood sugar or diabetes?

 H4ID5E - S06Q5E EVER BEEN DX HEART DISEASE-W4

Type	Code
Measurement Unit	numeric
H4ID5E	5E. Has a doctor, nurse or other health care provider ever told you that you have or had: heart disease?

0	no
1	yes

 H4ID6E - S06Q6E AGE DX HEART DISEASE-W4

Type	Numeric (Double)
H4ID6E	6E. How old were you when the doctor, nurse or other health care provider diagnosed you with heart disease?

 H4ID5F - S06Q5F EVER BEEN DX ASTHM/CR BRN/EMPH-W4

Type	Code
Measurement Unit	numeric
H4ID5F	5F. Has a doctor, nurse or other health care provider ever told you that you have or had: asthma, chronic bronchitis or emphysema?
0	no
1	yes

 H4ID6F - S06Q6F AGE DX ASTHMA/CHRN BRONC/EMPHY-W4

Type	Numeric (Double)
H4ID6F	6F. How old were you when the doctor, nurse or other health care provider diagnosed you with asthma, chronic bronchitis or emphysema?

 H4ID5G - S06Q5G EVER BEEN DX MIGRAINES-W4

Type	Code
Measurement Unit	numeric
H4ID5G	5G. Has a doctor, nurse or other health care provider ever told you that you have or had: migraine headaches?
0	no
1	yes

 H4ID6G - S06Q6G AGE DX MIGRAINE HEADACHES-W4

Type	Numeric (Double)
H4ID6G	6G. How old were you when the doctor, nurse or other health care provider diagnosed you with migraine headaches?

 H4ID5H - S06Q5H EVER BEEN DX WITH DEPRESSION-W4

Type	Code
Measurement Unit	numeric

H4ID5H	5H. Has a doctor, nurse or other health care provider ever told you that you have or had: depression?
0	no
1	yes

 H4ID6H - S06Q6H AGE DX DEPRESSION-W4

Type	Numeric (Double)
H4ID6H	6H. How old were you when the doctor, nurse or other health care provider diagnosed you with depression?

 H4ID5I - S06Q5I EVER BEEN DX PTSD-W4

Type	Code
Measurement Unit	numeric
H4ID5I	5I. Has a doctor, nurse or other health care provider ever told you that you have or had: post-traumatic stress disorder or PTSD?
0	no
1	yes

 H4ID6I - S06Q6I AGE DX PST TRAU STR DIS(PTSD)-W4

Type	Numeric (Double)
H4ID6I	6I. How old were you when the doctor, nurse or other health care provider diagnosed you with post-traumatic stress disorder?

 H4ID5J - S06Q5J EVER BEEN DX PANIC/ANXIETY DIS-W4

Type	Code
Measurement Unit	numeric
H4ID5J	5J. Has a doctor, nurse or other health care provider ever told you that you have or had: anxiety or panic disorder?
0	no
1	yes

 H4ID6J - S06Q6J AGE DX PANIC/ANXIETY DISORDER-W4

Type	Numeric (Double)
H4ID6J	6J. How old were you when the doctor, nurse or other health care provider diagnosed you with anxiety or panic disorder?

 H4ID5K - S06Q5K EVER BEEN DX W/EPILEPSY/SEIZ-W4

Type	Code
------	------

Measurement Unit	numeric	
H4ID5K	5K. Has a doctor, nurse or other health care provider ever told you that you have or had: epilepsy or another seizure disorder?	
	0	no
	1	yes

 H4ID6K - S06Q6K AGE DX EPILEPSY/SEIZURE DIS-W4

Type	Numeric (Double)	
H4ID6K	6K. How old were you when the doctor, nurse or other health care provider diagnosed you with epilepsy or another seizure disorder?	

 H4ID5L - S06Q5L EVER BEEN DX ADD/ADHD-W4

Type	Code	
Measurement Unit	numeric	
H4ID5L	5L. Has a doctor, nurse or other health care provider ever told you that you have or had: attention problems or ADD or ADHD?	
	0	no
	1	yes

 H4ID6L - S06Q6L AGE DX ADD/ADHD-W4

Type	Numeric (Double)	
H4ID6L	6L. How old were you when the doctor, nurse or other health care provider diagnosed you with attention problems or ADD or ADHD?	

 H4ID5M - S06Q5M EVER BEEN DX HIV/AIDS-W4

Type	Code	
Measurement Unit	numeric	
H4ID5M	5M. Has a doctor, nurse or other health care provider ever told you that you have or had: HIV/AIDS?	
	0	no
	1	yes

 H4ID6M - S06Q6M AGE DX HIV/AIDS-W4

Type	Numeric (Double)	
H4ID6M	6M. How old were you when the doctor, nurse or other health care provider diagnosed you with HIV/AIDS?	

 H4ID5N - S06Q5N EVER BEEN DX HEPATITIS C-W4



Type	Code
Measurement Unit	numeric
H4ID5N	5N. Has a doctor, nurse or other health care provider ever told you that you have or had: Hepatitis C?
0	no
1	yes

 H4ID6N - S06Q6N AGE DX HEPATITIS C-W4

Type	Numeric (Double)
H4ID6N	6N. How old were you when the doctor, nurse or other health care provider diagnosed you with Hepatitis C?

 H4ID7 - S06Q7 SERIOUS INJURY PAST YEAR-W4

Type	Code
Measurement Unit	numeric
H4ID7	7. In the past 12 months, have you suffered any serious injuries? For example, broken bones, cuts or lacerations, burns, torn muscles, tendons or ligaments, or other injuries that interfered with your ability to perform daily tasks.
0	no
1	yes

 H4ID8 - S06Q8 MVA WITHIN PAST YEAR-W4

Type	Code
Measurement Unit	numeric
H4ID8	8. In the past 12 months, were you involved in a motor vehicle accident?
0	no
1	yes

 H4ID9A - S06Q9A GUM DIS/LOST TOOTH LAST MONTH-W4

Type	Code
Measurement Unit	numeric
H4ID9A	9A. Have you had gum disease (gingivitis; periodontal disease) or tooth loss because of cavities in the last four weeks?
0	no
1	yes

 H4ID9B - S06Q9B ACTIVE INFECTION LAST MONTH-W4

Type	Code
Measurement Unit	numeric
H4ID9B	9B. Have you had an active infection in the last four weeks?
0	no
1	yes

 H4ID9C - S06Q9C SUSTAIN INJURY LAST MONTH-W4

Type	Code
Measurement Unit	numeric
H4ID9C	9C. Have you had an injury in the last four weeks?
0	no
1	yes

 H4ID9D - S06Q9D ACUTE ILLNESS LAST MONTH-W4

Type	Code
Measurement Unit	numeric
H4ID9D	9D. Have you had an acute illness in the last four weeks?
0	no
1	yes

 H4ID9E - S06Q9E SURGERY LAST MONTH-W4

Type	Code
Measurement Unit	numeric
H4ID9E	9E. Have you had surgery in the last four weeks?
0	no
1	yes

 H4ID9F - S06Q9F HAY FEVER SXS LAST MONTH-W4

Type	Code
Measurement Unit	numeric
H4ID9F	9F. Have you had active seasonal allergies (hay fever) in last four weeks?
0	no
1	yes

 H4ID9G - S06Q9G NONE OF ABOVE-W4

Type	Code
------	------

Measurement Unit	numeric
H4ID9G	9G. Have you had none of the above in the last four weeks?
0	no
1	yes

 H4ID10A - S06Q10A FLU SXS-PAST 2 WEEKS-W4

Type	Code
Measurement Unit	numeric
H4ID10A	10A. Have you had cold or Flu-like symptoms such as sore throat, runny nose, or cough in the last two weeks?
0	no
1	yes

 H4ID10B - S06Q10B FEVER-PAST 2 WEEKS-W4

Type	Code
Measurement Unit	numeric
H4ID10B	10B. Have you had fever in the last two weeks?
0	no
1	yes

 H4ID10C - S06Q10C NIGHT SWEATS-PAST 2 WEEKS-W4

Type	Code
Measurement Unit	numeric
H4ID10C	10C. Have you had night sweats in the last two weeks?
0	no
1	yes

 H4ID10D - S06Q10D DIARR/NAUSEA/VOMIT PAST 2 WKS-W4

Type	Code
Measurement Unit	numeric
H4ID10D	10D. Have you had nausea or vomiting or diarrhea in the last two weeks?
0	no
1	yes

 H4ID10E - S06Q10E BLOODY STOOL-PAST 2 WEEKS-W4

Type	Code
------	------

Measurement Unit	numeric
H4ID10E	10E. Have you had blood in stool (feces) or in urine in the last two weeks?
0	no
1	yes

 H4ID10F - S06Q10F POLYURIA-PAST 2 WEEKS-W4

Type	Code
Measurement Unit	numeric
H4ID10F	10F. Have you had frequent urination in the last two weeks?
0	no
1	yes

 H4ID10G - S06Q10G SKIN RASH-PAST 2 WEEKS-W4

Type	Code
Measurement Unit	numeric
H4ID10G	10G. Have you had skin rash or abscess in the last two weeks?
0	no
1	yes

 H4ID10H - S06Q10H NONE OF ABOVE SYMPTOMS-W4

Type	Code
Measurement Unit	numeric
H4ID10H	10H. Have you had none of the above in the last two weeks?
0	no
1	yes

 H4ID11 - S06Q11 ASPIRIN/ASA-CONTAINING PROD-W4

Type	Code
Measurement Unit	numeric
H4ID11	11. Regarding your current medication use: In the past 24 hours, have you taken aspirin or aspirin-containing medications including cold and allergy medications or headache powders? Do not include acetaminophen for example, Tylenol, or ibuprofen, for example, Advil, Motrin or Nuprin. Some examples of aspirin-containing medications include: Anacin, Aspirin, B C.Backache Relief Extra Strength, Bayer, Excedrin, Goody's, Pain Relief, Pain Reliever Added Strength, Vanquish
0	no

1	yes
---	-----

 H4ID12 - S06Q12 USING OTHER NSAID(S)-W4

Type	Code
Measurement Unit	numeric
H4ID12	12. In the past 24 hours, have you taken other anti-inflammatory medications? Do not include acetaminophen for example, Tylenol or aspirin-containing medications. Some examples of those include: Advil, Aleve, Ibuprofen, Motrin, Naproxen, Nuprin
0	no
1	yes

 H4ID13 - S06Q13 TOTAL BLINDNESS ONE/BOTH EYES-W4

Type	Code
Measurement Unit	numeric
H4ID13	13. Do you have total blindness in one or both eyes?
2	no
3	yes, one eye
4	yes, both eyes

 H4ID14 - S06Q14 USE GLASSES OR CONTACTS-W4

Type	Code
Measurement Unit	numeric
H4ID14	14. Do you use eyeglasses, contact lenses, both, or neither for vision correction?
1	eyeglasses
2	contact lenses
3	both
4	neither

 H4ID15 - S06Q15 W/CORRECTION HOW IS EYESIGHT-W4

Type	Code
Measurement Unit	numeric
H4ID15	15. With eyeglasses or contact lenses, how is your eyesight?
1	excellent
2	good

3	fair
4	poor
5	very poor

 H4ID16 - S06Q16 EVER WORN HEARING AID-W4

Type	Code
Measurement Unit	numeric
H4ID16	16. Have you ever worn a hearing aid?
0	no
1	yes

 H4ID17 - S06Q17 BEST DESCRIBES UNAIDED HEARING-W4

Type	Code
Measurement Unit	numeric
H4ID17	17. Which statement best describes your hearing without a hearing aid or other assistive devices?
1	excellent
2	good
3	a little trouble
4	moderate hearing trouble
5	a lot of trouble
6	deaf

 H4ID18 - S06Q18 STUTTERING STAMMERING PROBLEM-W4

Type	Code
Measurement Unit	numeric
H4ID18	18. Do you have a problem with stuttering or stammering?
0	no
1	yes

 H4ID19 - S06Q19 BEST DESCRIBES STUTT/STAM PROB-W4

Type	Code
Measurement Unit	numeric
H4ID19	19. How would you describe your stuttering or stammering at this time?
1	mild

2	moderate
3	severe

 H4ID20 - S06Q20 EXPER TINNITUS W/I PAST YEAR-W4

Type	Code
Measurement Unit	numeric
H4ID20	20. In the past 12 months have you been bothered by ringing, roaring, or buzzing in your ears or head (tinnitus) that lasts for 5 minutes or more?
0	no
1	yes

 H4ID21 - S06Q21 DURATION OF TINNITUS-W4

Type	Code
Measurement Unit	numeric
H4ID21	21. How long have you been bothered by this ringing, roaring, or buzzing in your ears or head?
1	<3 months
2	3-11 months
3	1-2 years
4	3-4 years
5	5-9 years
6	10-14 years
7	15 years or more

 H4ID22 - S06Q22 FREQUENCY OF TINNITUS-W4

Type	Code
Measurement Unit	numeric
H4ID22	22. In the past 12 months, how often have you had this ringing, roaring, or buzzing in your ears or head?
1	almost always
2	at least once a day
3	at least once a week
4	at least once a month
5	less frequently than once a month

 H4ID23 - S06Q23 VOICE PROBLEMS W/I PAST YEAR-W4

Type	Code
Measurement Unit	numeric
H4ID23	23. In the past 12 months, have you had any problem with your voice? By any problem, we mean was there any time when your voice was hoarse, raspy, breathy, weak, or, generally, did not work, perform, or sound as you feel it normally would?
0	no
1	yes, but the problem only lasted 1 or 2 days
2	yes, and the problem lasted 3 or more days
3	yes, but unknown - how long lasted

 H4ID24 - S06Q24 FREQ VOICE PROBLEMS PAST YEAR-W4

Type	Code
Measurement Unit	numeric
H4ID24	24. In the past 12 months, how often has your voice been hoarse, raspy, or breathy?
0	none
1	1 or 2 days in the past 12 months
2	once a month or less (3-12 days in the past 12 months)
3	2 or 3 days a month
4	1 or 2 days a week
5	3 to 5 days a week
6	every day, or almost every day

 H4ID25 - S06Q25 DIFFICULTY PROJECT/HEAR LST YR-W4

Type	Code
Measurement Unit	numeric
H4ID25	25. In the past 12 months, how often have you had difficulty being heard or trouble projecting your voice?
0	none
1	1 or 2 days in the past 12 months
2	once a month or less (3-12 days in the past 12 months)



3	2 or 3 days a month
4	1 or 2 days a week
5	3 to 5 days a week
6	every day, or almost every day


 H4ID26 - S06Q26 DOES VOICE PROB AFFECT LIFE-W4

Type	Code
Measurement Unit	numeric
H4ID26	26. How often does a problem with your voice affect your personal, social, or working (professional) life?
0	none
1	1 or 2 days in the past 12 months
2	once a month or less (3-12 days in the past 12 months)
3	2 or 3 days a month
4	1 or 2 days a week
5	3 to 5 days a week
6	every day, or almost every day

 H4SP1H - S7Q1H HR USUALLY WAKE UP WORKDAYS-W4

Type	Code
Measurement Unit	numeric
H4SP1H	1H. On days that you go to work, school or similar activities, what time do you usually wake up? [Hour]
1	1
2	2
3	3
4	4
5	5
6	6
7	7
8	8
9	9


10	10
11	11
12	12

 H4SP1M - S7Q1M MIN USUALLY WAKE UP WORKDAYS-W4

Type	Numeric (Double)
H4SP1M	1M. On days that you go to work, school or similar activities, what time do you usually wake up? [Minute]

 H4SP1T - S7Q1T AM/PM USUALLY WAKE UP WORKDAYS-W4

Type	Code
Measurement Unit	numeric
H4SP1T	1T. On days that you go to work, school or similar activities, what time do you usually wake up? [am/pm]
1	am
2	pm

 H4SP2H - S7Q2H HR USUAL BEDTIME WORKDAYS-W4

Type	Code
Measurement Unit	numeric
H4SP2H	2H. On days when you go to work, school, or similar activities, what time do you usually go to sleep the night or day before? [Hour]
1	1
2	2
3	3
4	4
5	5
6	6
7	7
8	8
9	9
10	10
11	11
12	12

 H4SP2M - S7Q2M MIN USUAL BEDTIME WORKDAYS-W4

Type	Numeric (Double)
H4SP2M	2M. On days when you go to work, school, or similar activities, what time do you usually go to sleep the night or day before? [Minute]

 H4SP2T - S7Q2T AM/PM USUAL BEDTIME WORKDAYS-W4

Type	Code
Measurement Unit	numeric
H4SP2T	2T. On days when you go to work, school, or similar activities, what time do you usually go to sleep the night or day before? [am/pm]
1	am
2	pm

 H4SP3H - S7Q3H HR USUALLY WAKE UP DAYS OFF-W4

Type	Code
Measurement Unit	numeric
H4SP3H	3H. On days that you don't have to get up at a certain time, what time do you usually wake up? [Hour]
1	1
2	2
3	3
4	4
5	5
6	6
7	7
8	8
9	9
10	10
11	11
12	12

 H4SP3M - S7Q3M MIN USUALLY WAKE UP DAYS OFF-W4

Type	Numeric (Double)
H4SP3M	3M. On days that you don't have to get up at a certain time, what time do you usually wake up? [Minute]

 H4SP3T - S7Q3T AM/PM USUALLY WAKE UP DAYS OFF-W4

Type	Code
Measurement Unit	numeric
H4SP3T	3T. On days that you don't have to get up at a certain time, what time do you usually wake up? [am/pm]
1	am
2	pm

 H4SP4H - S7Q4H HR USUAL BEDTIME DAYS OFF-W4

Type	Code
Measurement Unit	numeric
H4SP4H	4H. On days that you don't have to get up at a certain time, what time do you usually go to sleep the night or day before? [Hour]
1	1
2	2
3	3
4	4
5	5
6	6
7	7
8	8
9	9
10	10
11	11
12	12

 H4SP4M - S7Q4M MIN USUAL BEDTIME DAYS OFF-W4

Type	Numeric (Double)
H4SP4M	4M. On days that you don't have to get up at a certain time, what time do you usually go to sleep the night or day before? [Minute]

 H4SP4T - S7Q4T AM/PM USUAL BEDTIME DAYS OFF-W4

Type	Code
Measurement Unit	numeric

H4SP4T	4T. On days that you don't have to get up at a certain time, what time do you usually go to sleep the night or day before? [am/pm]
1	am
2	pm

 H4SP5 - S7Q5 HOW OFTEN TROUBLE FALLING ASLEEP-W4

Type	Code
Measurement Unit	numeric
H4SP5	5. Over the past four weeks, how often did you have trouble falling asleep?
0	never in the past four weeks
1	less than once a week
2	1 or 2 times a week
3	3 or 4 times a week
4	5 or more times a week

 H4SP6 - S7Q6 HOW OFTEN TROUBLE STAYING ASLEEP-W4

Type	Code
Measurement Unit	numeric
H4SP6	6. Over the past four weeks, how often did you have trouble staying asleep throughout the night? For example, you woke up several times at night or woke up earlier than you planned to?
0	never in the past four weeks
1	less than once a week
2	1 or 2 times a week
3	3 or 4 times a week
4	5 or more times a week

 H4SP7 - S7Q7 SNORE/STOP BREATHING IN SLEEP-W4

Type	Code
Measurement Unit	numeric
H4SP7	7. Based on what you have noticed or what others have told you, are there times when you snore or you stop breathing during your sleep?
0	no
1	yes

 H4HR1 - S8Q1 WHERE RESPONDENT LIVES-W4

Type	Code
Measurement Unit	numeric
H4HR1	1. Where do you live now? That is, where do you stay most often?
1	your parents' home
2	another person's home
3	your own place (apartment, house, trailer, etc.)
4	group quarters (dormitory, barracks, group home, hospital, communal home, prison or penitentiary, etc.)
5	homeless -- that is, you have no regular place to stay
6	other

 H4HR2 - S8Q2 KIND GROUP QUARTERS LIVING NOW-W4

Type	Code
Measurement Unit	numeric
H4HR2	2. What kind of group quarters are you living in?
1	dormitory at a school
3	barracks in the armed services
4	half-way house, social rehabilitation facility
5	prison, penitentiary
6	group home
7	hospital, nursing home, physical rehabilitation facility
8	communal home
9	other

 H4HR3 - S8Q3 RESP LIVES ALONE OR W/OTHERS-W4

Type	Code
Measurement Unit	numeric
H4HR3	3. Do you live alone or with others?
1	alone
2	with others

 H4HR4 - S8Q4 HOW MANY PEOPLE RESP LIVES WITH-W4

Type	Code
Measurement Unit	numeric
H4HR4	4. How many people live with you? Don't count yourself. If someone usually lives with you but is away temporarily include him or her.
1	1 person
2	2 people
3	3 people
4	4 people
5	5 people
6	6 people
7	7 people
8	8 people
9	9 people
10	10 people
11	11 people
12	12 people
13	13 people
14	14 people
15	15 people
16	16 people

 H4HR5A - S8Q5A HH MEMBER 1-GENDER-W4

Type	Code
Measurement Unit	numeric
H4HR5A	5A. 1st Household Member: Is {INITIALS} male or female?
1	male
2	female

 H4HR6A - S8Q6A HH MEMBER 1-AGE-W4

Type	Numeric (Double)
H4HR6A	6A. 1st Household Member: How old is {initials}?

 H4HR7A - S8Q7A HH MEMBER 1-APPROXIMATE AGE-W4

Type	Code
Measurement Unit	numeric
H4HR7A	7A. 1st Household Member: About how old is {INITIALS}?
23	23 years old
25	25 years old
30	30 years old
32	32 years old
36	36 years old
40	40 years old
42	42 years old
45	45 years old
46	46 years old
48	48 years old
50	50 years old
51	51 years old
52	52 years old
53	53 years old
55	55 years old
56	56 years old
57	57 years old
58	58 years old
60	60 years old
63	63 years old
70	70 years old
76	76 years old

 H4HR8A - S8Q8A HH MEMBER 1-RELATION TO RESP-W4

Type	Code
Measurement Unit	numeric
H4HR8A	8A. 1st Household Member: What is {INITIAL'S} relationship to you?
1	husband/wife



2	partner/boyfriend/girlfriend
3	son/daughter
4	brother/sister
5	brother's male partner/sister's female partner
6	sister's husband/brother's wife
7	sister's male partner/brother's female partner
8	father/mother
9	father's male partner/mother's female partner
10	mother's husband/father's wife
11	mother's male partner/father's female partner
12	father-in-law/mother-in-law
13	grandfather/grandmother
14	great-grandfather/great-grandmother
15	uncle/aunt
16	cousin
17	nephew/niece
18	other relative
19	non-relative

 H4HR9A - S8Q9A HH MEMBER 1-BEST/FIT RELATION-W4

Type	Code
Measurement Unit	numeric
H4HR9A	9A. 1st Household Member: Which description best fits {INITIALS}'s relationship to you?
1	biological son/daughter
2	adopted son/daughter
3	step son/daughter
10	full brother/sister
11	twin brother/sister
12	half brother/sister
13	step brother/sister
14	adoptive brother/sister

20	biological father/mother
21	adoptive father/mother
22	step father/mother who has adopted you
23	step father/mother
24	foster father/mother

 H4HR5B - S8Q5B HH MEMBER 2-GENDER-W4

Type	Code
Measurement Unit	numeric
H4HR5B	5B. 2nd Household Member: Is {INITIALS} male or female?
1	male
2	female

 H4HR6B - S8Q6B HH MEMBER 2-AGE-W4

Type	Numeric (Double)
H4HR6B	6B. 2nd Household Member: How old is {initials}?

 H4HR7B - S8Q7B HH MEMBER 2-APPROXIMATE AGE-W4

Type	Code
Measurement Unit	numeric
H4HR7B	7B. 2nd Household Member: About how old is {INITIALS}?
23	23 years old
25	25 years old
28	28 years old
30	30 years old
32	32 years old
35	35 years old
36	36 years old
38	38 years old
40	40 years old
46	46 years old
48	48 years old
50	50 years old

54	54 years old
55	55 years old
56	56 years old
57	57 years old
60	60 years old
62	62 years old
63	63 years old
70	70 years old
72	72 years old

 H4HR8B - S8Q8B HH MEMBER 2-RELATION TO RESP-W4

Type	Code
Measurement Unit	numeric
H4HR8B	8B. 2nd Household Member: What is {INITIAL'S} relationship to you?
1	husband/wife
2	partner/boyfriend/girlfriend
3	son/daughter
4	brother/sister
5	brother's male partner/sister's female partner
6	sister's husband/brother's wife
7	sister's male partner/brother's female partner
8	father/mother
9	father's male partner/mother's female partner
10	mother's husband/father's wife
11	mother's male partner/father's female partner
12	father-in-law/mother-in-law
13	grandfather/grandmother
14	great-grandfather/great-grandmother
15	uncle/aunt
16	cousin
17	nephew/niece

18	other relative
19	non-relative

 H4HR9B - S8Q9B HH MEMBER 2-BEST/FIT RELATION-W4

Type	Code
Measurement Unit	numeric
H4HR9B	9B. 2nd Household Member: Which description best fits {INITIALS}'s relationship to you?
1	biological son/daughter
2	adopted son/daughter
3	step son/daughter
4	step son/daughter have adopted
5	foster son/daughter
10	full brother/sister
11	twin brother/sister
12	half brother/sister
13	step brother/sister
14	adoptive brother/sister
15	foster brother/sister
16	brother/sister in-law
20	biological father/mother
21	adoptive father/mother
22	step father/mother who has adopted you
23	step father/mother

 H4HR5C - S8Q5C HH MEMBER 3-GENDER-W4

Type	Code
Measurement Unit	numeric
H4HR5C	5C. 3rd Household Member: Is {INITIALS} male or female?
1	male
2	female

 H4HR6C - S8Q6C HH MEMBER 3-AGE-W4

Type	Numeric (Double)
H4HR6C	6C. 3rd Household Member: How old is {initials}?

 H4HR7C - S8Q7C HH MEMBER 3-APPROXIMATE AGE-W4

Type	Code
Measurement Unit	numeric
H4HR7C	7C. 3rd Household Member: About how old is {INITIALS}?
14	14 years old
25	25 years old
30	30 years old
40	40 years old
43	43 years old
45	45 years old
48	48 years old
50	50 years old
52	52 years old
55	55 years old
57	57 years old
70	70 years old
87	87 years old

 H4HR8C - S8Q8C HH MEMBER 3-RELATION TO RESP-W4

Type	Code
Measurement Unit	numeric
H4HR8C	8C. 3rd Household Member: What is {INITIAL'S} relationship to you?
1	husband/wife
2	partner/boyfriend/girlfriend
3	son/daughter
4	brother/sister
5	brother's male partner/sister's female partner
6	sister's husband/brother's wife
7	sister's male partner/brother's female partner
8	father/mother

9	father's male partner/mother's female partner
10	mother's husband/father's wife
11	mother's male partner/father's female partner
12	father-in-law/mother-in-law
13	grandfather/grandmother
14	great-grandfather/great-grandmother
15	uncle/aunt
16	cousin
17	nephew/niece
18	other relative
19	non-relative

 H4HR9C - S8Q9C HH MEMBER 3-BEST/FIT RELATION-W4

Type	Code
Measurement Unit	numeric
H4HR9C	9C. 3rd Household Member: Which description best fits {INITIALS}'s relationship to you?
1	biological son/daughter
2	adopted son/daughter
3	step son/daughter
4	step son/daughter have adopted
5	foster son/daughter
10	full brother/sister
11	twin brother/sister
12	half brother/sister
13	step brother/sister
14	adoptive brother/sister
16	brother/sister in-law
20	biological father/mother
21	adoptive father/mother
23	step father/mother

 H4HR5D - S8Q5D HH MEMBER 4-GENDER-W4

Type	Code
Measurement Unit	numeric
H4HR5D	5D. 4th Household Member: Is {INITIALS} male or female?
1	male
2	female

 H4HR6D - S8Q6D HH MEMBER 4-AGE-W4

Type	Code
Measurement Unit	Numeric (Double)
H4HR6D	6D. 4th Household Member: How old is {initials}?

 H4HR7D - S8Q7D HH MEMBER 4-APPROXIMATE AGE-W4

Type	Code
Measurement Unit	numeric
H4HR7D	7D. 4th Household Member: About how old is {INITIALS}?
32	32 years old
42	42 years old
47	47 years old
50	50 years old
53	53 years old
67	67 years old
75	75 years old

 H4HR8D - S8Q8D HH MEMBER 4-RELATION TO RESP-W4

Type	Code
Measurement Unit	numeric
H4HR8D	8D. 4th Household Member: What is {INITIAL'S} relationship to you?
1	husband/wife
2	partner/boyfriend/girlfriend
3	son/daughter
4	brother/sister
5	brother's male partner/sister's female partner
6	sister's husband/brother's wife
7	sister's male partner/brother's female partner

8	father/mother
10	mother's husband/father's wife
11	mother's male partner/father's female partner
12	father-in-law/mother-in-law
13	grandfather/grandmother
14	great-grandfather/great-grandmother
15	uncle/aunt
16	cousin
17	nephew/niece
18	other relative
19	non-relative

 H4HR9D - S8Q9D HH MEMBER 4-BEST/FIT RELATION-W4

Type	Code
Measurement Unit	numeric
H4HR9D	9D. 4th Household Member: Which description best fits {INITIALS}'s relationship to you?
1	biological son/daughter
2	adopted son/daughter
3	step son/daughter
4	step son/daughter have adopted
5	foster son/daughter
10	full brother/sister
11	twin brother/sister
12	half brother/sister
13	step brother/sister
14	adoptive brother/sister
15	foster brother/sister
16	brother/sister in-law
20	biological father/mother
22	step father/mother who has adopted you
23	step father/mother



 H4HR5E - S8Q5E HH MEMBER 5-GENDER-W4

Type	Code
Measurement Unit	numeric
H4HR5E	5E. 5th Household Member: Is {INITIALS} male or female?
1	male
2	female

 H4HR6E - S8Q6E HH MEMBER 5-AGE-W4

Type	Numeric (Double)
H4HR6E	6E. 5th Household Member: How old is {initials}?

 H4HR7E - S8Q7E HH MEMBER 5-APPROXIMATE AGE-W4

Type	Code
Measurement Unit	numeric
H4HR7E	7E. 5th Household Member: About how old is {INITIALS}?
29	29 years old
30	30 years old
50	50 years old
62	62 years old
70	70 years old
78	78 years old

 H4HR8E - S8Q8E HH MEMBER 5-RELATION TO RESP-W4

Type	Code
Measurement Unit	numeric
H4HR8E	8E. 5th Household Member: What is {INITIAL'S} relationship to you?
1	husband/wife
2	partner/boyfriend/girlfriend
3	son/daughter
4	brother/sister
5	brother's male partner/sister's female partner
6	sister's husband/brother's wife
7	sister's male partner/brother's female partner
8	father/mother

10	mother's husband/father's wife
11	mother's male partner/father's female partner
12	father-in-law/mother-in-law
13	grandfather/grandmother
14	great-grandfather/great-grandmother
15	uncle/aunt
16	cousin
17	nephew/niece
18	other relative
19	non-relative


 H4HR9E - S8Q9E HH MEMBER 5-BEST/FIT RELATION-W4

Type	Code
Measurement Unit	numeric
H4HR9E	9E. 5th Household Member: Which description best fits {INITIALS}'s relationship to you?
1	biological son/daughter
2	adopted son/daughter
3	step son/daughter
4	step son/daughter have adopted
5	foster son/daughter
10	full brother/sister
11	twin brother/sister
12	half brother/sister
13	step brother/sister
14	adoptive brother/sister
16	brother/sister in-law
20	biological father/mother
21	adoptive father/mother

 H4HR5F - S8Q5F HH MEMBER 6-GENDER-W4

Type	Code
Measurement Unit	numeric


H4HR5F	5F. 6th Household Member: Is {INITIALS} male or female?	
1	male	
2	female	

 H4HR6F - S8Q6F HH MEMBER 6-AGE-W4

Type	Numeric (Double)
H4HR6F	6F. 6th Household Member: How old is {initials}?

 H4HR7F - S8Q7F HH MEMBER 6-APPROXIMATE AGE-W4

Type	Code
Measurement Unit	numeric
H4HR7F	7F. 6th Household Member: About how old is {INITIALS}?
35	35 years old
50	50 years old
55	55 years old
70	70 years old
76	76 years old

 H4HR8F - S8Q8F HH MEMBER 6-RELATION TO RESP-W4

Type	Code
Measurement Unit	numeric
H4HR8F	8F. 6th Household Member: What is {INITIAL'S} relationship to you?
1	husband/wife
2	partner/boyfriend/girlfriend
3	son/daughter
4	brother/sister
6	sister's husband/brother's wife
7	sister's male partner/brother's female partner
8	father/mother
10	mother's husband/father's wife
11	mother's male partner/father's female partner
12	father-in-law/mother-in-law
13	grandfather/grandmother
15	uncle/aunt

16	cousin
17	nephew/niece
18	other relative
19	non-relative

 H4HR9F - S8Q9F HH MEMBER 6-BEST/FIT RELATION-W4

Type	Code
Measurement Unit	numeric
H4HR9F	9F. 6th Household Member: Which description best fits {INITIALS}'s relationship to you?
1	biological son/daughter
2	adopted son/daughter
3	step son/daughter
5	foster son/daughter
10	full brother/sister
11	twin brother/sister
12	half brother/sister
13	step brother/sister
14	adoptive brother/sister
16	brother/sister in-law
20	biological father/mother
21	adoptive father/mother
23	step father/mother

 H4HR5G - S8Q5G HH MEMBER 7-GENDER-W4

Type	Code
Measurement Unit	numeric
H4HR5G	5G. 7th Household Member: Is {INITIALS} male or female?
1	male
2	female

 H4HR6G - S8Q6G HH MEMBER 7-AGE-W4

Type	Numeric (Double)
H4HR6G	6G. 7th Household Member: How old is {initials}?

 H4HR7G - S8Q7G HH MEMBER 7-APPROXIMATE AGE-W4

Type	Code
Measurement Unit	numeric
H4HR7G	7G. 7th Household Member: About how old is {INITIALS}?
37	37 years old
54	54 years old

 H4HR8G - S8Q8G HH MEMBER 7-RELATION TO RESP-W4

Type	Code
Measurement Unit	numeric
H4HR8G	8G. 7th Household Member: What is {INITIAL'S} relationship to you?
1	husband/wife
2	partner/boyfriend/girlfriend
3	son/daughter
4	brother/sister
6	sister's husband/brother's wife
7	sister's male partner/brother's female partner
8	father/mother
9	father's male partner/mother's female partner
10	mother's husband/father's wife
12	father-in-law/mother-in-law
13	grandfather/grandmother
15	uncle/aunt
16	cousin
17	nephew/niece
18	other relative
19	non-relative


 H4HR9G - S8Q9G HH MEMBER 7-BEST/FIT RELATION-W4

Type	Code
Measurement Unit	numeric
H4HR9G	9G. 7th Household Member: Which description best fits {INITIALS}'s relationship to you?

1	biological son/daughter
3	step son/daughter
5	foster son/daughter
10	full brother/sister
12	half brother/sister
13	step brother/sister
14	adoptive brother/sister
16	brother/sister in-law
20	biological father/mother

 H4HR5H - S8Q5H HH MEMBER 8-GENDER-W4

Type	Code
Measurement Unit	numeric
H4HR5H	5H. 8th Household Member: Is {INITIALS} male or female?
1	male
2	female

 H4HR6H - S8Q6H HH MEMBER 8-AGE-W4

Type	Numeric (Double)
H4HR6H	6H. 8th Household Member: How old is {initials}?

 H4HR7H - S8Q7H HH MEMBER 8-APPROXIMATE AGE-W4

Type	Numeric (Integer)
Measurement Unit	numeric
H4HR7H	7H. 8th Household Member: About how old is {INITIALS}?

 H4HR8H - S8Q8H HH MEMBER 8-RELATION TO RESP-W4

Type	Code
Measurement Unit	numeric
H4HR8H	8H. 8th Household Member: What is {INITIAL'S} relationship to you?
1	husband/wife
2	partner/boyfriend/girlfriend
3	son/daughter
4	brother/sister

6	sister's husband/brother's wife
7	sister's male partner/brother's female partner
8	father/mother
9	father's male partner/mother's female partner
12	father-in-law/mother-in-law
13	grandfather/grandmother
15	uncle/aunt
16	cousin
17	nephew/niece
18	other relative
19	non-relative

 H4HR9H - S8Q9H HH MEMBER 8-BEST/FIT RELATION-W4

Type	Code
Measurement Unit	numeric
H4HR9H	9H. 8th Household Member: Which description best fits {INITIALS}'s relationship to you?
1	biological son/daughter
3	step son/daughter
5	foster son/daughter
10	full brother/sister
12	half brother/sister
20	biological father/mother

 H4HR5I - S8Q5I HH MEMBER 9-GENDER-W4

Type	Code
Measurement Unit	numeric
H4HR5I	5I. 9th Household Member: Is {INITIALS} male or female?
1	male
2	female

 H4HR6I - S8Q6I HH MEMBER 9-AGE-W4

Type	Numeric (Double)
H4HR6I	6I. 9th Household Member: How old is {initials}?

 H4HR7I - S8Q7I HH MEMBER 9-APPROXIMATE AGE-W4

Type	Code
Measurement Unit	numeric
H4HR7I	7I. 9th Household Member: About how old is {INITIALS}?
36	36 years old

 H4HR8I - S8Q8I HH MEMBER 9-RELATION TO RESP-W4

Type	Code
Measurement Unit	numeric
H4HR8I	8I. 9th Household Member: What is {INITIAL'S} relationship to you?
1	husband/wife
3	son/daughter
4	brother/sister
5	brother's male partner/sister's female partner
6	sister's husband/brother's wife
7	sister's male partner/brother's female partner
8	father/mother
12	father-in-law/mother-in-law
13	grandfather/grandmother
16	cousin
17	nephew/niece
18	other relative
19	non-relative

 H4HR9I - S8Q9I HH MEMBER 9-BEST/FIT RELATION-W4

Type	Code
Measurement Unit	numeric
H4HR9I	9I. 9th Household Member: Which description best fits {INITIALS}'s relationship to you?
1	biological son/daughter
10	full brother/sister
12	half brother/sister
14	adoptive brother/sister



20	biological father/mother
----	--------------------------

 H4HR5J - S8Q5J HH MEMBER 10-GENDER-W4

Type	Code
Measurement Unit	numeric
H4HR5J	5J. 10th Household Member: Is {INITIALS} male or female?
1	male
2	female

 H4HR6J - S8Q6J HH MEMBER 10-AGE-W4

Type	Numeric (Double)
H4HR6J	6J. 10th Household Member: How old is {initials}?

 H4HR7J - S8Q7J HH MEMBER 10-APPROXIMATE AGE-W4

Type	Numeric (Integer)
Measurement Unit	numeric
H4HR7J	7J. 10th Household Member: About how old is {INITIALS}?

 H4HR8J - S8Q8J HH MEMBER 10-RELATION TO RESP-W4

Type	Code
Measurement Unit	numeric
H4HR8J	8J. 10th Household Member: What is {INITIAL'S} relationship to you?
2	partner/boyfriend/girlfriend
3	son/daughter
4	brother/sister
8	father/mother
15	uncle/aunt
16	cousin
17	nephew/niece
18	other relative
19	non-relative

 H4HR9J - S8Q9J HH MEMBER 10-BEST/FIT RELATION-W4

Type	Code
Measurement Unit	numeric

H4HR9J	9J. 10th Household Member: Which description best fits {INITIALS}'s relationship to you?
1	biological son/daughter
10	full brother/sister
20	biological father/mother

 H4HR5K - S8Q5K HH MEMBER 11-GENDER-W4

Type	Code
Measurement Unit	numeric
H4HR5K	5K. 11th Household Member: Is {INITIALS} male or female?
1	male
2	female

 H4HR6K - S8Q5K HH MEMBER 11-AGE-W4

Type	Numeric (Double)
H4HR6K	6K. 11th Household Member: How old is {initials}?

 H4HR7K - S8Q7K HH MEMBER 11-APPROXIMATE AGE-W4

Type	Numeric (Integer)
Measurement Unit	numeric
H4HR7K	7K. 11th Household Member: About how old is {INITIALS}?

 H4HR8K - S8Q8K HH MEMBER 11-RELATION TO RESP-W4

Type	Code
Measurement Unit	numeric
H4HR8K	8K. 11th Household Member: What is {INITIAL'S} relationship to you?
2	partner/boyfriend/girlfriend
3	son/daughter
4	brother/sister
6	sister's husband/brother's wife
7	sister's male partner/brother's female partner
8	father/mother
16	cousin
17	nephew/niece
18	other relative

19	non-relative
----	--------------

 H4HR9K - S8Q9K HH MEMBER 11-BEST/FIT RELATION-W4

Type	Code
Measurement Unit	numeric
H4HR9K	9K. 11th Household Member: Which description best fits {INITIALS}'s relationship to you?
1	biological son/daughter
10	full brother/sister
20	biological father/mother

 H4HR5L - S8Q5L HH MEMBER 12-GENDER-W4

Type	Code
Measurement Unit	numeric
H4HR5L	5L. 12th Household Member: Is {INITIALS} male or female?
1	male
2	female

 H4HR6L - S8Q6L HH MEMBER 12-AGE-W4

Type	Code
Measurement Unit	Numeric (Double)
H4HR6L	6L. 12th Household Member: How old is {initials}?

 H4HR7L - S8Q7L HH MEMBER 12-APPROXIMATE AGE-W4

Type	Code
Measurement Unit	Numeric (Integer)
H4HR7L	7L. 12th Household Member: About how old is {INITIALS}?

 H4HR8L - S8Q8L HH MEMBER 12-RELATION TO RESP-W4

Type	Code
Measurement Unit	numeric
H4HR8L	8L. 12th Household Member: What is {INITIAL'S} relationship to you?
3	son/daughter
4	brother/sister
7	sister's male partner/brother's female partner
8	father/mother
17	nephew/niece


18	other relative
----	----------------

 H4HR9L - S8Q9L HH MEMBER 12-BEST/FIT RELATION-W4

Type	Code
Measurement Unit	numeric
H4HR9L	9L. 12th Household Member: Which description best fits {INITIALS}'s relationship to you?
1	biological son/daughter
10	full brother/sister
13	step brother/sister
20	biological father/mother

 H4HR5M - S8Q5M HH MEMBER 13-GENDER-W4

Type	Code
Measurement Unit	numeric
H4HR5M	5M. 13th Household Member: Is {INITIALS} male or female?
1	male
2	female

 H4HR6M - S8Q6M HH MEMBER 13-AGE-W4

Type	Numeric (Double)
H4HR6M	6M. 13th Household Member: How old is {initials}?

 H4HR7M - S8Q7M HH MEMBER 13-APPROXIMATE AGE-W4

Type	Numeric (Integer)
Measurement Unit	numeric
H4HR7M	7M. 13th Household Member: About how old is {INITIALS}?

 H4HR8M - S8Q8M HH MEMBER 13-RELATION TO RESP-W4

Type	Code
Measurement Unit	numeric
H4HR8M	8M. 13th Household Member: What is {INITIAL'S} relationship to you?
3	son/daughter
4	brother/sister
6	sister's husband/brother's wife
17	nephew/niece

18	other relative
----	----------------

 H4HR9M - S8Q9M HH MEMBER 13-BEST/FIT RELATION-W4

Type	Code
Measurement Unit	numeric
H4HR9M	9M. 13th Household Member: Which description best fits {INITIALS}'s relationship to you?
1	biological son/daughter
14	adoptive brother/sister

 H4HR5N - S8Q5N HH MEMBER 14-GENDER-W4

Type	Code
Measurement Unit	numeric
H4HR5N	5N. 14th Household Member: Is {INITIALS} male or female?
1	male
2	female

 H4HR6N - S8Q6N HH MEMBER 14-AGE-W4

Type	Numeric (Double)
H4HR6N	6N. 14th Household Member: How old is {initials}?

 H4HR7N - S8Q7N HH MEMBER 14-APPROXIMATE AGE-W4

Type	Numeric (Integer)
Measurement Unit	numeric
H4HR7N	7N. 14th Household Member: About how old is {INITIALS}?

 H4HR8N - S8Q8N HH MEMBER 14-RELATION TO RESP-W4

Type	Code
Measurement Unit	numeric
H4HR8N	8N. 14th Household Member: What is {INITIAL'S} relationship to you?
3	son/daughter
17	nephew/niece
18	other relative

 H4HR9N - S8Q9N HH MEMBER 14-BEST/FIT RELATION-W4

Type	Code
Measurement Unit	numeric

H4HR9N	9N. 14th Household Member: Which description best fits {INITIALS}'s relationship to you?
1	biological son/daughter

H4HR5O - S8Q5O HH MEMBER 15-GENDER-W4	
Type	Code
Measurement Unit	numeric
H4HR5O	5O. 15th Household Member: Is {INITIALS} male or female?
1	male
2	female

H4HR6O - S8Q6O HH MEMBER 15-AGE-W4	
Type	Numeric (Double)
H4HR6O	6O. 15th Household Member: How old is {initials}?

H4HR7O - S8Q7O HH MEMBER 15-APPROXIMATE AGE-W4	
Type	Numeric (Integer)
Measurement Unit	numeric
H4HR7O	7O. 15th Household Member: About how old is {INITIALS}?

H4HR8O - S8Q8O HH MEMBER 15-RELATION TO RESP-W4	
Type	Code
Measurement Unit	numeric
H4HR8O	8O. 15th Household Member: What is {INITIAL'S} relationship to you?
8	father/mother
17	nephew/niece
18	other relative

H4HR9O - S8Q9O HH MEMBER 15-BEST/FIT RELATION-W4	
Type	Code
Measurement Unit	numeric
H4HR9O	9O. 15th Household Member: Which description best fits {INITIALS}'s relationship to you?
20	biological father/mother

H4HR5P - S8Q5P HH MEMBER 16-GENDER-W4	
Type	Code

Measurement Unit	numeric
H4HR5P	5P. 16th Household Member: Is {INITIALS} male or female?
1	male

 H4HR6P - S8Q6P HH MEMBER 16-AGE-W4

Type	Numeric (Double)
H4HR6P	6P. 16th Household Member: How old is {initials}?

 H4HR7P - S8Q7P HH MEMBER 16-APPROXIMATE AGE-W4

Type	Numeric (Integer)
Measurement Unit	numeric
H4HR7P	7P. 16th Household Member: About how old is {INITIALS}?

 H4HR8P - S8Q8P HH MEMBER 16-RELATION TO RESP-W4

Type	Code
Measurement Unit	numeric
H4HR8P	8P. 16th Household Member: What is {INITIAL'S} relationship to you?
17	nephew/niece

 H4HR9P - S8Q9P HH MEMBER 16-BEST/FIT RELATION-W4

Type	Code
Measurement Unit	numeric
H4HR9P	9P. 16th Household Member: Which description best fits {INITIALS}'s relationship to you?
97	legitimate skip
.	missing

 H4HR10 - S8Q10 ALWAYS LIVE IN STATE SINCE YOLI-W4

Type	Code
Measurement Unit	numeric
H4HR10	10. Have you continuously lived in {CURRENT STATE} since {LAST INTERVIEW: 1995/1996/2001/2002}?*
0	no
1	yes

 H4HR11MA - S8Q11MA MONTH MOVED STATE LISTED 1-W4

Type	Code
------	------

Measurement Unit	numeric
H4HR11MA	11MA. 1st State: In what month (and year) did you move to {STATE}?
1	January
2	February
3	March
4	April
5	May
6	June
7	July
8	August
9	September
10	October
11	November
12	December

Type	Code
H4HR11YA - S8Q11YA YEAR MOVED STATE LISTED 1-W4	
Measurement Unit	numeric
H4HR11YA	11YA. 1st State: In what (month and) year did you move to {STATE}?
1975	1975
1976	1976
1977	1977
1978	1978
1979	1979
1980	1980
1981	1981
1982	1982
1983	1983
1984	1984
1985	1985
1986	1986
1987	1987



1988	1988
1989	1989
1990	1990
1991	1991
1992	1992
1993	1993
1994	1994
1995	1995
1996	1996
1997	1997
1998	1998
1999	1999
2000	2000
2001	2001
2002	2002
2003	2003
2004	2004
2005	2005
2006	2006
2007	2007
2008	2008
2009	2009

H4HR11MB - S8Q11MB MONTH MOVED STATE LISTED 2-W4	
Type	Code
Measurement Unit	numeric
H4HR11MB	11MB. 2nd State: In what month (and year) did you move to {STATE}?
1	January
2	February
3	March
4	April

5	May
6	June
7	July
8	August
9	September
10	October
11	November
12	December

 H4HR11YB - S8Q11YB YEAR MOVED STATE LISTED 2-W4

Type	Code
Measurement Unit	numeric
H4HR11YB	11YB. 2nd State: In what (month and) year did you move to {STATE}?
1975	1975
1976	1976
1977	1977
1978	1978
1979	1979
1980	1980
1981	1981
1982	1982
1983	1983
1984	1984
1985	1985
1986	1986
1987	1987
1988	1988
1989	1989
1990	1990
1991	1991
1992	1992

1993	1993
1994	1994
1995	1995
1996	1996
1997	1997
1998	1998
1999	1999
2000	2000
2001	2001
2002	2002
2003	2003
2004	2004
2005	2005
2006	2006
2007	2007
2008	2008

 H4HR11MC - S8Q11MC MONTH MOVED STATE LISTED 3-W4

Type	Code
Measurement Unit	numeric
H4HR11MC	11MC. 3rd State: In what month (and year) did you move to {STATE}?
1	January
2	February
3	March
4	April
5	May
6	June
7	July
8	August
9	September
10	October

11	November
12	December

 H4HR11YC - S8Q11YC YEAR MOVED STATE LISTED 3-W4

Type	Code
Measurement Unit	numeric
H4HR11YC	11YC. 3rd State: In what (month and) year did you move to {STATE}?
1976	1976
1977	1977
1978	1978
1979	1979
1980	1980
1981	1981
1982	1982
1983	1983
1984	1984
1985	1985
1986	1986
1987	1987
1988	1988
1989	1989
1990	1990
1991	1991
1992	1992
1993	1993
1994	1994
1995	1995
1996	1996
1997	1997
1998	1998
1999	1999

2000	2000
2001	2001
2002	2002
2003	2003
2004	2004
2005	2005
2006	2006
2007	2007
2008	2008

 H4HR11MD - S8Q11MD MONTH MOVED STATE LISTED 4-W4

Type	Code
Measurement Unit	numeric
H4HR11MD	11MD. 4th State: In what month (and year) did you move to {STATE}?
1	January
2	February
3	March
4	April
5	May
6	June
7	July
8	August
9	September
10	October
11	November
12	December

 H4HR11YD - S8Q11YD YEAR MOVED STATE LISTED 4-W4

Type	Code
Measurement Unit	numeric
H4HR11YD	11YD. 4th State: In what (month and) year did you move to {STATE}?
1976	1976

---

1977	1977
1978	1978
1979	1979
1980	1980
1981	1981
1982	1982
1983	1983
1984	1984
1985	1985
1987	1987
1988	1988
1989	1989
1990	1990
1991	1991
1992	1992
1993	1993
1994	1994
1995	1995
1996	1996
1997	1997
1998	1998
1999	1999
2000	2000
2001	2001
2002	2002
2003	2003
2004	2004
2005	2005
2006	2006
2007	2007

2008	2008
------	------

 H4HR11ME - S8Q11ME MONTH MOVED STATE LISTED 5-W4

Type	Code
Measurement Unit	numeric
H4HR11ME	11ME. 5th State: In what month (and year) did you move to {STATE}?
1	January
2	February
3	March
4	April
5	May
6	June
7	July
8	August
9	September
10	October
11	November
12	December

 H4HR11YE - S8Q11YE YEAR MOVED STATE LISTED 5-W4

Type	Code
Measurement Unit	numeric
H4HR11YE	11YE. 5th State: In what (month and) year did you move to {STATE}?
1976	1976
1977	1977
1978	1978
1979	1979
1980	1980
1981	1981
1982	1982
1983	1983
1985	1985

1986	1986
1989	1989
1990	1990
1991	1991
1992	1992
1994	1994
1995	1995
1996	1996
1997	1997
1998	1998
1999	1999
2000	2000
2001	2001
2002	2002
2003	2003
2004	2004
2005	2005
2006	2006
2007	2007
2008	2008

 H4HR11MF - S8Q11MF MONTH MOVED STATE LISTED 6-W4

Type	Code
Measurement Unit	numeric
H4HR11MF	11MF. 6th State: In what month (and year) did you move to {STATE}?
1	January
2	February
3	March
4	April
5	May
6	June



7	July
8	August
9	September
10	October
11	November
12	December

 H4HR11YF - S8Q11YF YEAR MOVED STATE LISTED 6-W4

Type	Code
Measurement Unit	numeric
H4HR11YF	11YF. 6th State: In what (month and) year did you move to {STATE}?
1977	1977
1978	1978
1979	1979
1980	1980
1981	1981
1982	1982
1985	1985
1987	1987
1988	1988
1992	1992
1993	1993
1994	1994
1995	1995
1996	1996
1997	1997
1998	1998
1999	1999
2000	2000
2001	2001
2002	2002

2003	2003
2004	2004
2005	2005
2006	2006
2007	2007

 H4HR11MG - S8Q11MG MONTH MOVED STATE LISTED 7-W4

Type	Code
Measurement Unit	numeric
H4HR11MG	11MG. 7th State: In what month (and year) did you move to {STATE}?
1	January
2	February
3	March
4	April
5	May
6	June
7	July
8	August
9	September
10	October
11	November
12	December

 H4HR11YG - S8Q11YG YEAR MOVED STATE LISTED 7-W4

Type	Code
Measurement Unit	numeric
H4HR11YG	11YG. 7th State: In what (month and) year did you move to {STATE}?
1976	1976
1978	1978
1979	1979
1980	1980
1982	1982

1985	1985
1990	1990
1991	1991
1994	1994
1995	1995
1996	1996
1997	1997
1998	1998
1999	1999
2000	2000
2001	2001
2002	2002
2003	2003
2004	2004
2005	2005
2006	2006
2007	2007

 H4HR11MH - S8Q11MH MONTH MOVED STATE LISTED 8-W4

Type	Code
Measurement Unit	numeric
H4HR11MH	11MH. 8th State: In what month (and year) did you move to {STATE}?
1	January
2	February
3	March
4	April
5	May
6	June
7	July
8	August
9	September

10	October
11	November
12	December

 H4HR11YH - S8Q11YH YEAR MOVED STATE LISTED 8-W4

Type	Code
Measurement Unit	numeric
H4HR11YH	11YH. 8th State: In what (month and) year did you move to {STATE}?
1976	1976
1977	1977
1979	1979
1980	1980
1981	1981
1982	1982
1987	1987
1988	1988
1989	1989
1992	1992
1993	1993
1994	1994
1995	1995
1996	1996
1997	1997
1998	1998
1999	1999
2000	2000
2001	2001
2002	2002
2003	2003
2004	2004
2005	2005

 H4HR11MI - S8Q11MI MONTH MOVED STATE LISTED 9-W4

Type	Code
Measurement Unit	numeric
H4HR11MI	11MI. 9th State: In what month (and year) did you move to {STATE}?
1	January
2	February
3	March
4	April
5	May
6	June
7	July
8	August
9	September
10	October
11	November
12	December

 H4HR11YI - S8Q11YI YEAR MOVED STATE LISTED 9-W4

Type	Code
Measurement Unit	numeric
H4HR11YI	11YI. 9th State: In what (month and) year did you move to {STATE}?
1975	1975
1978	1978
1979	1979
1983	1983
1990	1990
1992	1992
1994	1994
1995	1995
1996	1996
1997	1997
1998	1998

1999	1999
2000	2000
2001	2001
2002	2002
2003	2003
2004	2004

 H4HR11MJ - S8Q11MJ MONTH MOVED STATE LISTED 10-W4

Type	Code
Measurement Unit	numeric
H4HR11MJ	11MJ. 10th State: In what month (and year) did you move to {STATE}?
1	January
2	February
3	March
5	May
6	June
7	July
8	August
9	September
10	October
11	November
12	December

 H4HR11YJ - S8Q11YJ YEAR MOVED STATE LISTED 10-W4

Type	Code
Measurement Unit	numeric
H4HR11YJ	11YJ. 10th State: In what (month and) year did you move to {STATE}?
1977	1977
1978	1978
1980	1980
1981	1981
1982	1982

1991	1991
1996	1996
1997	1997
1998	1998
1999	1999
2000	2000
2001	2001
2002	2002
2003	2003
2004	2004

 H4HR11MK - S8Q11MK MONTH MOVED STATE LISTED 11-W4

Type	Code
Measurement Unit	numeric
H4HR11MK	11MK. 11th State: In what month (and year) did you move to {STATE}?
1	January
3	March
6	June
7	July
8	August
9	September
10	October
11	November
12	December

 H4HR11YK - S8Q11YK YEAR MOVED STATE LISTED 11-W4

Type	Code
Measurement Unit	numeric
H4HR11YK	11YK. 11th State: In what (month and) year did you move to {STATE}?
1977	1977
1979	1979
1993	1993

1994	1994
1995	1995
1996	1996
1997	1997
1999	1999
2000	2000
2001	2001
2003	2003
2004	2004

 H4HR11ML - S8Q11ML MONTH MOVED STATE LISTED 12-W4

Type	Code
Measurement Unit	numeric
H4HR11ML	11ML. 12th State: In what month (and year) did you move to {STATE}?
2	February
4	April
6	June
8	August
9	September
12	December

 H4HR11YL - S8Q11YL YEAR MOVED STATE LISTED 12-W4

Type	Code
Measurement Unit	numeric
H4HR11YL	11YL. 12th State: In what (month and) year did you move to {STATE}?
1978	1978
1995	1995
1997	1997
1999	1999
2000	2000
2001	2001
2003	2003



 H4HR11MM - S8Q11MM MONTH MOVED STATE LISTED 13-W4

Type	Code
Measurement Unit	numeric
H4HR11MM	11MM. 13th State: In what month (and year) did you move to {STATE}?
1	January
3	March
4	April
10	October

 H4HR11YM - S8Q11YM YEAR MOVED STATE LISTED 13-W4

Type	Code
Measurement Unit	numeric
H4HR11YM	11YM. 13th State: In what (month and) year did you move to {STATE}?
1996	1996
1997	1997
2000	2000
2001	2001
2002	2002

 H4HR11MN - S8Q11MN MONTH MOVED STATE LISTED 14-W4

Type	Code
Measurement Unit	numeric
H4HR11MN	11MN. 14th State: In what month (and year) did you move to {STATE}?
9	September


 H4HR11YN - S8Q11YN YEAR MOVED STATE LISTED 14-W4

Type	Code
Measurement Unit	numeric
H4HR11YN	11YN. 14th State: In what (month and) year did you move to {STATE}?
1999	1999
2001	2001

 H4HR11MO - S8Q11MO MONTH MOVED STATE LISTED 15-W4

Type	Code
Measurement Unit	numeric

H4HR11MO	11MO. 15th State: In what month (and year) did you move to {STATE}?
3	March

 H4HR11YO - S8Q11YO YEAR MOVED STATE LISTED 15-W4

Type	Code
Measurement Unit	numeric
H4HR11YO	11YO. 15th State: In what (month and) year did you move to {STATE}?
1980	1980
1996	1996

 H4ED1 - S9Q1 HIGH SCHOOL GRADUATION STATUS-W4

Type	Code
Measurement Unit	numeric
H4ED1	1. What is your high school graduation status?
1	finished high school with diploma
2	earned a high school equivalency degree (GED)
3	earned a certificate of attendance or a certificate of completion
4	did not receive a high school diploma, equivalency degree (GED), or other certificate

 H4ED2 - S9Q2 HIGHEST EDU LVL ACHIEVED TO DATE-W4

Type	Code
Measurement Unit	numeric
H4ED2	2. What is the highest level of education that you have achieved to date?
1	8th grade or less
2	some high school
3	high school graduate
4	some vocational/technical training (after high school)
5	completed vocational/technical training (after high school)
6	some college
7	completed college (bachelor's degree)
8	some graduate school

9	completed a master's degree
10	some graduate training beyond a master's degree
11	completed a doctoral degree
12	some post baccalaureate professional education (e.g., law school, med school, nurse)
13	completed post baccalaureate professional education (e.g., law school, med school, nurse)

 H4ED3A - S9Q3 MOST RECENT DEGREE/CERTIF-W4

Type	Code
Measurement Unit	numeric
H4ED3A	3A. Please list all degrees or certificates you have received from a college, university, or vocational/technical school. Do not include certificates you received from programs that lasted less than one year. What is the most recent degree you have received?
1	have not received a degree or certificate
2	certificate or degree from a 1-, 2-, or 3-year vocational/technical program (after high school and not including associate's degree)
3	associate's degree
4	bachelor's degree
5	certificate from a 1- or 2-year post baccalaureate academic program
6	master's degree
7	PhD degree or equivalent (EDD, DrPH, etc.)
8	professional doctorate (MD, JD, LLB, DDS, etc.)

 H4ED3B - S9Q3 2ND MOST RECENT DEGREE/CERTIF-W4

Type	Code
Measurement Unit	numeric
H4ED3B	3B. Please list all degrees or certificates you have received from a college, university, or vocational/technical school. Do not include certificates you received from programs that lasted less than one year. What is the second most recent degree you have received?
2	certificate or degree from a 1-, 2-, or 3-year vocational/technical program (after high school and not including associate's degree)

3	associate's degree
4	bachelor's degree
5	certificate from a 1- or 2-year post baccalaureate academic program
6	master's degree
7	PhD degree or equivalent (EDD, DrPH, etc.)
8	professional doctorate (MD, JD, LLB, DDS, etc.)

 H4ED3C - S9Q3 3RD MOST RECENT DEGREE/CERTIF-W4

Type	Code
Measurement Unit	numeric
H4ED3C	3C. Please list all degrees or certificates you have received from a college, university, or vocational/technical school. Do not include certificates you received from programs that lasted less than one year. What is the third most recent degree you have received?
2	certificate or degree from a 1-, 2-, or 3-year vocational/technical program (after high school and not including associate's degree)
3	associate's degree
4	bachelor's degree
5	certificate from a 1- or 2-year post baccalaureate academic program
6	master's degree
7	PhD degree or equivalent (EDD, DrPH, etc.)
8	professional doctorate (MD, JD, LLB, DDS, etc.)

 H4ED3D - S9Q3 4TH MOST RECENT DEGREE/CERTIF-W4

Type	Code
Measurement Unit	numeric
H4ED3D	3D. Please list all degrees or certificates you have received from a college, university, or vocational/technical school. Do not include certificates you received from programs that lasted less than one year. What is the fourth most recent degree you have received?
2	certificate or degree from a 1-, 2-, or 3-year vocational/technical program (after high school and not including associate's degree)

3	associate's degree
4	bachelor's degree
5	certificate from a 1- or 2-year post baccalaureate academic program
6	master's degree

 H4ED3E - S9Q3 5TH MOST RECENT DEGREE/CERTIF-W4

Type	Code
Measurement Unit	numeric
H4ED3E	3E. Please list all degrees or certificates you have received from a college, university, or vocational/technical school. Do not include certificates you received from programs that lasted less than one year. What is the fifth most recent degree you have received?
2	certificate or degree from a 1-, 2-, or 3-year vocational/technical program (after high school and not including associate's degree)
3	associate's degree

 H4ED3F - S9Q3 6TH MOST RECENT DEGREE/CERTIF-W4

Type	Code
Measurement Unit	numeric
H4ED3F	3F. Please list all degrees or certificates you have received from a college, university, or vocational/technical school. Do not include certificates you received from programs that lasted less than one year. What is the sixth most recent degree you have received?
2	certificate or degree from a 1-, 2-, or 3-year vocational/technical program (after high school and not including associate's degree)


 H4ED3G - S9Q3 7TH MOST RECENT DEGREE/CERTIF-W4

Type	Code
Measurement Unit	numeric
H4ED3G	3G. Please list all degrees or certificates you have received from a college, university, or vocational/technical school. Do not include certificates you received from programs that lasted less than one year. What is the seventh most recent degree you have received?


2	certificate or degree from a 1-, 2-, or 3-year vocational/technical program (after high school and not including associate's degree)
7	legitimate skip

 H4ED3H - S9Q3 8TH MOST RECENT DEGREE/CERTIF-W4

Type	Code
Measurement Unit	numeric
H4ED3H	3H. Please list all degrees or certificates you have received from a college, university, or vocational/technical school. Do not include certificates you received from programs that lasted less than one year. What is the eighth most recent degree you have received?
2	certificate or degree from a 1-, 2-, or 3-year vocational/technical program (after high school and not including associate's degree)

 H4ED4A - S9Q4 YR RECVD MOST RECENT DEGREE-W4

Type	Code
Measurement Unit	numeric
H4ED4A	4A. In what year did you receive your most recent degree/certificate?
1994	1994
1995	1995
1996	1996
1997	1997
1998	1998
1999	1999
2000	2000
2001	2001
2002	2002
2003	2003
2004	2004
2005	2005
2006	2006
2007	2007
2008	2008


 H4ED4B - S9Q4 YR RECVD 2ND MOST RECENT DEGREE-W4

Type	Code
Measurement Unit	numeric
H4ED4B	4B. In what year did you receive your next most recent degree/certificate?
1994	1994
1995	1995
1996	1996
1997	1997
1998	1998
1999	1999
2000	2000
2001	2001
2002	2002
2003	2003
2004	2004
2005	2005
2006	2006
2007	2007
2008	2008

 H4ED4C - S9Q4 YR RECVD 3RD MOST RECENT DEGREE-W4

Type	Code
Measurement Unit	numeric
H4ED4C	4C. In what year did you receive your next most recent degree/certificate?
1996	1996
1997	1997
1998	1998
1999	1999
2000	2000
2001	2001
2002	2002
2003	2003

2004	2004
2005	2005
2006	2006
2007	2007
2008	2008


 H4ED4D - S9Q4 YR RECVD 4TH MOST RECENT DEGREE-W4

Type	Code
Measurement Unit	numeric
H4ED4D	4D. In what year did you receive your next most recent degree/certificate?
1997	1997
1998	1998
1999	1999
2000	2000
2001	2001
2002	2002
2003	2003
2004	2004
2005	2005
2006	2006
2007	2007
2008	2008


 H4ED4E - S9Q4 YR RECVD 5TH MOST RECENT DEGREE-W4

Type	Code
Measurement Unit	numeric
H4ED4E	4E. In what year did you receive your next most recent degree/certificate?
1999	1999
2000	2000
2001	2001
2003	2003
2008	2008



 H4ED4F - S9Q4 YR RECVD 6TH MOST RECENT DEGREE-W4

Type	Code
Measurement Unit	numeric
H4ED4F	4F. In what year did you receive your next most recent degree/certificate?
1999	1999
2001	2001
2003	2003

 H4ED4G - S9Q4 YR RECVD 7TH MOST RECENT DEGREE-W4

Type	Code
Measurement Unit	numeric
H4ED4G	4G. In what year did you receive your next most recent degree/certificate?
1998	1998
2007	2007

 H4ED4H - S9Q4 YR RECVD 8TH MOST RECENT DEGREE-W4

Type	Code
Measurement Unit	numeric
H4ED4H	4H. In what year did you receive your next most recent degree/certificate?
1997	1997

 H4ED5A - S9Q5 RECEIVED ANY OTHER DEGREES/CERT-W4

Type	Code
Measurement Unit	numeric
H4ED5A	5A. Have you received any other degrees or certificates from a college, university, or vocational/technical school?
0	no
1	yes

 H4ED5B - S9Q5 RECEIVED ANY OTHER DEGREES/CERT-W4

Type	Code
Measurement Unit	numeric
H4ED5B	5B. Have you received any other degrees or certificates from a college, university, or vocational/technical school?
0	no

1	yes
---	-----

 H4ED5C - S9Q5 RECEIVED ANY OTHER DEGREES/CERT-W4

Type	Code
Measurement Unit	numeric
H4ED5C	5C. Have you received any other degrees or certificates from a college, university, or vocational/technical school?
0	no
1	yes

 H4ED5D - S9Q5 RECEIVED ANY OTHER DEGREES/CERT-W4

Type	Code
Measurement Unit	numeric
H4ED5D	5D. Have you received any other degrees or certificates from a college, university, or vocational/technical school?
0	no
1	yes

 H4ED5E - S9Q5 RECEIVED ANY OTHER DEGREES/CERT-W4

Type	Code
Measurement Unit	numeric
H4ED5E	5E. Have you received any other degrees or certificates from a college, university, or vocational/technical school?
0	no
1	yes

 H4ED5F - S9Q5 RECEIVED ANY OTHER DEGREES/CERT-W4

Type	Code
Measurement Unit	numeric
H4ED5F	5F. Have you received any other degrees or certificates from a college, university, or vocational/technical school?
0	no
1	yes

 H4ED5G - S9Q5 RECEIVED ANY OTHER DEGREES/CERT-W4

Type	Code
Measurement Unit	numeric

H4ED5G	5G. Have you received any other degrees or certificates from a college, university, or vocational/technical school?
0	no
1	yes

 H4ED5H - S9Q5 RECEIVED ANY OTHER DEGREES/CERT-W4

Type	Code
Measurement Unit	numeric
H4ED5H	5H. Have you received any other degrees or certificates from a college, university, or vocational/technical school?
0	no

 H4ED6 - S9Q6 CURR/ATTENDING COL/UNIV/VOC SCHL-W4

Type	Code
Measurement Unit	numeric
H4ED6	6. Are you currently attending a college, university, or vocational/technical school where you take courses for academic credit? If you are enrolled but on school break or vacation, count this as attending.
0	no
1	yes

 H4ED7 - S9Q7 RELATIVE PROV FINAN ASST LAST YR-W4

Type	Code
Measurement Unit	numeric
H4ED7	7. In the past 12 months, have any relatives, including your parents or in-laws, helped you out by paying some of your educational expenses, such as tuition or books?
0	no
1	yes
5	not asked on pretest

 H4ED8 - S9Q8 ACHIEVED DESIRED EDUCATION LEVEL-W4

Type	Code
Measurement Unit	numeric
H4ED8	8. Which of the following best describes your desired level of education?
1	I have achieved my desired level of education

2	I have not achieved my desired level of education but believe that I will
3	I have not achieved my desired level of education and do not believe that I will

 H4ED9 - S9Q9 HIGHEST EDUC LEVEL EVER EXPECTED-W4

Type	Code
Measurement Unit	numeric
H4ED9	9. What is the highest level of education you ever expect to complete?
1	finish high school or earn GED or certificate
2	vocational/technical school after high school--less than 2 years
3	vocational/technical school after high school--2 or more years
4	college program--less than 2 years
5	associate's degree
6	bachelor's degree
7	master's degree or equivalent
8	PhD or equivalent (EDD, DrPH, etc.)
9	professional doctorate--MD, JD, LLB, DDS, or equivalent

 H4MI1 - S10Q1 EVER BEEN IN MILITARY-W4

Type	Code
Measurement Unit	numeric
H4MI1	1. Have you ever been in the military?
0	no
1	yes

 H4MI2 - S10Q2 SERVICE IN/OUTSIDE THE US-W4

Type	Code
Measurement Unit	numeric
H4MI2	2. Was your military service in the US, outside the US, or both?
1	service in the US
2	service outside the US

3	both
---	------

 H4MI3 - S10Q3 CURRENTLY SERVING IN MILITARY-W4

Type	Code
Measurement Unit	numeric
H4MI3	3. Are you currently serving in the military?
0	no
1	yes

 H4MI4A - S10Q4A SERVED BEFORE ARMY-W4

Type	Code
Measurement Unit	numeric
H4MI4A	4A. In which branches of the military have you served? You may select more than one answer. Army
0	not selected
1	selected

 H4MI4B - S10Q4B SERVED BEFORE AIR FORCE-W4

Type	Code
Measurement Unit	numeric
H4MI4B	4B. In which branches of the military have you served? You may select more than one answer. Air Force
0	not selected
1	selected

 H4MI4C - S10Q4C SERVED BEFORE MARINES-W4

Type	Code
Measurement Unit	numeric
H4MI4C	4C. In which branches of the military have you served? You may select more than one answer. Marine Corps
0	not selected
1	selected

 H4MI4D - S10Q4D SERVED BEFORE NAVY-W4

Type	Code
Measurement Unit	numeric

H4MI4D	4D. In which branches of the military have you served? You may select more than one answer. Navy
0	not selected
1	selected

 H4MI4E - S10Q4E SERVED BEFORE COAST GUARD-W4

Type	Code
Measurement Unit	numeric
H4MI4E	4E. In which branches of the military have you served? You may select more than one answer. Coast Guard
0	not selected
1	selected

 H4MI5 - S10Q5 CURRENT BRANCH OF ARMED FORCES-W4

Type	Code
Measurement Unit	numeric
H4MI5	5. In which branch are you currently serving?
1	Army
2	Air Force
4	Navy

 H4MI6A - S10Q6A COMPONENT SERVED ACTIVE DUTY-W4

Type	Code
Measurement Unit	numeric
H4MI6A	6A. In which components of the military have you served? You may select more than one answer. active duty
0	not selected
1	selected

 H4MI6B - S10Q6B COMPONENT SERVED RESERVES-W4

Type	Code
Measurement Unit	numeric
H4MI6B	6B. In which components of the military have you served? You may select more than one answer. reserves
0	not selected
1	selected

 H4MI6C - S10Q6C COMPONENT SERVED NATL GUARD-W4

Type	Code
Measurement Unit	numeric
H4MI6C	6C. In which components of the military have you served? You may select more than one answer. national guard
0	not selected
1	selected

 H4MI7 - S10Q7 COMPONENT CURRENTLY SERVING-W4

Type	Code
Measurement Unit	numeric
H4MI7	7. In which component are you currently serving?
1	active duty
2	reserves
3	National Guard

 H4MI8M - S10Q8M MONTH START ACT/MILITARY DUTY-W4

Type	Code
Measurement Unit	numeric
H4MI8M	8M. In what month and year did your first military service begin? [Month]
1	January
2	February
3	March
4	April
5	May
6	June
7	July
8	August
9	September
10	October
11	November
12	December

 H4MI8Y - S10Q8Y YEAR START ACT/MILITARY DUTY-W4

Type	Code
Measurement Unit	numeric
H4MI8Y	8Y. In what month and year did your first military service begin? [Year]
1993	1993
1994	1994
1995	1995
1996	1996
1997	1997
1998	1998
1999	1999
2000	2000
2001	2001
2002	2002
2003	2003
2004	2004
2005	2005
2006	2006
2007	2007
2008	2008

 H4MI9M - S10Q9M MONTH DISCHARGED ACT/MILITARY-W4

Type	Code
Measurement Unit	numeric
H4MI9M	9M. In what month and year did your most recent military service end? [Month]
1	January
2	February
3	March
4	April
5	May
6	June
7	July



8	August
9	September
10	October
11	November
12	December

 H4MI9Y - S10Q9Y YEAR DISCHARGED ACT/MILITARY-W4

Type	Code
Measurement Unit	numeric
H4MI9Y	9Y. In what month and year did your most recent military service end? [Year]
1994	1994
1995	1995
1996	1996
1997	1997
1998	1998
1999	1999
2000	2000
2001	2001
2002	2002
2003	2003
2004	2004
2005	2005
2006	2006
2007	2007
2008	2008

 H4MI10 - S10Q10 HIGHEST MILITARY RANK ACHIEVED-W4

Type	Code
Measurement Unit	numeric
H4MI10	10. What is the highest military rank you have achieved?
1	E-1
2	E-2

3	E-3
4	E-4
5	E-5
6	E-6
7	E-7
8	E-8
11	O-1
12	O-1E
13	O-2
14	O-2E
15	O-3
16	O-3E
24	W-1
25	W-2

 H4MI11Y - S10Q11Y TOTAL ACTIVE DUTY TIME YEARS-W4

Type	Code
Measurement Unit	numeric
H4MI11Y	11Y. What is the total amount of time you (have) served on active duty? [years]
0	0 years
1	1 year
2	2 years
3	3 years
4	4 years
5	5 years
6	6 years
7	7 years
8	8 years
9	9 years
10	10 years
11	11 years

12	12 years
13	13 years

 H4MI11M - S10Q11M TOTAL ACTIVE DUTY TIME MONTHS-W4

Type	Code
Measurement Unit	numeric
H4MI11M	11M. What is the total amount of time you (have) served on active duty? [months]
0	0 months
1	1 month
2	2 months
3	3 months
4	4 months
5	5 months
6	6 months
7	7 months
8	8 months
9	9 months
10	10 months
11	11 months

 H4MI12Y - S10Q12Y TOTAL COMBAT TIME YEARS-W4

Type	Code
Measurement Unit	numeric
H4MI12Y	12Y. What is the total amount of time you (have) served in a combat zone? [years]
0	0 years
1	1 year
2	2 years
3	3 years
4	4 years
6	6 years
7	7 years

8	8 years
12	12 years
15	15 years

 H4MI12M - S10Q12M TOTAL COMBAT TIME MONTHS-W4

Type	Code
Measurement Unit	numeric
H4MI12M	12M. What is the total amount of time you (have) served in a combat zone? [months]
0	0 months
1	1 month
2	2 months
3	3 months
4	4 months
5	5 months
6	6 months
7	7 months
8	8 months
9	9 months
10	10 months
11	11 months

 H4MI13 - S10Q13 NUMBER OF COMBAT ENGAGEMENTS-W4

Type	Numeric (Double)
H4MI13	13. During your combat deployment, how many times did you engage the enemy in a firefight?

 H4MI14 - S10Q14 KILLED SOMEONE DURING COMBAT-W4

Type	Code
Measurement Unit	numeric
H4MI14	14. During your combat deployment, did you ever kill or think you killed someone?
0	no
1	yes

 H4MI15 - S10Q15 WOUNDED/INJURED DURING COMBAT-W4

Type	Code
Measurement Unit	numeric
H4MI15	15. During your combat deployment, were you wounded or injured?
0	no
1	yes

 H4MI16A - S10Q16A SAW DEAD/WOUNDED ALLY-W4

Type	Code
Measurement Unit	numeric
H4MI16A	16A. During your deployment, did you see anyone wounded, killed, or dead? Select all that apply. Yes, coalition or ally
0	not selected
1	selected

 H4MI16B - S10Q16B SAW DEAD/WOUNDED ENEMY-W4

Type	Code
Measurement Unit	numeric
H4MI16B	16B. During your deployment, did you see anyone wounded, killed, or dead? Select all that apply. Yes, enemy
0	not selected
1	selected

 H4MI16C - S10Q16C SAW DEAD/WOUNDED CIVILIAN-W4

Type	Code
Measurement Unit	numeric
H4MI16C	16C. During your deployment, did you see anyone wounded, killed, or dead? Select all that apply. Yes, civilian
0	not selected
1	selected

 H4MI16D - S10Q16D SAW DEAD/WOUNDED NO-W4

Type	Code
Measurement Unit	numeric
H4MI16D	16D. During your deployment, did you see anyone wounded, killed, or dead? Select all that apply. No

0	not selected
1	selected

 H4MI17 - S10Q17 WILL GIVE SOCIAL SECURITY NUM-W4

Type	Code
Measurement Unit	numeric
H4MI17	17. We would like to obtain information from your military service record, including information on your military education, dates and geographic locations of service, and participation in military battles and engagements. This information will help us learn more about pathways into the military and the effects of military service on family formation and health. We will not request your medical records. In order to obtain your service record we will need your Social Security number. Would you provide your Social Security number so we can request your military service record? (Your Social Security number will be treated as confidential and used only for the purpose of obtaining your military service record.) Would you provide your social security number?
0	no
1	yes

 H4LM1 - S11Q1 WORK FOR PAY > 35HR/WK NOT STUD-W4

Type	Code
Measurement Unit	numeric
H4LM1	1. Have you ever worked full time at least 35 hours a week at a paying job while you were not primarily a student? Do not include summer work.
0	no
1	yes

 H4LM2 - S11Q2 EVER WORK 9 WEEKS/MORE/10 HRS-W4

Type	Code
Measurement Unit	numeric
H4LM2	2. Have you ever worked for 9 weeks or more at a paying job that was at least 10 hours a week? Do not include military service.
0	no
1	yes

 H4LM3 - S11Q3 TOT NO JOBS BETWEEN 2001/LST YR-W4

Type	Numeric (Double)
------	------------------

H4LM3	3. Thinking back over the period from 2001 to the previous year how many total jobs have you had? Include only paying jobs that lasted 9 weeks or more and were at least 10 hours a week.
-------	---

 H4LM4 - S11Q4 NO TX FIRED BETWEEN 2001/LST YR-W4

Type	Numeric (Double)
H4LM4	4. Thinking back over the period from 2001 to the previous year, how many times have you been fired, let go or laid off from a job?

 H4LM5 - S11Q5 AGE STRT 1ST PAID FULL TIME JOB-W4

Type	Numeric (Double)
H4LM5	5. How old were you when you first began working full time (at least 35 hours a week) at a paying job while you were not primarily a student?

 H4LM6 - S11Q6 STILL WORK FIRST PAY JOB EVER-W4

Type	Code
Measurement Unit	numeric
H4LM6	6. Are you still at your first full-time job at least 10 hours per week?
0	no
1	yes

 H4LM7 - S11Q7 ANOTHER JOB SINCE 1ST > 10H/WK-W4

Type	Code
Measurement Unit	numeric
H4LM7	7. Since you left your first full-time job, have you had another paying job that was at least 10 hours per week? Do not include military service.
0	no
1	yes

 H4LM8 - S11Q8 TYPE WORK 1ST FULL TIME JOB-W4

Type	Code
Measurement Unit	numeric
H4LM8	8. Next I'd like to record a description of your first full-time job. When you see the list of categories, please tell me which best describes what you did at your first full time job.
11-2011	Advertising and Promotions Managers
11-2021	Marketing Managers
11-2022	Sales Managers

11-2031	Public Relations Managers
11-3011	Administrative Services Managers
11-3021	Computer and Information Systems Managers
11-3031	Financial Managers
11-3041	Compensation and Benefits Managers
11-3042	Training and Development Managers
11-3049	Human Resources Managers, All Other
11-3051	Industrial Production Managers
11-3061	Purchasing Managers
11-3071	Transportation, Storage, and Distribution Managers
11-9021	Construction Managers
11-9031	Education Administrators, Preschool and Child Care Center/Program
11-9033	Education Administrators, Postsecondary
11-9039	Education Administrators, All Other
11-9051	Food Service Managers
11-9071	Gaming Managers
11-9081	Lodging Managers
11-9111	Medical and Health Services Managers
11-9121	Natural Sciences Managers
11-9131	Postmasters and Mail Superintendents
11-9141	Property, Real Estate, and Community Association Managers
11-9151	Social and Community Service Managers
11-9199	Managers, All Other
11-1011	Chief Executives
11-1021	General and Operations Managers
13-1011	Agents and Business Managers of Artists, Performers, and Athletes
13-1021	Purchasing Agents and Buyers, Farm Products
13-1022	Wholesale and Retail Buyers, Except Farm Products



13-1023	Purchasing Agents, Except Wholesale, Retail, and Farm Products
13-1031	Claims Adjusters, Examiners, and Investigators
13-1032	Insurance Appraisers, Auto Damage
13-1041	Compliance Officers, Except Agriculture, Construction, Health and Safety, and Transportation
13-1051	Cost Estimators
13-1071	Employment, Recruitment, and Placement Specialists
13-1072	Compensation, Benefits, and Job Analysis Specialists
13-1073	Training and Development Specialists
13-1079	Human Resources, Training, and Labor Relations Specialists, All Other
13-1081	Logisticians
13-1111	Management Analysts
13-1121	Meeting and Convention Planners
13-1199	Business Operations Specialists, All Other
13-2011	Accountants and Auditors
13-2021	Appraisers and Assessors of Real Estate
13-2031	Budget Analysts
13-2041	Credit Analysts
13-2051	Financial Analysts
13-2052	Personal Financial Advisors
13-2053	Insurance Underwriters
13-2071	Loan Counselors
13-2072	Loan Officers
13-2081	Tax Examiners, Collectors, and Revenue Agents
13-2082	Tax Preparers
13-2099	Financial Specialists, All Other
15-1011	Computer and Information Scientists, Research

---

15-1021	Computer Programmers
15-1031	Computer Software Engineers, Applications
15-1032	Computer Software Engineers, Systems Software
15-1041	Computer Support Specialists
15-1051	Computer Systems Analysts
15-1061	Database Administrators
15-1071	Network and Computer Systems Administrators
15-1081	Network Systems and Data Communications Analysts
15-1099	Computer Specialists, All Other
15-2021	Mathematicians
15-2041	Statisticians
15-2099	Mathematical Science Occupations, All Other
17-1011	Architects, Except Landscape and Naval
17-1021	Cartographers and Photogrammetrists
17-1022	Surveyors
17-2011	Aerospace Engineers
17-2031	Biomedical Engineers
17-2041	Chemical Engineers
17-2051	Civil Engineers
17-2061	Computer Hardware Engineers
17-2071	Electrical Engineers
17-2072	Electronics Engineers, Except Computer
17-2081	Environmental Engineers
17-2112	Industrial Engineers
17-2121	Marine Engineers and Naval Architects
17-2131	Materials Engineers
17-2141	Mechanical Engineers
17-2161	Nuclear Engineers
17-2171	Petroleum Engineers
17-2199	Engineers, All Other

17-3011	Architectural and Civil Drafters
17-3012	Electrical and Electronics Drafters
17-3013	Mechanical Drafters
17-3019	Drafters, All Other
17-3022	Civil Engineering Technicians
17-3023	Electrical and Electronic Engineering Technicians
17-3027	Mechanical Engineering Technicians
17-3029	Engineering Technicians, Except Drafters, All Other
17-3031	Surveying and Mapping Technicians
19-1012	Food Scientists and Technologists
19-1021	Biochemists and Biophysicists
19-1022	Microbiologists
19-1029	Biological Scientists, All Other
19-1031	Conservation Scientists
19-1099	Life Scientists, All Other
19-2031	Chemists
19-2032	Materials Scientists
19-2041	Environmental Scientists and Specialists, Including Health
19-2042	Geoscientists, Except Hydrologists and Geographers
19-2099	Physical Scientists, All Other
19-3011	Economists
19-3021	Market Research Analysts
19-3022	Survey Researchers
19-3039	Psychologists, All Other
19-3094	Political Scientists
19-3099	Social Scientists and Related Workers, All Other
19-4011	Agricultural and Food Science Technicians
19-4021	Biological Technicians
19-4031	Chemical Technicians

19-4061	Social Science Research Assistants
19-4099	Life, Physical, and Social Science Technicians, All Other
21-1011	Substance Abuse and Behavioral Disorder Counselors
21-1012	Educational, Vocational, and School Counselors
21-1014	Mental Health Counselors
21-1015	Rehabilitation Counselors
21-1019	Counselors, All Other
21-1021	Child, Family, and School Social Workers
21-1022	Medical and Public Health Social Workers
21-1023	Mental Health and Substance Abuse Social Workers
21-1029	Social Workers, All Other
21-1091	Health Educators
21-1092	Probation Officers and Correctional Treatment Specialists
21-1093	Social and Human Service Assistants
21-1099	Community and Social Service Specialists, All Other
21-2011	Clergy
21-2021	Directors, Religious Activities and Education
21-2099	Religious Workers, All Other
23-1011	Lawyers
23-1023	Judges, Magistrate Judges, and Magistrates
23-2011	Paralegals and Legal Assistants
23-2092	Law Clerks
23-2093	Title Examiners, Abstractors, and Searchers
23-2099	Legal Support Workers, All Other
25-1011	Business Teachers, Postsecondary
25-1021	Computer Science Teachers, Postsecondary
25-1022	Mathematical Science Teachers, Postsecondary
25-1032	Engineering Teachers, Postsecondary

25-1041	Agricultural Sciences Teachers, Postsecondary
25-1042	Biological Science Teachers, Postsecondary
25-1051	Atmospheric, Earth, Marine, and Space Sciences Teachers, Postsecondary
25-1069	Social Sciences Teachers, Postsecondary, All Other
25-1121	Art, Drama, and Music Teachers, Postsecondary
25-1123	English Language and Literature Teachers, Postsecondary
25-1124	Foreign Language and Literature Teachers, Postsecondary
25-1193	Recreation and Fitness Studies Teachers, Postsecondary
25-2011	Preschool Teachers, Except Special Education
25-2012	Kindergarten Teachers, Except Special Education
25-2021	Elementary School Teachers, Except Special Education
25-2022	Middle School Teachers, Except Special and Vocational Education
25-2031	Secondary School Teachers, Except Special and Vocational Education
25-2032	Vocational Education Teachers, Secondary School
25-2041	Special Education Teachers, Preschool, Kindergarten, and Elementary School
25-2042	Special Education Teachers, Middle School
25-2043	Special Education Teachers, Secondary School
25-3011	Adult Literacy, Remedial Education, and GED Teachers and Instructors
25-3021	Self-Enrichment Education Teachers
25-3099	Teachers and Instructors, All Other
25-4012	Curators
25-4021	Librarians
25-4031	Library Technicians
25-9011	Audio-Visual Collections Specialists

---

25-9031	Instructional Coordinators
25-9041	Teacher Assistants
25-9099	Education, Training, and Library Workers, All Other
27-1011	Art Directors
27-1012	Craft Artists
27-1013	Fine Artists, Including Painters, Sculptors, and Illustrators
27-1014	Multi-Media Artists and Animators
27-1019	Artists and Related Workers, All Other
27-1021	Commercial and Industrial Designers
27-1022	Fashion Designers
27-1023	Floral Designers
27-1024	Graphic Designers
27-1025	Interior Designers
27-1026	Merchandise Displayers and Window Trimmers
27-1027	Set and Exhibit Designers
27-1029	Designers, All Other
27-2011	Actors
27-2012	Producers and Directors
27-2021	Athletes and Sports Competitors
27-2022	Coaches and Scouts
27-2023	Umpires, Referees, and Other Sports Officials
27-2031	Dancers
27-2032	Choreographers
27-2042	Musicians and Singers
27-2099	Entertainers and Performers, Sports and Related Workers, All Other
27-3011	Radio and Television Announcers
27-3022	Reporters and Correspondents
27-3031	Public Relations Specialists
27-3041	Editors

27-3042	Technical Writers
27-3043	Writers and Authors
27-3099	Media and Communication Workers, All Other
27-4011	Audio and Video Equipment Technicians
27-4014	Sound Engineering Technicians
27-4021	Photographers
27-4031	Camera Operators, Television, Video, and Motion Picture
27-4032	Film and Video Editors
27-4099	Media and Communication Equipment Workers, All Other
29-1011	Chiropractors
29-1021	Dentists, General
29-1031	Dietitians and Nutritionists
29-1051	Pharmacists
29-1063	Internists, General
29-1067	Surgeons
29-1069	Physicians and Surgeons, All Other
29-1071	Physician Assistants
29-1111	Registered Nurses
29-1122	Occupational Therapists
29-1123	Physical Therapists
29-1126	Respiratory Therapists
29-1127	Speech-Language Pathologists
29-1129	Therapists, All Other
29-1131	Veterinarians
29-1199	Health Diagnosing and Treating Practitioners, All Other
29-2011	Medical and Clinical Laboratory Technologists
29-2012	Medical and Clinical Laboratory Technicians
29-2021	Dental Hygienists

29-2032	Diagnostic Medical Sonographers
29-2033	Nuclear Medicine Technologists
29-2034	Radiologic Technologists and Technicians
29-2041	Emergency Medical Technicians and Paramedics
29-2052	Pharmacy Technicians
29-2056	Veterinary Technologists and Technicians
29-2061	Licensed Practical and Licensed Vocational Nurses
29-2081	Opticians, Dispensing
29-2091	Orthotists and Prosthetists
29-2099	Health Technologists and Technicians, All Other
29-9011	Occupational Health and Safety Specialists
29-9012	Occupational Health and Safety Technicians
29-9091	Athletic Trainers
29-9099	Healthcare Practitioners and Technical Workers, All Other
31-1011	Home Health Aides
31-1012	Nursing Aides, Orderlies, and Attendants
31-1013	Psychiatric Aides
31-2011	Occupational Therapist Assistants
31-2012	Occupational Therapist Aides
31-2021	Physical Therapist Assistants
31-2022	Physical Therapist Aides
31-9011	Massage Therapists
31-9091	Dental Assistants
31-9092	Medical Assistants
31-9093	Medical Equipment Preparers
31-9094	Medical Transcriptionists
31-9095	Pharmacy Aides
31-9096	Veterinary Assistants and Laboratory Animal Caretakers
31-9099	Healthcare Support Workers, All Other



33-1099	First-Line Supervisors/Managers, Protective Service Workers, All Other
33-2011	Fire Fighters
33-2021	Fire Inspectors and Investigators
33-3012	Correctional Officers and Jailers
33-3021	Detectives and Criminal Investigators
33-3041	Parking Enforcement Workers
33-3051	Police and Sheriff's Patrol Officers
33-9021	Private Detectives and Investigators
33-9031	Gaming Surveillance Officers and Gaming Investigators
33-9032	Security Guards
33-9091	Crossing Guards
33-9092	Lifeguards, Ski Patrol, and Other Recreational Protective Service Workers
33-9099	Protective Service Workers, All Other
35-1011	Chefs and Head Cooks
35-1012	First-Line Supervisors/Managers of Food Preparation and Serving Workers
35-2011	Cooks, Fast Food
35-2012	Cooks, Institution and Cafeteria
35-2013	Cooks, Private Household
35-2014	Cooks, Restaurant
35-2015	Cooks, Short Order
35-2019	Cooks, All Other
35-2021	Food Preparation Workers
35-3011	Bartenders
35-3021	Combined Food Preparation and Serving Workers, Including Fast Food
35-3022	Counter Attendants, Cafeteria, Food Concession, and Coffee Shop
35-3031	Waiters and Waitresses

35-3041	Food Servers, Nonrestaurant
35-9011	Dining Room and Cafeteria Attendants and Bartender Helpers
35-9021	Dishwashers
35-9031	Hosts and Hostesses, Restaurant, Lounge, and Coffee Shop
35-9099	Food Preparation and Serving Related Workers, All Other
37-1011	First-Line Supervisors/Managers of Housekeeping and Janitorial Workers
37-1012	First-Line Supervisors/Managers of Landscaping, Lawn Service, and Groundskeeping Workers
37-2011	Janitors and Cleaners, Except Maids and Housekeeping Cleaners
37-2012	Maids and Housekeeping Cleaners
37-2019	Building Cleaning Workers, All Other
37-2021	Pest Control Workers
37-3011	Landscaping and Groundskeeping Workers
37-3013	Tree Trimmers and Pruners
37-3019	Grounds Maintenance Workers, All Other
39-1021	First-Line Supervisors/Managers of Personal Service Workers
39-2021	Nonfarm Animal Caretakers
39-3031	Ushers, Lobby Attendants, and Ticket Takers
39-3099	Entertainment Attendants and Related Workers, All Other
39-4011	Embalmers
39-5011	Barbers
39-5012	Hairdressers, Hairstylists, and Cosmetologists
39-5092	Manicurists and Pedicurists
39-5093	Shampooers
39-5094	Skin Care Specialists
39-6011	Baggage Porters and Bellhops

39-6012	Concierges
39-6021	Tour Guides and Escorts
39-6022	Travel Guides
39-6031	Flight Attendants
39-6032	Transportation Attendants, Except Flight Attendants and Baggage Porters
39-9011	Child Care Workers
39-9021	Personal and Home Care Aides
39-9031	Fitness Trainers and Aerobics Instructors
39-9032	Recreation Workers
39-9041	Residential Advisors
39-9099	Personal Care and Service Workers, All Other
41-1011	First-Line Supervisors/Managers of Retail Sales Workers
41-1012	First-Line Supervisors/Managers of Non-Retail Sales Workers
41-2011	Cashiers
41-2012	Gaming Change Persons and Booth Cashiers
41-2021	Counter and Rental Clerks
41-2022	Parts Salespersons
41-2031	Retail Salespersons
41-3011	Advertising Sales Agents
41-3021	Insurance Sales Agents
41-3031	Securities, Commodities, and Financial Services Sales Agents
41-3041	Travel Agents
41-3099	Sales Representatives, Services, All Other
41-4011	Sales Representatives, Wholesale and Manufacturing, Technical and Scientific Products
41-4012	Sales Representatives, Wholesale and Manufacturing, Except Technical and Scientific Products
41-9011	Demonstrators and Product Promoters

41-9021	Real Estate Brokers
41-9022	Real Estate Sales Agents
41-9031	Sales Engineers
41-9041	Telemarketers
41-9091	Door-To-Door Sales Workers, News and Street Vendors, and Related Workers
41-9099	Sales and Related Workers, All Other
43-1011	First-Line Supervisors/Managers of Office and Administrative Support Workers
43-2011	Switchboard Operators, Including Answering Service
43-2021	Telephone Operators
43-2099	Communications Equipment Operators, All Other
43-3011	Bill and Account Collectors
43-3021	Billing and Posting Clerks and Machine Operators
43-3031	Bookkeeping, Accounting, and Auditing Clerks
43-3051	Payroll and Timekeeping Clerks
43-3061	Procurement Clerks
43-3071	Tellers
43-4011	Brokerage Clerks
43-4021	Correspondence Clerks
43-4031	Court, Municipal, and License Clerks
43-4041	Credit Authorizers, Checkers, and Clerks
43-4051	Customer Service Representatives
43-4061	Eligibility Interviewers, Government Programs
43-4071	File Clerks
43-4081	Hotel, Motel, and Resort Desk Clerks
43-4111	Interviewers, Except Eligibility and Loan
43-4141	New Accounts Clerks
43-4151	Order Clerks
43-4161	Human Resources Assistants, Except Payroll and Timekeeping

43-4171	Receptionists and Information Clerks
43-4181	Reservation and Transportation Ticket Agents and Travel Clerks
43-4199	Information and Record Clerks, All Other
43-5011	Cargo and Freight Agents
43-5021	Couriers and Messengers
43-5031	Police, Fire, and Ambulance Dispatchers
43-5032	Dispatchers, Except Police, Fire, and Ambulance
43-5041	Meter Readers, Utilities
43-5051	Postal Service Clerks
43-5052	Postal Service Mail Carriers
43-5053	Postal Service Mail Sorters, Processors, and Processing Machine Operators
43-5061	Production, Planning, and Expediting Clerks
43-5071	Shipping, Receiving, and Traffic Clerks
43-5081	Stock Clerks and Order Fillers
43-5111	Weighers, Measurers, Checkers, and Samplers, Recordkeeping
43-6011	Executive Secretaries and Administrative Assistants
43-6012	Legal Secretaries
43-6013	Medical Secretaries
43-6014	Secretaries, Except Legal, Medical, and Executive
43-9011	Computer Operators
43-9021	Data Entry Keyers
43-9022	Word Processors and Typists
43-9031	Desktop Publishers
43-9041	Insurance Claims and Policy Processing Clerks
43-9051	Mail Clerks and Mail Machine Operators, Except Postal Service
43-9061	Office Clerks, General
43-9071	Office Machine Operators, Except Computer
43-9081	Proofreaders and Copy Markers

43-9199	Office and Administrative Support Workers, All Other
45-1011	First-Line Supervisors/Managers of Farming, Fishing, and Forestry Workers
45-1012	Farm Labor Contractors
45-2021	Animal Breeders
45-2041	Graders and Sorters, Agricultural Products
45-2091	Agricultural Equipment Operators
45-2092	Farmworkers and Laborers, Crop, Nursery, and Greenhouse
45-2093	Farmworkers, Farm and Ranch Animals
45-2099	Agricultural Workers, All Other
45-3011	Fishers and Related Fishing Workers
45-3021	Hunters and Trappers
45-4011	Forest and Conservation Workers
45-4021	Fallers
45-4022	Logging Equipment Operators
45-4023	Log Graders and Scalers
45-4029	Logging Workers, All Other
47-1011	First-Line Supervisors/Managers of Construction Trades and Extraction Workers
47-2011	Boilermakers
47-2021	Brickmasons and Blockmasons
47-2022	Stonemasons
47-2031	Carpenters
47-2042	Floor Layers, Except Carpet, Wood, and Hard Tiles
47-2043	Floor Sanders and Finishers
47-2044	Tile and Marble Setters
47-2051	Cement Masons and Concrete Finishers
47-2061	Construction Laborers
47-2071	Paving, Surfacing, and Tamping Equipment Operators

---

47-2072	Pile-Driver Operators
47-2073	Operating Engineers and Other Construction Equipment Operators
47-2081	Drywall and Ceiling Tile Installers
47-2111	Electricians
47-2121	Glaziers
47-2131	Insulation Workers, Floor, Ceiling, and Wall
47-2132	Insulation Workers, Mechanical
47-2141	Painters, Construction and Maintenance
47-2152	Plumbers, Pipefitters, and Steamfitters
47-2161	Plasterers and Stucco Masons
47-2171	Reinforcing Iron and Rebar Workers
47-2181	Roofers
47-2211	Sheet Metal Workers
47-2221	Structural Iron and Steel Workers
47-3011	Helpers--Brickmasons, Blockmasons, Stonemasons, and Tile and Marble Setters
47-3012	Helpers--Carpenters
47-3013	Helpers--Electricians
47-3014	Helpers--Painters, Paperhangers, Plasterers, and Stucco Masons
47-3015	Helpers--Pipelayers, Plumbers, Pipefitters, and Steamfitters
47-3016	Helpers--Roofers
47-3019	Helpers, Construction Trades, All Other
47-4011	Construction and Building Inspectors
47-4021	Elevator Installers and Repairers
47-4051	Highway Maintenance Workers
47-4061	Rail-Track Laying and Maintenance Equipment Operators
47-4071	Septic Tank Servicers and Sewer Pipe Cleaners
47-4091	Segmental Pavers

47-4099	Construction and Related Workers, All Other
47-5011	Derrick Operators, Oil and Gas
47-5012	Rotary Drill Operators, Oil and Gas
47-5013	Service Unit Operators, Oil, Gas, and Mining
47-5021	Earth Drillers, Except Oil and Gas
47-5049	Mining Machine Operators, All Other
47-5051	Rock Splitters, Quarry
47-5081	Helpers--Extraction Workers
47-5099	Extraction Workers, All Other
49-1011	First-Line Supervisors/Managers of Mechanics, Installers, and Repairers
49-2011	Computer, Automated Teller, and Office Machine Repairers
49-2022	Telecommunications Equipment Installers and Repairers, Except Line Installers
49-2091	Avionics Technicians
49-2092	Electric Motor, Power Tool, and Related Repairers
49-2093	Electrical and Electronics Installers and Repairers, Transportation Equipment
49-2094	Electrical and Electronics Repairers, Commercial and Industrial Equipment
49-2095	Electrical and Electronics Repairers, Powerhouse, Substation, and Relay
49-2096	Electronic Equipment Installers and Repairers, Motor Vehicles
49-2097	Electronic Home Entertainment Equipment Installers and Repairers
49-2098	Security and Fire Alarm Systems Installers
49-3011	Aircraft Mechanics and Service Technicians
49-3021	Automotive Body and Related Repairers
49-3022	Automotive Glass Installers and Repairers
49-3023	Automotive Service Technicians and Mechanics



49-3031	Bus and Truck Mechanics and Diesel Engine Specialists
49-3041	Farm Equipment Mechanics
49-3042	Mobile Heavy Equipment Mechanics, Except Engines
49-3051	Motorboat Mechanics
49-3053	Outdoor Power Equipment and Other Small Engine Mechanics
49-3092	Recreational Vehicle Service Technicians
49-3093	Tire Repairers and Changers
49-9021	Heating, Air Conditioning, and Refrigeration Mechanics and Installers
49-9041	Industrial Machinery Mechanics
49-9042	Maintenance and Repair Workers, General
49-9043	Maintenance Workers, Machinery
49-9044	Millwrights
49-9045	Refractory Materials Repairers, Except Brickmasons
49-9051	Electrical Power-Line Installers and Repairers
49-9052	Telecommunications Line Installers and Repairers
49-9069	Precision Instrument and Equipment Repairers, All Other
49-9091	Coin, Vending, and Amusement Machine Servicers and Repairers
49-9094	Locksmiths and Safe Repairers
49-9095	Manufactured Building and Mobile Home Installers
49-9097	Signal and Track Switch Repairers
49-9098	Helpers--Installation, Maintenance, and Repair Workers
49-9099	Installation, Maintenance, and Repair Workers, All Other
51-1011	First-Line Supervisors/Managers of Production and Operating Workers
51-2011	Aircraft Structure, Surfaces, Rigging, and Systems Assemblers

51-2021	Coil Winders, Tapers, and Finishers
51-2022	Electrical and Electronic Equipment Assemblers
51-2023	Electromechanical Equipment Assemblers
51-2031	Engine and Other Machine Assemblers
51-2041	Structural Metal Fabricators and Fitters
51-2091	Fiberglass Laminators and Fabricators
51-2092	Team Assemblers
51-2093	Timing Device Assemblers, Adjusters, and Calibrators
51-2099	Assemblers and Fabricators, All Other
51-3021	Butchers and Meat Cutters
51-3022	Meat, Poultry, and Fish Cutters and Trimmers
51-3023	Slaughterers and Meat Packers
51-3091	Food and Tobacco Roasting, Baking, and Drying Machine Operators and Tenders
51-3092	Food Batchmakers
51-3093	Food Cooking Machine Operators and Tenders
51-4011	Computer-Controlled Machine Tool Operators, Metal and Plastic
51-4012	Numerical Tool and Process Control Programmers
51-4021	Extruding and Drawing Machine Setters, Operators, and Tenders, Metal and Plastic
51-4022	Forging Machine Setters, Operators, and Tenders, Metal and Plastic
51-4023	Rolling Machine Setters, Operators, and Tenders, Metal and Plastic
51-4031	Cutting, Punching, and Press Machine Setters, Operators, and Tenders, Metal and Plastic
51-4033	Grinding, Lapping, Polishing, and Buffing Machine Tool Setters, Operators, and Tenders, Metal and Plastic
51-4034	Lathe and Turning Machine Tool Setters, Operators, and Tenders, Metal and Plastic

51-4035	Milling and Planing Machine Setters, Operators, and Tenders, Metal and Plastic
51-4041	Machinists
51-4051	Metal-Refining Furnace Operators and Tenders
51-4052	Pourers and Casters, Metal
51-4061	Model Makers, Metal and Plastic
51-4072	Molding, Coremaking, and Casting Machine Setters, Operators, and Tenders, Metal and Plastic
51-4081	Multiple Machine Tool Setters, Operators, and Tenders, Metal and Plastic
51-4111	Tool and Die Makers
51-4121	Welders, Cutters, Solderers, and Brazers
51-4122	Welding, Soldering, and Brazing Machine Setters, Operators, and Tenders
51-4191	Heat Treating Equipment Setters, Operators, and Tenders, Metal and Plastic
51-4193	Plating and Coating Machine Setters, Operators, and Tenders, Metal and Plastic
51-4194	Tool Grinders, Filers, and Sharpeners
51-4199	Metal Workers and Plastic Workers, All Other
51-5011	Bindery Workers
51-5021	Job Printers
51-5022	Prepress Technicians and Workers
51-5023	Printing Machine Operators
51-6011	Laundry and Dry-Cleaning Workers
51-6021	Pressers, Textile, Garment, and Related Materials
51-6031	Sewing Machine Operators
51-6051	Sewers, Hand
51-6062	Textile Cutting Machine Setters, Operators, and Tenders
51-6063	Textile Knitting and Weaving Machine Setters, Operators, and Tenders

51-6064	Textile Winding, Twisting, and Drawing Out Machine Setters, Operators, and Tenders
51-6099	Textile, Apparel, and Furnishings Workers, All Other
51-7011	Cabinetmakers and Bench Carpenters
51-7021	Furniture Finishers
51-7031	Model Makers, Wood
51-7041	Sawing Machine Setters, Operators, and Tenders, Wood
51-7042	Woodworking Machine Setters, Operators, and Tenders, Except Sawing
51-7099	Woodworkers, All Other
51-8011	Nuclear Power Reactor Operators
51-8091	Chemical Plant and System Operators
51-8099	Plant and System Operators, All Other
51-9011	Chemical Equipment Operators and Tenders
51-9012	Separating, Filtering, Clarifying, Precipitating, and Still Machine Setters, Operators, and Tenders
51-9022	Grinding and Polishing Workers, Hand
51-9032	Cutting and Slicing Machine Setters, Operators, and Tenders
51-9041	Extruding, Forming, Pressing, and Compacting Machine Setters, Operators, and Tenders
51-9051	Furnace, Kiln, Oven, Drier, and Kettle Operators and Tenders
51-9061	Inspectors, Testers, Sorters, Samplers, and Weighers
51-9080	Medical, Dental, and Ophthalmic Laboratory Technicians
51-9081	Dental Laboratory Technicians
51-9083	Ophthalmic Laboratory Technicians
51-9111	Packaging and Filling Machine Operators and Tenders

51-9121	Coating, Painting, and Spraying Machine Setters, Operators, and Tenders
51-9123	Painting, Coating, and Decorating Workers
51-9131	Photographic Process Workers
51-9132	Photographic Processing Machine Operators
51-9141	Semiconductor Processors
51-9192	Cleaning, Washing, and Metal Pickling Equipment Operators and Tenders
51-9195	Molders, Shapers, and Casters, Except Metal and Plastic
51-9196	Paper Goods Machine Setters, Operators, and Tenders
51-9197	Tire Builders
51-9198	Helpers--Production Workers
51-9199	Production Workers, All Other
53-1011	Aircraft Cargo Handling Supervisors
53-1021	First-Line Supervisors/Managers of Helpers, Laborers, and Material Movers, Hand
53-1031	First-Line Supervisors/Managers of Transportation and Material-Moving Machine and Vehicle Operators
53-2011	Airline Pilots, Copilots, and Flight Engineers
53-2021	Air Traffic Controllers
53-2022	Airfield Operations Specialists
53-3011	Ambulance Drivers and Attendants, Except Emergency Medical Technicians
53-3021	Bus Drivers, Transit and Intercity
53-3022	Bus Drivers, School
53-3031	Driver/Sales Workers
53-3032	Truck Drivers, Heavy and Tractor-Trailer
53-3033	Truck Drivers, Light or Delivery Services
53-3041	Taxi Drivers and Chauffeurs
53-3099	Motor Vehicle Operators, All Other

53-4021	Railroad Brake, Signal, and Switch Operators
53-4031	Railroad Conductors and Yardmasters
53-4099	Rail Transportation Workers, All Other
53-5011	Sailors and Marine Oilers
53-5021	Captains, Mates, and Pilots of Water Vessels
53-5031	Ship Engineers
53-6021	Parking Lot Attendants
53-6031	Service Station Attendants
53-6041	Traffic Technicians
53-6099	Transportation Workers, All Other
53-7011	Conveyor Operators and Tenders
53-7021	Crane and Tower Operators
53-7033	Loading Machine Operators, Underground Mining
53-7041	Hoist and Winch Operators
53-7051	Industrial Truck and Tractor Operators
53-7062	Laborers and Freight, Stock, and Material Movers, Hand
53-7063	Machine Feeders and Offbearers
53-7064	Packers and Packagers, Hand
53-7071	Gas Compressor and Gas Pumping Station Operators
53-7081	Refuse and Recyclable Material Collectors
53-7121	Tank Car, Truck, and Ship Loaders
53-7199	Material Moving Workers, All Other
55-1011	Air Crew Officers
55-1012	Aircraft Launch and Recovery Officers
55-1014	Artillery and Missile Officers
55-1019	Military Officer Special and Tactical Operations Leaders/Managers, All Other
55-2011	First-Line Supervisors/Managers of Air Crew Members

55-2012	First-Line Supervisors/Managers of Weapons Specialists/Crew Members
55-2013	First-Line Supervisors/Managers of All Other Tactical Operations Specialists
55-3011	Air Crew Members
55-3012	Aircraft Launch and Recovery Specialists
55-3013	Armored Assault Vehicle Crew Members
55-3016	Infantry
55-3017	Radar and Sonar Technicians
55-3018	Special Forces
55-3019	Military Enlisted Tactical Operations and Air/Weapons Specialists and Crew Members, All Other

 H4LM9M - S11Q9M MTHS WRKD 1ST F/T JOB-W4

Type	Code
Measurement Unit	numeric
H4LM9M	9M. How long did you work at your first full time job? [months]
0	0 months
1	1 month
2	2 months
3	3 months
4	4 months
5	5 months
6	6 months
7	7 months
8	8 months
9	9 months
10	10 months
11	11 months
12	12 months
13	13 months
14	14 months

15	15 months
----	-----------

 H4LM9Y - S11Q9Y YRS WRKD 1ST F/T JOB-W4

Type	Code
Measurement Unit	numeric
H4LM9Y	9Y. How long did you work at your first full time job? [years]
0	0 years
1	1 year
2	2 years
3	3 years
4	4 years
5	5 years
6	6 years
7	7 years
8	8 years
9	9 years
10	10 years
11	11 years

 H4LM10 - S11Q10 GOAL DESCRIPTION 1ST F/T JOB-W4

Type	Code
Measurement Unit	numeric
H4LM10	10. Which of the following best describes your first full time job?
1	it was part of my long-term career or work goals at that time
2	it was preparation for my long-term career or work goals at that time
3	it was not related to my long-term career or work goals at that time
4	I did not have a long-term career or work goals at that time

 H4LM11 - S11Q11 CURRENTLY WORK/10 HRS WEEK-W4

Type	Code
Measurement Unit	numeric



H4LM11	11. Are you currently working for pay at least 10 hours a week?
0	no
1	yes

 H4LM12 - S11Q12 # JOBS CURRENTLY WORK/10HRS/WK-W4

Type	Code
Measurement Unit	numeric
H4LM12	12. On how many jobs are you currently working for pay at least 10 hours a week?
1	1 job
2	2 jobs
3	3 jobs
4	4 jobs
5	5 jobs
6	6 jobs
7	7 jobs
11	11 jobs
12	12 jobs
15	15 or more jobs

 H4LM13 - S11Q13 TOTAL HR/WK CURRENTLY WORKING-W4

Type	Numeric (Double)
H4LM13	13. How many total hours a week do you usually spend at these jobs?

 H4LM14 - S11Q14 DESCR CURRENT WORK STATUS-W4

Type	Code
Measurement Unit	numeric
H4LM14	14. Which one of the following categories best describes what you're doing now?
1	only temporarily laid off
2	on sick leave or temporarily disabled
3	on maternity/paternity leave
4	permanently disabled
5	unemployed and looking for work

6	unemployed and not looking for work
7	student
8	keeping house
9	retired
10	other

 H4LM15M - S11Q15M MONTH PAY JOB STARTED-W4

Type	Code
Measurement Unit	numeric
H4LM15M	15M. In what month and year did you begin your (current/most recent) primary job? [month]
1	January
2	February
3	March
4	April
5	May
6	June
7	July
8	August
9	September
10	October
11	November
12	December

 H4LM15Y - S11Q15Y YEAR PAY JOB STARTED-W4

Type	Numeric (Double)
H4LM15Y	15Y. In what month and year did you begin your (current/most recent) primary job? [year]

 H4LM16M - S11Q16M MONTH PAY JOB ENDED-W4

Type	Code
Measurement Unit	numeric
H4LM16M	16M. In what month and year did you last work at this [current/most recent] job? [month]

1	January
2	February
3	March
4	April
5	May
6	June
7	July
8	August
9	September
10	October
11	November
12	December

 H4LM16Y - S11Q16Y YEAR PAY JOB ENDED-W4

Type	Code
Measurement Unit	numeric
H4LM16Y	16Y. In what month and year did you last work at this [current/most recent] job? [year]
1995	1995
1996	1996
1997	1997
1998	1998
1999	1999
2000	2000
2001	2001
2002	2002
2003	2003
2004	2004
2005	2005
2006	2006
2007	2007
2008	2008

2009	2009
------	------



Type	Code
Measurement Unit	numeric
H4LM17	17. What is the main reason you left your most recent job?
1	layoff
2	plant closed
3	end of temporary or seasonal job
4	discharged or fired
5	program ended
6	health problems
7	pregnancy or family reasons
8	return to school
9	quit to look for another job
10	quit to take another job
11	retired
12	military service
13	incarceration
14	other
95	pretest case, logic changed



Type	Code
Measurement Unit	numeric
H4LM18	18. Now I'd like to record a description of your (current/most recent) job. When you see the list of categories, please tell me which best describes what you (do/did) at your (current/most recent) job.
11-2011	Advertising and Promotions Managers
11-2021	Marketing Managers
11-2022	Sales Managers
11-2031	Public Relations Managers
11-3011	Administrative Services Managers

11-3021	Computer and Information Systems Managers
11-3031	Financial Managers
11-3041	Compensation and Benefits Managers
11-3042	Training and Development Managers
11-3049	Human Resources Managers, All Other
11-3051	Industrial Production Managers
11-3061	Purchasing Managers
11-3071	Transportation, Storage, and Distribution Managers
11-9011	Farm, Ranch, and Other Agricultural Managers
11-9021	Construction Managers
11-9031	Education Administrators, Preschool and Child Care Center/Program
11-9032	Education Administrators, Elementary and Secondary School
11-9033	Education Administrators, Postsecondary
11-9039	Education Administrators, All Other
11-9041	Engineering Managers
11-9051	Food Service Managers
11-9061	Funeral Directors
11-9071	Gaming Managers
11-9081	Lodging Managers
11-9111	Medical and Health Services Managers
11-9121	Natural Sciences Managers
11-9131	Postmasters and Mail Superintendents
11-9141	Property, Real Estate, and Community Association Managers
11-9151	Social and Community Service Managers
11-9199	Managers, All Other
11-1011	Chief Executives
11-1021	General and Operations Managers

13-1011	Agents and Business Managers of Artists, Performers, and Athletes
13-1021	Purchasing Agents and Buyers, Farm Products
13-1022	Wholesale and Retail Buyers, Except Farm Products
13-1023	Purchasing Agents, Except Wholesale, Retail, and Farm Products
13-1031	Claims Adjusters, Examiners, and Investigators
13-1032	Insurance Appraisers, Auto Damage
13-1041	Compliance Officers, Except Agriculture, Construction, Health and Safety, and Transportation
13-1051	Cost Estimators
13-1061	Emergency Management Specialists
13-1071	Employment, Recruitment, and Placement Specialists
13-1072	Compensation, Benefits, and Job Analysis Specialists
13-1073	Training and Development Specialists
13-1079	Human Resources, Training, and Labor Relations Specialists, All Other
13-1081	Logisticians
13-1111	Management Analysts
13-1121	Meeting and Convention Planners
13-1199	Business Operations Specialists, All Other
13-2011	Accountants and Auditors
13-2021	Appraisers and Assessors of Real Estate
13-2031	Budget Analysts
13-2041	Credit Analysts
13-2051	Financial Analysts
13-2052	Personal Financial Advisors
13-2053	Insurance Underwriters
13-2061	Financial Examiners
13-2071	Loan Counselors

13-2072	Loan Officers
13-2081	Tax Examiners, Collectors, and Revenue Agents
13-2082	Tax Preparers
13-2099	Financial Specialists, All Other
15-1011	Computer and Information Scientists, Research
15-1021	Computer Programmers
15-1031	Computer Software Engineers, Applications
15-1032	Computer Software Engineers, Systems Software
15-1041	Computer Support Specialists
15-1051	Computer Systems Analysts
15-1061	Database Administrators
15-1071	Network and Computer Systems Administrators
15-1081	Network Systems and Data Communications Analysts
15-1099	Computer Specialists, All Other
15-2011	Actuaries
15-2021	Mathematicians
15-2031	Operations Research Analysts
15-2041	Statisticians
15-2099	Mathematical Science Occupations, All Other
17-1011	Architects, Except Landscape and Naval
17-1012	Landscape Architects
17-1022	Surveyors
17-2011	Aerospace Engineers
17-2031	Biomedical Engineers
17-2041	Chemical Engineers
17-2051	Civil Engineers
17-2061	Computer Hardware Engineers
17-2071	Electrical Engineers
17-2072	Electronics Engineers, Except Computer
17-2081	Environmental Engineers

17-2111	Health and Safety Engineers, Except Mining Safety Engineers and Inspectors
17-2112	Industrial Engineers
17-2121	Marine Engineers and Naval Architects
17-2131	Materials Engineers
17-2141	Mechanical Engineers
17-2151	Mining and Geological Engineers, Including Mining Safety Engineers
17-2161	Nuclear Engineers
17-2171	Petroleum Engineers
17-2199	Engineers, All Other
17-3011	Architectural and Civil Drafters
17-3012	Electrical and Electronics Drafters
17-3013	Mechanical Drafters
17-3019	Drafters, All Other
17-3022	Civil Engineering Technicians
17-3023	Electrical and Electronic Engineering Technicians
17-3025	Environmental Engineering Technicians
17-3027	Mechanical Engineering Technicians
17-3029	Engineering Technicians, Except Drafters, All Other
17-3031	Surveying and Mapping Technicians
19-1011	Animal Scientists
19-1012	Food Scientists and Technologists
19-1013	Soil and Plant Scientists
19-1021	Biochemists and Biophysicists
19-1022	Microbiologists
19-1023	Zoologists and Wildlife Biologists
19-1029	Biological Scientists, All Other
19-1031	Conservation Scientists
19-1041	Epidemiologists
19-1042	Medical Scientists, Except Epidemiologists



19-1099	Life Scientists, All Other
19-2021	Atmospheric and Space Scientists
19-2031	Chemists
19-2032	Materials Scientists
19-2041	Environmental Scientists and Specialists, Including Health
19-2042	Geoscientists, Except Hydrologists and Geographers
19-2099	Physical Scientists, All Other
19-3011	Economists
19-3021	Market Research Analysts
19-3022	Survey Researchers
19-3031	Clinical, Counseling, and School Psychologists
19-3039	Psychologists, All Other
19-3041	Sociologists
19-3051	Urban and Regional Planners
19-3094	Political Scientists
19-3099	Social Scientists and Related Workers, All Other
19-4011	Agricultural and Food Science Technicians
19-4021	Biological Technicians
19-4031	Chemical Technicians
19-4041	Geological and Petroleum Technicians
19-4061	Social Science Research Assistants
19-4091	Environmental Science and Protection Technicians, Including Health
19-4099	Life, Physical, and Social Science Technicians, All Other
21-1011	Substance Abuse and Behavioral Disorder Counselors
21-1012	Educational, Vocational, and School Counselors
21-1013	Marriage and Family Therapists
21-1014	Mental Health Counselors

21-1015	Rehabilitation Counselors
21-1019	Counselors, All Other
21-1021	Child, Family, and School Social Workers
21-1022	Medical and Public Health Social Workers
21-1023	Mental Health and Substance Abuse Social Workers
21-1029	Social Workers, All Other
21-1091	Health Educators
21-1092	Probation Officers and Correctional Treatment Specialists
21-1093	Social and Human Service Assistants
21-1099	Community and Social Service Specialists, All Other
21-2011	Clergy
21-2021	Directors, Religious Activities and Education
21-2099	Religious Workers, All Other
23-1011	Lawyers
23-1021	Administrative Law Judges, Adjudicators, and Hearing Officers
23-2011	Paralegals and Legal Assistants
23-2091	Court Reporters
23-2092	Law Clerks
23-2093	Title Examiners, Abstractors, and Searchers
23-2099	Legal Support Workers, All Other
25-1011	Business Teachers, Postsecondary
25-1021	Computer Science Teachers, Postsecondary
25-1022	Mathematical Science Teachers, Postsecondary
25-1032	Engineering Teachers, Postsecondary
25-1041	Agricultural Sciences Teachers, Postsecondary
25-1042	Biological Science Teachers, Postsecondary
25-1052	Chemistry Teachers, Postsecondary
25-1054	Physics Teachers, Postsecondary

25-1061	Anthropology and Archeology Teachers, Postsecondary
25-1063	Economics Teachers, Postsecondary
25-1065	Political Science Teachers, Postsecondary
25-1066	Psychology Teachers, Postsecondary
25-1067	Sociology Teachers, Postsecondary
25-1069	Social Sciences Teachers, Postsecondary, All Other
25-1071	Health Specialties Teachers, Postsecondary
25-1072	Nursing Instructors and Teachers, Postsecondary
25-1081	Education Teachers, Postsecondary
25-1111	Criminal Justice and Law Enforcement Teachers, Postsecondary
25-1112	Law Teachers, Postsecondary
25-1113	Social Work Teachers, Postsecondary
25-1121	Art, Drama, and Music Teachers, Postsecondary
25-1122	Communications Teachers, Postsecondary
25-1123	English Language and Literature Teachers, Postsecondary
25-1124	Foreign Language and Literature Teachers, Postsecondary
25-1125	History Teachers, Postsecondary
25-1126	Philosophy and Religion Teachers, Postsecondary
25-1191	Graduate Teaching Assistants
25-1199	Postsecondary Teachers, All Other
25-2011	Preschool Teachers, Except Special Education
25-2012	Kindergarten Teachers, Except Special Education
25-2021	Elementary School Teachers, Except Special Education
25-2022	Middle School Teachers, Except Special and Vocational Education
25-2023	Vocational Education Teachers, Middle School
25-2031	Secondary School Teachers, Except Special and Vocational Education

25-2032	Vocational Education Teachers, Secondary School
25-2041	Special Education Teachers, Preschool, Kindergarten, and Elementary School
25-2042	Special Education Teachers, Middle School
25-2043	Special Education Teachers, Secondary School
25-3011	Adult Literacy, Remedial Education, and GED Teachers and Instructors
25-3021	Self-Enrichment Education Teachers
25-3099	Teachers and Instructors, All Other
25-4011	Archivists
25-4021	Librarians
25-4031	Library Technicians
25-9011	Audio-Visual Collections Specialists
25-9021	Farm and Home Management Advisors
25-9031	Instructional Coordinators
25-9041	Teacher Assistants
25-9099	Education, Training, and Library Workers, All Other
27-1011	Art Directors
27-1012	Craft Artists
27-1013	Fine Artists, Including Painters, Sculptors, and Illustrators
27-1014	Multi-Media Artists and Animators
27-1019	Artists and Related Workers, All Other
27-1021	Commercial and Industrial Designers
27-1022	Fashion Designers
27-1023	Floral Designers
27-1024	Graphic Designers
27-1025	Interior Designers
27-1026	Merchandise Displayers and Window Trimmers
27-1027	Set and Exhibit Designers
27-1029	Designers, All Other

27-2011	Actors
27-2012	Producers and Directors
27-2021	Athletes and Sports Competitors
27-2022	Coaches and Scouts
27-2023	Umpires, Referees, and Other Sports Officials
27-2031	Dancers
27-2032	Choreographers
27-2041	Music Directors and Composers
27-2042	Musicians and Singers
27-2099	Entertainers and Performers, Sports and Related Workers, All Other
27-3011	Radio and Television Announcers
27-3012	Public Address System and Other Announcers
27-3021	Broadcast News Analysts
27-3022	Reporters and Correspondents
27-3031	Public Relations Specialists
27-3041	Editors
27-3042	Technical Writers
27-3043	Writers and Authors
27-3099	Media and Communication Workers, All Other
27-4013	Radio Operators
27-4014	Sound Engineering Technicians
27-4021	Photographers
27-4031	Camera Operators, Television, Video, and Motion Picture
27-4032	Film and Video Editors
27-4099	Media and Communication Equipment Workers, All Other
29-1011	Chiropractors
29-1021	Dentists, General
29-1029	Dentists, All Other Specialists

---

29-1031	Dietitians and Nutritionists
29-1041	Optometrists
29-1051	Pharmacists
29-1061	Anesthesiologists
29-1062	Family and General Practitioners
29-1063	Internists, General
29-1064	Obstetricians and Gynecologists
29-1065	Pediatricians, General
29-1066	Psychiatrists
29-1067	Surgeons
29-1069	Physicians and Surgeons, All Other
29-1071	Physician Assistants
29-1081	Podiatrists
29-1111	Registered Nurses
29-1122	Occupational Therapists
29-1123	Physical Therapists
29-1124	Radiation Therapists
29-1126	Respiratory Therapists
29-1127	Speech-Language Pathologists
29-1129	Therapists, All Other
29-1131	Veterinarians
29-1199	Health Diagnosing and Treating Practitioners, All Other
29-2011	Medical and Clinical Laboratory Technologists
29-2012	Medical and Clinical Laboratory Technicians
29-2021	Dental Hygienists
29-2031	Cardiovascular Technologists and Technicians
29-2032	Diagnostic Medical Sonographers
29-2034	Radiologic Technologists and Technicians
29-2041	Emergency Medical Technicians and Paramedics
29-2051	Dietetic Technicians

29-2052	Pharmacy Technicians
29-2053	Psychiatric Technicians
29-2055	Surgical Technologists
29-2056	Veterinary Technologists and Technicians
29-2061	Licensed Practical and Licensed Vocational Nurses
29-2071	Medical Records and Health Information Technicians
29-2081	Opticians, Dispensing
29-2091	Orthotists and Prosthetists
29-2099	Health Technologists and Technicians, All Other
29-9011	Occupational Health and Safety Specialists
29-9012	Occupational Health and Safety Technicians
29-9091	Athletic Trainers
29-9099	Healthcare Practitioners and Technical Workers, All Other
31-1011	Home Health Aides
31-1012	Nursing Aides, Orderlies, and Attendants
31-1013	Psychiatric Aides
31-2011	Occupational Therapist Assistants
31-2012	Occupational Therapist Aides
31-2021	Physical Therapist Assistants
31-2022	Physical Therapist Aides
31-9011	Massage Therapists
31-9091	Dental Assistants
31-9092	Medical Assistants
31-9093	Medical Equipment Preparers
31-9094	Medical Transcriptionists
31-9095	Pharmacy Aides
31-9096	Veterinary Assistants and Laboratory Animal Caretakers
31-9099	Healthcare Support Workers, All Other

33-1011	First-Line Supervisors/Managers of Correctional Officers
33-1012	First-Line Supervisors/Managers of Police and Detectives
33-1021	First-Line Supervisors/Managers of Fire Fighting and Prevention Workers
33-1099	First-Line Supervisors/Managers, Protective Service Workers, All Other
33-2011	Fire Fighters
33-2021	Fire Inspectors and Investigators
33-2022	Forest Fire Inspectors and Prevention Specialists
33-3011	Bailiffs
33-3012	Correctional Officers and Jailers
33-3021	Detectives and Criminal Investigators
33-3031	Fish and Game Wardens
33-3041	Parking Enforcement Workers
33-3051	Police and Sheriff's Patrol Officers
33-3052	Transit and Railroad Police
33-9011	Animal Control Workers
33-9021	Private Detectives and Investigators
33-9031	Gaming Surveillance Officers and Gaming Investigators
33-9032	Security Guards
33-9092	Lifeguards, Ski Patrol, and Other Recreational Protective Service Workers
33-9099	Protective Service Workers, All Other
35-1011	Chefs and Head Cooks
35-1012	First-Line Supervisors/Managers of Food Preparation and Serving Workers
35-2011	Cooks, Fast Food
35-2012	Cooks, Institution and Cafeteria
35-2013	Cooks, Private Household
35-2014	Cooks, Restaurant



35-2015	Cooks, Short Order
35-2019	Cooks, All Other
35-2021	Food Preparation Workers
35-3011	Bartenders
35-3021	Combined Food Preparation and Serving Workers, Including Fast Food
35-3022	Counter Attendants, Cafeteria, Food Concession, and Coffee Shop
35-3031	Waiters and Waitresses
35-3041	Food Servers, Nonrestaurant
35-9011	Dining Room and Cafeteria Attendants and Bartender Helpers
35-9021	Dishwashers
35-9031	Hosts and Hostesses, Restaurant, Lounge, and Coffee Shop
35-9099	Food Preparation and Serving Related Workers, All Other
37-1011	First-Line Supervisors/Managers of Housekeeping and Janitorial Workers
37-1012	First-Line Supervisors/Managers of Landscaping, Lawn Service, and Groundskeeping Workers
37-2011	Janitors and Cleaners, Except Maids and Housekeeping Cleaners
37-2012	Maids and Housekeeping Cleaners
37-2019	Building Cleaning Workers, All Other
37-2021	Pest Control Workers
37-3011	Landscaping and Groundskeeping Workers
37-3012	Pesticide Handlers, Sprayers, and Applicators, Vegetation
37-3013	Tree Trimmers and Pruners
37-3019	Grounds Maintenance Workers, All Other
39-1011	Gaming Supervisors
39-1021	First-Line Supervisors/Managers of Personal Service Workers

39-2011	Animal Trainers
39-2021	Nonfarm Animal Caretakers
39-3011	Gaming Dealers
39-3031	Ushers, Lobby Attendants, and Ticket Takers
39-3099	Entertainment Attendants and Related Workers, All Other
39-4021	Funeral Attendants
39-5011	Barbers
39-5012	Hairdressers, Hairstylists, and Cosmetologists
39-5091	Makeup Artists, Theatrical and Performance
39-5092	Manicurists and Pedicurists
39-5094	Skin Care Specialists
39-6011	Baggage Porters and Bellhops
39-6012	Concierges
39-6031	Flight Attendants
39-6032	Transportation Attendants, Except Flight Attendants and Baggage Porters
39-9011	Child Care Workers
39-9021	Personal and Home Care Aides
39-9031	Fitness Trainers and Aerobics Instructors
39-9032	Recreation Workers
39-9041	Residential Advisors
39-9099	Personal Care and Service Workers, All Other
41-1011	First-Line Supervisors/Managers of Retail Sales Workers
41-1012	First-Line Supervisors/Managers of Non-Retail Sales Workers
41-2011	Cashiers
41-2012	Gaming Change Persons and Booth Cashiers
41-2021	Counter and Rental Clerks
41-2022	Parts Salespersons
41-2031	Retail Salespersons

41-3011	Advertising Sales Agents
41-3021	Insurance Sales Agents
41-3031	Securities, Commodities, and Financial Services Sales Agents
41-3041	Travel Agents
41-3099	Sales Representatives, Services, All Other
41-4011	Sales Representatives, Wholesale and Manufacturing, Technical and Scientific Products
41-4012	Sales Representatives, Wholesale and Manufacturing, Except Technical and Scientific Products
41-9011	Demonstrators and Product Promoters
41-9021	Real Estate Brokers
41-9022	Real Estate Sales Agents
41-9031	Sales Engineers
41-9041	Telemarketers
41-9091	Door-To-Door Sales Workers, News and Street Vendors, and Related Workers
41-9099	Sales and Related Workers, All Other
43-1011	First-Line Supervisors/Managers of Office and Administrative Support Workers
43-2011	Switchboard Operators, Including Answering Service
43-2021	Telephone Operators
43-2099	Communications Equipment Operators, All Other
43-3011	Bill and Account Collectors
43-3021	Billing and Posting Clerks and Machine Operators
43-3031	Bookkeeping, Accounting, and Auditing Clerks
43-3051	Payroll and Timekeeping Clerks
43-3061	Procurement Clerks
43-3071	Tellers
43-4011	Brokerage Clerks
43-4021	Correspondence Clerks

43-4031	Court, Municipal, and License Clerks
43-4041	Credit Authorizers, Checkers, and Clerks
43-4051	Customer Service Representatives
43-4061	Eligibility Interviewers, Government Programs
43-4071	File Clerks
43-4081	Hotel, Motel, and Resort Desk Clerks
43-4121	Library Assistants, Clerical
43-4131	Loan Interviewers and Clerks
43-4141	New Accounts Clerks
43-4151	Order Clerks
43-4161	Human Resources Assistants, Except Payroll and Timekeeping
43-4171	Receptionists and Information Clerks
43-4181	Reservation and Transportation Ticket Agents and Travel Clerks
43-4199	Information and Record Clerks, All Other
43-5011	Cargo and Freight Agents
43-5021	Couriers and Messengers
43-5031	Police, Fire, and Ambulance Dispatchers
43-5032	Dispatchers, Except Police, Fire, and Ambulance
43-5041	Meter Readers, Utilities
43-5051	Postal Service Clerks
43-5052	Postal Service Mail Carriers
43-5053	Postal Service Mail Sorters, Processors, and Processing Machine Operators
43-5061	Production, Planning, and Expediting Clerks
43-5071	Shipping, Receiving, and Traffic Clerks
43-5081	Stock Clerks and Order Fillers
43-5111	Weighers, Measurers, Checkers, and Samplers, Recordkeeping
43-6011	Executive Secretaries and Administrative Assistants
43-6012	Legal Secretaries

43-6013	Medical Secretaries
43-6014	Secretaries, Except Legal, Medical, and Executive
43-9011	Computer Operators
43-9021	Data Entry Keyers
43-9022	Word Processors and Typists
43-9031	Desktop Publishers
43-9041	Insurance Claims and Policy Processing Clerks
43-9051	Mail Clerks and Mail Machine Operators, Except Postal Service
43-9061	Office Clerks, General
43-9071	Office Machine Operators, Except Computer
43-9081	Proofreaders and Copy Markers
43-9111	Statistical Assistants
43-9199	Office and Administrative Support Workers, All Other
45-1011	First-Line Supervisors/Managers of Farming, Fishing, and Forestry Workers
45-1012	Farm Labor Contractors
45-2011	Agricultural Inspectors
45-2021	Animal Breeders
45-2041	Graders and Sorters, Agricultural Products
45-2091	Agricultural Equipment Operators
45-2092	Farmworkers and Laborers, Crop, Nursery, and Greenhouse
45-2093	Farmworkers, Farm and Ranch Animals
45-2099	Agricultural Workers, All Other
45-4011	Forest and Conservation Workers
45-4021	Fallers
45-4022	Logging Equipment Operators
45-4029	Logging Workers, All Other
47-1011	First-Line Supervisors/Managers of Construction Trades and Extraction Workers

---

47-2011	Boilermakers
47-2021	Brickmasons and Blockmasons
47-2022	Stonemasons
47-2031	Carpenters
47-2041	Carpet Installers
47-2042	Floor Layers, Except Carpet, Wood, and Hard Tiles
47-2043	Floor Sanders and Finishers
47-2044	Tile and Marble Setters
47-2051	Cement Masons and Concrete Finishers
47-2061	Construction Laborers
47-2071	Paving, Surfacing, and Tamping Equipment Operators
47-2072	Pile-Driver Operators
47-2073	Operating Engineers and Other Construction Equipment Operators
47-2081	Drywall and Ceiling Tile Installers
47-2082	Tapers
47-2111	Electricians
47-2131	Insulation Workers, Floor, Ceiling, and Wall
47-2132	Insulation Workers, Mechanical
47-2141	Painters, Construction and Maintenance
47-2151	Pipelayers
47-2152	Plumbers, Pipefitters, and Steamfitters
47-2161	Plasterers and Stucco Masons
47-2171	Reinforcing Iron and Rebar Workers
47-2181	Roofers
47-2211	Sheet Metal Workers
47-2221	Structural Iron and Steel Workers
47-3011	Helpers--Brickmasons, Blockmasons, Stonemasons, and Tile and Marble Setters
47-3012	Helpers--Carpenters

47-3013	Helpers--Electricians
47-3014	Helpers--Painters, Paperhangers, Plasterers, and Stucco Masons
47-3015	Helpers--Pipelayers, Plumbers, Pipefitters, and Steamfitters
47-3016	Helpers--Roofers
47-3019	Helpers, Construction Trades, All Other
47-4011	Construction and Building Inspectors
47-4021	Elevator Installers and Repairers
47-4031	Fence Erectors
47-4041	Hazardous Materials Removal Workers
47-4051	Highway Maintenance Workers
47-4061	Rail-Track Laying and Maintenance Equipment Operators
47-4071	Septic Tank Servicers and Sewer Pipe Cleaners
47-4091	Segmental Pavers
47-4099	Construction and Related Workers, All Other
47-5011	Derrick Operators, Oil and Gas
47-5012	Rotary Drill Operators, Oil and Gas
47-5013	Service Unit Operators, Oil, Gas, and Mining
47-5021	Earth Drillers, Except Oil and Gas
47-5031	Explosives Workers, Ordnance Handling Experts, and Blasters
47-5041	Continuous Mining Machine Operators
47-5049	Mining Machine Operators, All Other
47-5051	Rock Splitters, Quarry
47-5061	Roof Bolters, Mining
47-5071	Roustabouts, Oil and Gas
47-5081	Helpers--Extraction Workers
47-5099	Extraction Workers, All Other
49-1011	First-Line Supervisors/Managers of Mechanics, Installers, and Repairers

49-2011	Computer, Automated Teller, and Office Machine Repairers
49-2021	Radio Mechanics
49-2022	Telecommunications Equipment Installers and Repairers, Except Line Installers
49-2091	Avionics Technicians
49-2092	Electric Motor, Power Tool, and Related Repairers
49-2093	Electrical and Electronics Installers and Repairers, Transportation Equipment
49-2094	Electrical and Electronics Repairers, Commercial and Industrial Equipment
49-2095	Electrical and Electronics Repairers, Powerhouse, Substation, and Relay
49-2096	Electronic Equipment Installers and Repairers, Motor Vehicles
49-2097	Electronic Home Entertainment Equipment Installers and Repairers
49-2098	Security and Fire Alarm Systems Installers
49-3011	Aircraft Mechanics and Service Technicians
49-3021	Automotive Body and Related Repairers
49-3022	Automotive Glass Installers and Repairers
49-3023	Automotive Service Technicians and Mechanics
49-3031	Bus and Truck Mechanics and Diesel Engine Specialists
49-3041	Farm Equipment Mechanics
49-3042	Mobile Heavy Equipment Mechanics, Except Engines
49-3043	Rail Car Repairers
49-3053	Outdoor Power Equipment and Other Small Engine Mechanics
49-3092	Recreational Vehicle Service Technicians
49-3093	Tire Repairers and Changers
49-9012	Control and Valve Installers and Repairers, Except Mechanical Door



49-9021	Heating, Air Conditioning, and Refrigeration Mechanics and Installers
49-9031	Home Appliance Repairers
49-9041	Industrial Machinery Mechanics
49-9042	Maintenance and Repair Workers, General
49-9043	Maintenance Workers, Machinery
49-9045	Refractory Materials Repairers, Except Brickmasons
49-9051	Electrical Power-Line Installers and Repairers
49-9052	Telecommunications Line Installers and Repairers
49-9063	Musical Instrument Repairers and Tuners
49-9069	Precision Instrument and Equipment Repairers, All Other
49-9091	Coin, Vending, and Amusement Machine Servicers and Repairers
49-9092	Commercial Divers
49-9093	Fabric Menders, Except Garment
49-9095	Manufactured Building and Mobile Home Installers
49-9096	Riggers
49-9097	Signal and Track Switch Repairers
49-9098	Helpers--Installation, Maintenance, and Repair Workers
49-9099	Installation, Maintenance, and Repair Workers, All Other
51-1011	First-Line Supervisors/Managers of Production and Operating Workers
51-2011	Aircraft Structure, Surfaces, Rigging, and Systems Assemblers
51-2021	Coil Winders, Tapers, and Finishers
51-2022	Electrical and Electronic Equipment Assemblers
51-2023	Electromechanical Equipment Assemblers
51-2031	Engine and Other Machine Assemblers
51-2041	Structural Metal Fabricators and Fitters
51-2091	Fiberglass Laminators and Fabricators

51-2092	Team Assemblers
51-2093	Timing Device Assemblers, Adjusters, and Calibrators
51-2099	Assemblers and Fabricators, All Other
51-3011	Bakers
51-3021	Butchers and Meat Cutters
51-3022	Meat, Poultry, and Fish Cutters and Trimmers
51-3023	Slaughterers and Meat Packers
51-3091	Food and Tobacco Roasting, Baking, and Drying Machine Operators and Tenders
51-3092	Food Batchmakers
51-3093	Food Cooking Machine Operators and Tenders
51-4011	Computer-Controlled Machine Tool Operators, Metal and Plastic
51-4012	Numerical Tool and Process Control Programmers
51-4021	Extruding and Drawing Machine Setters, Operators, and Tenders, Metal and Plastic
51-4022	Forging Machine Setters, Operators, and Tenders, Metal and Plastic
51-4031	Cutting, Punching, and Press Machine Setters, Operators, and Tenders, Metal and Plastic
51-4033	Grinding, Lapping, Polishing, and Buffing Machine Tool Setters, Operators, and Tenders, Metal and Plastic
51-4034	Lathe and Turning Machine Tool Setters, Operators, and Tenders, Metal and Plastic
51-4035	Milling and Planing Machine Setters, Operators, and Tenders, Metal and Plastic
51-4041	Machinists
51-4051	Metal-Refining Furnace Operators and Tenders
51-4052	Pourers and Casters, Metal
51-4071	Foundry Mold and Coremakers
51-4072	Molding, Coremaking, and Casting Machine Setters, Operators, and Tenders, Metal and Plastic

51-4081	Multiple Machine Tool Setters, Operators, and Tenders, Metal and Plastic
51-4111	Tool and Die Makers
51-4121	Welders, Cutters, Solderers, and Brazers
51-4122	Welding, Soldering, and Brazing Machine Setters, Operators, and Tenders
51-4191	Heat Treating Equipment Setters, Operators, and Tenders, Metal and Plastic
51-4193	Plating and Coating Machine Setters, Operators, and Tenders, Metal and Plastic
51-4194	Tool Grinders, Filers, and Sharpeners
51-4199	Metal Workers and Plastic Workers, All Other
51-5011	Bindery Workers
51-5021	Job Printers
51-5022	Prepress Technicians and Workers
51-5023	Printing Machine Operators
51-6011	Laundry and Dry-Cleaning Workers
51-6021	Pressers, Textile, Garment, and Related Materials
51-6031	Sewing Machine Operators
51-6062	Textile Cutting Machine Setters, Operators, and Tenders
51-6063	Textile Knitting and Weaving Machine Setters, Operators, and Tenders
51-6064	Textile Winding, Twisting, and Drawing Out Machine Setters, Operators, and Tenders
51-6091	Extruding and Forming Machine Setters, Operators, and Tenders, Synthetic and Glass Fibers
51-6092	Fabric and Apparel Patternmakers
51-6099	Textile, Apparel, and Furnishings Workers, All Other
51-7011	Cabinetmakers and Bench Carpenters
51-7021	Furniture Finishers
51-7031	Model Makers, Wood

51-7041	Sawing Machine Setters, Operators, and Tenders, Wood
51-7042	Woodworking Machine Setters, Operators, and Tenders, Except Sawing
51-7099	Woodworkers, All Other
51-8012	Power Distributors and Dispatchers
51-8013	Power Plant Operators
51-8021	Stationary Engineers and Boiler Operators
51-8031	Water and Liquid Waste Treatment Plant and System Operators
51-8091	Chemical Plant and System Operators
51-8092	Gas Plant Operators
51-8093	Petroleum Pump System Operators, Refinery Operators, and Gaugers
51-8099	Plant and System Operators, All Other
51-9011	Chemical Equipment Operators and Tenders
51-9012	Separating, Filtering, Clarifying, Precipitating, and Still Machine Setters, Operators, and Tenders
51-9021	Crushing, Grinding, and Polishing Machine Setters, Operators, and Tenders
51-9023	Mixing and Blending Machine Setters, Operators, and Tenders
51-9031	Cutters and Trimmers, Hand
51-9032	Cutting and Slicing Machine Setters, Operators, and Tenders
51-9041	Extruding, Forming, Pressing, and Compacting Machine Setters, Operators, and Tenders
51-9051	Furnace, Kiln, Oven, Drier, and Kettle Operators and Tenders
51-9061	Inspectors, Testers, Sorters, Samplers, and Weighers
51-9071	Jewelers and Precious Stone and Metal Workers
51-9082	Medical Appliance Technicians

51-9111	Packaging and Filling Machine Operators and Tenders
51-9121	Coating, Painting, and Spraying Machine Setters, Operators, and Tenders
51-9122	Painters, Transportation Equipment
51-9123	Painting, Coating, and Decorating Workers
51-9131	Photographic Process Workers
51-9132	Photographic Processing Machine Operators
51-9141	Semiconductor Processors
51-9191	Cementing and Gluing Machine Operators and Tenders
51-9193	Cooling and Freezing Equipment Operators and Tenders
51-9194	Etchers and Engravers
51-9195	Molders, Shapers, and Casters, Except Metal and Plastic
51-9196	Paper Goods Machine Setters, Operators, and Tenders
51-9197	Tire Builders
51-9198	Helpers--Production Workers
51-9199	Production Workers, All Other
53-1011	Aircraft Cargo Handling Supervisors
53-1021	First-Line Supervisors/Managers of Helpers, Laborers, and Material Movers, Hand
53-1031	First-Line Supervisors/Managers of Transportation and Material-Moving Machine and Vehicle Operators
53-2011	Airline Pilots, Copilots, and Flight Engineers
53-2021	Air Traffic Controllers
53-2022	Air Traffic Controllers
53-3011	Ambulance Drivers and Attendants, Except Emergency Medical Technicians
53-3021	Bus Drivers, Transit and Intercity
53-3022	Bus Drivers, School

53-3031	Driver/Sales Workers
53-3032	Truck Drivers, Heavy and Tractor-Trailer
53-3033	Truck Drivers, Light or Delivery Services
53-3041	Taxi Drivers and Chauffeurs
53-3099	Motor Vehicle Operators, All Other
53-4011	Locomotive Engineers
53-4021	Railroad Brake, Signal, and Switch Operators
53-4031	Railroad Conductors and Yardmasters
53-4099	Rail Transportation Workers, All Other
53-5011	Sailors and Marine Oilers
53-5021	Captains, Mates, and Pilots of Water Vessels
53-5031	Ship Engineers
53-6021	Parking Lot Attendants
53-6031	Service Station Attendants
53-6041	Traffic Technicians
53-6051	Transportation Inspectors
53-6099	Transportation Workers, All Other
53-7011	Conveyor Operators and Tenders
53-7021	Crane and Tower Operators
53-7032	Excavating and Loading Machine and Dragline Operators
53-7033	Loading Machine Operators, Underground

 H4LM19 - S11Q19 NUMBER HRS/WEEK CURR PAY JOB-W4

Type	Numeric (Double)
H4LM19	19. How many hours a week (do/did) you usually work at this job?

 H4LM20 - S11Q20 BEST DESC HRS WORKED CURR JOB-W4

Type	Code
Measurement Unit	numeric
H4LM20	20. Which one of these categories best describes the hours you (work/worked) at this job?
1	regular day shift

2	regular evening shift
3	regular night shift
4	shift rotates that is, it (changes/changed) periodically from day to evening or night
5	split shift that is, it (consists/consisted) of two distinct periods each day
6	irregular schedule or hours
7	other

 H4LM21A - S11Q21A EMPLOYER PROVIDES-HEALTH INS-W4

Type	Code
Measurement Unit	numeric
H4LM21A	21A. (Does/Did) your employer make the following available to you: health insurance?
0	no
1	yes

 H4LM21B - S11Q21B EMPLOYER PROVIDES-RETIRE BEN-W4

Type	Code
Measurement Unit	numeric
H4LM21B	21B. (Does/Did) your employer make the following available to you: retirement benefits (such as 401k, 403b, or a company pension plan)?
0	no
1	yes

 H4LM21C - S11Q21C EMPLOYER PROVIDES-PD VAC/SICK-W4

Type	Code
Measurement Unit	numeric
H4LM21C	21C. (Does/Did) your employer make the following available to you: paid vacation or sick leave?
0	no
1	yes

 H4LM22 - S11Q22 SPEND MST TIME STAND/SEAT WORK-W4

Type	Code
Measurement Unit	numeric

H4LM22	22. In your current primary job, do you spend most of your time...	
1	standing, doing hard physical work, for example, doing construction work	
2	standing, doing moderate physical work, for example, nursing or being a mechanic	
3	standing, doing light physical work, for example, standing at a counter, teaching, or working at a conveyer belt	
4	seated, for example, using a computer or driving	
5	mixed answers*	

 H4LM23 - S11Q23 DECISION-MAKING FREEDOM WORK-W4

Type	Code	
Measurement Unit	numeric	
H4LM23	23. Overall, how often (do/did) you have the freedom to make important decisions about what you (do/did) at work and how you (do/did) it?	
0	none or almost none of the time	
1	some of the time	
2	most of the time	
3	all or almost all of the time	

 H4LM24 - S11Q24 HOW OFTEN REPETITIOUS TASKS-W4

Type	Code	
Measurement Unit	numeric	
H4LM24	24. How much of the time (do/did) you do the same things repeatedly, that is over and over?	
0	none or almost none of the time	
1	some of the time	
2	most of the time	
3	all or almost all of the time	

 H4LM25 - S11Q25 DX OF SUPERVISORY ROLE-W4

Type	Code	
Measurement Unit	numeric	



H4LM25	25. Thinking about your official job duties, which of the following statements best describes your supervisory responsibilities at your (current/most recent) primary job?
1	I (supervise/supervised) other employees
2	I (supervise/supervised) other employees, some of whom (supervise/supervised) others
3	I (do/did) not supervise anyone

 H4LM26 - S11Q26 GLOBAL JOB SATISFACTION-W4

Type	Code
Measurement Unit	numeric
H4LM26	26. How satisfied (are/were) you with this job, as a whole?
1	extremely satisfied
2	satisfied
3	neither satisfied nor dissatisfied
4	dissatisfied
5	extremely dissatisfied

 H4LM27 - S11Q27 CURR/MST RCNT JOB GOAL DESCR-W4

Type	Code
Measurement Unit	numeric
H4LM27	27. Which one of the following best describes your (current/most recent) primary job?
1	it is part of my long-term career or work goals
2	it is preparation for my long-term career or work goals
3	it is not related to my long-term career or work goals
4	I do not have a long-term career or work goals

 H4LM28 - S11Q28 FAMILY RESP INTERFER W/WORK-W4

Type	Code
Measurement Unit	numeric
H4LM28	28. Indicate how much you would agree or disagree with this statement: Family responsibilities have interfered with my ability to work.
1	strongly agree

2	agree
3	neither agree nor disagree
4	disagree
5	strongly disagree

 H4LM29 - S11Q29 OFT CUT HRS/REFUSE OT B/C FAM-W4

Type	Code
Measurement Unit	numeric
H4LM29	29. (In the past 12 months/Since you started your current job/In the last year of your most recent job), how often on your primary job (have you had/have you had/did you have) to cut back your hours or turn down overtime because of your family responsibilities?
1	frequently
2	sometimes
3	rarely
4	never

 H4LM30 - S11Q30 FAM TIME OFT DECREASE B/C WORK-W4

Type	Code
Measurement Unit	numeric
H4LM30	30. (In the past 12 months/Since you started your current job/In the last year of your most recent job), how often on your primary job (have you spent/have you spent/did you spend) less time with your family than you wanted to because of work responsibilities?
1	frequently
2	sometimes
3	rarely
4	never

 H4EC1 - S12Q1 TOTAL HOUSEHOLD INC 06/07/08-W4

Type	Code
Measurement Unit	numeric
H4EC1	1. Thinking about your income and the income of everyone who lives in your household and contributes to the household budget, what was the total household income before taxes and deductions in {2006/2007/2008}? Include all sources of income, including non-legal sources.

1	less than \$5,000
2	\$5,000 to \$9,999
3	\$10,000 to \$14,999
4	\$15,000 to \$19,999
5	\$20,000 to \$24,999
6	\$25,000 to \$29,999
7	\$30,000 to \$39,999
8	\$40,000 to \$49,999
9	\$50,000 to \$74,999
10	\$75,000 to \$99,999
11	\$100,000 to \$149,999
12	\$150,000 or more

 H4EC2 - S12Q2 INCOME PERS EARNINGS 06/07/08-W4

Type	Numeric (Double)
H4EC2	2. Now think about your personal earnings. In {2006/2007/2008}, how much income did you receive from personal earnings before taxes, that is, wages or salaries, including tips, bonuses, and overtime pay, and income from self-employment?

 H4EC3 - S12Q3 BEST GUESS INCOME PERS EARNINGS-W4

Type	Code
Measurement Unit	numeric
H4EC3	3. What is your best guess of your personal earnings before taxes?
1	less than \$5,000
2	\$5,000 to \$9,999
3	\$10,000 to \$14,999
4	\$15,000 to \$19,999
5	\$20,000 to \$24,999
6	\$25,000 to \$29,999
7	\$30,000 to \$39,999
8	\$40,000 to \$49,999
9	\$50,000 to \$74,999

10	\$75,000 to \$99,999
11	\$100,000 to \$149,999
12	\$150,000 or more

 H4EC4 - S12Q4 OWN/MORTGAGE CURRENT RESIDENCE-W4

Type	Code
Measurement Unit	numeric
H4EC4	4. Is your house, apartment, or residence owned or being bought by {YOU AND/OR YOUR SPOUSE/PARTNER}?
0	no
1	yes

 H4EC5 - S12Q5 CURRENT RESID MORTGAGE BALANCE-W4

Type	Numeric (Double)
H4EC5	5. About how much do {YOU AND/OR YOUR SPOUSE/PARTNER} owe on the mortgage for your house, apartment, or residence?

 H4EC6 - S12Q6 FIN GIFT/LOAN TO BUY/IMPRV RES-W4

Type	Code
Measurement Unit	numeric
H4EC6	6. Have {YOU/YOUR SPOUSE/PARTNER} ever received any financial gifts or loans from your parents, in-laws, or relatives to help you buy, remodel, build or furnish a home or condominium?
0	no
1	yes

 H4EC7 - S12Q7 BEST EST TOT COMBINED ASSETS-W4

Type	Code
Measurement Unit	numeric
H4EC7	7. What is your best estimate of the total value of your assets and the assets of everyone who lives in your household and contributes to the household budget? Include all assets, such as bank accounts, retirement plans and stocks. Do not include equity in your home.
1	less than \$5,000
2	\$5,000 to \$9,999
3	\$10,000 to \$24,999
4	\$25,000 to \$49,999

5	\$50,000 to \$99,999
6	\$100,000 to \$249,999
7	\$250,000 to \$499,999
8	\$500,000 to \$999,999
9	\$1,000,000 or more

 H4EC8 - S12Q8 BEST EST TOTAL COLL HSHLD DEBT-W4

Type	Code
Measurement Unit	numeric
H4EC8	8. Now, think about your debts besides any mortgage on your home. How much do you and others in your household owe altogether? Include all debts, including all types of loans, credit card debt, medical or legal bills, etc.
1	less than \$1,000
2	\$1,000 to \$4,999
3	\$5,000 to \$9,999
4	\$10,000 to \$24,999
5	\$25,000 to \$49,999
6	\$50,000 to \$99,999
7	\$100,000 to \$249,999
8	\$250,000 or more


 H4EC9 - S12Q9 NET STATUS IF ASSESTS LIQUEFIED-W4

Type	Code
Measurement Unit	numeric
H4EC9	9. Suppose you and others in your household were to sell all of your major possessions (including your home), turn all of your investments and other assets into cash, and pay off all of your debts. Would you have something left over, break even, or be in debt?
1	have something left over
2	break even
3	be in debt


 H4EC10 - S12Q10 PAST 12 MON NO PHONE SERVICE-W4

Type	Code
Measurement Unit	numeric

H4EC10	10. In the past 12 months, was there a time when {YOU/YOUR HOUSEHOLD} was without phone service because you didn't have enough money?
0	no
1	yes

 H4EC11 - S12Q11 PAST 12 MON NO MORTG PAYMENT-W4

Type	Code
Measurement Unit	numeric
H4EC11	11. In the past 12 months, was there a time when {YOU/YOUR HOUSEHOLD} didn't pay the full amount of the rent or mortgage because you didn't have enough money?
0	no
1	yes

 H4EC12 - S12Q12 PAST 12 MON EVICTED FROM HOUSE-W4

Type	Code
Measurement Unit	numeric
H4EC12	12. In the past 12 months, was there a time when {YOU/YOUR HOUSEHOLD} were evicted from your house or apartment for not paying the rent or mortgage?
0	no
1	yes

 H4EC13 - S12Q13 PAST 12 MON NO UTIL PAYMNT-W4

Type	Code
Measurement Unit	numeric
H4EC13	13. In the past 12 months, was there a time when {YOU/YOUR HOUSEHOLD} didn't pay the full amount of a gas, electricity, or oil bill because you didn't have enough money?
0	no
1	yes

 H4EC14 - S12Q14 PAST 12 MON UTIL TURNED OFF-W3

Type	Code
Measurement Unit	numeric
H4EC14	14. In the past 12 months, was there a time when {YOU/YOUR HOUSEHOLD} had the service turned off by the gas or electric company, or the oil company wouldn't deliver, because payments were not made?

0	no
1	yes

 H4EC15 - S12Q15 PAST YR WORRIED FOOD DEPLETED-W4

Type	Code
Measurement Unit	numeric
H4EC15	15. In the past 12 months, was there a time when {YOU/YOUR HOUSEHOLD WERE/WAS} worried whether food would run out before you would get money to buy more?
0	no
1	yes

 H4EC16 - S12Q16 B AGE 18 HH MEM REC PUB ASSIST-W4

Type	Code
Measurement Unit	numeric
H4EC16	16. Before you were 18 years old, did anyone in your household ever receive public assistance, welfare payments, or food stamps?
0	no
1	yes

 H4EC17 - S12Q17 HOW LONG HH MEM REC PUB ASSIST-W4

Type	Code
Measurement Unit	numeric
H4EC17	17. During how much of the time before you turned 18 did anyone in your household receive this kind of help [public assistance or welfare]?
1	only a very short time
2	less than half the time
3	about half the time
4	most of the time
5	practically all of the time

 H4EC18 - S12Q18 REC WELFARE/PUB ASSIST-W4

Type	Code
Measurement Unit	numeric
H4EC18	18. Between {1995/2002} and {2006/2007/2008}, did you or others in your household receive any public assistance, welfare payments, or food stamps?

0	no
1	yes

 H4EC19 - S12Q19 WHERE RESP IS ON LADDER-W4

Type	Code
Measurement Unit	numeric
H4EC19	19. Think of this ladder as representing where people stand in the United States. At the top of the ladder (step 10) are the people who have the most money and education, and the most respected jobs. At the bottom of the ladder (step 1) are the people who have the least money and education, and the least respected jobs or no job. Where would you place yourself on this ladder? Pick the number for the step that shows where you think you stand at this time in your life, relative to other people in the United States.
1	step 1
2	step 2
3	step 3
4	step 4
5	step 5
6	step 6
7	step 7
8	step 8
9	step 9
10	step 10

 H4RE1 - S13Q1 PRESENT RELIGION-W4

Type	Code
Measurement Unit	numeric
H4RE1	1. What is your present religion?
1	none/atheist/agnostic
2	Protestant (such as Assembly of God, Baptist, Lutheran, Methodist, Presbyterian, etc.)
3	Catholic
4	other Christian
5	Jewish
6	Buddhist



7	Hindu
8	Muslim
9	other

 H4RE2 - S13Q2 PRESENT RELIGION OTHR CHRISTIAN-W4

Type	Code
Measurement Unit	numeric
H4RE2	2. Is that a Christian religion?
0	no
1	yes

 H4RE3 - S13Q3 FUNDAMENTALIST/LIBERAL/PENTECTL-W4

Type	Code
Measurement Unit	numeric
H4RE3	3. Are you fundamentalist, evangelical, mainline, liberal, Pentecostal, or none of these?
1	Fundamentalist
2	Evangelical
3	Mainline
4	Liberal
5	Pentecostal
6	none of these

 H4RE4 - S13Q4 TRADITIONAL/MODERATE/LIBERAL-W4

Type	Code
Measurement Unit	numeric
H4RE4	4. Are you traditional, moderate, liberal, or none of these?
1	Traditional
2	Moderate
3	Liberal
4	none of these

 H4RE5 - S13Q5 ORTHODOX/CONSERVATIVE/REFORM-W4

Type	Code
Measurement Unit	numeric

H4RE5	5. Are you Orthodox, Conservative, Reform, or none of these?
1	Orthodox
2	Conservative
3	Reform
4	none of these

 H4RE6 - S13Q6 DENOMINATION-W4

Type	Code
Measurement Unit	numeric
H4RE6	6. What is your denomination?
1	Anabaptist
2	Anglican
3	Assembly of God
4	Baptist
5	Brethren
6	Charismatic
7	Christian
8	Christian and Missionary Alliance
9	Christian Science
10	Church of Christ
11	Church of England
12	Church of God
13	Church of the Nazarene
14	Congregational
15	Disciples of Christ
16	Episcopalian
17	Evangelical Covenant Church
18	Evangelical Free Church
19	Four-square Gospel
20	Free Methodist Church
21	Friends
22	Holiness

23	Independent
24	Jehovah's Witness
25	Just Christian
26	Just Protestant
27	Latter-Day Saints
28	Lutheran
29	Mennonite
30	Methodist
31	Mormon
32	Nondenominational or inter-denominational Protestant
33	Pentecostal
34	Presbyterian
35	Quaker
36	Reformed
37	Salvation Army
38	Unitarian
39	United Church of Christ
40	Universalist
41	Wesleyan Church
42	other

 H4RE7 - S13Q7 HAVE ATTENDED CHURCH/MOSQ/SYNG-W4

Type	Code
Measurement Unit	numeric
H4RE7	7. How often have you attended church, synagogue, temple, mosque, or religious services in the past 12 months?
0	never
1	a few times
2	once a month
3	2 or 3 times a month
4	once a week

5	more than once a week
---	-----------------------

 H4RE8 - S13Q8 PARTICIPATED CHURCH ACTIVITIES-W4

Type	Code
Measurement Unit	numeric
H4RE8	8. Many churches, synagogues, and other places of worship have special activities outside of regular worship services-such as classes, retreats, small groups, or choir. In the past 12 months, how often have you taken part in such activities?
0	never
1	a few times
2	once a month
3	2 or 3 times a month
4	once a week
5	more than once a week

 H4RE9 - S13Q9 HOW IMPORTANT RELIG FAITH-W4

Type	Code
Measurement Unit	numeric
H4RE9	9. How important (if at all) is your religious faith to you?
1	not important
2	somewhat important
3	very important
4	more important than anything else

 H4RE10 - S13Q10 HOW OFTEN PRAY IN PRIVATE-W4

Type	Code
Measurement Unit	numeric
H4RE10	10. How often do you pray privately, that is, when you're alone, in places other than a church, synagogue, temple, mosque, or religious assembly?
0	never
1	less than once a month
2	once a month
3	a few times a month
4	once a week

5	a few times a week
6	once a day
7	more than once a day

 H4RE11 - S13Q11 HOW OFTEN TURN RELIG FOR PROBS-W4

Type	Code
Measurement Unit	numeric
H4RE11	11. How often do you turn to your religious or spiritual beliefs for help when you have personal problems, or problems at school or work?
0	never
1	seldom
2	sometimes
3	often
4	very often

 H4MH1 - S14Q1 INTERRUPTD DURING 90 SEC RECALL-W4

Type	Code
Measurement Unit	numeric
H4MH1	1. Did any of the following happen: interruption during memory task?
0	no
1	yes

 C4WD90\_1 - S14 # WORDS ON LIST RECALLED 90 SEC-W4

Type	Code
Measurement Unit	numeric
C4WD90_1	How many total words on the Word List did the respondent remember during the 90-second recall period?
0	0 words
1	1 word
2	2 words
3	3 words
4	4 words
5	5 words
6	6 words

7	7 words
8	8 words
9	9 words
10	10 words
11	11 words
12	12 words
13	13 words
14	14 words
15	15 words

 C4WD90\_2 - S14 # WORDS NOT ON LIST NAMED 90 SEC-W4

Type	Code
Measurement Unit	numeric
C4WD90_2	How many words not on the list did the respondent name?
0	0 words
1	1 word
2	2 words
3	3 words
4	4 words
5	5 words
6	6 words
7	7 words
8	8 words
9	9 words

 C4WD90\_3 - S14 # WORDS REPEATED 90 SEC-W4

Type	Code
Measurement Unit	numeric
C4WD90_3	How many total words did the respondent repeat?
0	0 words
1	1 word
2	2 words

3	3 words
4	4 words
5	5 words
6	6 words
7	7 words
8	8 words
9	9 words
10	10 words
11	11 words
12	12 words
13	13 words
14	14 words
15	15 words

 H4MH2 - S14Q2 HOW OFTEN FEEL ISOLATED-W4

Type	Code
Measurement Unit	numeric
H4MH2	2. How often do you feel isolated from others?
0	never
1	rarely
2	sometimes
3	often

 H4MH3 - S14Q3 LST MNTH UNABLE CONTROL THINGS-W4

Type	Code
Measurement Unit	numeric
H4MH3	3. In the last 30 days, how often have you felt that you were unable to control the important things in your life?
0	never
1	almost never
2	sometimes
3	fairly often
4	very often

 H4MH4 - S14Q4 LST MNTH CONF HANDLE PERS PROB-W4

Type	Code
Measurement Unit	numeric
H4MH4	4. In the last 30 days, how often have you felt confident in your ability to handle your personal problems?
0	never
1	almost never
2	sometimes
3	fairly often
4	very often

 H4MH5 - S14Q5 LST MNTH THINGS GOING YOUR WAY-W4

Type	Code
Measurement Unit	numeric
H4MH5	5. In the last 30 days, how often have you felt that things were going your way?
0	never
1	almost never
2	sometimes
3	fairly often
4	very often

 H4MH6 - S14Q6 LST MNTH DIFFICULTIES OVERWHELM-W4

Type	Code
Measurement Unit	numeric
H4MH6	6. In the last 30 days, how often have you felt that difficulties were piling up so high that you could not overcome them?
0	never
1	almost never
2	sometimes
3	fairly often
4	very often

 H4MH7 - S14Q7 COMPARED TO OTH HOW INTELLIGENT-W4



Type	Code	
Measurement Unit	numeric	
H4MH7	7. Compared to other people your age, how intelligent are you?	
1	moderately below average	
2	slightly below average	
3	about average	
4	slightly above average	
5	moderately above average	
6	extremely above average	

 H4MH8 - S14Q8 COMPARED TO OTH HOW ATTRACTIVE-W4

Type	Code	
Measurement Unit	numeric	
H4MH8	8. How attractive are you?	
1	very attractive	
2	moderately attractive	
3	slightly attractive	
4	not at all attractive	

 H4MH9 - S14Q9 NUMBER OF KIDS INTEND TO HAVE-W4

Type	Code	
Measurement Unit	numeric	
H4MH9	9. Including any children you may already have, how many children, in total, do you intend to have? Respondent should include children he or she intends to adopt or foster.	
0	0 children	
1	1 child	
2	2 children	
3	3 children	
4	4 children	
5	5 children	
6	6 children	
7	7 children	
8	8 children	

9	9 children
10	10 children

 H4MH10 - S14Q10 INTERRUPTD DURNG 60 SEC RECALL-W4

Type	Code
Measurement Unit	numeric
H4MH10	10. Did any of the following happen: interruption during memory task?
0	no
1	yes
5	not asked on pretest

 C4WD60\_1 - S14 # WORDS ON LIST RECALLED 60 SEC-W4

Type	Code
Measurement Unit	numeric
C4WD60_1	How many total words on the Word List did the respondent remember during the 60-second recall period?
0	0 words
1	1 word
2	2 words
3	3 words
4	4 words
5	5 words
6	6 words
7	7 words
8	8 words
9	9 words
10	10 words
11	11 words
12	12 words
13	13 words
14	14 words
15	15 words

 C4WD60\_2 - S14 # WORDS NOT ON LIST NAMED 60 SEC-W4

Type	Code
Measurement Unit	numeric
C4WD60_2	How many words not on the list did the respondent name?
0	0 words
1	1 word
2	2 words
3	3 words
4	4 words
5	5 words
6	6 words
7	7 words
8	8 words
9	9 words

 C4WD60\_3 - S14 # WORDS REPEATED 60 SEC-W4

Type	Code
Measurement Unit	numeric
C4WD60_3	How many total words did the respondent repeat?
0	0 words
1	1 word
2	2 words
3	3 words
4	4 words
5	5 words
6	6 words
7	7 words
8	8 words
9	9 words
10	10 words
11	11 words
12	12 words

13	13 words
14	14 words
15	15 words

 H4MH11A - S14Q11A NUMBER STRING/2-4-W4

Type	Code
Measurement Unit	numeric
H4MH11A	11A. 2-4 (4-2) Did respondent accurately repeat the set backwards?
0	no
1	yes

 H4MH11B - S14Q11B NUMBER STRING/5-7-W4

Type	Code
Measurement Unit	numeric
H4MH11B	11B. 5-7 (7-5) Did respondent accurately repeat the set backwards?
0	no
1	yes

 H4MH12A - S14Q12A NUMBER STRING/6-2-9-W4

Type	Code
Measurement Unit	numeric
H4MH12A	12A. 6-2-9 (9-2-6) Did respondent accurately repeat the set backwards?
0	no
1	yes

 H4MH12B - S14Q12B NUMBER STRING/4-1-5-W4

Type	Code
Measurement Unit	numeric
H4MH12B	12B. 4-1-5 (5-1-4) Did respondent accurately repeat the set backwards?
0	no
1	yes

 H4MH13A - S14Q13A NUMBER STRING/3-2-7-9-W4

Type	Code
Measurement Unit	numeric
H4MH13A	13A. 3-2-7-9 (9-7-2-3) Did respondent accurately repeat the set backwards?

0	no
1	yes

 H4MH13B - S14Q13B NUMBER STRING/4-9-6-8-W4

Type	Code
Measurement Unit	numeric
H4MH13B	13B. 4-9-6-8 (8-6-9-4) Did respondent accurately repeat the set backwards?
0	no
1	yes

 H4MH14A - S14Q14A NUMBER STRING/1-5-2-8-6-W4

Type	Code
Measurement Unit	numeric
H4MH14A	14A. 1-5-2-8-6 (6-8-2-5-1) Did respondent accurately repeat the set backwards?
0	no
1	yes

 H4MH14B - S14Q14B NUMBER STRING/6-1-8-4-3-W4

Type	Code
Measurement Unit	numeric
H4MH14B	14B. 6-1-8-4-3 (3-4-8-1-6) Did respondent accurately repeat the set backwards
0	no
1	yes

 H4MH15A - S14Q15A NUMBER STRING/5-3-9-4-1-8-W4

Type	Code
Measurement Unit	numeric
H4MH15A	15A. 5-3-9-4-1-8 (8-1-4-9-3-5) Did respondent accurately repeat the set backwards?
0	no
1	yes

 H4MH15B - S14Q15B NUMBER STRING/7-2-4-8-5-6-W4

Type	Code
------	------

Measurement Unit	numeric
H4MH15B	15B. 7-2-4-8-5-6 (6-5-8-4-2-7) Did respondent accurately repeat the set backwards?
0	no
1	yes

 H4MH16A - S14Q16A NUMBER STRING/8-1-2-9-3-6-5-W4

Type	Code
Measurement Unit	numeric
H4MH16A	16A. 8-1-2-9-3-6-5 (5-6-3-9-2-1-8) Did respondent accurately repeat the set backwards?
0	no
1	yes

 H4MH16B - S14Q16B NUMBER STRING/4-7-3-9-1-2-8-W4

Type	Code
Measurement Unit	numeric
H4MH16B	16B. 4-7-3-9-1-2-8 (8-2-1-9-3-7-4) Did respondent accurately repeat the set backwards?
0	no
1	yes

 H4MH17A - S14Q17A NUMBER STRING/9-4-3-7-6-2-5-8-W4

Type	Code
Measurement Unit	numeric
H4MH17A	17A. 9-4-3-7-6-2-5-8 (8-5-2-6-7-3-4-9) Did respondent accurately repeat the set backwards?
0	no
1	yes

 H4MH17B - S14Q17B NUMBER STRING/7-2-8-1-9-6-5-3-W4

Type	Code
Measurement Unit	numeric
H4MH17B	17B. 7-2-8-1-9-6-5-3 (3-5-6-9-1-8-2-7) Did respondent accurately repeat the set backwards?
0	no

1	yes
---	-----

 C4NUMSCR - TOTAL SCORE ON NUMBER RECALL TASK-W4


Type	Code
Measurement Unit	numeric
C4NUMSCR	Total Score on Number Recall Task
0	0
1	1
2	2
3	3
4	4
5	5
6	6
7	7

 H4MH18 - S14Q18 PAST 7 DAYS BOTHERED BY THINGS-W4

Type	Code
Measurement Unit	numeric
H4MH18	18. How often was the following true during the past seven days? You were bothered by things that usually don't bother you.
0	never or rarely
1	sometimes
2	a lot of the time
3	most of the time or all of the time

 H4MH19 - S14Q19 PAST 7 DAYS SHAKE OFF BLUES-W4

Type	Code
Measurement Unit	numeric
H4MH19	19. How often was the following true during the past seven days? You could not shake off the blues, even with help from your family and your friends.
0	never or rarely
1	sometimes
2	a lot of the time
3	most of the time or all of the time

 H4MH20 - S14Q20 PAST 7 DAYS FELT AS GOOD OTHRS-W4

Type	Code
Measurement Unit	numeric
H4MH20	20. How often was the following true during the past seven days? You felt you were just as good as other people.
0	never or rarely
1	sometimes
2	a lot of the time
3	most of the time or all of the time

 H4MH21 - S14Q21 PAST 7 DAYS TROUBL CONCENTRTNG-W4

Type	Code
Measurement Unit	numeric
H4MH21	21. How often was the following true during the past seven days? You had trouble keeping your mind on what you were doing.
0	never or rarely
1	sometimes
2	a lot of the time
3	most of the time or all of the time

 H4MH22 - S14Q22 PAST 7 DAYS FELT DEPRESSED-W4

Type	Code
Measurement Unit	numeric
H4MH22	22. How often was the following true during the past seven days? You felt depressed.
0	never or rarely
1	sometimes
2	a lot of the time
3	most of the time or all of the time

 H4MH23 - S14Q23 PAST 7 DAYS FELT TOO TIRED-W4

Type	Code
Measurement Unit	numeric
H4MH23	23. How often was the following true during the past seven days? You felt that you were too tired to do things.



0	never or rarely
1	sometimes
2	a lot of the time
3	most of the time or all of the time

 H4MH24 - S14Q24 PAST 7 DAYS FELT HAPPY-W4

Type	Code	
Measurement Unit	numeric	
H4MH24	24. How often was the following true during the past seven days? You felt happy.	
0	never or rarely	
1	sometimes	
2	a lot of the time	
3	most of the time or all of the time	

 H4MH25 - S14Q25 PAST 7 DAYS ENJOYED LIFE-W4

Type	Code	
Measurement Unit	numeric	
H4MH25	25. How often was the following true during the past seven days? You enjoyed life.	
0	never or rarely	
1	sometimes	
2	a lot of the time	
3	most of the time or all of the time	

 H4MH26 - S14Q26 PAST 7 DAYS FELT SAD-W4

Type	Code	
Measurement Unit	numeric	
H4MH26	26. How often was the following true during the past seven days? You felt sad.	
0	never or rarely	
1	sometimes	
2	a lot of the time	
3	most of the time or all of the time	

 H4MH27 - S14Q27 PAST 7 DAYS FELT DISLIKED-W4

Type	Code
Measurement Unit	numeric
H4MH27	27. How often was the following true during the past seven days? You felt that people disliked you.
0	never or rarely
1	sometimes
2	a lot of the time
3	most of the time or all of the time

 H4MH28 - S14Q28 FEEL TREATED W/ LESS RESPECT-W4

Type	Code
Measurement Unit	numeric
H4MH28	28. In your day-to-day life, how often do you feel you have been treated with less respect or courtesy than other people?
0	never
1	rarely
2	sometimes
3	often

 H4MH29 - S14Q29 REASON TREATED LESS RESPECT-W4

Type	Code
Measurement Unit	numeric
H4MH29	29. What do you think was the main reason for these experiences? Choose only one reason.
1	your ancestry or national origin
2	your gender
3	your race
4	your age
5	your religion
6	your height or weight
7	your shade of skin color
8	your sexual orientation
9	your education or income

10	a physical disability
11	other

 H4SE1 - S15Q1 THOUGHT ABOUT SUICIDE PST YR-W4

Type	Code
Measurement Unit	numeric
H4SE1	1. During the past 12 months, have you ever seriously thought about committing suicide?
0	no
1	yes

 H4SE2 - S15Q2 NO TIMES ATTEMPT SUICIDE PST YR-W4

Type	Code
Measurement Unit	numeric
H4SE2	2. During the past 12 months, how many times have you actually attempted suicide?
0	none
1	once
2	twice
3	3 or 4 times
4	5 or more times

 H4SE3 - S15Q3 SUICIDE ATTMPT CAUSE INJURY-W4

Type	Code
Measurement Unit	numeric
H4SE3	3. Did any [suicide] attempt result in an injury, poisoning, or overdose that had to be treated by a doctor or nurse?
0	no
1	yes

 H4SE4 - S15Q4 FAMILY/FRNDS ATTEMPT SUICIDE-W4

Type	Code
Measurement Unit	numeric
H4SE4	4. During the past 12 months, have any of your family or friends tried to kill themselves?
0	no

1	yes
---	-----

 H4SE5 - S15Q5 FAMILY/FRND KILLED BY SUICIDE-W4

Type	Code
Measurement Unit	numeric
H4SE5	5. Have any of them died as a result [of attempting suicide]?
0	no
1	yes

 H4SE6 - S15Q6 EVER HAVE VAGINAL SEX-W4

Type	Code
Measurement Unit	numeric
H4SE6	6. Have you ever had vaginal intercourse? (Vaginal intercourse is when a man inserts his penis into a woman's vagina.)
0	no
1	yes

 H4SE7 - S15Q7 AGE FIRST TIME VAGINAL SEX-W4

Type	Numeric (Double)
H4SE7	7. How old were you the first time you ever had vaginal intercourse?

 H4SE8 - S15Q8 NUM PARTNERS VAGINAL SEX-W4

Type	Numeric (Double)
H4SE8	8. With how many partners have you ever had vaginal intercourse, even if only once?

 H4SE9 - S15Q9 EVER HAD ORAL SEX-W4

Type	Code
Measurement Unit	numeric
H4SE9	9. Have you ever had oral sex? That is, has a partner ever put his/her mouth on your sex organs or you put your mouth on his/her sex organs?
0	no
1	yes

 H4SE10 - S15Q10 AGE 1ST TIME HAD ORAL SEX-W4

Type	Numeric (Double)
H4SE10	10. How old were you the very first time you had oral sex?

 H4SE11 - S15Q11 EVER HAD ANAL INTERCOURSE-W4

Type	Code
Measurement Unit	numeric
H4SE11	11. Have you ever had anal intercourse? (By anal intercourse, we mean when a man inserts his penis into his partner's anus or butt hole.)
0	no
1	yes

 H4SE12 - S15Q12 AGE 1ST ANAL INTERCOURSE-W4

Type	Numeric (Double)
H4SE12	12. How old were you the very first time you had anal intercourse?

 H4SE13 - S15Q13 NO MALE PARTNER EVER HAD-W4

Type	Numeric (Double)
H4SE13	13. Considering all types of sexual activity, with how many male partners have you ever had sex?

 H4SE14 - S15Q14 BEST EST NO MALE PARTNERS-W4

Type	Code
Measurement Unit	numeric
H4SE14	14. What is your best estimate, is it:
0	0 partners
1	1 to 4 partners
2	5 to 10 partners
3	11 to 20 partners
4	21 to 30 partners
5	more than 30 partners

 H4SE15 - S15Q15 NO MALE PTNR BFORE 18-W4

Type	Numeric (Double)
H4SE15	15. Considering all types of sexual activity, with how many male partners did you have sex before you were 18 years old, even if only one time?

 H4SE16 - S15Q16 BEST EST NO MALE PTNR BFORE 18-W4

Type	Code
Measurement Unit	numeric

H4SE16	16. What is your best estimate, is it:
0	0 partners
1	1 to 4 partners
2	5 to 10 partners
3	11 to 20 partners
4	21 to 30 partners
5	more than 30 partners

 H4SE17 - S15Q17 NO MALE PTNR LST YR -W4

Type	Numeric (Double)
H4SE17	17. Considering all types of sexual activity, with how many male partners have you had sex in the past 12 months, even if only one time?

 H4SE18 - S15Q18 BEST EST NO MALE PTNR LST YR -W4

Type	Code
Measurement Unit	numeric
H4SE18	18. What is your best estimate, is it:
0	0 partners
1	1 to 4 partners
2	5 to 10 partners
3	11 to 20 partners
5	more than 30 partners

 H4SE19 - S15Q19 NO FEMALE PRTNRS EVER HAD-W4

Type	Numeric (Double)
H4SE19	19. Considering all types of sexual activity, with how many female partners have you ever had sex?

 H4SE20 - S15Q20 EST NO FEMALE PTNRS EVER HAD-W4

Type	Code
Measurement Unit	numeric
H4SE20	20. What is your best estimate, is it:
0	0 partners
1	1 to 4 partners
2	5 to 10 partners

3	11 to 20 partners
4	21 to 30 partners
5	more than 30 partners

 H4SE21 - S15Q21 NO FEMALE PTNR BEFORE 18-W4

Type	Numeric (Double)
H4SE21	21. Considering all types of sexual activity, with how many female partners did you have sex before you were 18 years old, even if only one time?

 H4SE22 - S15Q22 EST NO FEMALE PTNR BEFORE 18-W4

Type	Code
Measurement Unit	numeric
H4SE22	22. What is your best estimate, is it:
0	0 partners
1	1 to 4 partners
2	5 to 10 partners
3	11 to 20 partners
4	21 to 30 partners
5	more than 30 partners

 H4SE23 - S15Q23 NO FEM PTNR LST YR-W4

Type	Numeric (Double)
H4SE23	23. Considering all types of sexual activity, with how many female partners have you had sex in the past 12 months?

 H4SE24 - S15Q24 BEST EST NO FEM PTNR LST YR-W4

Type	Code
Measurement Unit	numeric
H4SE24	24. What is your best estimate, is it:
0	0 partners
1	1 to 4 partners
2	5 to 10 partners
3	11 to 20 partners
4	21 to 30 partners
5	more than 30 partners

 H4SE25 - S15Q25 NO SEX PTNR ONLY 1 OCCASSION-W4

Type	Numeric (Double)
H4SE25	25. Considering all types of sexual activity, with how many partners, male or female, have you had sex on one and only one occasion?

 H4SE26A - S15Q26A PST 12 MTHS-USE CONDOMS-W4

Type	Code
Measurement Unit	numeric
H4SE26A	26A. In the past 12 months, did you or your partner(s) use any of these methods for birth control or disease prevention? Select all that apply. condoms (rubbers)
0	not selected
1	selected

 H4SE26B - S15Q26B PST 12 MTHS-USE FEMALE CONDOMS-W4

Type	Code
Measurement Unit	numeric
H4SE26B	26B. In the past 12 months, did you or your partner(s) use any of these methods for birth control or disease prevention? Select all that apply. female condom
0	not selected
1	selected

 H4SE26C - S15Q26C PST 12 MOS-ORAL BIRTH CONTROL-W4


Type	Code
Measurement Unit	numeric
H4SE26C	26C. In the past 12 months, did you or your partner(s) use any of these methods for birth control or disease prevention? Select all that apply. birth control pills
0	not selected
1	selected

 H4SE26D - S15Q26D PST 12 MTHS-BRTH CTRL INJECT-W4

Type	Code
Measurement Unit	numeric



H4SE26D	26D. In the past 12 months, did you or your partner(s) use any of these methods for birth control or disease prevention? Select all that apply. shot (Depo-Provera)
0	not selected
1	selected

 H4SE26E - S15Q26E PST 12 MTHS-EMERG CNTRCPTN-W4

Type	Code
Measurement Unit	numeric
H4SE26E	26E. In the past 12 months, did you or your partner(s) use any of these methods for birth control or disease prevention? Select all that apply. emergency contraception or 'morning after' pill
0	not selected
1	selected

 H4SE26F - S15Q26F PST 12 MTHS-BRTH CTRL IMPLANT-W4

Type	Code
Measurement Unit	numeric
H4SE26F	26F. In the past 12 months, did you or your partner(s) use any of these methods for birth control or disease prevention? Select all that apply. Norplant
0	not selected
1	selected

 H4SE26G - S15Q26G PST 12 MTHS-DIAPHRAGM-W4

Type	Code
Measurement Unit	numeric
H4SE26G	26G. In the past 12 months, did you or your partner(s) use any of these methods for birth control or disease prevention? Select all that apply. diaphragm, cap or shield
0	not selected
1	selected

 H4SE26H - S15Q26H PST 12 MTHS-IUD-W4

Type	Code
Measurement Unit	numeric

H4SE26H	26H. In the past 12 months, did you or your partner(s) use any of these methods for birth control or disease prevention? Select all that apply. IUD (intrauterine device), coil, loop
0	not selected
1	selected

 H4SE26I - S15Q26I PST 12 MTHS-NTRL FAM PLANNING-W4

Type	Code
Measurement Unit	numeric
H4SE26I	26I. In the past 12 months, did you or your partner(s) use any of these methods for birth control or disease prevention? Select all that apply. natural family planning (safe periods by temperature, cervical mucus test)
0	not selected
1	selected

 H4SE26J - S15Q26J PST 12 MTHS-WITHDRAWAL METHOD-W4

Type	Code
Measurement Unit	numeric
H4SE26J	26J. In the past 12 months, did you or your partner(s) use any of these methods for birth control or disease prevention? Select all that apply. withdrawal (pulling out)
0	not selected
1	selected

 H4SE26K - S15Q26K PST 12 MTHS-RHYTHM METHOD-W4

Type	Code
Measurement Unit	numeric
H4SE26K	26K. In the past 12 months, did you or your partner(s) use any of these methods for birth control or disease prevention? Select all that apply. rhythm or safe period by calendar
0	not selected
1	selected

 H4SE26L - S15Q26L PST 12 MTHS-VAGINAL SPONGE-W4

Type	Code
Measurement Unit	numeric

H4SE26L	26L. In the past 12 months, did you or your partner(s) use any of these methods for birth control or disease prevention? Select all that apply. vaginal sponge
0	not selected
1	selected

 H4SE26M - S15Q26M PST 12 MTHS-SPERMICIDE CRM-W4

Type	Code
Measurement Unit	numeric
H4SE26M	26M. In the past 12 months, did you or your partner(s) use any of these methods for birth control or disease prevention? Select all that apply. spermicide foam, jelly, creme, suppositories
0	not selected
1	selected

 H4SE26N - S15Q26N PST 12 MTHS-RING-W4

Type	Code
Measurement Unit	numeric
H4SE26N	26N. In the past 12 months, did you or your partner(s) use any of these methods for birth control or disease prevention? Select all that apply. ring (NuvaRing)
0	not selected
1	selected


 H4SE26O - S15Q26O PST 12 MTHS-CONTRACPTVE PTCH-W4

Type	Code
Measurement Unit	numeric
H4SE26O	26O. In the past 12 months, did you or your partner(s) use any of these methods for birth control or disease prevention? Select all that apply. Patch (Ortho Evra)
0	not selected
1	selected

 H4SE26P - S15Q26P PST 12 MTHS-CONTRACPTVE FILM-W4

Type	Code
Measurement Unit	numeric

H4SE26P	26P. In the past 12 months, did you or your partner(s) use any of these methods for birth control or disease prevention? Select all that apply. contraceptive film
0	not selected
1	selected

 H4SE26Q - S15Q26Q PST 12 MTHS-EMERG IUD INSERT-W4

Type	Code
Measurement Unit	numeric
H4SE26Q	26Q. In the past 12 months, did you or your partner(s) use any of these methods for birth control or disease prevention? Select all that apply. emergency IUD insertion
0	not selected
1	selected

 H4SE26R - S15Q26R PST 12 MTHS-PARTNER VASECTOMY-W4

Type	Code
Measurement Unit	numeric
H4SE26R	26R. In the past 12 months, did you or your partner(s) use any of these methods for birth control or disease prevention? Select all that apply. Vasectomy
0	not selected
1	selected

 H4SE26S - S15Q26S PST 12 MTHS-TUBAL LIGATION-W4

Type	Code
Measurement Unit	numeric
H4SE26S	26S. In the past 12 months, did you or your partner(s) use any of these methods for birth control or disease prevention? Select all that apply. tubal ligation/sterilization
0	not selected
1	selected

 H4SE26T - S15Q26T PST 12 MTHS-OTHR CONTRACEPTVE-W4

Type	Code
Measurement Unit	numeric

H4SE26T	26T. In the past 12 months, did you or your partner(s) use any of these methods for birth control or disease prevention? Select all that apply. some other method
0	not selected
1	selected

 H4SE26U - S15Q26U PST 12 MTHS ARVS USED-W4

Type	Code
Measurement Unit	numeric
H4SE26U	26U. In the past 12 months, did you or your partner(s) use any of these methods for birth control or disease prevention? Select all that apply. Anti-retroviral or HIV/AIDS drugs
0	not selected
1	selected

 H4SE26V - S15Q26V PST 12 MTHS NO METHOD USED-W4

Type	Code
Measurement Unit	numeric
H4SE26V	26V. In the past 12 months, did you or your partner(s) use any of these methods for birth control or disease prevention? Select all that apply. no method used
0	not selected
1	selected

 H4SE27 - S15Q27 SEX W/ MORE 1 PTNR SAME TIME-W4

Type	Code
Measurement Unit	numeric
H4SE27	27. In the past 12 months, did you have sex with more than one partner at around the same time?
0	no
1	yes

 H4SE28 - S15Q28 TX PAID FOR SEX/ WAS PAID SEX-W4

Type	Code
Measurement Unit	numeric
H4SE28	28. In the past 12 months, how many times have you paid someone to have sex with you or has someone paid you to have sex with them?

0	none
1	1 to 2 times
2	3 to 10 times
3	11 to 25 times
4	26 or more times

 H4SE29 - S15Q29 ROMANTIC ATTRACT TO FEMALES-W4

Type	Code
Measurement Unit	numeric
H4SE29	29. Are you romantically attracted to females?
0	no
1	yes

 H4SE30 - S15Q30 ROMANTIC ATTRACT TO MALE-W4

Type	Code
Measurement Unit	numeric
H4SE30	30. Are you romantically attracted to males?
0	no
1	yes

 H4SE31 - S15Q31 SEXUAL SELF DEFINITION-W4

Type	Code
Measurement Unit	numeric
H4SE31	31. Please choose the description that best fits how you think about yourself
1	100% heterosexual (straight)
2	mostly heterosexual (straight), but somewhat attracted to people of your own sex
3	bisexual that is, attracted to men and women equally
4	mostly homosexual (gay), but somewhat attracted to people of the opposite sex
5	100% homosexual (gay)
6	not sexually attracted to either males or females

 H4SE32 - S15Q32 EVER NON-PHYS FORCED SEX-W4

Type	Code
Measurement Unit	numeric
H4SE32	32. Have you ever been forced, in a non-physical way, to have any type of sexual activity against your will? For example, through verbal pressure, threats of harm, or by being given alcohol or drugs? Do not include any experiences with a parent or adult caregiver.
0	no
1	yes

 H4SE33 - S15Q33 AGE 1ST NON-PHYS FORCED SEX-W4

Type	Numeric (Double)
H4SE33	33. How old were you the first or only time this happened?

 H4SE34 - S15Q34 EVER PHYS FORCED TO HAVE SEX-W4

Type	Code
Measurement Unit	numeric
H4SE34	34. Have you ever been physically forced to have any type of sexual activity against your will? Do not include any experiences with a parent or adult caregiver.
0	no
1	yes

 H4SE35 - S15Q35 AGE 1ST TIME PHYS FORCED SEX-W4

Type	Numeric (Double)
H4SE35	35. How old were you the first or only time this happened?

 H4SE36A - S15Q36A EVER DIAGNOSED-CHLAMYDIA-W4

Type	Code
Measurement Unit	numeric
H4SE36A	36A. Have you ever been told by a doctor, nurse, or other health professional that you had the following sexually transmitted disease? Select all of the diseases you have had. Chlamydia
0	not selected
1	selected

 H4SE36B - S15Q36B EVER DIAGNOSED-GONORRHEA-W4

Type	Code
Measurement Unit	numeric

H4SE36B	36B. Have you ever been told by a doctor, nurse, or other health professional that you had the following sexually transmitted disease? Select all of the diseases you have had. Gonorrhea
0	not selected
1	selected

 H4SE36C - S15Q36C EVER DIAGNOSED-TRICHOMONIASIS-W4

Type	Code
Measurement Unit	numeric
H4SE36C	36C. Have you ever been told by a doctor, nurse, or other health professional that you had the following sexually transmitted disease? Select all of the diseases you have had. Trichomoniasis
0	not selected
1	selected

 H4SE36D - S15Q36D EVER DIAGNOSED-SYPHILIS-W4

Type	Code
Measurement Unit	numeric
H4SE36D	36D. Have you ever been told by a doctor, nurse, or other health professional that you had the following sexually transmitted disease? Select all of the diseases you have had. Syphilis
0	not selected
1	selected

 H4SE36E - S15Q36E EVER DIAGNOSED-GENITAL HERPES-W4

Type	Code
Measurement Unit	numeric
H4SE36E	36E. Have you ever been told by a doctor, nurse, or other health professional that you had the following sexually transmitted disease? Select all of the diseases you have had. Genital herpes
0	not selected
1	selected

 H4SE36F - S15Q36F EVER DIAGNOSED-GENITAL WARTS-W4

Type	Code
Measurement Unit	numeric



H4SE36F	36F. Have you ever been told by a doctor, nurse, or other health professional that you had the following sexually transmitted disease? Select all of the diseases you have had. Genital warts
0	not selected
1	selected

 H4SE36G - S15Q36G EVER DIAGNOSED-HEPATITIS B-W4

Type	Code
Measurement Unit	numeric
H4SE36G	36G. Have you ever been told by a doctor, nurse, or other health professional that you had the following sexually transmitted disease? Select all of the diseases you have had. Hepatitis B (HBV)
0	not selected
1	selected

 H4SE36H - S15Q36H EVER DX-HUMAN PAPILLOMA VIRUS-W4

Type	Code
Measurement Unit	numeric
H4SE36H	36H. Have you ever been told by a doctor, nurse, or other health professional that you had the following sexually transmitted disease? Select all of the diseases you have had. Human papilloma virus (HPV)
0	not selected
1	selected

 H4SE36I - S15Q36I EVER DX-PELVIC INFLAM DISEASE-W4

Type	Code
Measurement Unit	numeric
H4SE36I	36I. Have you ever been told by a doctor, nurse, or other health professional that you had the following sexually transmitted disease? Select all of the diseases you have had. Pelvic inflammatory disease (PID)
0	not selected
1	selected

 H4SE36J - S15Q36J EVER DX-CERVICITIS OR MPC-W4

Type	Code
Measurement Unit	numeric

H4SE36J	36J. Have you ever been told by a doctor, nurse, or other health professional that you had the following sexually transmitted disease? Select all of the diseases you have had. Cervicitis or mucopurulent cervicitis (MPC)
0	not selected
1	selected

 H4SE36K - S15Q36K EVER DX-URETHRITIS (NGU)-W4

Type	Code
Measurement Unit	numeric
H4SE36K	36K. Have you ever been told by a doctor, nurse, or other health professional that you had the following sexually transmitted disease? Select all of the diseases you have had. Urethritis
0	not selected
1	selected

 H4SE36L - S15Q36L EVER DIAGNOSED-VAGINITIS-W4

Type	Code
Measurement Unit	numeric
H4SE36L	36L. Have you ever been told by a doctor, nurse, or other health professional that you had the following sexually transmitted disease? Select all of the diseases you have had. Vaginitis
0	not selected
1	selected

 H4SE36M - S15Q36M EVER DIAGNOSED-HIV/AIDS-W4

Type	Code
Measurement Unit	numeric
H4SE36M	36M. Have you ever been told by a doctor, nurse, or other health professional that you had the following sexually transmitted disease? Select all of the diseases you have had. HIV infection or AIDS
0	not selected
1	selected

 H4SE36N - S15Q36N EVER DIAGNOSED-ANY OTHER STD-W4

Type	Code
Measurement Unit	numeric

H4SE36N	36N. Have you ever been told by a doctor, nurse, or other health professional that you had the following sexually transmitted disease? Select all of the diseases you have had. Any other sexually transmitted disease
0	not selected
1	selected

 H4SE36O - S15Q36O NEVER HAD STD-W4

Type	Code
Measurement Unit	numeric
H4SE36O	36O. Have you ever been told by a doctor, nurse, or other health professional that you had the following sexually transmitted disease? Select all of the diseases you have had. Have had no sexually transmitted disease
0	not selected
1	selected

 H4SE37A - S15Q37A DX LST YR-CHLAMYDIA-W4

Type	Code
Measurement Unit	numeric
H4SE37A	37A. In the past 12 months, have you been told by a doctor, nurse, or other health professional that you had the following sexually transmitted disease? Select all of the diseases you have had. Chlamydia
0	not selected
1	selected

 H4SE37B - S15Q37B DX LST YR-GONORRHEA-W4

Type	Code
Measurement Unit	numeric
H4SE37B	37B. In the past 12 months, have you been told by a doctor, nurse, or other health professional that you had the following sexually transmitted disease? Select all of the diseases you have had. Gonorrhea
0	not selected
1	selected

 H4SE37C - S15Q37C DX LST YR-TRICHOMONIASIS-W4

Type	Code
Measurement Unit	numeric

H4SE37C	37C. In the past 12 months, have you been told by a doctor, nurse, or other health professional that you had the following sexually transmitted disease? Select all of the diseases you have had. Trichomoniasis
0	not selected
1	selected

 H4SE37D - S15Q37D DX LST YR-SYPHILIS-W4

Type	Code
Measurement Unit	numeric
H4SE37D	37D. In the past 12 months, have you been told by a doctor, nurse, or other health professional that you had the following sexually transmitted disease? Select all of the diseases you have had. Syphilis
0	not selected
1	selected

 H4SE37E - S15Q37E DX LST YR-GENITAL HERPES-W4

Type	Code
Measurement Unit	numeric
H4SE37E	37E. In the past 12 months, have you been told by a doctor, nurse, or other health professional that you had the following sexually transmitted disease? Select all of the diseases you have had. Genital herpes
0	not selected
1	selected

 H4SE37F - S15Q37F DX LST YR-GENITAL WARTS-W4

Type	Code
Measurement Unit	numeric
H4SE37F	37F. In the past 12 months, have you been told by a doctor, nurse, or other health professional that you had the following sexually transmitted disease? Select all of the diseases you have had. Genital warts
0	not selected
1	selected

 H4SE37G - S15Q37G DX LST YR-HEPATITIS B-W4

Type	Code
Measurement Unit	numeric

H4SE37G	37G. In the past 12 months, have you been told by a doctor, nurse, or other health professional that you had the following sexually transmitted disease? Select all of the diseases you have had. hepatitis B (HBV)
0	not selected
1	selected

 H4SE37H - S15Q37H DX LST YR-HUM PAPILOMA VIRUS-W4

Type	Code
Measurement Unit	numeric
H4SE37H	37H. In the past 12 months, have you been told by a doctor, nurse, or other health professional that you had the following sexually transmitted disease? Select all of the diseases you have had. Human papilloma virus (HPV)
0	not selected
1	selected

 H4SE37I - S15Q37I DX LST YR-PELV INFLAM DISEASE-W4

Type	Code
Measurement Unit	numeric
H4SE37I	37I. In the past 12 months, have you been told by a doctor, nurse, or other health professional that you had the following sexually transmitted disease? Select all of the diseases you have had. Pelvic inflammatory disease (PID)
0	not selected
1	selected

 H4SE37J - S15Q37J DX LST YR-CERVICITIS OR MPC-W4

Type	Code
Measurement Unit	numeric
H4SE37J	37J. In the past 12 months, have you been told by a doctor, nurse, or other health professional that you had the following sexually transmitted disease? Select all of the diseases you have had. Cervicitis or mucopurulent cervicitis (MPC)
0	not selected
1	selected

 H4SE37K - S15Q37K DX LST YR-URETHRITIS (NGU)-W4

Type	Code
Measurement Unit	numeric

H4SE37K	37K. In the past 12 months, have you been told by a doctor, nurse, or other health professional that you had the following sexually transmitted disease? Select all of the diseases you have had. Urethritis
0	not selected
1	selected

 H4SE37L - S15Q37L DX LST YR-VAGINITIS-W4

Type	Code
Measurement Unit	numeric
H4SE37L	37L. In the past 12 months, have you been told by a doctor, nurse, or other health professional that you had the following sexually transmitted disease? Select all of the diseases you have had. Vaginitis
0	not selected
1	selected

 H4SE37M - S15Q37M DX LST YR-HIV/AIDS-W4

Type	Code
Measurement Unit	numeric
H4SE37M	37M. In the past 12 months, have you been told by a doctor, nurse, or other health professional that you had the following sexually transmitted disease? Select all of the diseases you have had. HIV infection or AIDS
0	not selected
1	selected

 H4SE37N - S15Q37N DX LST YR-ANY OTHER STD-W4

Type	Code
Measurement Unit	numeric
H4SE37N	37N. In the past 12 months, have you been told by a doctor, nurse, or other health professional that you had the following sexually transmitted disease? Select all of the diseases you have had. Any other sexually transmitted disease
0	not selected
1	selected

 H4SE37O - S15Q37O DX LST YR-HAD NO STD-W4

Type	Code
Measurement Unit	numeric

H4SE370	370. In the past 12 months, have you been told by a doctor, nurse, or other health professional that you had the following sexually transmitted disease? Select all of the diseases you have had. Have had no sexually transmitted disease
0	not selected
1	selected

 H4TR1 - S16AQ1 # PARTNER EVER MARRIED-W4

Type	Code
Measurement Unit	numeric
H4TR1	1. How many persons have you ever married? Be sure to include your current spouse if you are married now.
0	0 persons
1	1 person
2	2 persons
3	3 persons
4	4 persons

 H4TR2 - S16AQ2 # OTHR PARTNER EVR LIVED WITH-W4

Type	Code
Measurement Unit	numeric
H4TR2	2. [If Q1=0] ask: How many romantic or sexual partners have you ever lived with for one month or more? By 'lived with' we mean that neither of you kept a separate residence while you were living together. [If Q1>0] ask: Not counting the {fill Q1} (partner/partners) you married, how many other romantic or sexual partners have you ever lived with for one month or more? By 'lived with' we mean that neither of you kept a separate residence while you were living together.
0	0 partners
1	1 partner
2	2 partners
3	3 partners
4	4 partners
5	5 partners
6	6 partners
7	7 partners

8	8 partners
10	10 partners
12	12 partners
13	13 partners
15	15 partners
20	20 partners

 H4TR3 - S16AQ3 # OTHR PARTNER RESULT IN PREG-W4

Type	Code
Measurement Unit	numeric
H4TR3	3. [If Q1 + Q2=0]: With how many persons have you ever had a romantic relationship or sexual encounter that resulted in a pregnancy? [If Q1>0 and Q2>0]: {Not counting the {fill Q1} (partner/partners) you married or the {fill Q2} (partner/partners) you lived with, with how many other persons have you ever had a romantic relationship or sexual encounter that resulted in a pregnancy? [If Q1>0 and Q2=0]: Not counting the {fill Q1} (partner/partners) you married how many other persons have you ever had a romantic relationship or sexual encounter that resulted in a pregnancy? [If Q1=0 and Q2>0]: Not counting the {fill Q2} (partner/partners) you lived with, with how many other persons have you ever had a romantic relationship or sexual encounter that resulted in a pregnancy?
0	0 persons
1	1 person
2	2 persons
3	3 persons
4	4 persons
5	5 persons
6	6 persons
7	7 persons
8	8 persons
9	9 persons
10	10 persons
11	11 persons
15	15 persons



 H4TR4 - S16AQ4 # OTHR PARTNER CURRENT DATING-W4

Type	Code
Measurement Unit	numeric
H4TR4	4. [If Q1 + Q2 + Q3=0] ask: With how many persons are you currently having a romantic or sexual relationship? [If Q1 + Q2 + Q3>0] ask: Not counting (those partners/that partner), with how many other persons are you currently having a romantic or sexual relationship?
0	0 persons
1	1 person
2	2 persons
3	3 persons
4	4 persons
5	5 persons
6	6 persons
7	7 persons
8	8 persons
11	11 persons
15	15 persons

 H4TR5 - S16AQ5 # OTHR PRTNR RLNSHP >=6M FR 2001

Type	Numeric (Double)
H4TR5	5. [If Q1 + Q2 + Q3 + Q4=0] ask: With how many people have you had a romantic or sexual relationship that lasted 6 months or more since 2001? [If Q1 + Q2 + Q3 + Q4>0] ask: Not counting (those partners/that partner), with how many other people have you had a romantic or sexual relationship that lasted 6 months or more since 2001?

 H4TR6 - S16AQ6 # OTHR PRTNR RLNSHP < 6M FR 2001

Type	Numeric (Double)
H4TR6	6. [If Q1 + Q2 + Q3 + Q4 + Q5 = 0] ask: With how many people have you had a romantic or sexual relationship that lasted less than 6 months since 2001? [If Q1 + Q2 + Q3 + Q4 + Q5 >0] ask: Not counting (those partners/that partner), with how many other people have you had a romantic or sexual relationship that lasted less than 6 months since 2001?

 H4TR7 - S16AQ7 R CURRENTLY PREGNANT-W4

Type	Code
Measurement Unit	numeric
H4TR7	7. Are you pregnant now?
0	no
1	yes

 H4TR8 - S16AQ8 R PROBABLY PREGNANT-W4

Type	Code
Measurement Unit	numeric
H4TR8	8. Do you think that you are probably pregnant, or not?
1	probably pregnant
2	probably not pregnant

 H4TR9 - S16AQ9 # TIMES GOT/MADE PREGNANT-W4

Type	Numeric (Double)
H4TR9	9. Thinking about all the relationships and sexual encounters you have ever had, (how many times have you ever been pregnant/how many times have you ever made a partner pregnant)? Include all pregnancies, whether they resulted in babies born alive, stillbirth, abortion, miscarriage, or ectopic or tubal pregnancy. [If Q7=1] say: Be sure to include your current pregnancy in your count.

 H4TR10 - S16AQ10 TOTAL # LIVE BIRTHS-W4

Type	Code
Measurement Unit	numeric
H4TR10	10. How many live births resulted from (this pregnancy/these pregnancies)?
0	0 live births
1	1 live birth
2	2 live births
3	3 live births
4	4 live births
5	5 live births
6	6 live births
7	7 live births
8	8 live births

11	11 live births
----	----------------

 H4TR11 - S16AQ11 TOTAL # CHILDREN STILL LIVING-W4

Type	Code
Measurement Unit	numeric
H4TR11	11. How many of these children are still living?
0	0 children
1	1 child
2	2 children
3	3 children
4	4 children
5	5 children
6	6 children
7	7 children
8	8 children

 H4TR12 - S16AQ12 EVR TROUBLE GET/MADE PREGNANT-W4

Type	Code
Measurement Unit	numeric
H4TR12	12. During any of the romantic relationships you have ever had, (have you/has your partner) ever had trouble getting pregnant or trouble avoiding a miscarriage?
0	no
1	yes

 PTNR\_ID - PARTNER ID -W4

Type	Numeric (Double)
PTNR_ID	Partner Identifier

 H4RD1 - S17Q1 R'S AGE ROMANTIC REL. BEGAN-W4

Type	Numeric (Double)
H4RD1	1. How old were you when you first became romantically or sexually involved with {initials}?

 H4RD2D - S17Q2 TIME DUR INVLD CRNT PTNR, DAYS-W4

Type	Numeric (Double)
------	------------------

H4RD2D	2D. What is the total amount of time that you {have been/were} involved in a romantic or sexual relationship with {initials} - days?
--------	--

 H4RD2M - S17Q2 TIME DUR INVLD CRNT PTNR, MNTHS-W4

Type	Numeric (Double)
H4RD2M	2M. What is the total amount of time that you {have been/were} involved in a romantic or sexual relationship with {initials} - months?

 H4RD2Y - S17Q2 TIME DUR INVLD CRNT PTNR, YEARS-W4

Type	Numeric (Double)
H4RD2Y	2Y. What is the total amount of time that you {have been/were} involved in a romantic or sexual relationship with {initials} - years?

 H4RD3 - S17Q3 RELATIONSHIP TYPE W/ PARTNER-W4

Type	Code
Measurement Unit	numeric
H4RD3	3. Which of the following best describes your relationships with {initials} at the {present time/time you broke up}?
1	engaged
2	dating exclusively
3	dating frequently, but not exclusively
4	dating once in a while
5	only having sex

 H4RD4 - S17Q4 R/P HOME OTHER THAN CO-HAB?-W4

Type	Code
Measurement Unit	numeric
H4RD4	4. {Do/did} either you or {initials} have a residence other than the one you {share/shared}?
0	no
1	yes

 H4RD5 - S17Q5 FREQ. NIGHT TOGETHER-W4

Type	Code
Measurement Unit	numeric
H4RD5	5. In an average week, how often {did/do} you and {initials} spend the entire night together?

0	0 nights
1	1 night
2	2 nights
3	3 nights
4	4 nights
5	5 nights
6	6 nights
7	7 nights

 H4RD6 - S17Q6 CRNT STATUS OF MARRIAGE TO PTNR-W4

Type	Code
Measurement Unit	numeric
H4RD6	6. What is the current status of your marriage to {initials}?
1	living together
2	living apart because of legal separation
3	living apart because of other reason such as career, military service, family illness, etc.

 H4RD7A - S17Q7 R/P ENJOY ORDINRY THINGS TOGTHR-W4

Type	Code
Measurement Unit	numeric
H4RD7A	7A. How much do you agree or disagree with the following statement about your relationship with {initials}? We {enjoy/enjoyed} doing even ordinary, day-to-day things together.
1	strongly agree
2	agree
3	neither agree nor disagree
4	disagree
5	strongly disagree

 H4RD7B - S17Q7 R SATSFD HANDLE PROBLMS W/ PTNR-W4

Type	Code
Measurement Unit	numeric

H4RD7B	7B. How much do you agree or disagree with the following statement about your relationship with {initials}? I {am/was} satisfied with the way we handle our problems and disagreements.
1	strongly agree
2	agree
3	neither agree nor disagree
4	disagree
5	strongly disagree

 H4RD7C - S17Q7 R SATSFD HANDLE FINANCES W/PTNR-W4

Type	Code
Measurement Unit	numeric
H4RD7C	7C. How much do you agree or disagree with the following statement about your relationship with {initials}? I {am/was} satisfied with the way we handle family finances.
1	strongly agree
2	agree
3	neither agree nor disagree
4	disagree
5	strongly disagree

 H4RD7D - S17Q7 PTNR LISTEN WHEN R NEED TO TALK-W4

Type	Code
Measurement Unit	numeric
H4RD7D	7D. How much do you agree or disagree with the following statement about your relationship with {initials}? My partner {listens/listened} to me when I need someone to talk to.
1	strongly agree
2	agree
3	neither agree nor disagree
4	disagree
5	strongly disagree

 H4RD7E - S17Q7 PTNR EXPRESS LOVE AFFECTN TO R-W4

Type	Code
------	------

Measurement Unit	numeric
H4RD7E	7E. How much do you agree or disagree with the following statement about your relationship with {initials}? My partner {expresses/expressed} love and affection to me.
1	strongly agree
2	agree
3	neither agree nor disagree
4	disagree
5	strongly disagree

 H4RD7F - S17Q7 R SATSFD SEX LIFE W/ PARTNER-W4

Type	Code
Measurement Unit	numeric
H4RD7F	7F. How much do you agree or disagree with the following statement about your relationship with {initials}? I {am/was} satisfied with our sex life.
1	strongly agree
2	agree
3	neither agree nor disagree
4	disagree
5	strongly disagree

 H4RD7G - S17Q7 R TRUST PARTNER TO BE FAITHFUL-W4

Type	Code
Measurement Unit	numeric
H4RD7G	7G. How much do you agree or disagree with the following statement about your relationship with {initials}? I {trust/trusted} my partner to be faithful to me.
1	strongly agree
2	agree
3	neither agree nor disagree
4	disagree
5	strongly disagree

 H4RD8 - S17Q8 EXTENT R'S LOVE FOR CRNT PTNR-W4

Type	Code
------	------

Measurement Unit	numeric
H4RD8	8. How much do you love {initials}?
1	a lot
2	somewhat
3	a little
4	not at all

 H4RD9 - S17Q9 EXTNT R'S HAPPINESS W/CRNT PTNR-W4

Type	Code
Measurement Unit	numeric
H4RD9	9. In general, how happy are you in your relationship with {initials}?
1	very happy
2	fairly happy
3	not too happy

 H4RD10 - S17Q10 EXTNT R COMMITTED TO/CRNT PTNR-W4

Type	Code
Measurement Unit	numeric
H4RD10	10. How committed are you to your relationship with {initials}?
1	completely committed
2	very committed
3	somewhat committed
4	not at all committed

 H4RD11 - S17Q11 CHANCE R AND CRNT PARTNR MARRY-W4

Type	Code
Measurement Unit	numeric
H4RD11	11. What is the chance that you and {initials} will marry each other?
0	no chance
1	a little chance
2	50-50 chance
3	a pretty good chance
4	an almost certain chance



 H4RD12 - S17Q12 LVL R'S CLOSENESS TO/CRNT PTNR-W4

Type	Code
Measurement Unit	numeric
H4RD12	12. Select the picture, by entering the number under the picture, which best illustrates how close you feel to {initials}?
1	diagram 1
2	diagram 2
3	diagram 3
4	diagram 4
5	diagram 5
6	diagram 6
7	diagram 7

 H4RD13 - S17Q13 LIKELIHOOD RELATNSHP PERMANENT-W4

Type	Code
Measurement Unit	numeric
H4RD13	13. How likely is it that your relationship with {initials} will be permanent?
1	almost certain
2	a good chance
3	a 50-50 chance
4	some chance, but probably not
5	almost no chance

 H4RD14 - S17Q14 SEXUAL ACTIVITY W/ PTNR, NUMBER-W4

Type	Numeric (Double)
H4RD14	14. On average, how often (did/do) you have sexual relations with {initials}? By 'sexual relations' we mean vaginal intercourse, oral sex, anal sex, or other types of sexual activity.

 H4RD14T - S17Q14 SEXUAL ACTIVITY W/ PRTNR, UNIT-W4

Type	Code
Measurement Unit	numeric
H4RD14T	14T. On average, how often (do/did) you have sexual relations with {initials}? By 'sexual relations' we mean vaginal intercourse, oral sex, anal sex, or other types of sexual activity. Unit - week/month/year

1	week
2	month
3	year

 H4RD15 - S17Q15 EXTNT CONTRACEPTIVE USE W/PTNR-W4

Type	Code
Measurement Unit	numeric
H4RD15	15. On average, how often (do/did) you or {initials} use contraceptive method of birth control or disease prevention?
0	none of the time
1	some of the time
2	about half of the time
3	most of the time
4	all of the time

 H4RD16 - S17Q16 PRNTR HAS CONCURRENT PARTNERS?-W4

Type	Code
Measurement Unit	numeric
H4RD16	16. As far as you know, during the time you and {initials} (have had/had) a sexual relationship, (has/did) {initials} (had/have) any other sexual partners?
0	no
1	yes

 H4RD17 - S17Q17 R HAS CONCURRENT PARTNERS?-W4

Type	Code
Measurement Unit	numeric
H4RD17	17. During the time you and {initials} (have had/had) a sexual relationship, (have/did) you ever (had/have) any other sexual partners?
0	no
1	yes

 H4RD18 - S17Q18 FREQ. PARTNER VIOLENT TO R-W4

Type	Code
Measurement Unit	numeric

H4RD18	18. How often (has/did) {initials} (threatened/threaten) you with violence, (pushed/push) or (shoved/shove) you, or (thrown/throw) something at you that could hurt?
0	never
1	this has not happened in the past year, but it did happen before then
2	once in the last year of the relationship
3	twice in the last year of the relationship
4	3 to 5 times in the last year of the relationship
5	6 to 10 times in the last year of the relationship
6	11 to 20 times in the last year of the relationship
7	more than 20 times in the last year of the relationship

 H4RD19 - S17Q19 FREQ. PARTNER SLAP/HIT/KICK R-W4

Type	Code
Measurement Unit	numeric
H4RD19	19. How often has (has/did) {initials} (slapped/slap), hit or (kicked/kick) you?
0	never
1	this has not happened in the past year, but it did happen before then
2	once in the last year of the relationship
3	twice in the last year of the relationship
4	3 to 5 times in the last year of the relationship
5	6 to 10 times in the last year of the relationship
6	11 to 20 times in the last year of the relationship
7	more than 20 times in the last year of the relationship

 H4RD20 - S17Q20 FREQ. R INJURED BY PARTNER-W4

Type	Code
Measurement Unit	numeric
H4RD20	20. How often (have/did) you (had/have) an injury, such as a sprain, bruise, or cut because of a fight with {initials}?
0	never

1	this has not happened in the past year, but it did happen before then
2	once in the last year of the relationship
3	twice in the last year of the relationship
4	3 to 5 times in the last year of the relationship
5	6 to 10 times in the last year of the relationship
6	11 to 20 times in the last year of the relationship
7	more than 20 times in the last year of the relationship

 H4RD21 - S17Q21 FREQ. PARTNER FORCED SEX ON R-W4

Type	Code
Measurement Unit	numeric
H4RD21	21. How often (has/did) {initials} (insisted/insist) on or (made/make) you have sexual relations with (him/her) when you didn't want to?
0	never
1	this has not happened in the past year, but it did happen before then
2	once in the last year of the relationship
3	twice in the last year of the relationship
4	3 to 5 times in the last year of the relationship
5	6 to 10 times in the last year of the relationship
6	11 to 20 times in the last year of the relationship
7	more than 20 times in the last year of the relationship

 H4RD22 - S17Q22 FREQ. R VIOLENT TO PARTNER-W4

Type	Code
Measurement Unit	numeric
H4RD22	22. How often (have/did) you threatened {initials} with violence, pushed or shoved (him/her), or thrown something at (him/her) that could hurt?
0	never
1	this has not happened in the past year, but it did happen before then
2	once in the last year of the relationship

3	twice in the last year of the relationship
4	3 to 5 times in the last year of the relationship
5	6 to 10 times in the last year of the relationship
6	11 to 20 times in the last year of the relationship
7	more than 20 times in the last year of the relationship

 H4RD23 - S17Q23 FREQ. R SLAP/HIT/KICK PARTNER-W4

Type	Code
Measurement Unit	numeric
H4RD23	23. How often (have/did) you (slapped/slap), hit, or (kicked/kick) {initials}?
0	never
1	this has not happened in the past year, but it did happen before then
2	once in the last year of the relationship
3	twice in the last year of the relationship
4	3 to 5 times in the last year of the relationship
5	6 to 10 times in the last year of the relationship
6	11 to 20 times in the last year of the relationship
7	more than 20 times in the last year of the relationship

 H4RD24 - S17Q24 FREQ. PARTNER INJURED BY R-W4

Type	Code
Measurement Unit	numeric
H4RD24	24. How often (has/did) {initials} (had/have) an injury, such as a sprain, bruise, or cut because of a fight with you?
0	never
1	this has not happened in the past year, but it did happen before then
2	once in the last year of the relationship
3	twice in the last year of the relationship
4	3 to 5 times in the last year of the relationship
5	6 to 10 times in the last year of the relationship

6	11 to 20 times in the last year of the relationship
7	more than 20 times in the last year of the relationship

 H4RD25 - S17Q25 FREQ. R FORCED SEX ON PARTNER-W4

Type	Code
Measurement Unit	numeric
H4RD25	25. How often (have/did) you (insisted/insist) on or (made/make) {initials} have sexual relations with you when (he/she) didn't want to?
0	never
1	this has not happened in the past year, but it did happen before then
2	once in the last year of the relationship
3	twice in the last year of the relationship
4	3 to 5 times in the last year of the relationship
5	6 to 10 times in the last year of the relationship
6	11 to 20 times in the last year of the relationship
7	more than 20 times in the last year of the relationship

 H4KK14 - S20BQ14 LANGUAGE SPOKEN CHILD AT HOME-W4

Type	Code
Measurement Unit	numeric
H4KK14	14. What language do you speak to your child/children when you are together at home?
1	English
2	Spanish
3	Chinese
4	an other European language
5	an other Asian language
6	other language
7	a combination of English and another language

 H4KK15A - S20BQ15 R HAPPY IN ROLE AS A PARENT-W4

Type	Code
------	------

Measurement Unit	numeric	
H4KK15A	15A. How much do you agree or disagree with the following statement? I am happy in my role as a parent.	
1	strongly agree	
2	agree	
3	neither agree nor disagree	
4	disagree	
5	strongly disagree	

 H4KK15B - S20BQ15 R FEEL CLOSE TO CHILD(REN)-W4

Type	Code	
Measurement Unit	numeric	
H4KK15B	15B. How much do you agree or disagree with the following statement? I feel close to my child(ren).	
1	strongly agree	
2	agree	
3	neither agree nor disagree	
4	disagree	
5	strongly disagree	

 H4KK15C - S20BQ15 CHILD(REN) MAJOR STRESS TO R-W4

Type	Code	
Measurement Unit	numeric	
H4KK15C	15C. How much do you agree or disagree with the following statement? The major source of stress in my life is my child(ren).	
1	strongly agree	
2	agree	
3	neither agree nor disagree	
4	disagree	
5	strongly disagree	

 H4KK15D - S20BQ15 PARENT RESPONSBLTY OVRWHELM R-W4

Type	Code	
Measurement Unit	numeric	

H4KK15D	15D. How much do you agree or disagree with the following statement? I feel overwhelmed by the responsibility of being a parent.
1	strongly agree
2	agree
3	neither agree nor disagree
4	disagree
5	strongly disagree

 H4DS1 - S21Q1 12 MO,OFT DAMAGE PROP/NOT YOUR-W4

Type	Code
Measurement Unit	numeric
H4DS1	1. In the past 12 months, how often did you deliberately damage property that didn't belong to you?
0	never
1	1 or 2 times
2	3 or 4 times
3	5 or more times

 H4DS2 - S21Q2 12 MO,OFT STEAL SOMETHING/>\$50-W4

Type	Code
Measurement Unit	numeric
H4DS2	2. In the past 12 months, how often did you steal something worth more than \$50?
0	never
1	1 or 2 times
2	3 or 4 times
3	5 or more times

 H4DS3 - S21Q3 12 MO,OFT HOUSE STEAL SOMETHIN-W4

Type	Code
Measurement Unit	numeric
H4DS3	3. In the past 12 months, how often did you go into a house or building to steal something?
0	never
1	1 or 2 times



2	3 or 4 times
3	5 or more times

 H4DS4 - S21Q4 12 MO,OFT WEAPON GET SOMETHING-W4

Type	Code
Measurement Unit	numeric
H4DS4	4. In the past 12 months, how often did you use or threaten to use a weapon to get something from someone?
0	never
1	1 or 2 times
2	3 or 4 times
3	5 or more times

 H4DS5 - S21Q5 12 MO,OFT SELL DRUGS-W4

Type	Code
Measurement Unit	numeric
H4DS5	5. In the past 12 months, how often did you sell marijuana or other drugs?
0	never
1	1 or 2 times
2	3 or 4 times
3	5 or more times

 H4DS6 - S21Q6 12 MO,OFT STEAL SOMETHING/<\$50-W4

Type	Code
Measurement Unit	numeric
H4DS6	6. In the past 12 months, how often did you steal something worth less than \$50?
0	never
1	1 or 2 times
2	3 or 4 times
3	5 or more times

 H4DS7 - S21Q7 12 MO,OFT PART PHYS FIGHT/GRP-W4

Type	Code
Measurement Unit	numeric

H4DS7	7. In the past 12 months, how often did you take part in a physical fight where a group of your friends was against another group?
0	never
1	1 or 2 times
2	3 or 4 times
3	5 or more times

 H4DS8 - S21Q8 12 MO,OFT BUY,SELL,STOL PROPER-W4

Type	Code
Measurement Unit	numeric
H4DS8	8. In the past 12 months, how often did you buy, sell, or hold stolen property?
0	never
1	1 or 2 times
2	3 or 4 times
3	5 or more times

 H4DS9 - S21Q9 12 MO,OFT USE ONE'S CRED CARD-W4

Type	Code
Measurement Unit	numeric
H4DS9	9. In the past 12 months, how often did you use someone else's credit card, bank card, or automatic teller card without their permission or knowledge?
0	never
1	1 or 2 times
2	3 or 4 times
3	5 or more times

 H4DS10 - S21Q10 12 MO,OFT DELIB WRIT BAD CHECK-W4


Type	Code
Measurement Unit	numeric
H4DS10	10. In the past 12 months, how often did you deliberately write a bad check?
0	never
1	1 or 2 times
2	3 or 4 times
3	5 or more times

 H4DS11 - S21Q11 12 MO,OFT GET IN PHYS FIGHT-W4

Type	Code
Measurement Unit	numeric
H4DS11	11. In the past 12 months, how often did you get into a serious physical fight?
0	never
1	1 or 2 times
2	3 or 4 times
3	5 or more times

 H4DS12 - S21Q12 12 MO,OFT HURT ONE BAD/CARE-W4

Type	Code
Measurement Unit	numeric
H4DS12	12. In the past 12 months, how often did you hurt someone badly enough in a physical fight that he or she needed care from a doctor or nurse?
0	never
1	1 or 2 times
2	3 or 4 times
3	5 or more times

 H4DS13 - S21Q13 12 MO YOUR PROP STOLEN >\$50-W4

Type	Code
Measurement Unit	numeric
H4DS13	13. Which of the following things happened in the past 12 months? Someone stole something from you worth more than \$50.
0	no
1	yes

 H4DS14 - S21Q14 12 MO,SAW ONE SHOOT/STAB PERS-W4

Type	Code
Measurement Unit	numeric
H4DS14	14. Which of the following things happened in the past 12 months? You saw someone shoot or stab another person.
0	no
1	yes

 H4DS15 - S21Q15 12 MO,PULLED GUN/KNIFE ON YOU-W4

Type	Code
Measurement Unit	numeric
H4DS15	15. Which of the following things happened in the past 12 months? Someone pulled a knife or gun on you.
0	no
1	yes

 H4DS16 - S21Q16 12 MO,SOMEONE SHOT/STAB YOU-W4

Type	Code
Measurement Unit	numeric
H4DS16	16. Which of the following things happened in the past 12 months? Someone shot or stabbed you.
0	no
1	yes

 H4DS17 - S21Q17 12 MO,ONE SLAP/HIT/CHOKE YOU-W4

Type	Code
Measurement Unit	numeric
H4DS17	17. Which of the following things happened in the past 12 months? Someone slapped, hit, choked, or kicked you.
0	no
1	yes

 H4DS18 - S21Q18 12 MO,YOU WERE BEATEN UP-W4

Type	Code
Measurement Unit	numeric
H4DS18	18. Which of the following things happened in the past 12 months? You were beaten up.
0	no
1	yes

 H4DS19 - S21Q19 12 MO,PULL KNIFE/GUN SOMEONE-W4

Type	Code
Measurement Unit	numeric

H4DS19	19. Which of the following things happened in the past 12 months? You pulled a knife or gun on someone.
0	no
1	yes

 H4DS20 - S21Q20 12 MO,SHOT/STABBED SOMEONE-W4

Type	Code
Measurement Unit	numeric
H4DS20	20. Which of the following things happened in the past 12 months? You shot or stabbed someone.
0	no
1	yes

 H4CJ1 - S22Q1 EVER BEEN ARRESTED BY POLICE-W4

Type	Code
Measurement Unit	numeric
H4CJ1	1. Have you ever been arrested?
0	no
1	yes

 H4CJ2 - S22Q2 NUM TIMES ARRESTED BY POLICE-W4

Type	Code
Measurement Unit	numeric
H4CJ2	2. How many times have you been arrested?
1	once
2	more than once

 H4CJ3 - S22Q3 AGE WHEN ARRESTED BY POLICE-W4

Type	Numeric (Double)
H4CJ3	3. How old were you?

 H4CJ4 - S22Q4 AGE WHEN 1ST ARRESTED BY POLICE-W4

Type	Numeric (Double)
H4CJ4	4. How old were you the first time you were arrested?

 H4CJ5 - S22Q5 NUM TIMES ARRESTED BEF AGE 18-W4

Type	Numeric (Double)
------	------------------

H4CJ5	5. How many times were you arrested before your 18th birthday?
-------	--

 H4CJ6 - S22Q6 NUM TIMES ARRESTED SINCE 18-W4

Type	Numeric (Double)
H4CJ6	6. How many times have you been arrested since your 18th birthday?

 H4CJ7A - S22Q7A TYPE ARREST CHARGE-DUI/DWI-W4

Type	Code
Measurement Unit	numeric
H4CJ7A	7A. What were you charged with (the first time)? You may give more than one answer. Select all that apply. driving under the influence (DUI; DWI)
0	not selected
1	selected

 H4CJ7B - S22Q7B TYPE ARREST CHARGE-OTH ETOH-W4

Type	Code
Measurement Unit	numeric
H4CJ7B	7B. What were you charged with (the first time)? You may give more than one answer. Select all that apply. other alcohol-related offenses (underage purchase or consumption; open container; public intoxication; disorderly conduct; other liquor law violations)
0	not selected
1	selected

 H4CJ7C - S22Q7C TYPE ARREST CHARGE-MARIJ-W4

Type	Code
Measurement Unit	numeric
H4CJ7C	7C. What were you charged with (the first time)? You may give more than one answer. Select all that apply. marijuana offenses (possession, sale, use, growing, or manufacturing of marijuana/hashish)
0	not selected
1	selected

 H4CJ7D - S22Q7D TYPE ARREST CHARGE-OTH DRUG-W4

Type	Code
Measurement Unit	numeric

H4CJ7D	7D. What were you charged with (the first time)? You may give more than one answer. Select all that apply. other drug offenses (unlawful possession, sale, use, or manufacturing of other narcotic drugs)
0	not selected
1	selected

 H4CJ7E - S22Q7E TYPE ARREST CHARGE-ROBBERY-W4

Type	Code
Measurement Unit	numeric
H4CJ7E	7E. What were you charged with (the first time)? You may give more than one answer. Select all that apply. robbery (taking or attempting to take something using a weapon or physical force)
0	not selected
1	selected

 H4CJ7F - S22Q7F TYPE ARREST CHARGE-THEFT-W4

Type	Code
Measurement Unit	numeric
H4CJ7F	7F. What were you charged with (the first time)? You may give more than one answer. Select all that apply. theft (taking something without using force, such as larceny, burglary, or shoplifting)
0	not selected
1	selected

 H4CJ7G - S22Q7G TYPE ARREST CHARGE-RAPE-W4

Type	Code
Measurement Unit	numeric
H4CJ7G	7G. What were you charged with (the first time)? You may give more than one answer. Select all that apply. forcible rape (does not include statutory rape)
0	not selected
1	selected

 H4CJ7H - S22Q7H TYPE ARREST CHARGE-AGR ASSLT-W4

Type	Code
Measurement Unit	numeric

H4CJ7H	7H. What were you charged with (the first time)? You may give more than one answer. Select all that apply. aggravated assault/intentional manslaughter/murder (unlawful attack upon another for the purpose of causing severe injury or death, simple assaults are excluded)
0	not selected
1	selected

 H4CJ7I - S22Q7I TYPE ARREST CHARGE-SIMP ASSLT-W4

Type	Code
Measurement Unit	numeric
H4CJ7I	7I. What were you charged with (the first time)? You may give more than one answer. Select all that apply. simple assault (assaults and attempted assaults where no weapon is used and the victim is not seriously injured)
0	not selected
1	selected

 H4CJ7J - S22Q7J TYPE ARREST CHARGE-FRAUD-W4

Type	Code
Measurement Unit	numeric
H4CJ7J	7J. What were you charged with (the first time)? You may give more than one answer. Select all that apply. fraud, forgery, or embezzlement
0	not selected
1	selected

 H4CJ7K - S22Q7K TYPE ARREST CHARGE-OTHER OFFNS-W4

Type	Code
Measurement Unit	numeric
H4CJ7K	7K. What were you charged with (the first time)? You may give more than one answer. Select all that apply. other offenses
0	not selected
1	selected

 H4CJ8 - S22Q8 AGE LAST TIME ARRESTED-W4

Type	Numeric (Double)
H4CJ8	8. How old were you the last time you were arrested?

 H4CJ9A - S22Q9A LAST ARREST CHARGE-DUI/DWI-W4



Type	Code
Measurement Unit	numeric
H4CJ9A	9A. That last time [you were arrested], what were you charged with? You may give more than one answer. Select all that apply. driving under the influence (DUI; DWI)
0	not selected
1	selected

 H4CJ9B - S22Q9B LAST ARREST CHARGE-OTH ETOH-W4

Type	Code
Measurement Unit	numeric
H4CJ9B	9B. That last time [you were arrested], what were you charged with? You may give more than one answer. Select all that apply. other alcohol-related offenses (underage purchase or consumption; open container; public intoxication; disorderly conduct; other liquor law violations)
0	not selected
1	selected

 H4CJ9C - S22Q9C LAST ARREST CHARGE-MARIJ-W4

Type	Code
Measurement Unit	numeric
H4CJ9C	9C. That last time [you were arrested], what were you charged with? You may give more than one answer. Select all that apply. marijuana offenses (possession, sale, use, growing, or manufacturing of marijuana/hashish)
0	not selected
1	selected

 H4CJ9D - S22Q9D LAST ARREST CHARGE-OTH DRUG-W4

Type	Code
Measurement Unit	numeric
H4CJ9D	9D. That last time [you were arrested], what were you charged with? You may give more than one answer. Select all that apply. other drug offenses (unlawful possession, sale, use, or manufacturing of other narcotic drugs)
0	not selected
1	selected

 H4CJ9E - S22Q9E LAST ARREST CHARGE-ROBBERY-W4

Type	Code
------	------

Measurement Unit	numeric
H4CJ9E	9E. That last time [you were arrested], what were you charged with? You may give more than one answer. Select all that apply. robbery (taking or attempting to take something using a weapon or physical force)
0	not selected
1	selected

 H4CJ9F - S22Q9F LAST ARREST CHARGE-THEFT-W4

Type	Code
Measurement Unit	numeric
H4CJ9F	9F. That last time [you were arrested], what were you charged with? You may give more than one answer. Select all that apply. theft (taking something without using force, such as larceny, burglary, or shoplifting)
0	not selected
1	selected

 H4CJ9G - S22Q9G LAST ARREST CHARGE-RAPE-W4

Type	Code
Measurement Unit	numeric
H4CJ9G	9G. That last time [you were arrested], what were you charged with? You may give more than one answer. Select all that apply. forcible rape (does not include statutory rape)
0	not selected
1	selected

 H4CJ9H - S22Q9H LAST ARREST CHARGE-AGR ASSLT-W4

Type	Code
Measurement Unit	numeric
H4CJ9H	9H. That last time [you were arrested], what were you charged with? You may give more than one answer. Select all that apply. aggravated assault/intentional manslaughter/murder (unlawful attack upon another for the purpose of causing severe injury or death, simple assaults are excluded)
0	not selected
1	selected

 H4CJ9I - S22Q9I LAST ARREST CHARGE-SIMP ASSLT-W4

Type	Code
Measurement Unit	numeric

H4CJ9I	9I. That last time [you were arrested], what were you charged with? You may give more than one answer. Select all that apply. simple assault (assaults and attempted assaults where no weapon is used and the victim is not seriously injured)
0	not selected
1	selected

 H4CJ9J - S22Q9J LAST ARREST CHARGE-FRAUD-W4

Type	Code
Measurement Unit	numeric
H4CJ9J	9J. That last time [you were arrested], what were you charged with? You may give more than one answer. Select all that apply. fraud, forgery, or embezzlement
0	not selected
1	selected

 H4CJ9K - S22Q9K LAST ARREST CHARGE-OTH OFFNS-W4

Type	Code
Measurement Unit	numeric
H4CJ9K	9K. That last time [you were arrested], what were you charged with? You may give more than one answer. Select all that apply. other offenses
0	not selected
1	selected

 H4CJ10 - S22Q10 EVER BEEN CONVICTED/PLED CRM-W4

Type	Code
Measurement Unit	numeric
H4CJ10	10. Have you ever been convicted of or pled guilty to any charges other than a minor traffic violation?
0	no
1	once
2	more than once

 H4CJ11 - S22Q11 AGE WHEN CONVICTED-W4

Type	Numeric (Double)
H4CJ11	11. How old were you when you were convicted or pled guilty?

 H4CJ12 - S22Q12 AGE WHEN 1ST CONVICTED-W4

Type	Numeric (Double)
H4CJ12	12. How old were you the first time you were convicted or pled guilty to something?

 H4CJ13A - S22Q13A CONVICT/PLED CHARGE-DUI/DWI-W4

Type	Code
Measurement Unit	numeric
H4CJ13A	13A. What charges were you convicted of or did you plead guilty to (the first time)? You may give more than one answer. Select all that apply. driving under the influence (DUI; DWI)
0	not selected
1	selected

 H4CJ13B - S22Q13B CONVICT/PLED CHARGE-OTH ETOH-W4

Type	Code
Measurement Unit	numeric
H4CJ13B	13B. What charges were you convicted of or did you plead guilty to (the first time)? You may give more than one answer. Select all that apply. other alcohol-related offenses (underage purchase or consumption; open container; public intoxication; disorderly conduct; other liquor law violations)
0	not selected
1	selected

 H4CJ13C - S22Q13C CONVICT/PLED CHARGE-MARIJ-W4

Type	Code
Measurement Unit	numeric
H4CJ13C	13C. What charges were you convicted of or did you plead guilty to (the first time)? You may give more than one answer. Select all that apply. marijuana offenses (possession, sale, use, growing, or manufacturing of marijuana/hashish)
0	not selected
1	selected

 H4CJ13D - S22Q13D CONVICT/PLED CHARGE-OTH DRUG-W4

Type	Code
Measurement Unit	numeric

H4CJ13D	13D. What charges were you convicted of or did you plead guilty to (the first time)? You may give more than one answer. Select all that apply. other drug offenses (unlawful possession, sale, use, or manufacturing of other narcotic drugs)
0	not selected
1	selected

 H4CJ13E - S22Q13E CONVICT/PLED CHARGE-ROBBERY-W4

Type	Code
Measurement Unit	numeric
H4CJ13E	13E. What charges were you convicted of or did you plead guilty to (the first time)? You may give more than one answer. Select all that apply. robbery (taking or attempting to take something using a weapon or physical force)
0	not selected
1	selected

 H4CJ13F - S22Q13F CONVICT/PLED CHARGE-THEFT-W4

Type	Code
Measurement Unit	numeric
H4CJ13F	13F. What charges were you convicted of or did you plead guilty to (the first time)? You may give more than one answer. Select all that apply. theft (taking something without using force, such as larceny, burglary, or shoplifting)
0	not selected
1	selected

 H4CJ13G - S22Q13G CONVICT/PLED CHARGE-RAPE-W4

Type	Code
Measurement Unit	numeric
H4CJ13G	13G. What charges were you convicted of or did you plead guilty to (the first time)? You may give more than one answer. Select all that apply. forcible rape (does not include statutory rape)
0	not selected
1	selected

 H4CJ13H - S22Q13H CONVICT/PLED CHARGE-AGR ASSLT-W4

Type	Code
Measurement Unit	numeric

H4CJ13H	13H. What charges were you convicted of or did you plead guilty to (the first time)? You may give more than one answer. Select all that apply. aggravated assault/intentional manslaughter/murder (unlawful attack upon another for the purpose of causing severe injury or death, simple assaults are excluded)
0	not selected
1	selected

 H4CJ13I - S22Q13I CONVICT/PLED CHARGE-SIM ASSLT-W4

Type	Code
Measurement Unit	numeric
H4CJ13I	13I. What charges were you convicted of or did you plead guilty to (the first time)? You may give more than one answer. Select all that apply. simple assault (assaults and attempted assaults where no weapon is used and the victim is not seriously injured)
0	not selected
1	selected

 H4CJ13J - S22Q13J CONVICT/PLED CHARGE-FRAUD-W4

Type	Code
Measurement Unit	numeric
H4CJ13J	13J. What charges were you convicted of or did you plead guilty to (the first time)? You may give more than one answer. Select all that apply. fraud, forgery, or embezzlement
0	not selected
1	selected

 H4CJ13K - S22Q13K CONVICT/PLED CHARGE-OTH OFFNS-W4

Type	Code
Measurement Unit	numeric
H4CJ13K	13K. What charges were you convicted of or did you plead guilty to (the first time)? You may give more than one answer. Select all that apply. other offenses
0	not selected
1	selected

 H4CJ14 - S22Q14 AGE WHEN LST CONVICTED/PLED-W4

Type	Numeric (Double)
------	------------------

H4CJ14	14. How old were you the last time you were convicted of or pled guilty to something?
--------	---

 H4CJ15A - S22Q15A LST CONV/PLED CHARG-DUI/DWI-W4

Type	Code
Measurement Unit	numeric
H4CJ15A	15A. What charges were you convicted of or did you plead guilty to the last time? You may give more than one answer. Select all that apply. driving under the influence (DUI; DWI)
0	not selected
1	selected

 H4CJ15B - S22Q15B LST CONV/PLED CHARG-OTH ETOH-W4

Type	Code
Measurement Unit	numeric
H4CJ15B	15B. What charges were you convicted of or did you plead guilty to the last time? You may give more than one answer. Select all that apply. other alcohol-related offenses (underage purchase or consumption; open container; public intoxication; disorderly conduct; other liquor law violations)
0	not selected
1	selected

 H4CJ15C - S22Q15C LST CONV/PLED CHARG-MARIJ-W4

Type	Code
Measurement Unit	numeric
H4CJ15C	15C. What charges were you convicted of or did you plead guilty to the last time? You may give more than one answer. Select all that apply. marijuana offenses (possession, sale, use, growing, or manufacturing of marijuana/hashish)
0	not selected
1	selected

 H4CJ15D - S22Q15D LST CONV/PLED CHARG-OTH DRUG-W4

Type	Code
Measurement Unit	numeric

H4CJ15D	15D. What charges were you convicted of or did you plead guilty to the last time? You may give more than one answer. Select all that apply. other drug offenses (unlawful possession, sale, use, or manufacturing of other narcotic drugs)
0	not selected
1	selected

 H4CJ15E - S22Q15E LST CONV/PLED CHARG-ROBBERY-W4

Type	Code
Measurement Unit	numeric
H4CJ15E	15E. What charges were you convicted of or did you plead guilty to the last time? You may give more than one answer. Select all that apply. robbery (taking or attempting to take something using a weapon or physical force)
0	not selected
1	selected

 H4CJ15F - S22Q15F LST CONV/PLED CHARG-THEFT-W4

Type	Code
Measurement Unit	numeric
H4CJ15F	15F. What charges were you convicted of or did you plead guilty to the last time? You may give more than one answer. Select all that apply. theft (taking something without using force, such as larceny, burglary, or shoplifting)
0	not selected
1	selected

 H4CJ15G - S22Q15G LST CONV/PLED CHARG-RAPE-W4

Type	Code
Measurement Unit	numeric
H4CJ15G	15G. What charges were you convicted of or did you plead guilty to the last time? You may give more than one answer. Select all that apply. forcible rape (does not include statutory rape)
0	not selected

 H4CJ15H - S22Q15H LST CONV/PLED CHARG-AGR ASSLT-W4

Type	Code
Measurement Unit	numeric



H4CJ15H	15H. What charges were you convicted of or did you plead guilty to the last time? You may give more than one answer. Select all that apply. aggravated assault/intentional manslaughter/murder (unlawful attack upon another for the purpose of causing severe injury or death, simple assaults are excluded)
0	not selected
1	selected

 H4CJ15I - S22Q15I LST CONV/PLED CHARG-SIM ASSLT-W4

Type	Code
Measurement Unit	numeric
H4CJ15I	15I. What charges were you convicted of or did you plead guilty to the last time? You may give more than one answer. Select all that apply. simple assault (assaults and attempted assaults where no weapon is used and the victim is not seriously injured)
0	not selected
1	selected

 H4CJ15J - S22Q15J LST CONV/PLED CHARG-FRAUD-W4

Type	Code
Measurement Unit	numeric
H4CJ15J	15J. What charges were you convicted of or did you plead guilty to the last time? You may give more than one answer. Select all that apply. fraud, forgery, or embezzlement
0	not selected
1	selected

 H4CJ15K - S22Q15K LST CONV/PLED CHARG-OTH OFFNS-W4

Type	Code
Measurement Unit	numeric
H4CJ15K	15K. What charges were you convicted of or did you plead guilty to the last time? You may give more than one answer. Select all that apply. other offenses
0	not selected
1	selected

 H4CJ16 - S22Q16 EVER SENTENCED PROBATION-W4

Type	Code
Measurement Unit	numeric

H4CJ16	16. Have you ever been on probation for an offense?
0	no
1	once
2	more than once

 H4CJ17 - S22Q17 EVER INCARCERATED-W4

Type	Code
Measurement Unit	numeric
H4CJ17	17. Have you ever spent time in a jail, prison, juvenile detention center or other correctional facility?
0	no
1	yes

 H4CJ18 - S22Q18 NUM OF TIMES INCARCERATED-W4

Type	Code
Measurement Unit	numeric
H4CJ18	18. How many times have you been in a jail, prison, juvenile detention center or other correctional facility?
1	once
2	more than once

 H4CJ19 - S22Q19 AGE WHEN INCARCERATED-W4

Type	Numeric (Double)
H4CJ19	19. How old were you when you went to jail, prison, juvenile detention center or other correctional facility?

 H4CJ20 - S22Q20 AGE 1ST INCARCERATED-W4

Type	Numeric (Double)
H4CJ20	20. How old were you the first time you went to jail, prison, juvenile detention or other correctional facility?

 H4CJ21 - S22Q21 AGE LST INCARCERATED-W4

Type	Numeric (Double)
H4CJ21	21. [if PRISON4=0, ask version: ] How old were you the last time you went to jail, prison, juvenile detention or other correctional facility? [if PRISON4=1 ask, version: ] How old were you when you went to jail, prison, juvenile detention or other correctional facility this time?

 H4CJ22Y - S22Q22Y LENGTH OF SENTENCE YEARS-W4

Type	Numeric (Double)
H4CJ22Y	22Y. How much time were you sentenced to serve? [years]

 H4CJ22M - S22Q22M LENGTH OF SENTENCE MONTHS-W4

Type	Code
Measurement Unit	numeric
H4CJ22M	22M. How much time were you sentenced to serve? [months]
0	0 months
1	1 month
2	2 months
3	3 months
4	4 months
5	5 months
6	6 months
7	7 months
8	8 months
9	9 months
10	10 months
11	11 months

 H4CJ23Y - S22Q23Y LENGTH OF LST SENTENCE YEARS-W4

Type	Numeric (Double)
H4CJ23Y	23Y. How much time were you sentenced to serve this last time? [years]

 H4CJ23M - S22Q23M LENGTH OF LST SENTENCE MONTHS-W4

Type	Code
Measurement Unit	numeric
H4CJ23M	23M. How much time were you sentenced to serve this last time? [months]
0	0 months
1	1 month
2	2 months
3	3 months

4	4 months
5	5 months
6	6 months
7	7 months
8	8 months
9	9 months
10	10 months
11	11 months

 H4CJ24Y - S22Q24Y TOTAL YRS INCARCERATED BEF 18-W4

Type	Code
Measurement Unit	numeric
H4CJ24Y	24Y. Before your 18th birthday, about how much total time did you spend in jail or detention? [years]
0	0 years
1	1 year
2	2 years
3	3 years
4	4 years
5	5 years
6	6 years
7	7 years
9	9 years

 H4CJ24M - S22Q24M TOTAL MON INCARCERATED BEF 18-W4

Type	Code
Measurement Unit	numeric
H4CJ24M	24M. Before your 18th birthday, about how much total time did you spend in jail or detention? [months]
0	0 months
1	1 month
2	2 months
3	3 months

4	4 months
5	5 months
6	6 months
7	7 months
8	8 months
9	9 months
10	10 months
11	11 months

 H4CJ25Y - S22Q25Y TOT YR INCARCERATION AFT 18-W4

Type	Code
Measurement Unit	numeric
H4CJ25Y	25Y. Since your 18th birthday, about how much total time have you spent in jail or prison? [years]
0	0 years
1	1 year
2	2 year
3	3 year
4	4 year
5	5 year
6	6 year
7	7 year
8	8 year
9	9 year
10	10 year
11	11 year
12	12 year

 H4CJ25M - S22Q25M TOT MTH INCARCERATION AFT 18-W4

Type	Code
Measurement Unit	numeric
H4CJ25M	25M. Since your 18th birthday, about how much total time have you spent in jail or prison? [months]

0	0 months
1	1 month
2	2 months
3	3 months
4	4 months
5	5 months
6	6 months
7	7 months
8	8 months
9	9 months
10	10 months
11	11 months

 H4TO1 - S23Q1 EVER SMOKED ENTIRE CIGARETTE-W4

Type	Code
Measurement Unit	numeric
H4TO1	1. Have you ever smoked an entire cigarette?
0	no
1	yes

 H4TO2 - S23Q2 AGE 1ST SMOKED ENTIRE CIGARETTE-W4

Type	Numeric (Double)
H4TO2	2. How old were you the first time you smoked an entire cigarette?

 H4TO3 - S23Q3 EVER SMOKED CIGS REGULARLY-W4

Type	Code
Measurement Unit	numeric
H4TO3	3. Have you ever smoked cigarettes regularly--that is, at least one cigarette every day for 30 days?
0	no
1	yes

 H4TO4 - S23Q4 AGE SMOKED CIGS REGULARLY-W4

Type	Numeric (Double)
------	------------------

H4TO4	4. How old were you when you first smoked cigarettes regularly--that is, at least one cigarette every day for 30 days?
-------	--

 H4TO5 - S23Q5 NUM DAYS SMOKD CIGS LST 30 DAYS-W4

Type	Numeric (Double)
H4TO5	5. During the past 30 days, on how many days did you smoke cigarettes?

 H4TO6 - S23Q6 NUM CIG SMOKE PR DAY LST 30 DYS-W4

Type	Numeric (Double)
H4TO6	6. During the past 30 days, on the days you smoked, how many cigarettes did you smoke each day?

 H4TO7 - S23Q7 EVER SMOKE MORE THAN CURRENT-W4

Type	Code
Measurement Unit	numeric
H4TO7	7. Was there ever a period in your life when you smoked cigarettes more than you do now?

0	no
---	----

1	yes
---	-----

 H4TO8 - S23Q8 SMOKE HOW SOON AFTER WAKE UP-W4

Type	Code
Measurement Unit	numeric
H4TO8	8. Currently, how soon after you wake up do you have your first cigarette?

1	within 5 minutes
---	------------------

2	within 6 to 30 minutes
---	------------------------

3	within 31 to 60 minutes
---	-------------------------

4	after 60 minutes
---	------------------

 H4TO9 - S23Q9 DIFFICLT NO SMOKE IN PLACES-W4

Type	Code
Measurement Unit	numeric
H4TO9	9. Do you find it difficult not to smoke cigarettes in places where it is forbidden, for example, in church, at the library, or in theaters?

0	no
---	----

1	yes
---	-----

 H4TO10 - S23Q10 WHICH CIG MOST DIFF TO GIVE UP-W4

Type	Code
Measurement Unit	numeric
H4TO10	10. Which cigarette would you hate most to give up?
1	the first in the morning
2	any other in the day or evening

 H4TO11 - S23Q11 NUM CIGS SMOKE PER DAY-W4

Type	Code
Measurement Unit	numeric
H4TO11	11. How many cigarettes a day do you smoke?
1	10 or fewer cigarettes
2	11 to 20 cigarettes
3	21 to 30 cigarettes
4	31 or more cigarettes

 H4TO12 - S23Q12 SMOKE MORE FREQ MORNING-W4

Type	Code
Measurement Unit	numeric
H4TO12	12. Do you smoke cigarettes more frequently during the first hours after waking than during the rest of the day?
0	no
1	yes

 H4TO13 - S23Q13 SMOKE EVEN IF ILL IN MORNING-W4

Type	Code
Measurement Unit	numeric
H4TO13	13. Do you smoke cigarettes even if you are so ill that you are in bed most of the day?
0	no
1	yes

 H4TO14 - S23Q14 AGE HAD EXPER 1ST TIME-W4

Type	Numeric (Double)
H4TO14	14. How old were you the first time you had any of these cigarette smoking experiences?



 H4TO15 - S23Q15 SMOK MOST TIME MORN 1ST CIG-W4

Type	Code
Measurement Unit	numeric
H4TO15	15. When you smoked the most, how soon after you woke up did you have your first cigarette?
1	within 5 minutes
2	within 6 to 30 minutes
3	within 31 to 60 minutes
4	after 60 minutes

 H4TO16 - S23Q16 SMOK MOST DFFCLT NOT IN PLACE-W4

Type	Code
Measurement Unit	numeric
H4TO16	16. When you smoked the most, did you find it difficult not to smoke cigarettes in places where it is forbidden, for example, in church, at the library, or in theaters?
0	no
1	yes

 H4TO17 - S23Q17 SMOK MOST WHICH CIG HARD G/UP-W4

Type	Code
Measurement Unit	numeric
H4TO17	17. When you smoked the most, which cigarette did you hate most to give up?
1	the first in the morning
2	any other in the day or evening

 H4TO18 - S23Q18 SMOK MOST NUM CIGS PER DAY-W4

Type	Code
Measurement Unit	numeric
H4TO18	18. When you smoked the most, how many cigarettes a day did you smoke?
1	10 or fewer cigarettes
2	11 to 20 cigarettes
3	21 to 30 cigarettes
4	31 or more cigarettes

 H4TO19 - S23Q19 SMOK MOST MORE FREQ IN MORN-W4

Type	Code
Measurement Unit	numeric
H4TO19	19. When you smoked the most, did you smoke cigarettes more frequently during the first hours after waking than during the rest of the day?
0	no
1	yes

 H4TO20 - S23Q20 SMOK MOST SMOKE WHEN ILL-W4

Type	Code
Measurement Unit	numeric
H4TO20	20. When you smoked the most, did you smoke cigarettes even if you were so ill that you were in bed most of the day?
0	no
1	yes

 H4TO21 - S23Q21 AGE 1ST TIME HAD SMOKE EXPER-W4

Type	Numeric (Double)
H4TO21	21. How old were you the first time you had any of these cigarette smoking experiences?

 H4TO22 - S23Q22 STILL HAVE SMOKE EXPER-W4

Type	Code
Measurement Unit	numeric
H4TO22	22. Do you still have any of these smoking experiences?
0	no
1	yes

 H4TO23 - S23Q23 SMOKED CIGAR/PIPE 20 TIMES-W4

Type	Code
Measurement Unit	numeric
H4TO23	23. Have you smoked a cigar or pipe at least 20 times in your entire life?
0	no
1	yes

 H4TO24 - S23Q24 NUM DAYS HAD CIGAR LST 30 DAYS-W4

Type	Numeric (Double)
H4TO24	24. During the past 30 days, how many days did you smoke cigars or a pipe?

 H4TO25 - S23Q25 USED CHEWING TOBACC 20 TIMES-W4

Type	Code
Measurement Unit	numeric
H4TO25	25. Have you used chewing tobacco (such as Red Man, Garrett, or Beechnut) or snuff (such as Skoal, Skoal Bandits, or Copenhagen) at least 20 times in your entire life?
0	no
1	yes

 H4TO26 - S23Q26 PAST 30 DAYS CHEW TOBCCO/SNUFF-W4

Type	Numeric (Double)
H4TO26	26. During the past 30 days, on how many days have you used chewing tobacco (such as Red Man, Levi Garrett, or Beechnut) or snuff (such as Skoal, Skoal Bandits, or Copenhagen)?

 H4TO27 - S23Q27 EVER TRIED TO QUIT SMOKING-W4

Type	Code
Measurement Unit	numeric
H4TO27	27. Have you ever tried to quit or cut down on smoking or using tobacco?
0	no
1	yes

 H4TO28 - S23Q28 EVER PERIOD WANT QUIT SMOKE-W4

Type	Code
Measurement Unit	numeric
H4TO28	28. Has there ever been a period of time when you wanted to quit or cut down on smoking or using tobacco?
0	no
1	yes

 H4TO29 - S23Q29 ABLE QUIT SMOKING FOR 1 MTH-W4

Type	Code
Measurement Unit	numeric
H4TO29	29. When you decided to quit or cut down on smoking or using tobacco, were you able to do so for at least one month?

0	no
1	yes

 H4TO30 - S23Q30 NUM TIMES UNABLE QUIT SMOKE-W4

Type	Code
Measurement Unit	numeric
H4TO30	30. How many times have you tried but been unable to quit smoking or using tobacco for at least one month?
1	1 time
2	2 times
3	3 times
4	4 times
5	5 times
6	6 times
7	7 times
8	8 times
9	9 times
10	10 times
12	12 times
15	15 times
17	17 times
20	20 times
22	22 times
23	23 times
25	25 times

 H4TO31 - S23Q31 HAD CIGS/CHW TOBACC PST 24 HRS-W4

Type	Code
Measurement Unit	numeric
H4TO31	31. Did you smoke cigarettes, cigars, a pipe or use chewing tobacco within the past 24 hours?
0	no
1	yes

 H4TO32H - S23Q32H LAST SMOKE PST 24 HRS-HOUR-W4

Type	Code
Measurement Unit	numeric
H4TO32H	32H. At what time did you last smoke cigarettes, cigars, a pipe or use chewing tobacco? [Hour]
1	1
2	2
3	3
4	4
5	5
6	6
7	7
8	8
9	9
10	10
11	11
12	12

 H4TO32M - S23Q32M LAST SMOKE PST 24 HRS-MINUTES-W4

Type	Numeric (Double)
H4TO32M	32M. At what time did you last smoke cigarettes, cigars, a pipe or use chewing tobacco? [Minute]

 H4TO32T - S23Q32T LAST SMOKE PAST 24 HRS-AM/PM-W4

Type	Code
Measurement Unit	numeric
H4TO32T	32T. At what time did you last smoke cigarettes, cigars, a pipe or use chewing tobacco? [am/pm]
1	am
2	pm

 H4TO33 - S23Q33 DRINK ALCOHOL > 2-3 TIMES-W4

Type	Code
Measurement Unit	numeric

H4TO33	33. Have you had a drink of beer, wine, or liquor more than two or three times? Do not include sips or tastes from someone else's drink.
0	no
1	yes

 H4TO34 - S23Q34 AGE 1ST DRINK ALCOHOL-W4

Type	Numeric (Double)
H4TO34	34. How old were you when you first had an alcoholic drink? By drink, we mean a glass of wine, a can or bottle of beer, a wine cooler, a shot glass of liquor, or a mixed drink, not just sips or tastes from someone else's drink.

 H4TO35 - S23Q35 PST 12 MON # DAYS DRINK ALCOH-W4

Type	Code
Measurement Unit	numeric
H4TO35	35. During the past 12 months, on how many days did you drink alcohol?
0	none
1	1 or 2 days in the past 12 months
2	once a month or less (3 to 12 days in the past 12 months)
3	2 or 3 days a month
4	1 or 2 days a week
5	3 to 5 days a week
6	every day or almost every day


 H4TO36 - S23Q36 PST 12 MON AVRG # DRINKS TIME-W4

Type	Numeric (Double)
H4TO36	36. Think of all the times you have had a drink during the past 12 months. How many drinks did you usually have each time? A 'drink' is a glass of wine, a can or bottle of beer, a wine cooler, a shot glass of liquor, or a mixed drink.

 H4TO37 - S23Q37 PST 12 MON MANY DAYS/5+ DRINKS-W4

Type	Code
Measurement Unit	numeric
H4TO37	37. During the past 12 months, on how many days did you drink [5 or more/4 or more] drinks in a row?
0	none
1	1 or 2 days in the past 12 months

2	once a month or less (3 to 12 days in the past 12 months)
3	2 or 3 days a month
4	1 or 2 days a week
5	3 to 5 days a week
6	every day or almost every day

 H4TO38 - S23Q38 PST 12 MON # DAYS BEEN DRUNK-W4

Type	Code
Measurement Unit	numeric
H4TO38	38. During the past 12 months, on how many days have you been drunk or very high on alcohol?
0	none
1	1 or 2 days in the past 12 months
2	once a month or less (3 to 12 days in the past 12 months)
3	2 or 3 days a month
4	1 or 2 days a week
5	3 to 5 days a week
6	every day or almost every day

 H4TO39 - S23Q39 NUM DAYS HAD DRINK PST 30 DAYS-W4

Type	Code
Measurement Unit	numeric
H4TO39	39. During the past 30 days, on how many days did you drink?
0	none
1	one day
2	2 or 3 days
3	1 day a week
4	2 days a week
5	3 to 5 days a week
6	every day or almost every day

 H4TO40 - S23Q40 NUM USUAL DRINKS PST 30 DAYS-W4

Type	Numeric (Double)
H4TO40	40. Think of all the times you have had a drink during the past 30 days. How many drinks did you usually have each time? A 'drink' is a glass of wine, a can or bottle of beer, a wine cooler, a shot glass of liquor, or a mixed drink.

 H4TO41 - S23Q41 HAD ALCOHOL PST 24 HRS-W4

Type	Code
Measurement Unit	numeric
H4TO41	41. Did you have an alcoholic drink (beer, wine, or liquor) within the past 24 hours?
0	no
1	yes

 H4TO42H - S23Q42H LAST ALCOHOL DRINK-HOUR-W4

Type	Code
Measurement Unit	numeric
H4TO42H	42H. At what time did you last have an alcoholic drink? [Hour]
1	1
2	2
3	3
4	4
5	5
6	6
7	7
8	8
9	9
10	10
11	11
12	12

 H4TO42M - S23Q42M LAST ALCOHOL DRINK-MINUTES-W4

Type	Numeric (Double)
H4TO42M	42M. At what time did you last have an alcoholic drink? [Minute]

 H4TO42T - S23Q42T LAST ALCOHOL DRINK-AM/PM-W4



Type	Code
Measurement Unit	numeric
H4TO42T	42T. At what time did you last have an alcoholic drink? [am/pm]
1	am
2	pm

 H4TO43 - S23Q43 TIME WHEN DRANK MORE THAN NOW-W4

Type	Code
Measurement Unit	numeric
H4TO43	43. Was there ever a period in your life when you drank more alcohol than you do now?
0	no
1	yes

 H4TO44 - S23Q44 TIME DRANK MST NUM DAYS DRANK-W4

Type	Code
Measurement Unit	numeric
H4TO44	44. During the period when you drank the most, on how many days did you drink?
1	less than 1 day a month
2	1 day a month
3	2 to 3 days a month
4	1 day a week
5	2 days a week
6	3 to 5 days a week
7	every day or almost every day

 H4TO45 - S23Q45 DRANK MST NUM DRINKS EACH TIME-W4

Type	Numeric (Double)
H4TO45	45. During the period when you drank the most, how many drinks did you usually have each time?

 H4TO46 - S23Q46 DRINK INTERFR W/ WORK/SCHOOL-W4

Type	Code
Measurement Unit	numeric

H4TO46	46. How often has your drinking interfered with your responsibilities at work or school?
0	never
1	1 time
2	more than 1 time

 H4TO47 - S23Q47 DRINKING PUT YOURSELF AT RISK-W4

Type	Code
Measurement Unit	numeric
H4TO47	47. How often have you been under the influence of alcohol when you could have gotten yourself or others hurt, or put yourself or others at risk, including unprotected sex?
0	never
1	1 time
2	more than 1 time

 H4TO48 - S23Q48 DRINKING CAUSE LEGAL PROBLEMS-W4

Type	Code
Measurement Unit	numeric
H4TO48	48. How often have you had legal problems because of your drinking, like being arrested for disturbing the peace or driving under the influence of alcohol, or anything else?
0	never
1	1 time
2	more than 1 time

 H4TO49 - S23Q49 DRINK CAUSE PROBLEMS W/FAMILY-W4

Type	Code
Measurement Unit	numeric
H4TO49	49. How often have you had problems with your family, friends, or people at work or school because of your drinking?
0	never
1	1 time
2	more than 1 time

 H4TO50 - S23Q50 KEPT DRINK WHEN PROB W/FAMILY-W4

Type	Code
Measurement Unit	numeric
H4TO50	50. Did you continue to drink after you realized drinking was causing you problems with family, friends, or people at work or school?
0	no
1	yes

 H4TO51 - S23Q51 NEED DRINK MORE TO GET EFFECT-W4

Type	Code
Measurement Unit	numeric
H4TO51	51. Have you ever found that you had to drink more than you used to in order to get the effect you wanted?
0	no
1	yes

 H4TO52 - S23Q52 SPENT LOT TIME DRINKING-W4

Type	Code
Measurement Unit	numeric
H4TO52	52. Has there ever been a period when you spent a lot of time drinking, planning how you would get alcohol, or recovering from a hangover?
0	no
1	yes

 H4TO53 - S23Q53 OFTEN DRINK MORE THAN INTENDED-W4

Type	Code
Measurement Unit	numeric
H4TO53	53. Have you often had more to drink or kept drinking for a longer period of time than you intended?
0	no
1	yes

 H4TO54 - S23Q54 EVER TRIED TO QUIT DRINKING-W4

Type	Code
Measurement Unit	numeric
H4TO54	54. Have you ever tried to quit or cut down on your drinking?
0	no

1	yes
---	-----

 H4TO55 - S23Q55 EVER TIME WANT QUIT DRINKING-W4

Type	Code
Measurement Unit	numeric
H4TO55	55. Has there ever been a period of time when you wanted to quit or cut down on your drinking?
0	no
1	yes

 H4TO56 - S23Q56 ABLE CUT DOWN/QUIT FOR 1 MTH-W4

Type	Code
Measurement Unit	numeric
H4TO56	56. When you decided to cut down or quit drinking, were you able to do so for at least one month?
0	no
1	yes

 H4TO57 - S23Q57 NUM TIMES UNABLE TO QUIT 1 MTH-W4

Type	Code
Measurement Unit	numeric
H4TO57	57. How many times have you tried but been unable to cut down or quit drinking for at least one month?
1	1 time
2	2 times
3	3 times
4	4 times
5	5 times
6	6 times
7	7 times
8	8 times
10	10 times
11	11 times
12	12 times

15	15 times
20	20 times
25	25 times

 H4TO58 - S23Q58 EXPER WITHDRWL SYMPT NOT DRINK-W4

Type	Code
Measurement Unit	numeric
H4TO58	58. During the first few hours of not drinking, do you experience withdrawal symptoms such as the shakes, feeling anxious, trouble getting to sleep or staying asleep, nausea, vomiting, or rapid heart beats?
0	no
1	yes

 H4TO59 - S23Q59 KEPT DRINK CAUSD HEALTH PROB-W4

Type	Code
Measurement Unit	numeric
H4TO59	59. Have you ever continued to drink after you realized drinking was causing you any emotional problems (such as feeling irritable, depressed, or uninterested in things or having strange ideas) or causing you any health problems (such as ulcers, numbness in your hands/feet or memory problems)?
0	no
1	yes

 H4TO60 - S23Q60 STOP ACTVTIES INTERFR W/DRINK-W4

Type	Code
Measurement Unit	numeric
H4TO60	60. Have you ever given up or cut down on important activities that would interfere with drinking like getting together with friends or relatives, going to work or school, participating in sports, or anything else?
0	no
1	yes

 H4TO61 - S23Q61 3+ EXPER HAPPEN 12 MTH PERIOD-W4

Type	Code
Measurement Unit	numeric

H4TO61	61. Did (at least three of) these experiences occur together in a 12-month period?
0	no
1	yes

 H4TO62 - S23Q62 AGE WHEN 3+ DRINK EXPER HAPPEN-W4

Type	Numeric (Double)
Measurement Unit	numeric
H4TO62	62. How old were you when you first experienced these symptoms in the same 12 month period?

 H4TO63 - S23Q63 TOOK PRESCRPT DRUG NOT PRSCRB-W4

Type	Code
Measurement Unit	numeric
H4TO63	63. Have you ever taken any prescription drugs that were not prescribed for you, taken prescription drugs in larger amounts than prescribed, more often than prescribed, for longer periods than prescribed, or taken prescription drugs that you took only for the feeling or experience they caused?
0	no
1	yes

 H4TO64A - S23Q64A TOOK NOT PRESCRBD-SEDATIVES-W4

Type	Code
Measurement Unit	numeric
H4TO64A	64A. Which of the following types of prescription drugs have you taken that were not prescribed for you, taken in larger amounts than prescribed, more often than prescribed, for longer periods than prescribed, or that you took only for the feeling or experience they caused? sedatives or downers, such as barbiturates, sleeping pills, Quaalude, or Seconal
0	no
1	yes

 H4TO64B - S23Q64B TOOK NOT PRESCRBD-TRANQS-W4

Type	Code
Measurement Unit	numeric

H4TO64B	64B. Which of the following types of prescription drugs have you taken that were not prescribed for you, taken in larger amounts than prescribed, more often than prescribed, for longer periods than prescribed, or that you took only for the feeling or experience they caused? tranquilizers, such as Librium, Valium, or Xanax
0	no
1	yes

 H4TO64C - S23Q64C TOOK NOT PRESCRBD-STIMULNTS-W4

Type	Code
Measurement Unit	numeric
H4TO64C	64C. Which of the following types of prescription drugs have you taken that were not prescribed for you, taken in larger amounts than prescribed, more often than prescribed, for longer periods than prescribed, or that you took only for the feeling or experience they caused? stimulants or uppers, such as amphetamines, prescription diet pills, Ritalin, Preludin, or speed
0	no
1	yes

 H4TO64D - S23Q64D TOOK NOT PRESCRBD-PAIN KILLRS-W4

Type	Code
Measurement Unit	numeric
H4TO64D	64D. Which of the following types of prescription drugs have you taken that were not prescribed for you, taken in larger amounts than prescribed, more often than prescribed, for longer periods than prescribed, or that you took only for the feeling or experience they caused? pain killers or opioids, such as Vicodin, OxyContin, Percocet, Demerol, Percodan, or Tylenol with codeine
0	no
1	yes

 H4TO65A - S23Q65A EVER USED STERIODS-W4

Type	Code
Measurement Unit	numeric
H4TO65A	65A. Have you ever used any of the following drugs? steroids, anabolic steroids or 'body building' drugs
0	no
1	yes

 H4TO65B - S23Q65B EVER USED MARIJUANA-W4

Type	Code
Measurement Unit	numeric
H4TO65B	65B. Have you ever used any of the following drugs? marijuana (hash, bhang, ganja)
0	no
1	yes

 H4TO65C - S23Q65C EVER USED COCAINE-W4

Type	Code
Measurement Unit	numeric
H4TO65C	65C. Have you ever used any of the following drugs? cocaine (crack, coca leaves)
0	no
1	yes

 H4TO65D - S23Q65D EVER USED CRYSTAL METH-W4

Type	Code
Measurement Unit	numeric
H4TO65D	65D. Have you ever used any of the following drugs? crystal meth (ice)
0	no
1	yes

 H4TO65E - S23Q65E EVER USED OTHER ILLEGAL DRUGS-W4

Type	Code
Measurement Unit	numeric
H4TO65E	65E. Have you ever used any of the following drugs? other types of illegal drugs, such as LSD, PCP, ecstasy, heroin, or mushrooms; or inhalants
0	no
1	yes

 H4TO66 - S23Q66 EVER INJECTED ILLLEGAL DRUGS-W4

Type	Code
Measurement Unit	numeric
H4TO66	66. Have you ever injected (shot up with a needle) any illegal drug, such as heroin or cocaine?



0	no
1	yes

 H4TO67 - S23Q67 NUM TIMES INJCT DRG PST 30 DYS-W4

Type	Code
Measurement Unit	numeric
H4TO67	67. During the past 30 days, how many times did you inject an illegal drug?
0	0 times
1	1 time
2	2 times
5	5 times
10	10 times
15	15 times
25	25 times
30	30 times
36	36 times
50	50 times

 H4TO68 - S23Q68 AGE WHEN 1ST USED MARIJUANA-W4

Type	Numeric (Double)
H4TO68	68. How old were you the first time you used marijuana?

 H4TO69 - S23Q69 USED MARIJUANA 5+ TIMES-W4

Type	Code
Measurement Unit	numeric
H4TO69	69. Have you used marijuana more than 5 times?
0	no
1	yes

 H4TO70 - S23Q70 NUM DAYS USED MARIJUANA PST YR-W4

Type	Code
Measurement Unit	numeric
H4TO70	70. During the past 12 months, on how many days did you use marijuana?
0	none

1	1 or 2 days in the past 12 months
2	once a month or less (3 to 12 days in the past 12 months)
3	2 or 3 days a month
4	1 or 2 days a week
5	3 to 5 days a week
6	every day or almost every day

 H4TO71 - S23Q71 NUM DAYS USE MARIJ PST 30 DYS-W4

Type	Code
Measurement Unit	numeric
H4TO71	71. During the past 30 days, on how many days did you use marijuana?
0	none
1	one day
2	2 or 3 days
3	1 day a week
4	2 days a week
5	3 to 5 days a week
6	every day or almost every day

 H4TO72 - S23Q72 USED MARIJUANA PST 24 HOURS-W4

Type	Code
Measurement Unit	numeric
H4TO72	72. Have you used marijuana in the past 24 hours?
0	no
1	yes

 H4TO73H - S23Q73H TIME LAST USED MARIJUANA-HOUR-W4

Type	Code
Measurement Unit	numeric
H4TO73H	73H. At what time did you last use marijuana? [Hour]
1	1
2	2
3	3

4	4
5	5
6	6
7	7
8	8
9	9
10	10
11	11
12	12

 H4TO73M - S23Q73H TIME LST USE MARIJUANA-MINTE-W4

Type	Numeric (Double)
H4TO73M	73M. At what time did you last use marijuana? [Minute]

 H4TO73T - S23Q73T TIME LST USE MARIJUANA-AM/PM-W4

Type	Code
Measurement Unit	numeric
H4TO73T	73T. At what time did you last use marijuana? [am/pm]
1	am
2	pm

 H4TO74 - S23Q74 TIME USE MARIJ MORE THAN NOW-W4

Type	Code
Measurement Unit	numeric
H4TO74	74. Was there ever a time when you used marijuana more than you do now?
0	no
1	yes

 H4TO75 - S23Q75 TIME USE MARIJ MOST HOW MUCH-W4

Type	Code
Measurement Unit	numeric
H4TO75	75. During the period when you used marijuana the most, did you use marijuana:
1	less than 1 day a month
2	1 day a month

3	2 to 3 days a month
4	1 day a week
5	2 days a week
6	3 to 5 days a week
7	every day or almost every day

 H4TO76 - S23Q76 MARIJUANA INTERFR W/ WORK/SCHL-W4

Type	Code
Measurement Unit	numeric
H4TO76	76. How often has your marijuana use interfered with your responsibilities at work or school?
0	never
1	1 time
2	more than 1 time

 H4TO77 - S23Q77 MARIJUANA PUT YOURSELF AT RISK-W4

Type	Code
Measurement Unit	numeric
H4TO77	77. How often have you been under the influence of marijuana when you could have gotten yourself or others hurt, or put yourself or others at risk, including unprotected sex?
0	never
1	1 time
2	more than 1 time

 H4TO78 - S23Q78 MARIJUANA CAUSE LEGAL PROB-W4

Type	Code
Measurement Unit	numeric
H4TO78	78. How often have you had legal problems because of your marijuana use, like being arrested for disturbing the peace or anything else?
0	never
1	1 time
2	more than 1 time

 H4TO79 - S23Q79 MARIJUANA CAUSE PROB W/ FAMILY-W4

Type	Code
Measurement Unit	numeric
H4TO79	79. How often have you had problems with your family, friends, or people at work or school because of your marijuana use?
0	never
1	1 time
2	more than 1 time

 H4TO80 - S23Q80 KEPT USE MARIJ WHEN CAUSE PROB-W4

Type	Code
Measurement Unit	numeric
H4TO80	80. Did you continue to use marijuana after you realized using it was causing you problems with family, friends, or people at work or school?
0	no
1	yes

 H4TO81 - S23Q81 USE MORE MARIJUANA GET EFFECT-W4

Type	Code
Measurement Unit	numeric
H4TO81	81. Have you ever found that you had to use more marijuana than you used to in order to get the effect you wanted?
0	no
1	yes

 H4TO82 - S23Q82 SPENT LOT TIME USE MARIJUANA-W4

Type	Code
Measurement Unit	numeric
H4TO82	82. Has there ever been a period when you spent a lot of time using marijuana, getting it, or getting over its effects?
0	no
1	yes

 H4TO83 - S23Q83 OFTN USE MORE MARIJUANA INTEND-W4

Type	Code
Measurement Unit	numeric
H4TO83	83. Have you often used more marijuana or used marijuana longer than you intended?

0	no
1	yes

 H4TO84 - S23Q84 EVER TRIED QUIT MARIJUANA-W4

Type	Code
Measurement Unit	numeric
H4TO84	84. Have you ever tried to quit or cut down on your use of marijuana?
0	no
1	yes

 H4TO85 - S23Q85 EVER TIME WANT QUIT MARIJ-W4

Type	Code
Measurement Unit	numeric
H4TO85	85. Has there ever been a period of time when you wanted to quit or cut down on your use of marijuana?
0	no
1	yes

 H4TO86 - S23Q86 ABLE CUT DOWN/QUIT 1 MTH MARIJ-W4

Type	Code
Measurement Unit	numeric
H4TO86	86. When you decided to cut down or quit using marijuana, were you able to do so for at least one month?
0	no
1	yes

 H4TO87 - S23Q87 NUM TIMES UNABLE TO QUIT MARIJ-W4

Type	Code
Measurement Unit	numeric
H4TO87	87. How many times have you tried but been unable to cut down or quit using marijuana for at least one month?
1	1 time
2	2 times
3	3 times
4	4 times

5	5 times
6	6 times
7	7 times
8	8 times
10	10 times
12	12 times
20	20 times
25	25 times

 H4TO88 - S23Q88 EXPER WITHDRWL SYMPT NOT MARIJ-W4

Type	Code
Measurement Unit	numeric
H4TO88	88. During the first few hours of not using marijuana, do you experience withdrawal symptoms such as craving marijuana, feeling depressed, anxious, restless or irritable, having trouble concentrating, feeling tired or weak, having trouble sleeping, or a change in appetite?
0	no
1	yes

 H4TO89 - S23Q89 KEPT MARIJU CAUSD HEALTH PROB-W4

Type	Code
Measurement Unit	numeric
H4TO89	89. Have you ever continued to use marijuana after you realized using marijuana was causing you any emotional problems (such as feeling depressed or empty, feeling irritable or aggressive, feeling paranoid or confused, feeling anxious or tense, being jumpy or easily startled) or causing you any health problems (such as persistent cough, sore throat or sinus problems, heart pounding, headaches or dizziness, or sexual difficulties)?
0	no
1	yes

 H4TO90 - S23Q90 STOP ACTVTIES INTERFER W/MARIJ-W4

Type	Code
Measurement Unit	numeric
H4TO90	90. Have you ever given up or cut down on important activities that would interfere with your marijuana use like getting together with friends or relatives, going to work or school, participating in sports, or anything else?

0	no
1	yes

 H4TO91 - S23Q91 3+ EXPER HAPPN 12 MTH MARIJ-W4

Type	Code
Measurement Unit	numeric
H4TO91	91. Did (at least three of) these experiences occur together in a 12-month period?
0	no
1	yes

 H4TO92 - S23Q92 AGE WHEN 3+ EXPER 12 MTH MARIJ-W4

Type	Numeric (Double)
H4TO92	92. How old were you when you first experienced these symptoms in the same 12 month period?

 H4TO93 - S23Q93 OTHR ILLEGAL DRUG USE MST OFTN-W4

Type	Code
Measurement Unit	numeric
H4TO93	93. Which one of these illegal drugs do you use most often?
1	MDMA (Ecstasy)
2	inhalants
3	LSD
4	heroin
5	PCP
6	other illegal drugs

 H4TO94 - S23Q94 DRUG USED MOST FREQUENTLY-W4

Type	Code
Measurement Unit	numeric
H4TO94	94. You said you have used these types of drugs (fill from list of drugs according to instructions below this question). Which one type have you used most frequently in your lifetime?
1	sedatives
2	tranquilizers
3	stimulants



4	pain killers
5	steroids
6	cocaine
7	crystal meth (ice)
8	other illegal drugs

 H4TO95 - S23Q95 OTHR DRUG USED MOST OFTEN-W4

Type	Code
Measurement Unit	numeric
H4TO95	95. Which one of these illegal drugs do you use most often?
1	MDMA (Ecstasy)
2	inhalants
3	LSD
4	heroin
5	PCP
6	other illegal drugs

 H4TO96 - S23Q96 AGE WHEN USED FAVORITE DRUG-W4

Type	Numeric (Double)
H4TO96	96. How old were you the first time you used {favorite drug}?

 H4TO97 - S23Q97 USE FAV DRUG MORE THAN 5 TIMES-W4

Type	Code
Measurement Unit	numeric
H4TO97	97. Have you used {favorite drug} more than 5 times in your lifetime?
0	no
1	yes

 H4TO98 - S23Q98 NUM DYS FAV DRUG PST 12 MTHS-W4

Type	Code
Measurement Unit	numeric
H4TO98	98. During the past 12 months, on how many days did you use {favorite drug}?
0	none
1	1 or 2 days in the past 12 months

2	once a month or less (3 to 12 days in the past 12 months)
3	2 or 3 days a month
4	1 or 2 days a week
5	3 to 5 days a week
6	every day or almost every day

 H4TO99 - S23Q99 NUM DYS USE FAV DRG PST 30 DYS-W4

Type	Code
Measurement Unit	numeric
H4TO99	99. During the past 30 days, on how many days did you use {favorite drug}?
0	none
1	one day
2	2 or 3 days
3	1 day a week
4	2 days a week
5	3 to 5 days a week
6	every day or almost every day

 H4TO100 - S23Q100 USED FAV DRUG PST 24 HRS-W4

Type	Code
Measurement Unit	numeric
H4TO100	100. Have you used {favorite drug} within the past 24 hours?
0	no
1	yes

 H4TO101H - S23Q101H TIME LAST USED FAV DRUG-HOUR-W4

Type	Code
Measurement Unit	numeric
H4TO101H	101H. At what time did you last use {favorite drug}? [Hour]
1	1
2	2
3	3
4	4

5	5
6	6
7	7
8	8
9	9
10	10
11	11
12	12

 H4TO101M - S23Q101M TIME LAST USED FAV DRUG-MIN-W4

Type	Code
Measurement Unit	numeric
H4TO101M	101M. At what time did you last use {favorite drug}? [Minute]
0	0
1	1
2	2
5	5
9	9
10	10
11	11
12	12
15	15
20	20
22	22
24	24
30	30
34	34
35	35
45	45

 H4TO101T - S23Q101T TIME LAST USD FAV DRUG-AM/PM-W4

Type	Code
------	------

Measurement Unit	numeric
H4TO101T	101T. At what time did you last use {favorite drug}? [am/pm]
1	am
2	pm

 H4TO102 - S23Q102 TIME USE FAV DRUG MOR THN NOW-W4

Type	Code
Measurement Unit	numeric
H4TO102	102. Was there ever a time when you used {favorite drug} more than you do now?
0	no
1	yes

 H4TO103 - S23Q103 TIME USE FAV DRG MST HOW OFTN-W4

Type	Code
Measurement Unit	numeric
H4TO103	103. During the period when you used {favorite drug} the most, did you use {favorite drug}:
1	less than 1 day a month
2	1 day a month
3	2 to 3 a month
4	1 day a week
5	2 days a week
6	3 to 5 days a week
7	every day or almost every day

 H4TO104 - S23Q104 FAV DRUG INTERFER WORK/SCHL-W4

Type	Code
Measurement Unit	numeric
H4TO104	104. How often has your {favorite drug} use interfered with your responsibilities at work or school?
0	never
1	1 time
2	more than 1 time

 H4TO105 - S23Q105 FAV DRUG PUT YOURSELF AT RISK-W4

Type	Code
Measurement Unit	numeric
H4TO105	105. How often have you been under the influence of {favorite drug} when you could have gotten yourself or others hurt, or put yourself or others at risk, including unprotected sex?
0	never
1	1 time
2	more than 1 time

 H4TO106 - S23Q106 FAV DRUG CAUSE LEGAL PROB-W4

Type	Code
Measurement Unit	numeric
H4TO106	106. How often have you had legal problems because of your {favorite drug} use, like being arrested for disturbing the peace or anything else?
0	never
1	1 time
2	more than 1 time

 H4TO107 - S23Q107 FAV DRUG CAUSE PROB W/ FAMILY-W4

Type	Code
Measurement Unit	numeric
H4TO107	107. How often have you had problems with your family, friends, or people at work or school because of your {favorite drug} use?
0	never
1	1 time
2	more than 1 time

 H4TO108 - S23Q108 KEPT FAV DRUG WHEN PROB W/FAM-W4

Type	Code
Measurement Unit	numeric
H4TO108	108. Did you continue to use {favorite drug} after you realized using it was causing you problems with family, friends, or people at work or school?
0	no
1	yes

 H4TO109 - S23Q109 NEED MORE FAV DRUG GET EFFECT-W4

Type	Code
Measurement Unit	numeric
H4TO109	109. Have you ever found that you had to use more {favorite drug} than you used to in order to get the effect you wanted?
0	no
1	yes

 H4TO110 - S23Q110 SPENT LOT TIME USING FAV DRUG-W4

Type	Code
Measurement Unit	numeric
H4TO110	110. Has there ever been a period when you spent a lot of time using {favorite drug}, getting it, or getting over its effects?
0	no
1	yes

 H4TO111 - S23Q111 OFTN USE MORE FAV DRUG INTEND-W4

Type	Code
Measurement Unit	numeric
H4TO111	111. Have you often used more {favorite drug} or used {favorite drug} longer than you intended?
0	no
1	yes

 H4TO112 - S23Q112 EVER TRIED QUIT FAV DRUG-W4

Type	Code
Measurement Unit	numeric
H4TO112	112. Have you ever tried to quit or cut down on your use of {favorite drug}?
0	no
1	yes

 H4TO113 - S23Q113 EVER TIME WANT QUIT FAV DRUG-W4

Type	Code
Measurement Unit	numeric
H4TO113	113. Has there ever been a period of time when you wanted to quit or cut down on your use of {favorite drug}?

0	no
1	yes

 H4TO114 - S23Q114 ABLE TO QUIT 1 MTH FAV DRUG-W4

Type	Code
Measurement Unit	numeric
H4TO114	114. When you decided to cut down or quit using {favorite drug}, were you able to do so for at least one month?
0	no
1	yes

 H4TO115 - S23Q115 NUM TIME UNABLE QUIT FAV DRUG-W4

Type	Code
Measurement Unit	numeric
H4TO115	115. How many times have you tried but been unable to cut down or quit using {favorite drug} for at least one month?
1	1 time
2	2 times
3	3 times
4	4 times
5	5 times
6	6 times
7	7 times
8	8 times
9	9 times
10	10 times
12	12 times
13	13 times
20	20 times
22	22 times
25	25 times

 H4TO116 - S23Q116 EXPER WITHDRWL SYMPT NO DRUG-W4

Type	Code
------	------

Measurement Unit	numeric
H4TO116	116. During the first few hours of not using {favorite drug}, do you experience one or more withdrawal symptoms such as craving {favorite drug} , feeling depressed, anxious, restless or irritable, having trouble concentrating, feeling tired or weak, having trouble sleeping, or a change in appetite?
0	no
1	yes

 H4TO117 - S23Q117 KEPT USE DRUG CAUSE HLTH PROB-W4

Type	Code
Measurement Unit	numeric
H4TO117	117. Have you ever continued to use {favorite drug} after you realized using {favorite drug} was causing you any emotional problems (such as feeling depressed or empty, feeling irritable or aggressive, feeling paranoid or confused, feeling anxious or tense, being jumpy or easily startled) or causing you any health problems (such as heart pounding, headaches or dizziness, or sexual difficulties)?
0	no
1	yes

 H4TO118 - S23Q118 STOP ACTVTIES INTERFER W/DRUG-W4

Type	Code
Measurement Unit	numeric
H4TO118	118. Have you ever given up or cut down on important activities that would interfere with your {favorite drug} use like getting together with friends or relatives, going to work or school, participating in sports, or anything else?
0	no
1	yes

 H4TO119 - S23Q119 3+ EXPER HAPPEN 12 MTH DRUG-W4

Type	Code
Measurement Unit	numeric
H4TO119	119. Did (at least three of) these experiences occur together in a 12-month period?
0	no
1	yes

 H4TO120 - S23Q120 AGE WHEN 3+ EXPER 12 MTH DRUG-W4



Type	Numeric (Double)
H4TO120	120. How old were you when you first experienced these symptoms in the same 12 month period?

 H4MA1 - S24Q1 BEF 18 OFTEN FELT HURT/UNLOVED-W4

Type	Code
Measurement Unit	numeric
H4MA1	1. Before your 18th birthday, how often did a parent or other adult caregiver say things that really hurt your feelings or made you feel like you were not wanted or loved?
1	one time
2	two times
3	three to five times
4	six to ten times
5	more than ten times
6	this has never happened

 H4MA2 - S24Q2 AGE 1ST TX FELT HURT/UNLOVED-W4

Type	Numeric (Double)
H4MA2	2. How old were you the first time this happened?

 H4MA3 - S24Q3 BEF 18 TIMES HIT/KICK/THROWN-W4

Type	Code
Measurement Unit	numeric
H4MA3	3. Before your 18th birthday, how often did a parent or adult caregiver hit you with a fist, kick you, or throw you down on the floor, into a wall, or down stairs?
1	one time
2	two times
3	three to five times
4	six to ten times
5	more than ten times
6	this has never happened

 H4MA4 - S24Q4 AGE 1ST TX HIT/KICK/THROWN-W4

Type	Numeric (Double)
------	------------------

H4MA4	4. How old were you the first time this happened?
-------	---

 H4MA5 - S24Q5 BEF 18 OFTEN TOUCH SEXUAL WAY-W4

Type	Code
Measurement Unit	numeric
H4MA5	5. How often did a parent or other adult caregiver touch you in a sexual way, force you to touch him or her in a sexual way, or force you to have sexual relations?
1	one time
2	two times
3	three to five times
4	six to ten times
5	more than ten times
6	this has never happened

 H4MA6 - S24Q6 AGE 1ST TX TOUCH SEXUAL WAY-W4

Type	Numeric (Double)
H4MA6	6. How old were you the first time this happened?

 H4DA1 - S25Q1 HRS/WK WATCH TV/VIDEOS-W4

Type	Numeric (Double)
H4DA1	1. In the past seven days, how many hours did you watch television or videos, including VHS, DVDs or music videos?

 H4DA2 - S25Q2 BIKE/SKATEBRD/DANCE/HIKE/HUNT-W4

Type	Code
Measurement Unit	numeric
H4DA2	2. In the past seven days, how many times did you bicycle, skateboard, dance, hike, hunt, or do yard work?
0	not at all
1	1 time
2	2 times
3	3 times
4	4 times
5	5 times
6	6 times

7	7 or more times
---	-----------------

 H4DA3 - S25Q3 ROLR BLADE/SKATE/SKI/AEROBICS-W4

Type	Code
Measurement Unit	numeric
H4DA3	3. In the past seven days, how many times did you roller blade, roller skate, downhill ski, snow board, play racquet sports, or do aerobics?
0	not at all
1	1 time
2	2 times
3	3 times
4	4 times
5	5 times
6	6 times
7	7 or more times

 H4DA4 - S25Q4 PLAY A STRENUOUS SPORT-W4

Type	Code
Measurement Unit	numeric
H4DA4	4. In the past seven days, how many times did you participate in strenuous team sports such as football, soccer, basketball, lacrosse, rugby, field hockey, or ice hockey?
0	not at all
1	1 time
2	2 times
3	3 times
4	4 times
5	5 times
6	6 times
7	7 or more times

 H4DA5 - S25Q5 PLAY INDIVIDUAL SPORT-W4

Type	Code
Measurement Unit	numeric

H4DA5	5. In the past seven days, how many times did you participate in individual sports such as running, wrestling, swimming, cross-country skiing, cycle racing, or martial arts?
0	not at all
1	1 time
2	2 times
3	3 times
4	4 times
5	5 times
6	6 times
7	7 or more times

 H4DA6 - S25Q6 GYMNSTC/WT LIFT/STRENGTH-W4

Type	Code
Measurement Unit	numeric
H4DA6	6. In the past seven days, how many times did you participate in gymnastics, weight lifting, or strength training?
0	not at all
1	1 time
2	2 times
3	3 times
4	4 times
5	5 times
6	6 times
7	7 or more times


 H4DA7 - S25Q7 PLAY GOLF/FISH/BOWL/BASEBALL-W4

Type	Code
Measurement Unit	numeric
H4DA7	7. In the past seven days, how many times did you play golf, go fishing or bowling, or play softball or baseball?
0	not at all
1	1 time
2	2 times

3	3 times
4	4 times
5	5 times
6	6 times
7	7 or more times

 H4DA8 - S25Q8 WALK FOR EXERCISE-W4


Type	Code
Measurement Unit	numeric
H4DA8	8. In the past seven days, how many times did you walk for exercise?
0	not at all
1	1 time
2	2 times
3	3 times
4	4 times
5	5 times
6	6 times
7	7 or more times

 H4DA9 - S25Q9 LAST 7 DAYS-TYP PHYS ACTIV-W4

Type	Code
Measurement Unit	numeric
H4DA9	9. Were the past seven days typical in terms of your physical activity?
0	no
1	yes

 H4DA10 - S25Q10 GEN MORE/LESS ACTIVE LAST WEEK-W4

Type	Code
Measurement Unit	numeric
H4DA10	10. Are you generally more active or less active than you were in the past seven days?
1	more active
2	less active

 H4DA11 - S25Q11 LAST 24 HRS VIGOROUS PHYS ACT-W4

Type	Code
Measurement Unit	numeric
H4DA11	11. In the past 24 hours, have you participated in vigorous physical activity long enough to work up a sweat, get your heart thumping, or get out of breath?
0	no
1	yes

 H4DA12H - S25Q12H HOUR LAST VIGOROUS PHYS ACT-W4

Type	Code
Measurement Unit	numeric
H4DA12H	12H. At what time in the past 24 hours did you last finish participating in vigorous physical activity? [Hour]
1	1
2	2
3	3
4	4
5	5
6	6
7	7
8	8
9	9
10	10
11	11
12	12


 H4DA12M - S25Q12M MINUTE LAST VIGOROUS PHYS ACT-W4

Type	Numeric (Double)
H4DA12M	12M. At what time in the past 24 hours did you last finish participating in vigorous physical activity? [minute]

 H4DA12T - S25Q12T AM/PM LAST VIGOROUS PHYS ACT-W4

Type	Code
Measurement Unit	numeric

H4DA12T	12T. At what time in the past 24 hours did you last finish participating in vigorous physical activity? [am/pm]
1	am
2	pm

 H4DA13 - S25Q13 AVG NO TXS/WK USE FITNESS CTR-W4

Type	Code
Measurement Unit	numeric
H4DA13	13. On the average, how many times per week do you use a physical fitness or recreation center in your neighborhood?
0	not at all
1	1 time
2	2 times
3	3 times
4	4 times
5	5 times
6	6 times
7	7 or more times

 H4DA14 - S25Q14 DAILY COMMUTE TIME TO WRK/SCHL-W4

Type	Numeric (Double)
H4DA14	14. How many minutes does it take you to get from your home to your (primary place of work/school)?

 H4DA15A - S25Q15A WORK/SCHOOL TRANSPORT-CAR-W4

Type	Code
Measurement Unit	numeric
H4DA15A	15A. How do you get to and from your (primary place of work/school)? Select as many kinds as you use. car
0	not selected
1	selected

 H4DA15B - S25Q15B WORK/SCHOOL TRNSPRT-PUB TRNSP-W4

Type	Code
Measurement Unit	numeric

H4DA15B	15B. How do you get to and from your (primary place of work/school)? Select as many kinds as you use. Public transportation (bus, train, subway)
0	not selected
1	selected

 H4DA15C - S25Q15C WORK/SCHOOL TRANSPORT-WALK-W4

Type	Code
Measurement Unit	numeric
H4DA15C	15C. How do you get to and from your (primary place of work/school)? Select as many kinds as you use. walking
0	not selected
1	selected

 H4DA15D - S25Q15D WORK/SCHOOL TRANSPORT-BIKE-W4

Type	Code
Measurement Unit	numeric
H4DA15D	15D. How do you get to and from your (primary place of work/school)? Select as many kinds as you use. bicycle
0	not selected
1	selected

 H4DA15E - S25Q15E WORK/SCHOOL TRANSPORT-NONE-W4

Type	Code
Measurement Unit	numeric
H4DA15E	15E. How do you get to and from your (primary place of work/school)? Select as many kinds as you use. none of the above
0	not selected
1	selected

 H4DA16 - S25Q16 LIKELY USE SUNSCREEN/SUNBLOCK-W4

Type	Code
Measurement Unit	numeric
H4DA16	16. When you go outside on a sunny day for more than one hour, how likely are you to use sunscreen or sunblock?
1	very likely
2	somewhat likely



3	unlikely
---	----------

 H4DA17 - S25Q17 NUMBER HRS IN SUN IN SUMMER-W4

Type	Numeric (Double)
H4DA17	17. During a typical summer week, how many hours do you spend outdoors in the sun during the day?

 H4DA18 - S25Q18 TXS IN LIFE HAD SEVERE SUNBURN-W4

Type	Code
Measurement Unit	numeric
H4DA18	18. How many times in your life have you had a sunburn that blistered?
1	0 times
2	1 time
3	2 or 3 times
4	4 or 5 times
5	more than 5 times

 H4DA19 - S25Q19 OWN A COMPUTER-W4

Type	Code
Measurement Unit	numeric
H4DA19	19. Do you own a computer?
0	no
1	yes

 H4DA20 - S25Q20 HAVE ACCESS TO A COMPUTER-W4

Type	Code
Measurement Unit	numeric
H4DA20	20. Do you have access to a computer, for example at a library, school, or work?
0	no
1	yes

 H4DA21 - S25Q21 HAVE AN E-MAIL ACCOUNT-W4

Type	Code
Measurement Unit	numeric
H4DA21	21. Do you have an email account?

0	no
1	yes

 H4DA22 - S25Q22 HRS/WK SPEND ON INTERNET-W4

Type	Numeric (Double)
H4DA22	22. In the past seven days, how many hours did you spend using the Internet, for example, accessing your email or using the web? Do not count internet use for work or school.

 H4DA23 - S25Q23 HRS/WK PLAY COMPUTER GAMES-W4

Type	Numeric (Double)
H4DA23	23. In the past seven days, how many hours did you spend playing video or computer games, or using a computer? Do not count internet use for work or school.

 H4DA24 - S25Q24 EVER GAMBLED FOR MONEY-W4

Type	Code
Measurement Unit	numeric
H4DA24	24. Have you ever bought lottery tickets, played video games or slot machines for money, bet on horses or sporting events, or taken part in any other kinds of gambling for money?
0	no
1	yes

 H4DA25 - S25Q25 GAMBLING FINANC/RELAT PROBLEMS-W4

Type	Code
Measurement Unit	numeric
H4DA25	25. Has your gambling ever caused serious financial problems or problems in your relationships with any of your family members or friends?
0	no
1	yes

 H4DA26 - S25Q26 HRS OF VOLUNTEER SVC LAST YR-W4

Type	Code
Measurement Unit	numeric
H4DA26	26. In the past 12 months, how many hours did you spend on volunteer or community service work?
1	0 hours

2	1 to 19 hours
3	20 to 39 hours
4	40 to 79 hours
5	80 to 159 hours
6	160 hours or more

 H4DA27 - S25Q27 OFTEN VOTE LOC/STATE ELECTIONS-W4

Type	Code
Measurement Unit	numeric
H4DA27	27. How often do you usually vote in local or statewide elections?
1	never
2	sometimes
3	often
4	always

 H4DA28 - S25Q28 CONSIDER CONSERV/LIBERAL/MIDDL-W4

Type	Code
Measurement Unit	numeric
H4DA28	28. In terms of politics, do you consider yourself very conservative, conservative, middle-of-the-road, liberal, or very liberal?
1	very conservative
2	conservative
3	middle-of-the-road
4	liberal
5	very liberal

 H4PE1 - S26Q1 I AM THE LIFE OF THE PARTY-W4

Type	Code
Measurement Unit	numeric
H4PE1	1. How much do you agree with each statement about you as you generally are now, not as you wish to be in the future? I am the life of the party.
1	strongly agree
2	agree
3	neither agree nor disagree

4	disagree
5	strongly disagree

 H4PE2 - S26Q2 SYMPATHIZE W/ OTHERS' FEELINGS-W4

Type	Code
Measurement Unit	numeric
H4PE2	2. How much do you agree with each statement about you as you generally are now, not as you wish to be in the future? I sympathize with others' feelings.
1	strongly agree
2	agree
3	neither agree nor disagree
4	disagree
5	strongly disagree

 H4PE3 - S26Q3 GET CHORES DONE RIGHT AWAY-W4

Type	Code
Measurement Unit	numeric
H4PE3	3. How much do you agree with each statement about you as you generally are now, not as you wish to be in the future? I get chores done right away.
1	strongly agree
2	agree
3	neither agree nor disagree
4	disagree
5	strongly disagree

 H4PE4 - S26Q4 HAVE FREQUENT MOOD SWINGS-W4

Type	Code
Measurement Unit	numeric
H4PE4	4. How much do you agree with each statement about you as you generally are now, not as you wish to be in the future? I have frequent mood swings.
1	strongly agree
2	agree
3	neither agree nor disagree
4	disagree

5	strongly disagree
---	-------------------

 H4PE5 - S26Q5 HAVE VIVID IMAGINATION-W4

Type	Code
Measurement Unit	numeric
H4PE5	5. How much do you agree with each statement about you as you generally are now, not as you wish to be in the future? I have a vivid imagination.
1	strongly agree
2	agree
3	neither agree nor disagree
4	disagree
5	strongly disagree

 H4PE6 - S26Q6 WORRY ABOUT THINGS-W4

Type	Code
Measurement Unit	numeric
H4PE6	6. How much do you agree with each statement about you as you generally are now, not as you wish to be in the future? I worry about things.
1	strongly agree
2	agree
3	neither agree nor disagree
4	disagree
5	strongly disagree

 H4PE7 - S26Q7 ALWAYS OPTIMISTIC ABOUT FUTURE-W4

Type	Code
Measurement Unit	numeric
H4PE7	7. How much do you agree with each statement about you as you generally are now, not as you wish to be in the future? I'm always optimistic about my future.
1	strongly agree
2	agree
3	neither agree nor disagree
4	disagree
5	strongly disagree

 H4PE8 - S26Q8 GET ANGRY EASILY-W4

Type	Code
Measurement Unit	numeric
H4PE8	8. How much do you agree with each statement about you as you generally are now, not as you wish to be in the future? I get angry easily.
1	strongly agree
2	agree
3	neither agree nor disagree
4	disagree
5	strongly disagree

 H4PE9 - S26Q9 DO NOT TALK A LOT-W4

Type	Code
Measurement Unit	numeric
H4PE9	9. How much do you agree with each statement about you as you generally are now, not as you wish to be in the future? I don't talk a lot.
1	strongly agree
2	agree
3	neither agree nor disagree
4	disagree
5	strongly disagree

 H4PE10 - S26Q10 DISINTEREST IN OTHERS' PROBLMS-W4

Type	Code
Measurement Unit	numeric
H4PE10	10. How much do you agree with each statement about you as you generally are now, not as you wish to be in the future? I am not interested in other people's problems.
1	strongly agree
2	agree
3	neither agree nor disagree
4	disagree
5	strongly disagree

 H4PE11 - S26Q11 FORGET RETURN THINGS PROPERLY-W4

Type	Code
Measurement Unit	numeric
H4PE11	11. How much do you agree with each statement about you as you generally are now, not as you wish to be in the future? I often forget to put things back in their proper place.
1	strongly agree
2	agree
3	neither agree nor disagree
4	disagree
5	strongly disagree

 H4PE12 - S26Q12 RELAXED MOST OF THE TIME-W4

Type	Code
Measurement Unit	numeric
H4PE12	12. How much do you agree with each statement about you as you generally are now, not as you wish to be in the future? I am relaxed most of the time.
1	strongly agree
2	agree
3	neither agree nor disagree
4	disagree
5	strongly disagree

 H4PE13 - S26Q13 NOT INTERESTED ABSTRACT IDEAS-W4

Type	Code
Measurement Unit	numeric
H4PE13	13. How much do you agree with each statement about you as you generally are now, not as you wish to be in the future? I am not interested in abstract ideas.
1	strongly agree
2	agree
3	neither agree nor disagree
4	disagree
5	strongly disagree

 H4PE14 - S26Q14 NOT EASILY BOTHERED BY THINGS-W4

Type	Code
Measurement Unit	numeric
H4PE14	14. How much do you agree with each statement about you as you generally are now, not as you wish to be in the future? I am not easily bothered by things.
1	strongly agree
2	agree
3	neither agree nor disagree
4	disagree
5	strongly disagree

 H4PE15 - S26Q15 DO NOT EXPECT THINGS MY WAY-W4

Type	Code
Measurement Unit	numeric
H4PE15	15. How much do you agree with each statement about you as you generally are now, not as you wish to be in the future? I hardly ever expect things to go my way.
1	strongly agree
2	agree
3	neither agree nor disagree
4	disagree
5	strongly disagree

 H4PE16 - S26Q16 RARELY GET IRRITATED-W4

Type	Code
Measurement Unit	numeric
H4PE16	16. How much do you agree with each statement about you as you generally are now, not as you wish to be in the future? I rarely get irritated.
1	strongly agree
2	agree
3	neither agree nor disagree
4	disagree
5	strongly disagree

 H4PE17 - S26Q17 SOCIALIZE FREELY AT PARTIES-W4



Type	Code	
Measurement Unit	numeric	
H4PE17	17. How much do you agree with each statement about you as you generally are now, not as you wish to be in the future? I talk to a lot of different people at parties.	
	1	strongly agree
	2	agree
	3	neither agree nor disagree
	4	disagree
	5	strongly disagree

 H4PE18 - S26Q18 FEEL OTHERS' EMOTIONS-W4

Type	Code	
Measurement Unit	numeric	
H4PE18	18. How much do you agree with each statement about you as you generally are now, not as you wish to be in the future? I feel others' emotions.	
	1	strongly agree
	2	agree
	3	neither agree nor disagree
	4	disagree
	5	strongly disagree

 H4PE19 - S26Q19 I LIKE ORDER-W4

Type	Code	
Measurement Unit	numeric	
H4PE19	19. How much do you agree with each statement about you as you generally are now, not as you wish to be in the future? I like order.	
	1	strongly agree
	2	agree
	3	neither agree nor disagree
	4	disagree
	5	strongly disagree

 H4PE20 - S26Q20 I GET UPSET EASILY-W4

Type	Code	
------	------	--

Measurement Unit	numeric
H4PE20	20. How much do you agree with each statement about you as you generally are now, not as you wish to be in the future? I get upset easily.
1	strongly agree
2	agree
3	neither agree nor disagree
4	disagree
5	strongly disagree

 H4PE21 - S26Q21 ABSTRACT CONCEPTS HARD TO GET-W4

Type	Code
Measurement Unit	numeric
H4PE21	21. How much do you agree with each statement about you as you generally are now, not as you wish to be in the future? I have difficulty understanding abstract ideas.
1	strongly agree
2	agree
3	neither agree nor disagree
4	disagree
5	strongly disagree

 H4PE22 - S26Q22 I GET STRESSED OUT EASILY-W4

Type	Code
Measurement Unit	numeric
H4PE22	22. How much do you agree with each statement about you as you generally are now, not as you wish to be in the future? I get stressed out easily.
1	strongly agree
2	agree
3	neither agree nor disagree
4	disagree
5	strongly disagree

 H4PE23 - S26Q23 EXPECT MORE GOOD THAN BAD-W4

Type	Code
Measurement Unit	numeric

H4PE23	23. How much do you agree with each statement about you as you generally are now, not as you wish to be in the future? Overall, I expect more good things to happen to me than bad.
1	strongly agree
2	agree
3	neither agree nor disagree
4	disagree
5	strongly disagree

 H4PE24 - S26Q24 | LOSE MY TEMPER-W4

Type	Code
Measurement Unit	numeric
H4PE24	24. How much do you agree with each statement about you as you generally are now, not as you wish to be in the future? I lose my temper.
1	strongly agree
2	agree
3	neither agree nor disagree
4	disagree
5	strongly disagree

 H4PE25 - S26Q25 | KEEP IN THE BACKGROUND-W4

Type	Code
Measurement Unit	numeric
H4PE25	25. How much do you agree with each statement about you as you generally are now, not as you wish to be in the future? I keep in the background.
1	strongly agree
2	agree
3	neither agree nor disagree
4	disagree
5	strongly disagree

 H4PE26 - S26Q26 UNINTERESTED IN OTHERS-W4

Type	Code
Measurement Unit	numeric

H4PE26	26. How much do you agree with each statement about you as you generally are now, not as you wish to be in the future? I am not really interested in others.
1	strongly agree
2	agree
3	neither agree nor disagree
4	disagree
5	strongly disagree

 H4PE27 - S26Q27 I MAKE A MESS OF THINGS-W4

Type	Code
Measurement Unit	numeric
H4PE27	27. How much do you agree with each statement about you as you generally are now, not as you wish to be in the future? I make a mess of things.
1	strongly agree
2	agree
3	neither agree nor disagree
4	disagree
5	strongly disagree

 H4PE28 - S26Q28 I SELDOM FEEL BLUE-W4

Type	Code
Measurement Unit	numeric
H4PE28	28. How much do you agree with each statement about you as you generally are now, not as you wish to be in the future? I seldom feel blue.
1	strongly agree
2	agree
3	neither agree nor disagree
4	disagree
5	strongly disagree

 H4PE29 - S26Q29 LACK GOOD IMAGINATION-W4

Type	Code
Measurement Unit	numeric

H4PE29	29. How much do you agree with each statement about you as you generally are now, not as you wish to be in the future? I do not have a good imagination.
1	strongly agree
2	agree
3	neither agree nor disagree
4	disagree
5	strongly disagree

 H4PE30 - S26Q30 DO NOT WORRY ABOUT PAST-W4

Type	Code
Measurement Unit	numeric
H4PE30	30. How much do you agree with each statement about you as you generally are now, not as you wish to be in the future? I don't worry about things that have already happened.
1	strongly agree
2	agree
3	neither agree nor disagree
4	disagree
5	strongly disagree

 H4PE31 - S26Q31 RARELY EXPECT GOOD HAPPN TO ME-W4

Type	Code
Measurement Unit	numeric
H4PE31	31. How much do you agree with each statement about you as you generally are now, not as you wish to be in the future? I rarely count on good things happening to me.
1	strongly agree
2	agree
3	neither agree nor disagree
4	disagree
5	strongly disagree

 H4PE32 - S26Q32 I KEEP MY COOL-W4

Type	Code
------	------

Measurement Unit	numeric
H4PE32	32. How much do you agree with each statement about you as you generally are now, not as you wish to be in the future? I keep my cool.
1	strongly agree
2	agree
3	neither agree nor disagree
4	disagree
5	strongly disagree

 H4PE33 - S26Q33 AVOID CONFRONTING PROBLEMS-W4

Type	Code
Measurement Unit	numeric
H4PE33	33. How much do you agree with each statement about you as you generally are now, not as you wish to be in the future? I go out of my way to avoid having to deal with problems in my life.
1	strongly agree
2	agree
3	neither agree nor disagree
4	disagree
5	strongly disagree

 H4PE34 - S26Q34 RELY ON GUT FEELINGS DECISIONS-W4

Type	Code
Measurement Unit	numeric
H4PE34	34. How much do you agree with each statement about you as you generally are now, not as you wish to be in the future? When making a decision, I go with my "gut feeling" and don't think much about the consequences of each alternative
1	strongly agree
2	agree
3	neither agree nor disagree
4	disagree
5	strongly disagree

 H4PE35 - S26Q35 LIKE TO TAKE RISKS-W4

Type	Code
Measurement Unit	numeric
H4PE35	35. How much do you agree with each statement about you as you generally are now, not as you wish to be in the future? I like to take risks
1	strongly agree
2	agree
3	neither agree nor disagree
4	disagree
5	strongly disagree

 H4PE36 - S26Q36 LIVE W/O THOUGHT FOR FUTURE-W4

Type	Code
Measurement Unit	numeric
H4PE36	36. How much do you agree with each statement about you as you generally are now, not as you wish to be in the future? I live my life without much thought for the future
1	strongly agree
2	agree
3	neither agree nor disagree
4	disagree
5	strongly disagree

 H4PE37 - S26Q37 LOW ABILITY CHANGE IMP THINGS-W4

Type	Code
Measurement Unit	numeric
H4PE37	37. How much do you agree or disagree with the following statement? There is little I can do to change the important things in my life.
1	strongly agree
2	agree
3	neither agree nor disagree
4	disagree
5	strongly disagree

 H4PE38 - S26Q38 MOST LIMITS SET BY OTHERS-W4

Type	Code
------	------

Measurement Unit	numeric
H4PE38	38. How much do you agree or disagree with the following statement? Other people determine most of what I can and cannot do.
1	strongly agree
2	agree
3	neither agree nor disagree
4	disagree
5	strongly disagree

 H4PE39 - S26Q39 MUCH INTERFERENCE W/MY WANTS-W4

Type	Code
Measurement Unit	numeric
H4PE39	39. How much do you agree or disagree with the following statement? There are many things that interfere with what I want to do.
1	strongly agree
2	agree
3	neither agree nor disagree
4	disagree
5	strongly disagree

 H4PE40 - S26Q40 LOW CONTRL EVENTS HAPPEN TO ME-W4

Type	Code
Measurement Unit	numeric
H4PE40	40. How much do you agree or disagree with the following statement? I have little control over the things that happen to me.
1	strongly agree
2	agree
3	neither agree nor disagree
4	disagree
5	strongly disagree

 H4PE41 - S26Q41 IMPOSSIBLE TO SOLVE MY PROBLMS-W4

Type	Code
Measurement Unit	numeric



H4PE41	41. How much do you agree or disagree with the following statement? There is really no way I can solve the problems I have.	
	1	strongly agree
	2	agree
	3	neither agree nor disagree
	4	disagree
	5	strongly disagree

H4CMONTH - S27 COLLECTION DATE: MONTH -W4		
Type	Code	
Measurement Unit	numeric	
H4CMONTH	Biospecimen Collection Date - Month	
	1	January
	2	February
	3	March
	4	April
	5	May
	6	June
	7	July
	8	August
	9	September
	10	October
	11	November
	12	December

H4CDAY - S27 COLLECTION DATE: DAY -W4		
Type	Numeric (Double)	
H4CDAY	Biospecimen Collection Date - Day	

H4CYEAR - S27 COLLECTION DATE: YEAR -W4		
Type	Code	
Measurement Unit	numeric	
H4CYEAR	Biospecimen Collection Date - Year	
	2007	2007

2008	2008
2009	2009

 H4ARM - S27 WHICH ARM FOR BP -W4

Type	Code
Measurement Unit	numeric
H4ARM	Which Arm For Blood Pressure Measurement
1	right
2	left

 H4CUFF - S27 CUFF SIZE FOR BP -W4

Type	Code
Measurement Unit	numeric
H4CUFF	Cuff Size
1	adult
2	large adult
3	large adult, but exceeds large adult cuff

 H4CUFFLG - S27 ARM CIRC IN PRETEST 12-12.75 IN-W4

Type	Code
Measurement Unit	numeric
H4CUFFLG	Arm Circumference Measured 12-12.75 Inches In Pretest
0	no
1	yes

 H4SBP - S27 SYSTOLIC BLOOD PRESSURE-W4

Type	Numeric (Double)
H4SBP	Systolic Blood pressure

 H4DBP - S27 DIASTOLIC BLOOD PRESSURE -W4

Type	Numeric (Double)
H4DBP	Diastolic Blood Pressure

 H4BPCLS - S27 BLOOD PRESSURE CLASS -W4

Type	Code
Measurement Unit	numeric

H4BPCLS		Blood Pressure Classification
1	normal: systolic <120, diastolic <80	
2	prehypertension: systolic 120-139 or diastolic 80-89	
3	hypertension I: systolic 140-159 or diastolic 90-99	
4	hypertension II: systolic 160+ or diastolic 100+	

 H4BPFLG - S27 # OF BLOOD PRESSURE MEASURES-W4

Type	Code
Measurement Unit	numeric
H4BPFLG	
Number of Blood Pressures Used to Create Single Variable	
1	measures 2 & 3
2	measure 3 only
3	measure 2 only
4	measure 1 only
5	no measures

 H4PR - S27 PULSE RATE -W4

Type	Numeric (Double)
H4PR	Pulse Rate

 H4PP - S27 PULSE PRESSURE -W4

Type	Numeric (Double)
H4PP	Pulse Pressure

 H4MAP - S27 MEAN ARTERIAL PRESSURE-W4

Type	Numeric (Double)
H4MAP	Mean Arterial Pressure

 H4HGT - S27 MEASURED HEIGHT (CM)-W4

Type	Numeric (Double)
H4HGT	Measured Height [cm]

 H4WGT - S27 MEASURED WEIGHT (KG)-W4

Type	Numeric (Double)
H4WGT	Measured Weight [kg]

 H4WTLBS - S27 FLAG-WGT CHANGED FROM LBS TO KG-W4

Type	Code
Measurement Unit	numeric
H4WTLBS	Flag Indicating Weight was Incorrectly Measured in lbs and was Converted to kg
0	no
1	yes

 H4BMI - S27 BMI -W4

Type	Code
Measurement Unit	Numeric (Double)
H4BMI	Body Mass Index

 H4BMICLS - S27 BMI CLASS -W4

Type	Code
Measurement Unit	numeric
H4BMICLS	Body Mass Index Classification
1	underweight: <18.5
2	normal 18.5-<25
3	overweight: 25-<30
4	obese I: 30-<35
5	obese II: 35-<40
6	obese III: 40+
88	over limit
89	weight inconsistent with height, waist and sex

 H4WAIST - S27 MEASURED WAIST (CM) -W4

Type	Code
Measurement Unit	Numeric (Double)
H4WAIST	Measured Waist (cm)


 H4IR1 - S28Q1 PHYSICAL ATTRACTIVENESS OF R-W4

Type	Code
Measurement Unit	numeric
H4IR1	1. How physically attractive is the respondent?
1	very unattractive
2	unattractive

3	about average
4	attractive
5	very attractive

 H4IR2 - S28Q2 PERSONALITY ATTRACTIVENESS OF R-W4

Type	Code
Measurement Unit	numeric
H4IR2	2. How attractive is the respondent's personality?
1	very unattractive
2	unattractive
3	about average
4	attractive
5	very attractive

 H4IR3 - S28Q3 GROOMING-W4

Type	Code
Measurement Unit	numeric
H4IR3	3. How well-groomed is the respondent?
1	very poorly groomed
2	poorly groomed
3	about average
4	well groomed
5	very well groomed

 H4IR4 - S28Q4 RACE OF RESPONDENT BY FI-W4

Type	Code
Measurement Unit	numeric
H4IR4	4. Indicate the race of the sample member/respondent from your own observation (not from what the respondent said).
1	White
2	Black or African American
3	American Indian or Alaska Native
4	Asian or Pacific Islander

 H4IR5 - S28Q5 THIRD PERSON PRESENT AT INTRVW-W4

Type	Code
Measurement Unit	numeric
H4IR5	5. Was a third person present during any portion of the interview--not just walking through the area where the interview was being conducted, but listening to or taking part in the interview process?
0	no
1	yes

 H4IR6 - S28Q6 WHO WAS PRESENT AT INTERVIEW-W4

Type	Code
Measurement Unit	numeric
H4IR6	6. Who was present?
1	wife, husband, or partner
2	other adult relative
3	other adult non-relative
4	son or daughter
5	other child relative
6	other child non-relative
7	unable to determine relationship

 H4IR7 - S28Q7 NUMBER OF INTERRUPTIONS-W4

Type	Code
Measurement Unit	numeric
H4IR7	7. How many interruptions occurred during the interview?
1	no interruptions
2	a few interruptions
3	many interruptions

 H4IR8 - S28Q8 LOCATION BIO SPECIMENS COLLECTD-W4

Type	Code
Measurement Unit	numeric
H4IR8	8. Where was the biomarker portion of the interview conducted?
1	inside respondent's residence

2	immediately outside respondent's residence
3	in respondent's work location
4	inside a parent's or other relative's residence (if the respondent has a separate residence)
5	immediately outside a parent's or other relative's residence (if the respondent has a separate residence)
6	in interviewer's car
7	in a library
8	in a restaurant or coffee shop
9	not applicable - biomarker section was not administered
10	at another location (specify in comment box)

 H4IR8A - S28Q8A OTHR LOCATION BIO SPEC COLLCTD-W4

Type	Code
Measurement Unit	numeric
H4IR8A	8A. Specify other location.
1	prison
2	office
3	friend's house
4	girlfriend's/boyfriend's house/apartment
5	hotel/motel
6	school
7	church
8	commons area of respondent's residence
9	bookstore/other store
10	interviewer's home
11	hospital/treatment center
12	park/pavillion
13	military barracks/office
14	other location

 H4IR9 - S28Q9 LOCATION OF INTERVIEW-W4

Type	Code
Measurement Unit	numeric
H4IR9	9. Where was the questionnaire portion of the interview conducted?
1	inside respondent's residence
2	immediately outside respondent's residence
3	in respondent's work location
4	inside a parent's or other relative's residence (if the respondent has a separate residence)
5	immediately outside a parent's or other relative's residence (if the respondent has a separate residence)
6	in interviewer's car
7	in a library
8	in a restaurant or coffee shop
9	at another location (specify in comment box)

 H4IR9A - S28Q9A OTHER LOCATION OF INTERVIEW-W4

Type	Code
Measurement Unit	numeric
H4IR9A	9A. Specify other location.
1	prison
2	office
3	friend's house
4	girlfriend's/boyfriend's house/apartment
5	hotel/motel
6	school
7	church
8	commons area of respondent's residence
9	bookstore/other store
10	interviewer's home
11	hospital/treatment center
12	park/pavilion



13	military barracks/office
14	other location

 H4IR10 - S28Q10 R APPEARED TO BE DRUNK/HIGH-W4


Type	Code
Measurement Unit	numeric
H4IR10	10. Did the respondent appear to be drunk or under the influence of a drug?
1	yes
2	no
3	perhaps

 H4IR11 - S28Q11 R APPEARED BORED/IMPATIENT-W4

Type	Code
Measurement Unit	numeric
H4IR11	11. Did the respondent ever seem bored or impatient during the interview?
0	no
1	yes

 H4IR12 - S28Q12 BOREDOM NEG EFFECT ON INVIEW-W4

Type	Code
Measurement Unit	numeric
H4IR12	12. Did the respondent's boredom or impatience negatively affect the quality of the interview?
0	no
1	yes

 H4IR13 - S28Q13 CANDIDNESS OF R-W4

Type	Code
Measurement Unit	numeric
H4IR13	13. In your opinion, was the respondent candid in his/her responses?
0	no
1	yes

 H4IR14 - S28Q14 R NEED HELP W/SELF ADMIN-W4

Type	Code
Measurement Unit	numeric

H4IR14	14. Did the respondent require your help in completing the self-administered part of the questionnaire?
2	no
3	yes, all of the self-administered questions
4	yes, some of the self-administered questions

 H4IR15 - S28Q21 ABLE TO DO GPS READING-W4

Type	Code
Measurement Unit	numeric
H4IR15	15. Were you [field interviewer] able to do a GPS reading?
0	no
1	yes

 H4IR16 - S28Q22 WHY UNABLE TO DO GPS READING-W4

Type	Code
Measurement Unit	numeric
H4IR16	16. Why were you [field interviewer] unable to do a GPS reading?
1	reader not working/malfunctioning
2	GPS could not capture reading
3	other

 H4EO1 - S30Q1 VISITED RESPONDENT'S HOME-W4

Type	Code
Measurement Unit	numeric
H4EO1	1. In order to complete the environmental questions, you must have visited the respondent's home. Have you visited the respondent's home?
0	no
1	yes

 H4EO2 - S30Q2 ENVIRON DATA FROM CDF/MEMORY-W4

Type	Code
Measurement Unit	numeric
H4EO2	2. Please indicate whether you will enter data from Section D of the CDF for this case or whether you will be completing the neighborhood environment questions from memory.
1	using CDF

2	reporting based on memory
---	---------------------------

 H4EO3 - S30Q3 BUILDING CRACKING/ENTR UNSAFE-W4

Type	Code
Measurement Unit	numeric
H4EO3	3. The building structure or entrance is unsafe, or contains cracks or holes, broken siding or glass, or peeling paint.
0	no
1	yes

 H4EO4 - S30Q4 YARD UNKEMPT W/ DEBRIS/TRASH-W4

Type	Code
Measurement Unit	numeric
H4EO4	4. The yard is unkempt with overgrown shrubs or grass, or contains clutter, trash or other debris.
0	no
1	yes

 H4EO5A - S30Q5A BARRIER-NONE-W4

Type	Code
Measurement Unit	numeric
H4EO5A	5A. What types of barriers, if any, interfered with your access to the sample member's/respondent's dwelling? Select all that apply. none
0	not selected
1	selected

 H4EO5B - S30Q5B BARRIER-HAVE TO CALL UNIT-W4

Type	Code
Measurement Unit	numeric
H4EO5B	5B. What types of barriers, if any, interfered with your access to the sample member's/respondent's dwelling? Select all that apply. Guard/Door Person at the front door who has to call the unit
0	not selected
1	selected

 H4EO5C - S30Q5C BARRIER-DOOR PRSN GIVE ACCESS-W4

Type	Code
------	------

Measurement Unit	numeric
H4EO5C	5C. What types of barriers, if any, interfered with your access to the sample member's/respondent's dwelling? Select all that apply. Guard/Door Person at the front door who must give access to building
0	not selected
1	selected

 H4EO5D - S30Q5D BARRIER-DOOR PRSN AT GATE-W4

Type	Code
Measurement Unit	numeric
H4EO5D	5D. What types of barriers, if any, interfered with your access to the sample member's/respondent's dwelling? Select all that apply. guard/Door Person at gate of community
0	not selected
1	selected

 H4EO5E - S30Q5E BARRIER-MANAGR CONTRL ACCESS-W4

Type	Code
Measurement Unit	numeric
H4EO5E	5E. What types of barriers, if any, interfered with your access to the sample member's/respondent's dwelling? Select all that apply. on-site/Off-site Staff/Manager who controls access
0	not selected
1	selected

 H4EO5F - S30Q5F BARRIER-LOCKD ENTRY NO BUZZER-W4

Type	Code
Measurement Unit	numeric
H4EO5F	5F. What types of barriers, if any, interfered with your access to the sample member's/respondent's dwelling? Select all that apply. locked main entrance/gate, no intercom/buzzer (locked doors, locked gate, controlled gate, or other locked entry)
0	not selected
1	selected

 H4EO5G - S30Q5G BARRIER-LOCKD ENTRY/HAS BUZZR-W4

Type	Code
Measurement Unit	numeric

H4EO5G	5G. What types of barriers, if any, interfered with your access to the sample member's/respondent's dwelling? Select all that apply. locked main entrance/gate with intercom/buzzer, no unit address labels (may contain other labels such as names, but does not provide address label)
0	not selected
1	selected

 H4EO5H - S30Q5H BARRIER-LOCKD ENTRY/BUZZR/LABL-W4

Type	Code
Measurement Unit	numeric
H4EO5H	5H. What types of barriers, if any, interfered with your access to the sample member's/respondent's dwelling? Select all that apply. locked main entrance/gate with intercom/buzzer, with unit address labels
0	not selected
1	selected

 H4EO5I - S30Q5I BARRIER-THREATENING ANIMAL-W4

Type	Code
Measurement Unit	numeric
H4EO5I	5I. What types of barriers, if any, interfered with your access to the sample member's/respondent's dwelling? Select all that apply. threatening animal on or near the property
0	not selected
1	selected

 H4EO5J - S30Q5J BARRIER-THREATENING SIGN-W4

Type	Code
Measurement Unit	numeric
H4EO5J	5J. What types of barriers, if any, interfered with your access to the sample member's/respondent's dwelling? Select all that apply. threatening sign on or near the property
0	not selected
1	selected

 H4EO6 - S30Q6 DOMINT LAND USE OF IMMED AREA-W4

Type	Code
Measurement Unit	numeric

H4EO6	6. Which of the following best describes the immediate area or street (one block, both sides) where the sample member/respondent lives?
1	rural farm
2	rural town
3	suburban
4	urban, residential only
5	3 or more commercial properties, mostly retail
6	3 or more commercial properties, mostly wholesale or industrial
7	other (specify)

 H4EO7 - S30Q7 CONCERN FOR SAFETY-W4

Type	Code
Measurement Unit	numeric
H4EO7	7. How safe did you feel when you were in the sample member's/respondent's neighborhood? Did you feel:
1	very safe
2	moderately safe
3	moderately unsafe
4	very unsafe

## Physical Instances

 Wave IV In-Home Interview

Title	Wave IV In-Home Interview
File Name	wave4.sas7bdat
Case Quantity	15701
Variable Count	973

 IMONTH4 - MONTH OF INTERVIEW-W4

Type	Code
Measurement Unit	numeric
IMONTH4	Month interview completed

	Frequency	% of total	% of valid
--	-----------	------------	------------

Valid	1	January	540	3.44%	3.44%
	2	February	2075	13.22%	13.22%
	3	March	2476	15.77%	15.77%
	4	April	2455	15.64%	15.64%
	5	May	2113	13.46%	13.46%
	6	June	1520	9.68%	9.68%
	7	July	1133	7.22%	7.22%
	8	August	1064	6.78%	6.78%
	9	September	820	5.22%	5.22%
	10	October	641	4.08%	4.08%
	11	November	487	3.1%	3.1%
	12	December	377	2.4%	2.4%
		Total	15,701	100%	100%

Valid	Invalid	Minimum	Maximum
15701	0	1	12

#### IDAY4 - DAY OF INTERVIEW-W4

Type	Numeric (Double)
IDAY4	Day interview completed

Valid	Invalid	Minimum	Maximum	Mean	StdDev
15701	0	1	31	15.661996...	8.7910536...

#### IYEAR4 - YEAR OF INTERVIEW-W4

Type	Code
Measurement Unit	numeric
IYEAR4	Year interview completed

			Frequency	% of total	% of valid
Valid	2007	2007	193	1.23%	1.23%
	2008	2008	15372	97.9%	97.9%
	2009	2009	136	0.87%	0.87%
		Total	15,701	100%	100%

Valid	Invalid	Minimum	Maximum
15701	0	2007	2009

#### MACNO4 - INTERVIEWER MACHINE NUMBER-W4

Type	Numeric (Double)
MACNO4	Machine Number on which the Adolescent Interview was Recorded

Valid	Invalid	Minimum	Maximum	Mean	StdDev
15701	0	100101	100496	100299.37...	114.85008...

 INTID4 - INTERVIEWER ID NUMBER-W4

Type	Numeric (Double)
INTID4	Interviewer Identification Number

Valid	Invalid	Minimum	Maximum	Mean	StdDev
15701	0	101	496	299.37532...	114.85008...

 BIO\_SEX4 - BIOLOGICAL SEX-W4

Type	Code
Measurement Unit	numeric
BIO_SEX4	Respondent's Gender

			Frequency	% of total	% of valid
Valid	1	male	7349	46.81%	46.81%
	2	female	8352	53.19%	53.19%
		Total	15,701	100%	100%

Valid	Invalid	Minimum	Maximum
15701	0	1	2

 VERSION4 - QUESTIONNAIRE VERSION-W4

Type	Code
VERSION4	Version Number of the Instrument Administered

Valid	Invalid
15701	0

 BREAK\_Q - BREAK OFF INTERVIEW

Type	Code
Measurement Unit	Text
BREAK_Q	Breakoff Questions Asked

			Frequency	% of total	% of valid
Valid	H4ID9A	answers within 24 hours start here	1	0.01%	0.01%
	H4TO28	answers within 24 hours start here	3	0.02%	0.02%
	NO	not a breakoff interview	15637	99.59%	99.59%
	NONE	no answers within 24 hours	1	0.01%	0.01%
	YES	breakoff interview, all answers within 24 hours	59	0.38%	0.38%
		Total	15,701	100%	100%



Valid	Invalid
15701	0

#### PRYEAR4 - LAST INTERVIEW YEAR-W4

Type	Code
Measurement Unit	numeric
PRYEAR4	Previous Interview Year

			Frequency	% of total	% of valid
Valid	1995	1995	924	5.88%	5.88%
	1996	1996	1743	11.1%	11.1%
	2001	2001	9752	62.11%	62.11%
	2002	2002	3282	20.9%	20.9%
		Total	15,701	100%	100%

Valid	Invalid	Minimum	Maximum
15701	0	1995	2002

#### PRETEST4 - PRETEST INTERVIEW-W4

Type	Code
Measurement Unit	numeric
PRETEST4	Pretest Interview

			Frequency	% of total	% of valid
Valid	0	not a pretest interview	15508	98.77%	98.77%
	1	pretest interview	193	1.23%	1.23%
		Total	15,701	100%	100%


Valid	Invalid	Minimum	Maximum
15701	0	0	1

#### PRISON4 - PRISON INTERVIEW-W4

Type	Code
Measurement Unit	numeric
PRISON4	Interview Conducted in Prison

			Frequency	% of total	% of valid
Valid	0	not a prison interview	15628	99.54%	99.54%
	1	prison interview	73	0.46%	0.46%
		Total	15,701	100%	100%

Valid	Invalid	Minimum	Maximum
15701	0	0	1

 H4OD1M - S1Q1 BIRTH MONTH-W4

Type	Code
Measurement Unit	numeric
H4OD1M	1M. Respondent's Date of Birth - Month

			Frequency	% of total	% of valid
Valid	1	January	1281	8.16%	8.16%
	2	February	1181	7.52%	7.52%
	3	March	1248	7.95%	7.95%
	4	April	1313	8.36%	8.36%
	5	May	1248	7.95%	7.95%
	6	June	1317	8.39%	8.39%
	7	July	1388	8.84%	8.84%
	8	August	1359	8.66%	8.66%
	9	September	1368	8.71%	8.71%
	10	October	1362	8.67%	8.67%
	11	November	1329	8.46%	8.46%
	12	December	1307	8.32%	8.32%
		Total	15,701	100%	100%

Valid	Invalid	Minimum	Maximum
15701	0	1	12

 H4OD1Y - S1Q1 BIRTH YEAR-W4

Type	Code
Measurement Unit	numeric
H4OD1Y	1Y. Respondent's Date of Birth - Year

			Frequency	% of total	% of valid
Valid	1974	1974	19	0.12%	0.12%
	1975	1975	132	0.84%	0.84%
	1976	1976	973	6.2%	6.2%
	1977	1977	2761	17.58%	17.58%
	1978	1978	3029	19.29%	19.29%
	1979	1979	2996	19.08%	19.08%
	1980	1980	2503	15.94%	15.94%
	1981	1981	1969	12.54%	12.54%
	1982	1982	1261	8.03%	8.03%
	1983	1983	58	0.37%	0.37%
		Total	15,701	100%	100%

Valid	Invalid	Minimum	Maximum
-------	---------	---------	---------

15701	0	1974	1983
-------	---	------	------

#### H4OD2A - S1Q2A SPEAK/WRITE-ENGLISH-W4

Type	Code
Measurement Unit	numeric
H4OD2A	2A. Which of the following languages do you speak or write? Select all that apply. English

			Frequency	% of total	% of valid
Valid	0	not selected	60	0.38%	0.38%
	1	selected	15641	99.62%	99.62%
Total			15,701	100%	100%

Valid	Invalid	Minimum	Maximum
15701	0	0	1

#### H4OD2B - S1Q2B SPEAK/WRITE-SPANISH-W4

Type	Code
Measurement Unit	numeric
H4OD2B	2B. Which of the following languages do you speak or write? Select all that apply. Spanish

			Frequency	% of total	% of valid
Valid	0	not selected	13311	84.78%	84.78%
	1	selected	2390	15.22%	15.22%
Total			15,701	100%	100%

Valid	Invalid	Minimum	Maximum
15701	0	0	1

#### H4OD2C - S1Q2C SPEAK/WRITE-CHINESE-W4

Type	Code
Measurement Unit	numeric
H4OD2C	2C. Which of the following languages do you speak or write? Select all that apply. Chinese

			Frequency	% of total	% of valid
Valid	0	not selected	15543	98.99%	98.99%
	1	selected	158	1.01%	1.01%
Total			15,701	100%	100%

Valid	Invalid	Minimum	Maximum
15701	0	0	1

 H4OD2D - S1Q2D SPEAK/WRITE-OTHER EUROPEAN-W4

Type	Code
Measurement Unit	numeric
H4OD2D	2D. Which of the following languages do you speak or write? Select all that apply. an other European language

			Frequency	% of total	% of valid
Valid	0	not selected	15382	97.97%	97.97%
	1	selected	319	2.03%	2.03%
Total			15,701	100%	100%

Valid	Invalid	Minimum	Maximum
15701	0	0	1

 H4OD2E - S1Q2E SPEAK/WRITE-OTHER ASIAN-W4

Type	Code
Measurement Unit	numeric
H4OD2E	2E. Which of the following languages do you speak or write? Select all that apply. an other Asian language

			Frequency	% of total	% of valid
Valid	0	not selected	15392	98.03%	98.03%
	1	selected	309	1.97%	1.97%
Total			15,701	100%	100%

Valid	Invalid	Minimum	Maximum
15701	0	0	1

 H4OD2F - S1Q2F SPEAK/WRITE-OTH-W4

Type	Code
Measurement Unit	numeric
H4OD2F	2F. Which of the following languages do you speak or write? Select all that apply. other

			Frequency	% of total	% of valid
Valid	0	not selected	15415	98.18%	98.18%
	1	selected	286	1.82%	1.82%
Total			15,701	100%	100%

Valid	Invalid	Minimum	Maximum
15701	0	0	1

 H4OD3 - S1Q3 LANG USED MOST W/FAMILY-W4

Type	Code
Measurement Unit	numeric
H4OD3	3. What language do you use most with your family and close relatives?

			Frequency	% of total	% of valid
Valid	1	English	2135	13.6%	68.3%
	2	Spanish	782	4.98%	25.02%
	3	Chinese	74	0.47%	2.37%
	4	an other European language	16	0.1%	0.51%
	5	an other Asian language	93	0.59%	2.98%
	6	an other language	26	0.17%	0.83%
Total			3,126	19.91%	100%
Missing	97	legitimate skip	12575	80.09%	
	Total		12,575	80.09%	

Valid	Invalid	Minimum	Maximum
3126	12575	1	6

#### H4OD4 - S1Q4 BORN A US CITIZEN-W4

Type	Code
Measurement Unit	numeric
H4OD4	4. Were you born a US citizen?

			Frequency	% of total	% of valid
Valid	0	no	978	6.23%	6.23%
	1	yes	14722	93.76%	93.77%
	Total		15,700	99.99%	100%
Missing	6	refused	1	0.01%	
	Total		1	0.01%	

Valid	Invalid	Minimum	Maximum
15700	1	0	1

#### H4OD5 - S1Q5 HAVE BECOME A US CITIZEN-W4

Type	Code
Measurement Unit	numeric
H4OD5	5. Have you become a US citizen?

			Frequency	% of total	% of valid
Valid	0	no	334	2.13%	34.15%
	1	yes	644	4.1%	65.85%
	Total		978	6.23%	100%

Missing	7	legitimate skip	14723	93.77%	
		Total	14,723	93.77%	

Valid	Invalid	Minimum	Maximum
978	14723	0	1

#### H4OD6M - S1Q6M MONTH BECAME A US CITIZEN-W4

Type	Code
Measurement Unit	numeric
H4OD6M	6M. In what month and year did you become a citizen? [month]

			Frequency	% of total	% of valid
Valid	1	January	23	0.15%	4.08%
	2	February	21	0.13%	3.72%
	3	March	27	0.17%	4.79%
	4	April	31	0.2%	5.5%
	5	May	43	0.27%	7.62%
	6	June	50	0.32%	8.87%
	7	July	56	0.36%	9.93%
	8	August	39	0.25%	6.91%
	9	September	31	0.2%	5.5%
	10	October	30	0.19%	5.32%
	11	November	23	0.15%	4.08%
	12	December	20	0.13%	3.55%
	13	Spring	58	0.37%	10.28%
	14	Summer	69	0.44%	12.23%
	15	Fall	30	0.19%	5.32%
	16	Winter	13	0.08%	2.3%
		Total	564	3.59%	100%
Missing	96	refused	3	0.02%	
	97	legitimate skip	15057	95.9%	
	98	don't know	77	0.49%	
		Total	15,137	96.41%	

Valid	Invalid	Minimum	Maximum
564	15137	1	16

#### H4OD6Y - S1Q6Y YEAR BECAME A US CITIZEN-W4

Type	Numeric (Double)
H4OD6Y	6Y. In what month and year did you become a citizen? [year]

	Frequency	% of total	% of valid
--	-----------	------------	------------

Missing	9996	refused	2	0.01%	
	9997	legitimate skip	15057	95.9%	
	9998	don't know	39	0.25%	
		Total	15,098	96.16%	

Valid	Invalid	Minimum	Maximum	Mean	StdDev
603	15098	1976	2008	1997.5174...	7.5806370...

#### H4OD7 - S1Q7 TRYING TO BECOME A US CITIZEN-W4

Type	Code
Measurement Unit	numeric
H4OD7	7. Are you trying to become a US citizen?

			Frequency	% of total	% of valid
Valid	0	no	63	0.4%	18.92%
	1	yes	270	1.72%	81.08%
		Total	333	2.12%	100%
Missing	7	legitimate skip	15367	97.87%	
	8	don't know	1	0.01%	
		Total	15,368	97.88%	

Valid	Invalid	Minimum	Maximum
333	15368	0	1

#### H4WP1 - S2Q1 IS BIO MOM STILL LIVING-W4

Type	Code
Measurement Unit	numeric
H4WP1	1. Is your biological mother still alive?

			Frequency	% of total	% of valid
Valid	0	no	846	5.39%	5.49%
	1	yes	14573	92.82%	94.51%
		Total	15,419	98.2%	100%
Missing	8	don't know	282	1.8%	
		Total	282	1.8%	

Valid	Invalid	Minimum	Maximum
15419	282	0	1

#### H4WP2M - S2Q2M BIO MOM DEATH-MONTH-W4

Type	Code
Measurement Unit	numeric

H4WP2M	2M. In what month did your biological mother die?
--------	---

			Frequency	% of total	% of valid
Valid	1	January	58	0.37%	7.34%
	2	February	68	0.43%	8.61%
	3	March	66	0.42%	8.35%
	4	April	54	0.34%	6.84%
	5	May	64	0.41%	8.1%
	6	June	57	0.36%	7.22%
	7	July	59	0.38%	7.47%
	8	August	94	0.6%	11.9%
	9	September	59	0.38%	7.47%
	10	October	77	0.49%	9.75%
	11	November	67	0.43%	8.48%
	12	December	67	0.43%	8.48%
		Total	790	5.03%	100%
Missing	96	refused	4	0.03%	
	97	legitimate skip	14855	94.61%	
	98	don't know	52	0.33%	
		Total	14,911	94.97%	

Valid	Invalid	Minimum	Maximum
790	14911	1	12

#### H4WP2Y - S2Q2Y BIO MOM DEATH-YEAR-W4

Type	Numeric (Double)
H4WP2Y	2Y. In what year did your biological mother die?

			Frequency	% of total	% of valid
Missing	9996	refused	1	0.01%	
	9997	legitimate skip	14855	94.61%	
	9998	don't know	24	0.15%	
		Total	14,880	94.77%	

Valid	Invalid	Minimum	Maximum	Mean	StdDev
821	14880	1977	2008	1998.1412...	7.9952432...

#### H4WP3 - S2Q3 BIO MOM SERVED TIME JAIL/PRISON-W4

Type	Code
Measurement Unit	numeric
H4WP3	3. (Has/did) your biological mother ever (spent/spend) time in jail or prison?

			Frequency	% of total	% of valid
--	--	--	-----------	------------	------------



Valid	0	no	14769	94.06%	95.83%
	1	yes	643	4.1%	4.17%
		Total	15,412	98.16%	100%
Missing	6	refused	4	0.03%	
	8	don't know	285	1.82%	
		Total	289	1.84%	

Valid	Invalid	Minimum	Maximum
15412	289	0	1

#### H4WP4 - S2Q4 NO TX BIO MOM IN JAIL/PRISON-W4

Type	Code
Measurement Unit	numeric
H4WP4	4. How many times (has/did) your biological mother (spent/spend) time in jail or prison?

			Frequency	% of total	% of valid
Valid	1	1 time	305	1.94%	55.86%
	2	2 times	105	0.67%	19.23%
	3	3 times	55	0.35%	10.07%
	4	4 times	19	0.12%	3.48%
	5	5 times	24	0.15%	4.4%
	6	6 times	9	0.06%	1.65%
	7	7 times	6	0.04%	1.1%
	8	8 times	3	0.02%	0.55%
	9	9 times	2	0.01%	0.37%
	10	10 times	10	0.06%	1.83%
	12	12 times	2	0.01%	0.37%
	15	15 times	2	0.01%	0.37%
	17	17 times	1	0.01%	0.18%
	20	20 times	3	0.02%	0.55%
		Total	546	3.48%	100%
Missing	97	legitimate skip	15058	95.9%	
	98	don't know	97	0.62%	
		Total	15,155	96.52%	

Valid	Invalid	Minimum	Maximum
546	15155	1	20

#### H4WP5 - S2Q5 YOUR AGE BIO MOM SNT JAIL/PRISON-W4

Type	Numeric (Double)
------	------------------

H4WP5	5. How old were you when your biological mother went to jail or prison (the first time)? [years]
-------	--

			Frequency	% of total	% of valid
Missing	94	not yet born	22	0.14%	
	96	refused	3	0.02%	
	97	legitimate skip	15058	95.9%	
	98	don't know	78	0.5%	
		Total	15,161	96.56%	

Valid	Invalid	Minimum	Maximum	Mean	StdDev
540	15161	0	31	13.061111...	7.7369776...

#### H4WP6 - S2Q6 YOUR AGE BIO MOM REL JAIL/PRISON-W4

Type	Numeric (Double)
H4WP6	6. How old were you when your biological mother was released from jail or prison (most recently)? [years]

			Frequency	% of total	% of valid
Missing	94	not yet born	11	0.07%	
	95	still in prison	10	0.06%	
	96	refused	3	0.02%	
	97	legitimate skip	15058	95.9%	
	98	don't know	85	0.54%	
		Total	15,167	96.6%	

Valid	Invalid	Minimum	Maximum	Mean	StdDev
534	15167	0	31	16.947565...	7.5904220...

#### H4WP7 - S2Q7 IS BIO DAD STILL LIVING-W4

Type	Code
Measurement Unit	numeric
H4WP7	7. Is your biological father still alive?

			Frequency	% of total	% of valid
Valid	0	no	1845	11.75%	12.38%
	1	yes	13063	83.2%	87.62%
		Total	14,908	94.95%	100%
Missing	6	refused	1	0.01%	
	8	don't know	792	5.04%	
		Total	793	5.05%	

Valid	Invalid	Minimum	Maximum
-------	---------	---------	---------

14908	793	0	1
-------	-----	---	---

 H4WP8M - S2Q8M BIO DAD DEATH-MONTH-W4

Type	Code
Measurement Unit	numeric
H4WP8M	8M. In what month did your biological father die?

			Frequency	% of total	% of valid
Valid	1	January	120	0.76%	7.27%
	2	February	124	0.79%	7.52%
	3	March	133	0.85%	8.06%
	4	April	149	0.95%	9.03%
	5	May	127	0.81%	7.7%
	6	June	159	1.01%	9.64%
	7	July	143	0.91%	8.67%
	8	August	138	0.88%	8.36%
	9	September	144	0.92%	8.73%
	10	October	141	0.9%	8.55%
	11	November	131	0.83%	7.94%
	12	December	141	0.9%	8.55%
		Total	1,650	10.51%	100%
Missing	96	refused	4	0.03%	
	97	legitimate skip	13856	88.25%	
	98	don't know	191	1.22%	
		Total	14,051	89.49%	

Valid	Invalid	Minimum	Maximum
1650	14051	1	12

 H4WP8Y - S2Q8Y BIO DAD DEATH-YEAR-W4

Type	Numeric (Double)
H4WP8Y	8Y. In what year did your biological father die?

			Frequency	% of total	% of valid
Missing	9996	refused	4	0.03%	
	9997	legitimate skip	13856	88.25%	
	9998	don't know	95	0.61%	
		Total	13,955	88.88%	

Valid	Invalid	Minimum	Maximum	Mean	StdDev
1746	13955	1976	2008	1997.5956...	8.1184824...

 H4WP9 - S2Q9 HAS BIO FATHER SERVED TIME-W4

Type	Code
Measurement Unit	numeric
H4WP9	9. (Has/did) your biological father ever (spent/spend) time in jail or prison?

			Frequency	% of total	% of valid
Valid	0	no	12313	78.42%	84.36%
	1	yes	2283	14.54%	15.64%
	Total		14,596	92.96%	100%
Missing	6	refused	14	0.09%	
	8	don't know	1091	6.95%	
	Total		1,105	7.04%	

Valid	Invalid	Minimum	Maximum
14596	1105	0	1

#### H4WP10 - S2Q10 NO TX BIO DAD IN JAIL/PRISON-W4

Type	Numeric (Double)
H4WP10	10. How many times (has/did) your biological father (spent/spend) time in jail or prison?

			Frequency	% of total	% of valid
Missing	96	refused	6	0.04%	
	97	legitimate skip	13418	85.46%	
	98	don't know	510	3.25%	
Total		13,934	88.75%		

Valid	Invalid	Minimum	Maximum	Mean	StdDev
1767	13934	1	53	2.6955291...	4.0678137...

#### H4WP11 - S2Q11 YOUR AGE BIO DAD SNT JAIL/PRISN-W4

Type	Numeric (Double)
H4WP11	11. How old were you when your biological father went to jail or prison (the first time)? [years]

			Frequency	% of total	% of valid
Missing	94	not yet born	205	1.31%	
	96	refused	7	0.04%	
	97	legitimate skip	13418	85.46%	
	98	don't know	458	2.92%	
Total		14,088	89.73%		

Valid	Invalid	Minimum	Maximum	Mean	StdDev
1613	14088	0	31	9.4705517...	7.6470631...

 H4WP12 - S2Q12 YOUR AGE BIO DAD REL JAIL/PRISN-W4

Type	Numeric (Double)
H4WP12	12. How old were you when your biological father was released from jail or prison (most recently)? [years]

			Frequency	% of total	% of valid
Missing	94	not yet born	121	0.77%	
	95	still in prison	96	0.61%	
	96	refused	7	0.04%	
	97	legitimate skip	13418	85.46%	
	98	don't know	478	3.04%	
		Total	14,120	89.93%	

Valid	Invalid	Minimum	Maximum	Mean	StdDev
1581	14120	0	32	14.517394...	8.6857504...

 H4WP13 - S2Q13 RELATIONSHIP TO MOM FIGURE-W4

Type	Code
Measurement Unit	numeric
H4WP13	13. We would like to know about the woman you feel raised you. This may be your biological mother, or it may be a step-mother, adoptive mother, grandmother, etc. If you have more than one mother figure, choose the one who is most important to you. What is this person's relationship to you?

			Frequency	% of total	% of valid
Valid	1	biological mother	13992	89.12%	89.14%
	2	adoptive mother	416	2.65%	2.65%
	3	step-mother who adopted you	19	0.12%	0.12%
	4	step-mother	195	1.24%	1.24%
	5	foster mother	27	0.17%	0.17%
	6	grandmother	716	4.56%	4.56%
	7	aunt	146	0.93%	0.93%
	8	sister	40	0.25%	0.25%
	9	other female relative	25	0.16%	0.16%
	10	other female non-relative	44	0.28%	0.28%
	11	was not raised by a mother figure	77	0.49%	0.49%
		Total	15,697	99.97%	100%
Missing	96	refused	1	0.01%	
	98	don't know	3	0.02%	
		Total	4	0.03%	

Valid	Invalid	Minimum	Maximum
15697	4	1	11

 H4WP14 - S2Q14 IS MOM FIGURE STILL ALIVE-W4

Type	Code
Measurement Unit	numeric
H4WP14	14. Is your (mother figure) still alive?

			Frequency	% of total	% of valid
Valid	0	no	320	2.04%	19.7%
	1	yes	1304	8.31%	80.3%
	Total		1,624	10.34%	100%
Missing	7	legitimate skip	14073	89.63%	
	8	don't know	4	0.03%	
	Total		14,077	89.66%	

Valid	Invalid	Minimum	Maximum
1624	14077	0	1

 H4WP15M - S2Q15M MOM FIGURE DEATH-MONTH-W4

Type	Code
Measurement Unit	numeric
H4WP15M	15M. In what month did your [mother figure] die?

			Frequency	% of total	% of valid
Valid	1	January	22	0.14%	7.38%
	2	February	27	0.17%	9.06%
	3	March	23	0.15%	7.72%
	4	April	28	0.18%	9.4%
	5	May	31	0.2%	10.4%
	6	June	26	0.17%	8.72%
	7	July	21	0.13%	7.05%
	8	August	24	0.15%	8.05%
	9	September	31	0.2%	10.4%
	10	October	18	0.11%	6.04%
	11	November	19	0.12%	6.38%
	12	December	28	0.18%	9.4%
		Total	298	1.9%	100%
Missing	97	legitimate skip	15381	97.96%	
	98	don't know	22	0.14%	
	Total		15,403	98.1%	

Valid	Invalid	Minimum	Maximum
298	15403	1	12

 H4WP15Y - S2Q15Y MOM FIGURE DEATH-YEAR-W4

Type	Numeric (Double)
H4WP15Y	15Y. In what year did your [mother figure] die?

			Frequency	% of total	% of valid
Missing	9997	legitimate skip	15381	97.96%	
	9998	don't know	7	0.04%	
Total			15,388	98.01%	

Valid	Invalid	Minimum	Maximum	Mean	StdDev
313	15388	1983	2008	2001.0830...	5.1140330...

 H4WP16 - S2Q16 MOM FIGURE SRV TME JAIL/PRIS-W4

Type	Code
Measurement Unit	numeric
H4WP16	16. (Has/did) your (mother figure) ever (spent/spend) time in jail or prison?

			Frequency	% of total	% of valid
Valid	0	no	1594	10.15%	98.21%
	1	yes	29	0.18%	1.79%
Total			1,623	10.34%	100%
Missing	7	legitimate skip	14073	89.63%	
	8	don't know	5	0.03%	
Total			14,078	89.66%	

Valid	Invalid	Minimum	Maximum
1623	14078	0	1

 H4WP17 - S2Q17 NO TX MOM FIGURE IN JAIL/PRS-W4

Type	Code
Measurement Unit	numeric
H4WP17	17. How many times (has/did) your (mother figure) (spent/spend) time in jail or prison?

			Frequency	% of total	% of valid
Valid	1	1 time	18	0.11%	75%
	2	2 times	4	0.03%	16.67%
	4	4 times	2	0.01%	8.33%
Total			24	0.15%	100%

Missing	7	legitimate skip	15672	99.82%	
	8	don't know	5	0.03%	
		Total	15,677	99.85%	

Valid	Invalid	Minimum	Maximum
24	15677	1	4



Type	Code
Measurement Unit	numeric
H4WP18	18. How old were you when your (mother figure) went to jail or prison (the first time)? [years]

			Frequency	% of total	% of valid
Valid	0	less than 1 year	2	0.01%	10.53%
	11	11 years old	6	0.04%	31.58%
	12	12 years old	1	0.01%	5.26%
	13	13 years old	3	0.02%	15.79%
	14	14 years old	1	0.01%	5.26%
	16	16 years old	1	0.01%	5.26%
	17	17 years old	1	0.01%	5.26%
	21	21 years old	1	0.01%	5.26%
	24	24 years old	2	0.01%	10.53%
	26	26 years old	1	0.01%	5.26%
		Total		19	0.12%
Missing	94	not yet born	1	0.01%	
	97	legitimate skip	15672	99.82%	
	98	don't know	9	0.06%	
	Total		15,682	99.88%	

Valid	Invalid	Minimum	Maximum
19	15682	0	26



Type	Code
Measurement Unit	numeric
H4WP19	19. How old were you when your (mother figure) was released from jail or prison (most recently)? [years]

			Frequency	% of total	% of valid
--	--	--	-----------	------------	------------



Valid	0	less than 1 year	2	0.01%	9.52%
	11	11 years old	4	0.03%	19.05%
	12	12 years old	2	0.01%	9.52%
	13	13 years old	2	0.01%	9.52%
	14	14 years old	1	0.01%	4.76%
	15	15 years old	1	0.01%	4.76%
	16	16 years old	2	0.01%	9.52%
	17	17 years old	1	0.01%	4.76%
	20	20 years old	1	0.01%	4.76%
	21	21 years old	1	0.01%	4.76%
	24	24 years old	2	0.01%	9.52%
	26	26 years old	1	0.01%	4.76%
	27	27 years old	1	0.01%	4.76%
			Total	21	0.13%
Missing	94	not yet born	1	0.01%	
	97	legitimate skip	15672	99.82%	
	98	don't know	7	0.04%	
		Total	15,680	99.87%	

Valid	Invalid	Minimum	Maximum
21	15680	0	27

 H4WP20 - S2Q20 MOM FIGURE TRVL TIME DSTANCE-W4

Type	Code
Measurement Unit	numeric
H4WP20	20. How far do you and your (mother figure) live from one another?

			Frequency	% of total	% of valid
Valid	1	live together	2626	16.73%	17.82%
	2	within 1 mile	1290	8.22%	8.75%
	3	1 to 10 miles	3342	21.29%	22.68%
	4	11 to 50 miles	2823	17.98%	19.16%
	5	51 to 100 miles	821	5.23%	5.57%
	6	101 to 200 miles	818	5.21%	5.55%
	7	more than 200 miles	3016	19.21%	20.47%
		Total	14,736	93.85%	100%
Missing	96	refused	1	0.01%	
	97	legitimate skip	960	6.11%	
	98	don't know	4	0.03%	
		Total	965	6.15%	

Valid	Invalid	Minimum	Maximum
-------	---------	---------	---------

14736	965	1	7
-------	-----	---	---

Type	Code
Measurement Unit	numeric
H4WP21	21. How often do you and your (mother figure) see each other?

			Frequency	% of total	% of valid
Valid	0	never	113	0.72%	0.72%
	1	once a year or less	787	5.01%	5.01%
	2	a few times a year	2617	16.67%	16.67%
	3	once or twice a month	2731	17.39%	17.4%
	4	once or twice a week	3611	23%	23%
	5	almost every day	2254	14.36%	14.36%
	7	almost every day	3586	22.84%	22.84%
		Total	15,699	99.99%	100%
Missing	8	don't know	2	0.01%	
		Total	2	0.01%	

Valid	Invalid	Minimum	Maximum
15699	2	0	7

Type	Code
Measurement Unit	numeric
H4WP22	22. How often do you and your (mother figure) talk on the telephone, exchange letters, or exchange email?

			Frequency	% of total	% of valid
Valid	0	never	201	1.28%	1.66%
	1	once a year or less	93	0.59%	0.77%
	2	a few times a year	286	1.82%	2.36%
	3	once or twice a month	1250	7.96%	10.32%
	4	once or twice a week	4649	29.61%	38.37%
	5	almost every day	5636	35.9%	46.52%
		Total	12,115	77.16%	100%
Missing	7	legitimate skip	3586	22.84%	
		Total	3,586	22.84%	

Valid	Invalid	Minimum	Maximum
12115	3586	0	5

Type	Code
Measurement Unit	numeric
H4WP23	23. Do you agree or disagree with the following statement? You are satisfied with the way your (mother figure) and you communicate with each other.

			Frequency	% of total	% of valid
Valid	1	strongly agree	8734	55.63%	59.27%
	2	agree	4327	27.56%	29.36%
	3	neither agree nor disagree	780	4.97%	5.29%
	4	disagree	566	3.6%	3.84%
	5	strongly disagree	329	2.1%	2.23%
		Total	14,736	93.85%	100%
Missing	6	refused	1	0.01%	
	7	legitimate skip	960	6.11%	
	8	don't know	4	0.03%	
		Total	965	6.15%	

Valid	Invalid	Minimum	Maximum
14736	965	1	5

#### H4WP24 - S2Q24 HOW CLOSE TO MOM FIGURE-W4

Type	Code
Measurement Unit	numeric
H4WP24	24. How close do you feel to your (mother figure)?

			Frequency	% of total	% of valid
Valid	1	not at all close	158	1.01%	1.07%
	2	not very close	344	2.19%	2.33%
	3	somewhat close	1432	9.12%	9.72%
	4	quite close	2981	18.99%	20.22%
	5	very close	9825	62.58%	66.66%
		Total	14,740	93.88%	100%
Missing	7	legitimate skip	960	6.11%	
	8	don't know	1	0.01%	
		Total	961	6.12%	

Valid	Invalid	Minimum	Maximum
14740	961	1	5

#### H4WP25 - S2Q25 NUM TIME MOM FIG GIVE \$ LIV EXP-W4

Type	Code
Measurement Unit	numeric

H4WP25	25. How many times has your (mother figure) paid your living expenses or given you \$50 or more to pay living expenses during the past 12 months?
--------	---

			Frequency	% of total	% of valid
Valid	0	never (no)	8867	56.47%	60.2%
	1	yes, number of times unknown	2801	17.84%	19.02%
	2	yes, 1 or 2 times	1175	7.48%	7.98%
	3	yes, 3 or 4 times	1886	12.01%	12.8%
Total			14,729	93.81%	100%
Missing	6	refused	5	0.03%	
	7	legitimate skip	960	6.11%	
	8	don't know	7	0.04%	
Total			972	6.19%	

Valid	Invalid	Minimum	Maximum
14729	972	0	3

#### H4WP26 - S2Q26 NUM TIME GIVE \$ TO MOM FIG -W4

Type	Code
Measurement Unit	numeric
H4WP26	26. How many times have you paid your (mother figure's) living expenses or given her more than \$50 to pay living expenses during the past 12 months?

			Frequency	% of total	% of valid
Valid	0	never (no)	9721	61.91%	65.99%
	1	yes, number of times unknown	2353	14.99%	15.97%
	2	yes, 1 or 2 times	1066	6.79%	7.24%
	3	yes, 3 or 4 times	1592	10.14%	10.81%
Total			14,732	93.83%	100%
Missing	6	refused	4	0.03%	
	7	legitimate skip	960	6.11%	
	8	don't know	5	0.03%	
Total			969	6.17%	

Valid	Invalid	Minimum	Maximum
14732	969	0	3

#### H4WP27 - S2Q27 RELATIONSHIP TO DAD FIGURE-W4

Type	Code
Measurement Unit	numeric

H4WP27	27. We would like to know about the man you feel raised you. This may be your biological father or it may be a step-father adoptive father, grandfather, etc. If you have more than one father figure, choose the one who is most important to you. What is this person's relationship to you?
--------	--

			Frequency	% of total	% of valid
Valid	1	biological father	11275	71.81%	71.86%
	2	adoptive father	507	3.23%	3.23%
	3	step-father who adopted you	201	1.28%	1.28%
	4	step-father	1389	8.85%	8.85%
	5	foster father	16	0.1%	0.1%
	6	grandfather	604	3.85%	3.85%
	7	uncle	206	1.31%	1.31%
	8	brother	103	0.66%	0.66%
	9	other male relative	50	0.32%	0.32%
	10	other male non-relative	118	0.75%	0.75%
	11	was not raised by a father figure	1222	7.78%	7.79%
Total			15,691	99.94%	100%
Missing	96	refused	5	0.03%	
	98	don't know	5	0.03%	
Total			10	0.06%	

Valid	Invalid	Minimum	Maximum
15691	10	1	11

#### H4WP28 - S2Q28 IS DAD FIGURE STILL ALIVE-W4

Type	Code
Measurement Unit	numeric
H4WP28	28. Is your (father figure) still alive?

			Frequency	% of total	% of valid
Valid	0	no	575	3.66%	18.11%
	1	yes	2600	16.56%	81.89%
Total			3,175	20.22%	100%
Missing	7	legitimate skip	12507	79.66%	
	8	don't know	19	0.12%	
Total			12,526	79.78%	

Valid	Invalid	Minimum	Maximum
3175	12526	0	1

#### H4WP29M - S2Q29M DAD FIGURE DEATH-MONTH-W4

Type	Code
------	------

Measurement Unit	numeric
H4WP29M	29M. In what month did your (father figure) die?

			Frequency	% of total	% of valid
Valid	1	January	41	0.26%	7.59%
	2	February	41	0.26%	7.59%
	3	March	34	0.22%	6.3%
	4	April	48	0.31%	8.89%
	5	May	51	0.32%	9.44%
	6	June	59	0.38%	10.93%
	7	July	33	0.21%	6.11%
	8	August	44	0.28%	8.15%
	9	September	31	0.2%	5.74%
	10	October	52	0.33%	9.63%
	11	November	47	0.3%	8.7%
	12	December	59	0.38%	10.93%
Total			540	3.44%	100%
Missing	97	legitimate skip	15126	96.34%	
	98	don't know	35	0.22%	
Total			15,161	96.56%	

Valid	Invalid	Minimum	Maximum
540	15161	1	12

#### H4WP29Y - S2Q29Y DAD FIGURE DEATH-YEAR-W4

Type	Numeric (Double)
H4WP29Y	29Y. In what year did your (father figure) die?

			Frequency	% of total	% of valid
Missing	9997	legitimate skip	15126	96.34%	
	9998	don't know	12	0.08%	
Total			15,138	96.41%	

Valid	Invalid	Minimum	Maximum	Mean	StdDev
563	15138	1981	2008	1999.9893...	5.8233081...

#### H4WP30 - S2Q30 DAD FIGURE SRV TME JAIL/PRIS-W4

Type	Code
Measurement Unit	numeric
H4WP30	30. (Has/did) your (father figure) ever (spent/spend) time in jail or prison?

			Frequency	% of total	% of valid
--	--	--	-----------	------------	------------

Valid	0	no	2749	17.51%	87.8%
	1	yes	382	2.43%	12.2%
		Total	3,131	19.94%	100%
Missing	6	refused	1	0.01%	
	7	legitimate skip	12507	79.66%	
	8	don't know	62	0.39%	
		Total	12,570	80.06%	

Valid	Invalid	Minimum	Maximum
3131	12570	0	1

 H4WP31 - S2Q31 NO TX DAD FIGURE IN JAIL/PRS-W4

Type	Code
Measurement Unit	numeric
H4WP31	31. How many times (has/did) your (father figure) (spent/spend) time in jail or prison?

			Frequency	% of total	% of valid
Valid	1	1 time	183	1.17%	55.96%
	2	2 times	67	0.43%	20.49%
	3	3 times	32	0.2%	9.79%
	4	4 times	16	0.1%	4.89%
	5	5 times	14	0.09%	4.28%
	6	6 times	4	0.03%	1.22%
	7	7 times	3	0.02%	0.92%
	8	8 times	1	0.01%	0.31%
	10	10 times	2	0.01%	0.61%
	12	12 times	3	0.02%	0.92%
	20	20 times	1	0.01%	0.31%
	53	53 times	1	0.01%	0.31%
			Total	327	2.08%
Missing	97	legitimate skip	15319	97.57%	
	98	don't know	55	0.35%	
		Total	15,374	97.92%	

Valid	Invalid	Minimum	Maximum
327	15374	1	53

 H4WP32 - S2Q32 YOUR AGE DAD FIGURE SNT JAIL-W4

Type	Numeric (Double)
H4WP32	32. How old were you when your (father figure) went to jail or prison (the first time)? [years]

			Frequency	% of total	% of valid
Missing	94	not yet born	27	0.17%	
	96	refused	1	0.01%	
	97	legitimate skip	15319	97.57%	
	98	don't know	64	0.41%	
		Total	15,411	98.15%	

Valid	Invalid	Minimum	Maximum	Mean	StdDev
290	15411	0	30	11.993103...	7.2698805...

#### H4WP33 - S2Q33 YOUR AGE DAD FIGURE REL JAIL-W4

Type	Numeric (Double)
H4WP33	33. How old were you when your (father figure) was released from jail or prison (most recently)? [years]

			Frequency	% of total	% of valid
Missing	94	not yet born	16	0.1%	
	95	still in prison	18	0.11%	
	96	refused	1	0.01%	
	97	legitimate skip	15319	97.57%	
	98	don't know	52	0.33%	
		Total	15,406	98.12%	

Valid	Invalid	Minimum	Maximum	Mean	StdDev
295	15406	0	31	14.674576...	8.0615741...

#### H4WP34 - S2Q34 DAD FIGURE TRVL TIME DSTANCE-W4

Type	Code
Measurement Unit	numeric
H4WP34	34. How far do you and your (father figure) live from one another?

			Frequency	% of total	% of valid
Valid	1	live together	1661	10.58%	13.02%
	2	within 1 mile	1001	6.38%	7.84%
	3	1 to 10 miles	2843	18.11%	22.28%
	4	11 to 50 miles	2593	16.51%	20.32%
	5	51 to 100 miles	846	5.39%	6.63%
	6	101 to 200 miles	763	4.86%	5.98%
	7	more than 200 miles	3053	19.44%	23.93%
		Total	12,760	81.27%	100%
Missing	97	legitimate skip	2896	18.44%	
	98	don't know	45	0.29%	
		Total	2,941	18.73%	



Valid	Invalid	Minimum	Maximum
12760	2941	1	7

 H4WP35 - S2Q35 DAD FIGURE OFTEN SEE EACH/O-W4

Type	Code
Measurement Unit	numeric
H4WP35	35. How often do you and your (father figure) see each other?

			Frequency	% of total	% of valid
Valid	0	never	391	2.49%	3.51%
	1	once a year or less	1050	6.69%	9.43%
	2	a few times a year	2628	16.74%	23.59%
	3	once or twice a month	2683	17.09%	24.09%
	4	once or twice a week	2925	18.63%	26.26%
	5	almost every day	1462	9.31%	13.13%
Total			11,139	70.94%	100%
Missing	7	legitimate skip	4557	29.02%	
	8	don't know	5	0.03%	
	Total			4,562	29.06%

Valid	Invalid	Minimum	Maximum
11139	4562	0	5

 H4WP36 - S2Q36 DAD FIGURE FREQ COMMUNICATE-W4

Type	Code
Measurement Unit	numeric
H4WP36	36. How often do you and your (father figure) talk on the telephone, exchange letters, or exchange email?

			Frequency	% of total	% of valid
Valid	0	never	711	4.53%	6.38%
	1	once a year or less	274	1.75%	2.46%
	2	a few times a year	837	5.33%	7.51%
	3	once or twice a month	2511	15.99%	22.54%
	4	once or twice a week	4522	28.8%	40.59%
	5	almost every day	2286	14.56%	20.52%
Total			11,141	70.96%	100%
Missing	7	legitimate skip	4557	29.02%	
	8	don't know	3	0.02%	
	Total			4,560	29.04%

Valid	Invalid	Minimum	Maximum

11141	4560	0	5
-------	------	---	---

 H4WP37 - S2Q37 DAD FIGURE GOOD COMMUNICATION-W4

Type	Code
Measurement Unit	numeric
H4WP37	37. How much do you agree or disagree with the following statement? You are satisfied with the way your (father figure) and you communicate with each other.

			Frequency	% of total	% of valid
Valid	1	strongly agree	5830	37.13%	45.56%
	2	agree	4374	27.86%	34.18%
	3	neither agree nor disagree	1159	7.38%	9.06%
	4	disagree	789	5.03%	6.17%
	5	strongly disagree	644	4.1%	5.03%
		Total	12,796	81.5%	100%
Missing	6	refused	1	0.01%	
	7	legitimate skip	2896	18.44%	
	8	don't know	8	0.05%	
		Total	2,905	18.5%	

Valid	Invalid	Minimum	Maximum
12796	2905	1	5

 H4WP38 - S2Q38 HOW CLOSE TO DAD FIGURE-W4

Type	Code
Measurement Unit	numeric
H4WP38	38. How close do you feel to your (father figure)?

			Frequency	% of total	% of valid
Valid	1	not at all close	469	2.99%	3.66%
	2	not very close	720	4.59%	5.62%
	3	somewhat close	2179	13.88%	17.02%
	4	quite close	3072	19.57%	24%
	5	very close	6362	40.52%	49.7%
		Total	12,802	81.54%	100%
Missing	6	refused	1	0.01%	
	7	legitimate skip	2896	18.44%	
	8	don't know	2	0.01%	
		Total	2,899	18.46%	

Valid	Invalid	Minimum	Maximum
-------	---------	---------	---------

12802	2899	1	5
-------	------	---	---

 H4WP39 - S2Q39 NUM TIME DAD FIG GIVE \$ LIV EXP-W4

Type	Code
Measurement Unit	numeric
H4WP39	39. How many times has your (father figure) paid your living expenses or given you \$50 or more to pay living expenses during the past 12 months?

			Frequency	% of total	% of valid
Valid	0	never (no)	8480	54.01%	66.29%
	1	yes, number of times unknown	2209	14.07%	17.27%
	2	yes, 1 or 2 times	806	5.13%	6.3%
	3	yes, 3 or 4 times	1297	8.26%	10.14%
Total			12,792	81.47%	100%
Missing	6	refused	3	0.02%	
	7	legitimate skip	2896	18.44%	
	8	don't know	10	0.06%	
Total			2,909	18.53%	

Valid	Invalid	Minimum	Maximum
12792	2909	0	3

 H4WP40 - S2Q40 NUM TIME GIVE \$ TO DAD FIG-W4

Type	Code
Measurement Unit	numeric
H4WP40	40. How many times have you paid your (father figure's) living expenses or given him more than \$50 to pay living expenses during the past 12 months?

			Frequency	% of total	% of valid
Valid	0	never (no)	10473	66.7%	81.85%
	1	yes, number of times unknown	1215	7.74%	9.5%
	2	yes, 1 or 2 times	465	2.96%	3.63%
	3	yes, 3 or 4 times	643	4.1%	5.03%
Total			12,796	81.5%	100%
Missing	6	refused	3	0.02%	
	7	legitimate skip	2896	18.44%	
	8	don't know	6	0.04%	
Total			2,905	18.5%	

Valid	Invalid	Minimum	Maximum
12796	2905	0	3

 H4WS1 - S3Q1 NO SIBLINGS ALIVE/DEAD-W4

Type	Numeric (Double)
H4WS1	1. How many brothers and sisters do you have, both living and deceased? Include biologically related, adoptive, and step-brothers or sisters.

			Frequency	% of total	% of valid
Missing	96	refused	2	0.01%	
	98	don't know	19	0.12%	
		Total	21	0.13%	

Valid	Invalid	Minimum	Maximum	Mean	StdDev
15680	21	0	20	2.9991709...	2.4033454...

#### H4WS2 - S3Q2 NO SIBLINGS THAT HAVE DIED-W4

Type	Code
Measurement Unit	numeric
H4WS2	2. How many [siblings] have died?

			Frequency	% of total	% of valid
Valid	0	0 siblings	13717	87.36%	91.37%
	1	1 sibling	1107	7.05%	7.37%
	2	2 siblings	148	0.94%	0.99%
	3	3 siblings	29	0.18%	0.19%
	4	4 siblings	8	0.05%	0.05%
	6	6 siblings	1	0.01%	0.01%
	7	7 siblings	1	0.01%	0.01%
	8	8 siblings	1	0.01%	0.01%
		Total	15,012	95.61%	100%
Missing	96	refused	2	0.01%	
	97	legitimate skip	664	4.23%	
	98	don't know	23	0.15%	
		Total	689	4.39%	

Valid	Invalid	Minimum	Maximum
15012	689	0	8

#### H4WS3A - S3Q3 SIBLING1 YEAR OF DEATH-W4

Type	Numeric (Double)
H4WS3A	3A. 1st Sibling: In what year did {INITIALS} die?

			Frequency	% of total	% of valid
Missing	9997	legitimate skip	14406	91.75%	
	9998	don't know	117	0.75%	
		Total	14,523	92.5%	

Valid	Invalid	Minimum	Maximum	Mean	StdDev
1178	14523	1948	2008	1991.4617...	11.881415...

#### H4WS3B - S3Q3 SIBLING2 YEAR OF DEATH-W4

Type	Numeric (Double)
H4WS3B	3B. 2nd Sibling: In what year did {INITIALS} die?

			Frequency	% of total	% of valid
Missing	9997	legitimate skip	15513	98.8%	
	9998	don't know	42	0.27%	
Total			15,555	99.07%	

Valid	Invalid	Minimum	Maximum	Mean	StdDev
146	15555	1959	2008	1990.6301...	13.552968...

#### H4WS3C - S3Q3 SIBLING3 YEAR OF DEATH-W4

Type	Numeric (Double)
H4WS3C	3C. 3rd Sibling: In what year did {INITIALS} die?

			Frequency	% of total	% of valid
Missing	9997	legitimate skip	15661	99.75%	
	9998	don't know	14	0.09%	
Total			15,675	99.83%	

Valid	Invalid	Minimum	Maximum	Mean	StdDev
26	15675	1954	2008	1983.9230...	13.087163...

#### H4WS3D - S3Q3 SIBLING4 YEAR OF DEATH-W4

Type	Numeric (Double)
H4WS3D	3D. 4th Sibling: In what year did {INITIALS} die?

			Frequency	% of total	% of valid
Missing	9997	legitimate skip	15690	99.93%	
	9998	don't know	3	0.02%	
Total			15,693	99.95%	

Valid	Invalid	Minimum	Maximum	Mean	StdDev
8	15693	1971	2006	1987.25	12.668859...

#### H4WS3E - S3Q3 SIBLING5 YEAR OF DEATH-W4

Type	Code
Measurement Unit	numeric
H4WS3E	3E. 5th Sibling: In what year did {INITIALS} die?

			Frequency	% of total	% of valid
Valid	1976	1976	1	0.01%	50%
	1984	1984	1	0.01%	50%
		Total	2	0.01%	100%
Missing	9997	legitimate skip	15698	99.98%	
	9998	don't know	1	0.01%	
		Total	15,699	99.99%	

Valid	Invalid	Minimum	Maximum
2	15699	1976	1984

#### H4WS3F - S3Q3 SIBLING6 YEAR OF DEATH-W4

Type	Code
Measurement Unit	numeric
H4WS3F	3F. 6th Sibling: In what year did {INITIALS} die?

			Frequency	% of total	% of valid
Valid	1976	1976	1	0.01%	50%
	1982	1982	1	0.01%	50%
		Total	2	0.01%	100%
Missing	9997	legitimate skip	15698	99.98%	
	9998	don't know	1	0.01%	
		Total	15,699	99.99%	

Valid	Invalid	Minimum	Maximum
2	15699	1976	1982

#### H4WS3G - S3Q3 SIBLING7 YEAR OF DEATH-W4

Type	Code
Measurement Unit	numeric
H4WS3G	3G. 7th Sibling: In what year did {INITIALS} die?

			Frequency	% of total	% of valid
Valid	1981	1981	1	0.01%	50%
	1983	1983	1	0.01%	50%
		Total	2	0.01%	100%
Missing	9997	legitimate skip	15699	99.99%	
		Total	15,699	99.99%	

Valid	Invalid	Minimum	Maximum
2	15699	1981	1983

 H4WS3H - S3Q3 SIBLING8 YEAR OF DEATH-W4

Type	Code
Measurement Unit	numeric
H4WS3H	3H. 8th Sibling: In what year did {INITIALS} die?

			Frequency	% of total	% of valid
Valid	1983	1983	1	0.01%	100%
		Total	1	0.01%	100%
Missing	9997	legitimate skip	15700	99.99%	
		Total	15,700	99.99%	

Valid	Invalid	Minimum	Maximum
1	15700	1983	1983

 H4WS4 - S3Q4 NUMB OF CLOSE FRIENDS-W4

Type	Code
Measurement Unit	numeric
H4WS4	4. How many close friends do you have? (Close friends include people whom you feel at ease with, can talk to about private matters, and can call on for help.)

			Frequency	% of total	% of valid
Valid	1	none	476	3.03%	3.07%
	2	1 or 2 friends	3634	23.15%	23.44%
	3	3 to 5 friends	6956	44.3%	44.87%
	4	6 to 9 friends	2536	16.15%	16.36%
	5	10 or more friends	1900	12.1%	12.26%
		Total	15,502	98.73%	100%
Missing	95	not asked on pretest	193	1.23%	
	96	refused	3	0.02%	
	98	don't know	3	0.02%	
		Total	199	1.27%	

Valid	Invalid	Minimum	Maximum
15502	199	1	5

 H4WS5 - S3Q5 RACE OF CLOSE FRIENDS-W4

Type	Code
Measurement Unit	numeric
H4WS5	5. What race are your close friends?

			Frequency	% of total	% of valid
--	--	--	-----------	------------	------------

Valid	1	all your race	6616	42.14%	43.49%
	2	almost all your race	2540	16.18%	16.7%
	3	mostly your race	2172	13.83%	14.28%
	4	about half your race	2193	13.97%	14.42%
	5	mostly other races	761	4.85%	5%
	6	almost all other races	386	2.46%	2.54%
	7	all other races	543	3.46%	3.57%
		Total	15,211	96.88%	100%
Missing	96	refused	4	0.03%	
	97	legitimate skip	476	3.03%	
	98	don't know	10	0.06%	
		Total	490	3.12%	

Valid	Invalid	Minimum	Maximum
15211	490	1	7

#### H4GH1 - S4Q1 HOW IS GEN PHYSICAL HEALTH-W4

Type	Code
Measurement Unit	numeric
H4GH1	1. In general, how is your health?

			Frequency	% of total	% of valid
Valid	1	excellent	3011	19.18%	19.18%
	2	very good	5950	37.9%	37.9%
	3	good	5219	33.24%	33.24%
	4	fair	1353	8.62%	8.62%
	5	poor	168	1.07%	1.07%
		Total	15,701	100%	100%

Valid	Invalid	Minimum	Maximum
15701	0	1	5

#### H4GH2 - S4Q2 PAST MO,HEALTH PROB/MISSED DAY-W4

Type	Code
Measurement Unit	numeric
H4GH2	2. In the past 30 days, how often did a health problem cause you to miss a day of school or work?

	Frequency	% of total	% of valid
--	-----------	------------	------------



Valid	0	never	12846	81.82%	82.24%
	1	a few times	2411	15.36%	15.44%
	2	about once a week	162	1.03%	1.04%
	3	almost every day	54	0.34%	0.35%
	4	every day	147	0.94%	0.94%
		Total	15,620	99.48%	100%
Missing	6	refused	2	0.01%	
	7	legitimate skip	73	0.46%	
	8	don't know	6	0.04%	
		Total	81	0.52%	

Valid	Invalid	Minimum	Maximum
15620	81	0	4

 H4GH3M - S4Q3M LAST MENSTRUAL PERIOD START M-W4

Type	Code
Measurement Unit	numeric
H4GH3M	3M. What is the date when your last menstrual period began? [month]

			Frequency	% of total	% of valid
Valid	1	January	875	5.57%	10.67%
	2	February	1271	8.1%	15.49%
	3	March	1235	7.87%	15.05%
	4	April	1060	6.75%	12.92%
	5	May	848	5.4%	10.34%
	6	June	639	4.07%	7.79%
	7	July	510	3.25%	6.22%
	8	August	464	2.96%	5.66%
	9	September	409	2.6%	4.99%
	10	October	314	2%	3.83%
	11	November	306	1.95%	3.73%
	12	December	273	1.74%	3.33%
		Total	8,204	52.25%	100%
Missing	.	missing	19	0.12%	
	96	refused	8	0.05%	
	97	legitimate skip	7349	46.81%	
	98	don't know	121	0.77%	
		Total	7,497	47.75%	

Valid	Invalid	Minimum	Maximum
8204	7497	1	12

 H4GH3D - S4Q3D LAST MENSTRUAL PERIOD START D-W4

Type	Numeric (Double)
H4GH3D	3D. What is the date when your last menstrual period began? [Day]

			Frequency	% of total	% of valid
Missing	.	missing	27	0.17%	
	96	refused	2	0.01%	
	97	legitimate skip	7349	46.81%	
	98	don't know	451	2.87%	
		Total	7,829	49.86%	

Valid	Invalid	Minimum	Maximum	Mean	StdDev
7872	7829	1	31	15.018546...	8.7107071...

 H4GH3Y - S4Q3Y LAST MENSTRUAL PERIOD START Y-W4

Type	Code
Measurement Unit	numeric
H4GH3Y	3Y. What is the date when your last menstrual period began? [Year]

			Frequency	% of total	% of valid
Valid	1989	1989	1	0.01%	0.01%
	1994	1994	1	0.01%	0.01%
	1995	1995	1	0.01%	0.01%
	1998	1998	4	0.03%	0.05%
	1999	1999	8	0.05%	0.1%
	2000	2000	9	0.06%	0.11%
	2001	2001	13	0.08%	0.16%
	2002	2002	12	0.08%	0.15%
	2003	2003	11	0.07%	0.13%
	2004	2004	24	0.15%	0.29%
	2005	2005	38	0.24%	0.46%
	2006	2006	104	0.66%	1.26%
	2007	2007	877	5.59%	10.63%
	2008	2008	7130	45.41%	86.4%
	2009	2009	19	0.12%	0.23%
		Total	8,252	52.56%	100%
Missing	.	missing	27	0.17%	
	9996	refused	1	0.01%	
	9997	legitimate skip	7349	46.81%	
	9998	don't know	72	0.46%	
		Total	7,449	47.44%	

Valid	Invalid	Minimum	Maximum
8252	7449	1989	2009

 H4GH4A - S4Q4A LAST MENSTRL PERIOD START EST-W4

Type	Numeric (Double)
H4GH4A	4A. What is your best guess about how long ago your last menstrual period began? [Number of days, weeks, or months]

			Frequency	% of total	% of valid
Missing	.	missing	2	0.01%	
	996	refused	1	0.01%	
	997	legitimate skip	15248	97.11%	
	998	don't know	71	0.45%	
Total			15,322	97.59%	

Valid	Invalid	Minimum	Maximum	Mean	StdDev
379	15322	1	365	16.158311...	32.388208...

 H4GH4B - S4Q4B LAST MENST EST START DAY/WK/MTH-W4

Type	Code
Measurement Unit	numeric
H4GH4B	4B. What is your best guess about how long ago your last menstrual period began? [Days, weeks, or months]

			Frequency	% of total	% of valid
Valid	1	days	73	0.46%	18.3%
	2	weeks	103	0.66%	25.81%
	3	months	223	1.42%	55.89%
	Total			399	2.54%
Missing	.	missing	3	0.02%	
	6	refused	4	0.03%	
	7	legitimate skip	15248	97.11%	
	8	don't know	47	0.3%	
Total			15,302	97.46%	

Valid	Invalid	Minimum	Maximum
399	15302	1	3

 H4GH5F - S4Q5F HEIGHT-FEET-W4

Type	Code
Measurement Unit	numeric
H4GH5F	5F. How tall are you in feet?

			Frequency	% of total	% of valid
Valid	4	4 feet	230	1.46%	1.47%
	5	5 feet	12641	80.51%	80.64%
	6	6 feet	2802	17.85%	17.88%
	7	7 feet	2	0.01%	0.01%
		Total	15,675	99.83%	100%
Missing	96	refused	1	0.01%	
	98	don't know	25	0.16%	
		Total	26	0.17%	


Valid	Invalid	Minimum	Maximum
15675	26	4	7

 H4GH5I - S4Q5I HEIGHT-INCHES-W4

Type	Code
Measurement Unit	numeric
H4GH5I	5I. How tall are you in inches?

			Frequency	% of total	% of valid
Valid	0	0 inches	1338	8.52%	8.54%
	1	1 inch	1211	7.71%	7.73%
	2	2 inches	1458	9.29%	9.31%
	3	3 inches	1340	8.53%	8.55%
	4	4 inches	1537	9.79%	9.81%
	5	5 inches	1265	8.06%	8.07%
	6	6 inches	1443	9.19%	9.21%
	7	7 inches	1347	8.58%	8.6%
	8	8 inches	1151	7.33%	7.35%
	9	9 inches	1191	7.59%	7.6%
	10	10 inches	1192	7.59%	7.61%
	11	11 inches	1194	7.6%	7.62%
		Total	15,667	99.78%	100%
Missing	96	refused	1	0.01%	
	98	don't know	33	0.21%	
		Total	34	0.22%	

Valid	Invalid	Minimum	Maximum
15667	34	0	11

 H4GH6 - S4Q6 WEIGHT-LBS-W4

Type	Numeric (Double)
H4GH6	6. What is your current weight in pounds?

			Frequency	% of total	% of valid
Missing	996	refused	12	0.08%	
	998	don't know	192	1.22%	
		Total	204	1.3%	

Valid	Invalid	Minimum	Maximum	Mean	StdDev
15497	204	0	617	183.18881...	49.519793...

#### H4GH7 - S4Q7 WHAT YOU THINK OF YOUR WEIGHT-W4

Type	Code
Measurement Unit	numeric
H4GH7	7. How do you think of yourself in terms of weight?

			Frequency	% of total	% of valid
Valid	1	very underweight	118	0.75%	0.75%
	2	slightly underweight	1135	7.23%	7.23%
	3	about the right weight	5514	35.12%	35.13%
	4	slightly overweight	6737	42.91%	42.93%
	5	very overweight	2190	13.95%	13.95%
		Total	15,694	99.96%	100%
Missing	6	refused	3	0.02%	
	8	don't know	4	0.03%	
		Total	7	0.04%	

Valid	Invalid	Minimum	Maximum
15694	7	1	5

#### H4GH8 - S4Q8 NUM TIMES FAST FOOD LAST 7 DAYS-W4

Type	Numeric (Double)
H4GH8	8. How many times in the past seven days did you eat food from a fast food restaurant, such as McDonald's, Burger King, Wendy's, Arby's, Pizza Hut, Taco Bell, or Kentucky Fried Chicken or a local fast food restaurant?

			Frequency	% of total	% of valid
Missing	.	missing	70	0.45%	
	99	99 or more times	8	0.05%	
	996	refused	2	0.01%	
	998	don't know	8	0.05%	
		Total	88	0.56%	

Valid	Invalid	Minimum	Maximum	Mean	StdDev
15613	88	0	55	2.3967847...	2.8661635...

 H4GH9 - S4Q9 NUM NON-DIET SWEET DRINKS-W4

Type	Numeric (Double)
H4GH9	9. In the past 7 days, how many regular (non-diet) sweetened drinks did you have? Include regular soda, juice drinks, sweetened tea or coffee, energy drinks, flavored water, or other sweetened drinks.

			Frequency	% of total	% of valid
Missing	99	99 or more drinks	82	0.52%	
	996	refused	1	0.01%	
	998	don't know	35	0.22%	
		Total	118	0.75%	

Valid	Invalid	Minimum	Maximum	Mean	StdDev
15583	118	0	91	11.412629...	12.490198...

 H4GH10 - S4Q10 NUM DIET DRINKS LAST 7 DAYS-W4

Type	Numeric (Double)
H4GH10	10. In the past 7 days, how many diet or low-calorie drinks did you have? Include diet sodas, unsweetened tea or coffee, or other drinks sweetened with artificial sweeteners.

			Frequency	% of total	% of valid
Missing	99	99 or more drinks	18	0.11%	
	996	refused	2	0.01%	
	998	don't know	13	0.08%	
		Total	33	0.21%	

Valid	Invalid	Minimum	Maximum	Mean	StdDev
15668	33	0	95	4.1764743...	8.3626439...

 H4GH11H - S4Q11H LAST ATE/DRANK HOUR-W4

Type	Code
Measurement Unit	numeric
H4GH11H	11H. At what time did you last eat or drink anything other than water, including sugar-containing candy or gum? [Hour]

			Frequency	% of total	% of valid
--	--	--	-----------	------------	------------

Valid	1	1	1439	9.17%	9.21%
	2	2	1159	7.38%	7.41%
	3	3	1041	6.63%	6.66%
	4	4	963	6.13%	6.16%
	5	5	1078	6.87%	6.9%
	6	6	1036	6.6%	6.63%
	7	7	905	5.76%	5.79%
	8	8	1247	7.94%	7.98%
	9	9	1656	10.55%	10.59%
	10	10	1686	10.74%	10.79%
	11	11	1383	8.81%	8.85%
	12	12	2039	12.99%	13.04%
		Total	15,632	99.56%	100%
Missing	96	refused	6	0.04%	
	98	don't know	63	0.4%	
		Total	69	0.44%	

Valid	Invalid	Minimum	Maximum
15632	69	1	12

#### H4GH11M - S4Q11M LAST ATE/DRANK MINUTE-W4

Type	Numeric (Double)
H4GH11M	11M. At what time did you last eat or drink anything other than water, including sugar-containing candy or gum? [Minute]

			Frequency	% of total	% of valid
Missing	96	refused	6	0.04%	
	98	don't know	64	0.41%	
		Total	70	0.45%	

Valid	Invalid	Minimum	Maximum	Mean	StdDev
15631	70	0	59	12.756509...	15.972031...

#### H4GH11T - S4Q11T LAST ATE/DRANK AM/PM-W4

Type	Code
Measurement Unit	numeric
H4GH11T	11T. At what time did you last eat or drink anything other than water, including sugar-containing candy or gum? [am/pm]

			Frequency	% of total	% of valid
Valid	1	am	5702	36.32%	36.45%
	2	pm	9940	63.31%	63.55%
		Total	15,642	99.62%	100%

Missing	6	refused	4	0.03%	
	8	don't know	55	0.35%	
		Total	59	0.38%	

Valid	Invalid	Minimum	Maximum
15642	59	1	2

#### H4GH12 - S4Q12 DRINK CAFFEINE LAST 24HRS-W4

Type	Code
Measurement Unit	numeric
H4GH12	12. Did you drink a caffeinated beverage (e.g., coffee, tea or soda) in the past 24 hours?

			Frequency	% of total	% of valid
Valid	0	no	4815	30.67%	30.68%
	1	yes	10881	69.3%	69.32%
		Total	15,696	99.97%	100%
Missing	8	don't know	5	0.03%	
		Total	5	0.03%	

Valid	Invalid	Minimum	Maximum
15696	5	0	1

#### H4GH13H - S4Q13H TIME OF LAST CAFFEINE BEV HR-W4

Type	Code
Measurement Unit	numeric
H4GH13H	13H. At what time did you last drink a caffeinated beverage? [Hour]

			Frequency	% of total	% of valid
Valid	1	1	904	5.76%	8.32%
	2	2	761	4.85%	7%
	3	3	647	4.12%	5.95%
	4	4	604	3.85%	5.56%
	5	5	589	3.75%	5.42%
	6	6	738	4.7%	6.79%
	7	7	747	4.76%	6.87%
	8	8	1026	6.53%	9.44%
	9	9	1268	8.08%	11.67%
	10	10	1367	8.71%	12.58%
	11	11	910	5.8%	8.37%
	12	12	1306	8.32%	12.02%
		Total	10,867	69.21%	100%



Missing	.	missing	5	0.03%	
	96	refused	2	0.01%	
	97	legitimate skip	4815	30.67%	
	98	don't know	12	0.08%	
		Total	4,834	30.79%	

Valid	Invalid	Minimum	Maximum
10867	4834	1	12

#### H4GH13M - S4Q13M TIME OF LAST CAFFEINE BEV MIN-W4

Type	Numeric (Double)
H4GH13M	13M. At what time did you last drink a caffeinated beverage? [Minute]

			Frequency	% of total	% of valid
Missing	.	missing	5	0.03%	
	96	refused	2	0.01%	
	97	legitimate skip	4815	30.67%	
	98	don't know	15	0.1%	
		Total	4,837	30.81%	

Valid	Invalid	Minimum	Maximum	Mean	StdDev
10864	4837	0	59	11.104105...	15.417206...

#### H4GH13T - S4Q13T TIME OF LAST CAFFENE BEV AM/PM-W4

Type	Code
Measurement Unit	numeric
H4GH13T	13T. At what time did you last drink a caffeinated beverage? [am/pm]

			Frequency	% of total	% of valid
Valid	1	am	4549	28.97%	41.85%
	2	pm	6320	40.25%	58.15%
		Total	10,869	69.22%	100%
Missing	.	missing	5	0.03%	
	6	refused	2	0.01%	
	7	legitimate skip	4815	30.67%	
	8	don't know	10	0.06%	
		Total	4,832	30.78%	

Valid	Invalid	Minimum	Maximum
10869	4832	1	2

#### H4HS1 - S5Q1 BEST DESCRIBE CURR/HEALTH INS-W4

Type	Code
------	------

Measurement Unit	numeric
H4HS1	1. Which of the following best describes your current health insurance situation?

			Frequency	% of total	% of valid
Valid	1	you have no health insurance	3291	20.96%	20.99%
	2	you get insurance through work	7958	50.68%	50.76%
	3	you get insurance through a union	177	1.13%	1.13%
	4	you get insurance through school	197	1.25%	1.26%
	5	you are covered by your husband's or wife's insurance	1782	11.35%	11.37%
	6	you are covered by your parent's insurance	114	0.73%	0.73%
	7	you are covered because you are active duty military	235	1.5%	1.5%
	8	you buy private insurance yourself	592	3.77%	3.78%
	9	you are on Medicaid	1185	7.55%	7.56%
	10	you are covered through the Indian Health Service	32	0.2%	0.2%
	11	you do not know what your health insurance is	116	0.74%	0.74%
	Total	15,679	99.86%	100%	
Missing	96	refused	4	0.03%	
	98	don't know	18	0.11%	
		Total	22	0.14%	

Valid	Invalid	Minimum	Maximum
15679	22	1	11

 H4HS2A - S5Q2A WHY NO HEALTH INS-NO OFFER-W4

Type	Code
Measurement Unit	numeric
H4HS2A	2A. Why do you not have health insurance? Please tell me yes or no as I read the list of options. You are not offered health insurance through work or school.

			Frequency	% of total	% of valid
Valid	0	no	1732	11.03%	52.8%
	1	yes	1548	9.86%	47.2%
	Total	3,280	20.89%	100%	

Missing	6	refused	1	0.01%	
	7	legitimate skip	12410	79.04%	
	8	don't know	10	0.06%	
		Total	12,421	79.11%	

Valid	Invalid	Minimum	Maximum
3280	12421	0	1

#### H4HS2B - S5Q2B WHY NO HLTH INS-TOO EXPENSIVE-W4

Type	Code
Measurement Unit	numeric
H4HS2B	2B. Why do you not have health insurance? Please tell me yes or no as I read the list of options. It is too expensive.

			Frequency	% of total	% of valid
Valid	0	no	882	5.62%	26.96%
	1	yes	2390	15.22%	73.04%
		Total	3,272	20.84%	100%
Missing	7	legitimate skip	12410	79.04%	
	8	don't know	19	0.12%	
		Total	12,429	79.16%	

Valid	Invalid	Minimum	Maximum
3272	12429	0	1

#### H4HS2C - S5Q2C WHY NO HLTH INS-NOT NEED/WANT-W4

Type	Code
Measurement Unit	numeric
H4HS2C	2C. Why do you not have health insurance? Please tell me yes or no as I read the list of options. You do not need or want health insurance.

			Frequency	% of total	% of valid
Valid	0	no	2726	17.36%	82.96%
	1	yes	560	3.57%	17.04%
		Total	3,286	20.93%	100%
Missing	7	legitimate skip	12410	79.04%	
	8	don't know	5	0.03%	
		Total	12,415	79.07%	

Valid	Invalid	Minimum	Maximum
3286	12415	0	1

#### H4HS2D - S5Q2D WHY NO HLTH INS-DENIED INSUR-W4

Type	Code
Measurement Unit	numeric
H4HS2D	2D. Why do you not have health insurance? Please tell me yes or no as I read the list of options. You were denied health insurance.

			Frequency	% of total	% of valid
Valid	0	no	2992	19.06%	91%
	1	yes	251	1.6%	7.63%
	5	not asked on pretest	45	0.29%	1.37%
		Total	3,288	20.94%	100%
Missing	7	legitimate skip	12410	79.04%	
	8	don't know	3	0.02%	
		Total	12,413	79.06%	

Valid	Invalid	Minimum	Maximum
3288	12413	0	5

#### 

Type	Code
Measurement Unit	numeric
H4HS3	3. Over the past 12 months, how many months did you have health insurance?

			Frequency	% of total	% of valid
Valid	0	0 months	2379	15.15%	15.17%
	1	1 month	185	1.18%	1.18%
	2	2 months	194	1.24%	1.24%
	3	3 months	229	1.46%	1.46%
	4	4 months	190	1.21%	1.21%
	5	5 months	160	1.02%	1.02%
	6	6 months	426	2.71%	2.72%
	7	7 months	166	1.06%	1.06%
	8	8 months	248	1.58%	1.58%
	9	9 months	282	1.8%	1.8%
	10	10 months	216	1.38%	1.38%
	11	11 months	201	1.28%	1.28%
	12	12 months	10803	68.8%	68.9%
		Total	15,679	99.86%	100%
Missing	96	refused	1	0.01%	
	98	don't know	21	0.13%	
		Total	22	0.14%	

Valid	Invalid	Minimum	Maximum
15679	22	0	12

#### H4HS4 - S5Q4 PAST 12/MON NEEDED MED CARE-W4

Type	Code
Measurement Unit	numeric
H4HS4	4. Has there been any time in the past 12 months when you thought you should get medical care, but you did not?

			Frequency	% of total	% of valid
Valid	0	no	11814	75.24%	75.27%
	1	yes	3882	24.72%	24.73%
	Total		15,696	99.97%	100%
Missing	8	don't know	5	0.03%	
	Total		5	0.03%	

Valid	Invalid	Minimum	Maximum
15696	5	0	1

#### H4HS5 - S5Q5 PAST12 MON PROB GOT WORSE-W4

Type	Code
Measurement Unit	numeric
H4HS5	5. In the past 12 months, did a health problem get worse because you did not get care when you thought you should?

			Frequency	% of total	% of valid
Valid	0	no	2387	15.2%	61.7%
	1	yes	1482	9.44%	38.3%
	Total		3,869	24.64%	100%
Missing	7	legitimate skip	11819	75.28%	
	8	don't know	13	0.08%	
	Total		11,832	75.36%	

Valid	Invalid	Minimum	Maximum
3869	11832	0	1

#### H4HS6 - S5Q6 LOCATION HEALTH CARE FACILITY-W4

Type	Code
Measurement Unit	numeric
H4HS6	6. Where do you usually go when you are sick or need health care?

			Frequency	% of total	% of valid
--	--	--	-----------	------------	------------

Valid	1	never get sick or need health care	931	5.93%	5.93%
	2	hospital-based clinic	2176	13.86%	13.87%
	3	hospital emergency room	2012	12.81%	12.83%
	4	community health center or clinic	1294	8.24%	8.25%
	5	health maintenance organization (HMO)	664	4.23%	4.23%
	6	private doctor's office	7637	48.64%	48.68%
	7	school or college clinic	177	1.13%	1.13%
	8	military hospital or clinic	410	2.61%	2.61%
	9	clinic at work	77	0.49%	0.49%
	10	some other place	310	1.97%	1.98%
		Total	15,688	99.92%	100%
Missing	96	refused	2	0.01%	
	98	don't know	11	0.07%	
		Total	13	0.08%	


Valid	Invalid	Minimum	Maximum
15688	13	1	10

#### H4HS7 - S5Q7 LAST ROUTINE CHECK-UP-W4

Type	Code
Measurement Unit	numeric
H4HS7	7. How long ago did you last have a routine check-up?

			Frequency	% of total	% of valid
Valid	1	within the past 3 months	3571	22.74%	22.79%
	2	4 to 6 months ago	2591	16.5%	16.54%
	3	7 to 9 months ago	1495	9.52%	9.54%
	4	10 to 12 months ago	2056	13.09%	13.12%
	5	longer than 1 year ago but less than 2 years ago	2239	14.26%	14.29%
	6	2 years ago or longer	3435	21.88%	21.92%
	7	never	282	1.8%	1.8%
		Total	15,669	99.8%	100%
Missing	96	refused	1	0.01%	
	98	don't know	31	0.2%	
		Total	32	0.2%	

Valid	Invalid	Minimum	Maximum
15669	32	1	7

 H4HS8 - S5Q8 PAST 12 MON DENTAL EXAM-W4

Type	Code
Measurement Unit	numeric
H4HS8	8. In the past 12 months have you had a dental examination by a dentist or dental hygienist?

			Frequency	% of total	% of valid
Valid	0	no	6811	43.38%	43.38%
	1	yes	8888	56.61%	56.62%
	Total		15,699	99.99%	100%
Missing	8	don't know	2	0.01%	
	Total		2	0.01%	

Valid	Invalid	Minimum	Maximum
15699	2	0	1

 H4HS9 - S5Q9 PAST12 MON PSYCHO/COUNSELING-W4

Type	Code
Measurement Unit	numeric
H4HS9	9. In the past 12 months have you received psychological or emotional counseling?

			Frequency	% of total	% of valid
Valid	0	no	14164	90.21%	90.23%
	1	yes	1533	9.76%	9.77%
	Total		15,697	99.97%	100%
Missing	6	refused	1	0.01%	
	8	don't know	3	0.02%	
	Total		4	0.03%	

Valid	Invalid	Minimum	Maximum
15697	4	0	1

 H4ID1 - S06Q1 LIMIT:MODERATE ACTIVITIES-W4

Type	Code
Measurement Unit	numeric
H4ID1	1. How much does your health now limit you in these activities: moderate activities, such as moving a table, pushing a vacuum cleaner, bowling, playing golf?

			Frequency	% of total	% of valid
--	--	--	-----------	------------	------------

Valid	1	not limited	14253	90.78%	90.8%
	2	limited a little	1071	6.82%	6.82%
	3	limited a lot	374	2.38%	2.38%
		Total	15,698	99.98%	100%
Missing	6	refused	1	0.01%	
	8	don't know	2	0.01%	
		Total	3	0.02%	

Valid	Invalid	Minimum	Maximum
15698	3	1	3

#### H4ID2 - S06Q2 LIMIT:CLIMB SEV. FLIGHT STAIRS-W4

Type	Code
Measurement Unit	numeric
H4ID2	2. How much does your health now limit you in: climbing several flights of stairs?

			Frequency	% of total	% of valid
Valid	1	not limited	446	2.84%	30.89%
	2	limited a little	623	3.97%	43.14%
	3	limited a lot	375	2.39%	25.97%
		Total	1,444	9.2%	100%
Missing	7	legitimate skip	14256	90.8%	
	8	don't know	1	0.01%	
		Total	14,257	90.8%	

Valid	Invalid	Minimum	Maximum
1444	14257	1	3

#### H4ID3 - S06Q3 LIMIT CAUSE BY COND>YR/RECENT-W4

Type	Code
Measurement Unit	numeric
H4ID3	3. Is your limitation in activities caused by a condition that has lasted more than a year, or by a condition that has developed recently?

			Frequency	% of total	% of valid
Valid	1	lasted more than a year	878	5.59%	61.14%
	2	developed recently	558	3.55%	38.86%
		Total	1,436	9.15%	100%
Missing	7	legitimate skip	14256	90.8%	
	8	don't know	9	0.06%	
		Total	14,265	90.85%	



Valid	Invalid	Minimum	Maximum
1436	14265	1	2

#### H4ID4 - S06Q4 USE BRACE, CANE, WHEELCHAIR-W4

Type	Code
Measurement Unit	numeric
H4ID4	4. Do you use a brace, cane, wheelchair or other device because of a physical condition?

			Frequency	% of total	% of valid
Valid	0	no	15014	95.62%	96.65%
	1	yes	520	3.31%	3.35%
	Total		15,534	98.94%	100%
Missing	5	not asked	167	1.06%	
	Total		167	1.06%	

Valid	Invalid	Minimum	Maximum
15534	167	0	1

#### H4ID5A - S06Q5A EVER BEEN DX CANCER/LEUKEMIA-W4

Type	Code
Measurement Unit	numeric
H4ID5A	5A. Has a doctor, nurse or other health care provider ever told you that you have or had: cancer or lymphoma or leukemia? Don't include skin cancer, except melanoma?

			Frequency	% of total	% of valid
Valid	0	no	15490	98.66%	98.66%
	1	yes	210	1.34%	1.34%
	Total		15,700	99.99%	100%
Missing	6	refused	1	0.01%	
	Total		1	0.01%	

Valid	Invalid	Minimum	Maximum
15700	1	0	1

#### H4ID6A - S06Q6A AGE DX CANCER/LEUKEMIA-W4

Type	Code
Measurement Unit	Numeric (Double)
H4ID6A	6A. How old were you when the doctor, nurse or other health care provider first told you?

			Frequency	% of total	% of valid
--	--	--	-----------	------------	------------

Missing	97	legitimate skip	15491	98.66%	
	98	don't know	1	0.01%	
		Total	15,492	98.67%	

Valid	Invalid	Minimum	Maximum	Mean	StdDev
209	15492	0	30	20.765550...	7.1115804...

#### H4ID5B - S06Q5B HIGH CHOLESTEROL/LIPIDS/TRIG-W4

Type	Code
Measurement Unit	numeric
H4ID5B	5B. Has a doctor, nurse or other health care provider ever told you that you have or had: high blood cholesterol or triglycerides or lipids?

			Frequency	% of total	% of valid
Valid	0	no	14427	91.89%	91.9%
	1	yes	1271	8.1%	8.1%
		Total	15,698	99.98%	100%
Missing	6	refused	2	0.01%	
	8	don't know	1	0.01%	
		Total	3	0.02%	

Valid	Invalid	Minimum	Maximum
15698	3	0	1

#### H4ID6B - S06Q6B AGE DX HIGH CHOLEST/LIPID/TRIG-W4

Type	Numeric (Double)
H4ID6B	6B. How old were you when the doctor, nurse or other health care provider diagnosed you with high blood cholesterol or triglycerides or lipids?

			Frequency	% of total	% of valid
Missing	97	legitimate skip	14430	91.9%	
	98	don't know	4	0.03%	
		Total	14,434	91.93%	

Valid	Invalid	Minimum	Maximum	Mean	StdDev
1267	14434	1	33	24.728492...	5.3664013...

#### H4ID5C - S06Q5C EVER DX W/HIGH BLOOD PRESSUR-W4

Type	Code
Measurement Unit	numeric
H4ID5C	5C. Has a doctor, nurse or other health care provider ever told you that you have or had: high blood pressure or hypertension {if female add, when you were not pregnant}?

			Frequency	% of total	% of valid
Valid	0	no	14036	89.4%	89.41%
	1	yes	1662	10.59%	10.59%
	Total		15,698	99.98%	100%
Missing	6	refused	2	0.01%	
	8	don't know	1	0.01%	
	Total		3	0.02%	

Valid	Invalid	Minimum	Maximum
15698	3	0	1

#### H4ID6C - S06Q6C AGE DX HIGH BLOOD PRESSURE-W4

Type	Numeric (Double)
H4ID6C	6C. How old were you when the doctor, nurse or other health care provider diagnosed you with high blood pressure or hypertension?

			Frequency	% of total	% of valid
Missing	97	legitimate skip	14039	89.41%	
	98	don't know	7	0.04%	
	Total		14,046	89.46%	

Valid	Invalid	Minimum	Maximum	Mean	StdDev
1655	14046	0	33	24.583081...	5.0713367...

#### H4ID5D - S06Q5D EVER BEEN DX WITH DIABETES-W4

Type	Code
Measurement Unit	numeric
H4ID5D	5D. Has a doctor, nurse or other health care provider ever told you that you have or had: high blood sugar or diabetes {if female add, when you were not pregnant}?

			Frequency	% of total	% of valid
Valid	0	no	15252	97.14%	97.15%
	1	yes	447	2.85%	2.85%
	Total		15,699	99.99%	100%
Missing	6	refused	2	0.01%	
	Total		2	0.01%	

Valid	Invalid	Minimum	Maximum
15699	2	0	1

#### H4ID6D - S06Q6D AGE DX WITH DIABETES-W4

Type	Numeric (Double)

H4ID6D	6D. How old were you when the doctor, nurse or other health care provider diagnosed you with high blood sugar or diabetes?
--------	--

			Frequency	% of total	% of valid
Missing	97	legitimate skip	15254	97.15%	
	98	don't know	3	0.02%	
		Total	15,257	97.17%	

Valid	Invalid	Minimum	Maximum	Mean	StdDev
444	15257	0	32	23.193693...	6.5309373...

#### H4ID5E - S06Q5E EVER BEEN DX HEART DISEASE-W4

Type	Code
Measurement Unit	numeric
H4ID5E	5E. Has a doctor, nurse or other health care provider ever told you that you have or had: heart disease?

			Frequency	% of total	% of valid
Valid	0	no	15575	99.2%	99.21%
	1	yes	124	0.79%	0.79%
		Total	15,699	99.99%	100%
Missing	6	refused	2	0.01%	
		Total	2	0.01%	

Valid	Invalid	Minimum	Maximum
15699	2	0	1

#### H4ID6E - S06Q6E AGE DX HEART DISEASE-W4

Type	Numeric (Double)
H4ID6E	6E. How old were you when the doctor, nurse or other health care provider diagnosed you with heart disease?

			Frequency	% of total	% of valid
Missing	97	legitimate skip	15577	99.21%	
	98	don't know	2	0.01%	
		Total	15,579	99.22%	

Valid	Invalid	Minimum	Maximum	Mean	StdDev
122	15579	0	33	16.590163...	10.239087...

#### H4ID5F - S06Q5F EVER BEEN DX ASTHM/CR BRN/EMPH-W4

Type	Code
Measurement Unit	numeric

H4ID5F	5F. Has a doctor, nurse or other health care provider ever told you that you have or had: asthma, chronic bronchitis or emphysema?
--------	--

			Frequency	% of total	% of valid
Valid	0	no	13376	85.19%	85.2%
	1	yes	2323	14.8%	14.8%
		Total	15,699	99.99%	100%
Missing	6	refused	2	0.01%	
		Total	2	0.01%	

Valid	Invalid	Minimum	Maximum
15699	2	0	1

#### H4ID6F - S06Q6F AGE DX ASTHMA/CHRN BRONC/EMPHY-W4

Type	Numeric (Double)
H4ID6F	6F. How old were you when the doctor, nurse or other health care provider diagnosed you with asthma, chronic bronchitis or emphysema?

			Frequency	% of total	% of valid
Missing	96	refused	1	0.01%	
	97	legitimate skip	13378	85.2%	
	98	don't know	19	0.12%	
		Total	13,398	85.33%	

Valid	Invalid	Minimum	Maximum	Mean	StdDev
2303	13398	0	32	11.779418...	8.1226465...

#### H4ID5G - S06Q5G EVER BEEN DX MIGRAINES-W4

Type	Code
Measurement Unit	numeric
H4ID5G	5G. Has a doctor, nurse or other health care provider ever told you that you have or had: migraine headaches?

			Frequency	% of total	% of valid
Valid	0	no	13468	85.78%	85.79%
	1	yes	2231	14.21%	14.21%
		Total	15,699	99.99%	100%
Missing	6	refused	2	0.01%	
		Total	2	0.01%	

Valid	Invalid	Minimum	Maximum
15699	2	0	1

 H4ID6G - S06Q6G AGE DX MIGRAINE HEADACHES-W4

Type	Numeric (Double)
H4ID6G	6G. How old were you when the doctor, nurse or other health care provider diagnosed you with migraine headaches?

			Frequency	% of total	% of valid
Missing	97	legitimate skip	13470	85.79%	
	98	don't know	12	0.08%	
Total			13,482	85.87%	

Valid	Invalid	Minimum	Maximum	Mean	StdDev
2219	13482	0	32	18.819738...	6.7010723...

 H4ID5H - S06Q5H EVER BEEN DX WITH DEPRESSION-W4

Type	Code
Measurement Unit	numeric
H4ID5H	5H. Has a doctor, nurse or other health care provider ever told you that you have or had: depression?

			Frequency	% of total	% of valid
Valid	0	no	13292	84.66%	84.67%
	1	yes	2406	15.32%	15.33%
Total			15,698	99.98%	100%
Missing	6	refused	2	0.01%	
	8	don't know	1	0.01%	
Total			3	0.02%	

Valid	Invalid	Minimum	Maximum
15698	3	0	1

 H4ID6H - S06Q6H AGE DX DEPRESSION-W4

Type	Numeric (Double)
H4ID6H	6H. How old were you when the doctor, nurse or other health care provider diagnosed you with depression?

			Frequency	% of total	% of valid
Missing	96	refused	2	0.01%	
	97	legitimate skip	13295	84.68%	
	98	don't know	10	0.06%	
Total			13,307	84.75%	

Valid	Invalid	Minimum	Maximum	Mean	StdDev

2394	13307	1	33	21.124477...	5.7129008...
------	-------	---	----	--------------	--------------

#### H4ID5I - S06Q5I EVER BEEN DX PTSD-W4

Type	Code
Measurement Unit	numeric
H4ID5I	5I. Has a doctor, nurse or other health care provider ever told you that you have or had: post-traumatic stress disorder or PTSD?

			Frequency	% of total	% of valid
Valid	0	no	15245	97.1%	97.11%
	1	yes	453	2.89%	2.89%
	Total		15,698	99.98%	100%
Missing	6	refused	3	0.02%	
	Total		3	0.02%	

Valid	Invalid	Minimum	Maximum
15698	3	0	1

#### H4ID6I - S06Q6I AGE DX PST TRAU STR DIS(PTSD)-W4

Type	Numeric (Double)
H4ID6I	6I. How old were you when the doctor, nurse or other health care provider diagnosed you with post-traumatic stress disorder?

			Frequency	% of total	% of valid
Missing	97	legitimate skip	15248	97.11%	
	Total		15,248	97.11%	

Valid	Invalid	Minimum	Maximum	Mean	StdDev
453	15248	1	32	22.417218...	5.5367128...

#### H4ID5J - S06Q5J EVER BEEN DX PANIC/ANXIETY DIS-W4

Type	Code
Measurement Unit	numeric
H4ID5J	5J. Has a doctor, nurse or other health care provider ever told you that you have or had: anxiety or panic disorder?

			Frequency	% of total	% of valid
Valid	0	no	13872	88.35%	88.36%
	1	yes	1827	11.64%	11.64%
	Total		15,699	99.99%	100%
Missing	6	refused	2	0.01%	
	Total		2	0.01%	

Valid	Invalid	Minimum	Maximum
15699	2	0	1

#### H4ID6J - S06Q6J AGE DX PANIC/ANXIETY DISORDER-W4

Type	Numeric (Double)
H4ID6J	6J. How old were you when the doctor, nurse or other health care provider diagnosed you with anxiety or panic disorder?

			Frequency	% of total	% of valid
Missing	96	refused	1	0.01%	
	97	legitimate skip	13874	88.36%	
	98	don't know	6	0.04%	
Total			13,881	88.41%	

Valid	Invalid	Minimum	Maximum	Mean	StdDev
1820	13881	0	32	22.741758...	5.2458327...

#### H4ID5K - S06Q5K EVER BEEN DX W/EPILEPSY/SEIZ-W4

Type	Code
Measurement Unit	numeric
H4ID5K	5K. Has a doctor, nurse or other health care provider ever told you that you have or had: epilepsy or another seizure disorder?

			Frequency	% of total	% of valid
Valid	0	no	15480	98.59%	98.61%
	1	yes	219	1.39%	1.39%
	Total		15,699	99.99%	100%
Missing	6	refused	2	0.01%	
	Total		2	0.01%	

Valid	Invalid	Minimum	Maximum
15699	2	0	1

#### H4ID6K - S06Q6K AGE DX EPILEPSY/SEIZURE DIS-W4

Type	Numeric (Double)
H4ID6K	6K. How old were you when the doctor, nurse or other health care provider diagnosed you with epilepsy or another seizure disorder?

			Frequency	% of total	% of valid
Missing	97	legitimate skip	15482	98.61%	
	98	don't know	4	0.03%	
	Total		15,486	98.63%	



Valid	Invalid	Minimum	Maximum	Mean	StdDev
215	15486	0	31	13.423255...	8.8683211...

#### H4ID5L - S06Q5L EVER BEEN DX ADD/ADHD-W4

Type	Code
Measurement Unit	numeric
H4ID5L	5L. Has a doctor, nurse or other health care provider ever told you that you have or had: attention problems or ADD or ADHD?

			Frequency	% of total	% of valid
Valid	0	no	14924	95.05%	95.06%
	1	yes	775	4.94%	4.94%
	Total		15,699	99.99%	100%
Missing	6	refused	2	0.01%	
	Total		2	0.01%	

Valid	Invalid	Minimum	Maximum
15699	2	0	1

#### H4ID6L - S06Q6L AGE DX ADD/ADHD-W4

Type	Code
Measurement Unit	Numeric (Double)
H4ID6L	6L. How old were you when the doctor, nurse or other health care provider diagnosed you with attention problems or ADD or ADHD?

			Frequency	% of total	% of valid
Missing	97	legitimate skip	14926	95.06%	
	98	don't know	11	0.07%	
	Total		14,937	95.13%	

Valid	Invalid	Minimum	Maximum	Mean	StdDev
764	14937	1	32	13.801047...	7.5006123...

#### H4ID5M - S06Q5M EVER BEEN DX HIV/AIDS-W4

Type	Code
Measurement Unit	numeric
H4ID5M	5M. Has a doctor, nurse or other health care provider ever told you that you have or had: HIV/AIDS?

			Frequency	% of total	% of valid
Valid	0	no	15487	98.64%	99.88%
	1	yes	19	0.12%	0.12%
	Total		15,506	98.76%	100%

Missing	5	not asked	193	1.23%	
	6	refused	2	0.01%	
		Total	195	1.24%	

Valid	Invalid	Minimum	Maximum
15506	195	0	1

#### H4ID6M - S06Q6M AGE DX HIV/AIDS-W4

Type	Numeric (Double)
H4ID6M	6M. How old were you when the doctor, nurse or other health care provider diagnosed you with HIV/AIDS?

			Frequency	% of total	% of valid
Missing	95	not asked	193	1.23%	
	97	legitimate skip	15489	98.65%	
		Total	15,682	99.88%	

Valid	Invalid	Minimum	Maximum	Mean	StdDev
19	15682	5	30	20.736842...	6.0354702...

#### H4ID5N - S06Q5N EVER BEEN DX HEPATITIS C-W4

Type	Code
Measurement Unit	numeric
H4ID5N	5N. Has a doctor, nurse or other health care provider ever told you that you have or had: Hepatitis C?

			Frequency	% of total	% of valid
Valid	0	no	15476	98.57%	99.81%
	1	yes	30	0.19%	0.19%
		Total	15,506	98.76%	100%
Missing	5	not asked	193	1.23%	
	6	refused	2	0.01%	
		Total	195	1.24%	

Valid	Invalid	Minimum	Maximum
15506	195	0	1

#### H4ID6N - S06Q6N AGE DX HEPATITIS C-W4

Type	Numeric (Double)
H4ID6N	6N. How old were you when the doctor, nurse or other health care provider diagnosed you with Hepatitis C?

			Frequency	% of total	% of valid
--	--	--	-----------	------------	------------

Missing	95	not asked	193	1.23%	
	97	legitimate skip	15478	98.58%	
		Total	15,671	99.81%	

Valid	Invalid	Minimum	Maximum	Mean	StdDev
30	15671	4	30	21.933333...	6.3241918...

#### H4ID7 - S06Q7 SERIOUS INJURY PAST YEAR-W4

Type	Code
Measurement Unit	numeric
H4ID7	7. In the past 12 months, have you suffered any serious injuries? For example, broken bones, cuts or lacerations, burns, torn muscles, tendons or ligaments, or other injuries that interfered with your ability to perform daily tasks.

			Frequency	% of total	% of valid
Valid	0	no	13646	86.91%	86.92%
	1	yes	2053	13.08%	13.08%
		Total	15,699	99.99%	100%
Missing	6	refused	1	0.01%	
	8	don't know	1	0.01%	
		Total	2	0.01%	

Valid	Invalid	Minimum	Maximum
15699	2	0	1

#### H4ID8 - S06Q8 MVA WITHIN PAST YEAR-W4

Type	Code
Measurement Unit	numeric
H4ID8	8. In the past 12 months, were you involved in a motor vehicle accident?

			Frequency	% of total	% of valid
Valid	0	no	14097	89.78%	89.79%
	1	yes	1603	10.21%	10.21%
		Total	15,700	99.99%	100%
Missing	8	don't know	1	0.01%	
		Total	1	0.01%	

Valid	Invalid	Minimum	Maximum
15700	1	0	1

#### H4ID9A - S06Q9A GUM DIS/LOST TOOTH LAST MONTH-W4

Type	Code
------	------

Measurement Unit	numeric
H4ID9A	9A. Have you had gum disease (gingivitis; periodontal disease) or tooth loss because of cavities in the last four weeks?

			Frequency	% of total	% of valid
Valid	0	no	15209	96.87%	96.88%
	1	yes	489	3.11%	3.12%
	Total		15,698	99.98%	100%
Missing	6	refused	2	0.01%	
	8	don't know	1	0.01%	
	Total		3	0.02%	

Valid	Invalid	Minimum	Maximum
15698	3	0	1

#### H4ID9B - S06Q9B ACTIVE INFECTION LAST MONTH-W4

Type	Code
Measurement Unit	numeric
H4ID9B	9B. Have you had an active infection in the last four weeks?

			Frequency	% of total	% of valid
Valid	0	no	15188	96.73%	96.75%
	1	yes	511	3.25%	3.25%
	Total		15,699	99.99%	100%
Missing	6	refused	2	0.01%	
	Total		2	0.01%	

Valid	Invalid	Minimum	Maximum
15699	2	0	1

#### H4ID9C - S06Q9C SUSTAIN INJURY LAST MONTH-W4

Type	Code
Measurement Unit	numeric
H4ID9C	9C. Have you had an injury in the last four weeks?

			Frequency	% of total	% of valid
Valid	0	no	15145	96.46%	96.47%
	1	yes	554	3.53%	3.53%
	Total		15,699	99.99%	100%
Missing	6	refused	2	0.01%	
	Total		2	0.01%	

Valid	Invalid	Minimum	Maximum
15699	2	0	1

 H4ID9D - S06Q9D ACUTE ILLNESS LAST MONTH-W4

Type	Code
Measurement Unit	numeric
H4ID9D	9D. Have you had an acute illness in the last four weeks?

			Frequency	% of total	% of valid
Valid	0	no	15435	98.31%	98.32%
	1	yes	264	1.68%	1.68%
	Total		15,699	99.99%	100%
Missing	6	refused	2	0.01%	
	Total		2	0.01%	

Valid	Invalid	Minimum	Maximum
15699	2	0	1

 H4ID9E - S06Q9E SURGERY LAST MONTH-W4

Type	Code
Measurement Unit	numeric
H4ID9E	9E. Have you had surgery in the last four weeks?

			Frequency	% of total	% of valid
Valid	0	no	15385	97.99%	98%
	1	yes	314	2%	2%
	Total		15,699	99.99%	100%
Missing	6	refused	2	0.01%	
	Total		2	0.01%	

Valid	Invalid	Minimum	Maximum
15699	2	0	1

 H4ID9F - S06Q9F HAY FEVER SXS LAST MONTH-W4

Type	Code
Measurement Unit	numeric
H4ID9F	9F. Have you had active seasonal allergies (hay fever) in last four weeks?

			Frequency	% of total	% of valid
Valid	0	no	13306	84.75%	84.76%
	1	yes	2393	15.24%	15.24%
	Total		15,699	99.99%	100%

Missing	6	refused	2	0.01%	
		Total	2	0.01%	

Valid	Invalid	Minimum	Maximum
15699	2	0	1

#### H4ID9G - S06Q9G NONE OF ABOVE-W4

Type	Code
Measurement Unit	numeric
H4ID9G	9G. Have you had none of the above in the last four weeks?

			Frequency	% of total	% of valid
Valid	0	no	4016	25.58%	25.58%
	1	yes	11683	74.41%	74.42%
		Total	15,699	99.99%	100%
Missing	6	refused	2	0.01%	
		Total	2	0.01%	

Valid	Invalid	Minimum	Maximum
15699	2	0	1

#### H4ID10A - S06Q10A FLU SXS-PAST 2 WEEKS-W4

Type	Code
Measurement Unit	numeric
H4ID10A	10A. Have you had cold or Flu-like symptoms such as sore throat, runny nose, or cough in the last two weeks?

			Frequency	% of total	% of valid
Valid	0	no	12211	77.77%	77.78%
	1	yes	3489	22.22%	22.22%
		Total	15,700	99.99%	100%
Missing	6	refused	1	0.01%	
		Total	1	0.01%	

Valid	Invalid	Minimum	Maximum
15700	1	0	1

#### H4ID10B - S06Q10B FEVER-PAST 2 WEEKS-W4

Type	Code
Measurement Unit	numeric
H4ID10B	10B. Have you had fever in the last two weeks?

			Frequency	% of total	% of valid
--	--	--	-----------	------------	------------

Valid	0	no	15033	95.75%	95.75%
	1	yes	667	4.25%	4.25%
		Total	15,700	99.99%	100%
Missing	6	refused	1	0.01%	
		Total	1	0.01%	

Valid	Invalid	Minimum	Maximum
15700	1	0	1

 H4ID10C - S06Q10C NIGHT SWEATS-PAST 2 WEEKS-W4

Type	Code
Measurement Unit	numeric
H4ID10C	10C. Have you had night sweats in the last two weeks?

			Frequency	% of total	% of valid
Valid	0	no	15065	95.95%	95.96%
	1	yes	635	4.04%	4.04%
		Total	15,700	99.99%	100%
Missing	6	refused	1	0.01%	
		Total	1	0.01%	

Valid	Invalid	Minimum	Maximum
15700	1	0	1

 H4ID10D - S06Q10D DIARR/NAUSEA/VOMIT PAST 2 WKS-W4

Type	Code
Measurement Unit	numeric
H4ID10D	10D. Have you had nausea or vomiting or diarrhea in the last two weeks?

			Frequency	% of total	% of valid
Valid	0	no	14421	91.85%	91.85%
	1	yes	1279	8.15%	8.15%
		Total	15,700	99.99%	100%
Missing	6	refused	1	0.01%	
		Total	1	0.01%	

Valid	Invalid	Minimum	Maximum
15700	1	0	1

 H4ID10E - S06Q10E BLOODY STOOL-PAST 2 WEEKS-W4

Type	Code
Measurement Unit	numeric

H4ID10E	10E. Have you had blood in stool (feces) or in urine in the last two weeks?
---------	---

			Frequency	% of total	% of valid
Valid	0	no	15566	99.14%	99.15%
	1	yes	134	0.85%	0.85%
		Total	15,700	99.99%	100%
Missing	6	refused	1	0.01%	
		Total	1	0.01%	

Valid	Invalid	Minimum	Maximum
15700	1	0	1

#### H4ID10F - S06Q10F POLYURIA-PAST 2 WEEKS-W4

Type	Code
Measurement Unit	numeric
H4ID10F	10F. Have you had frequent urination in the last two weeks?

			Frequency	% of total	% of valid
Valid	0	no	15132	96.38%	96.38%
	1	yes	568	3.62%	3.62%
		Total	15,700	99.99%	100%
Missing	6	refused	1	0.01%	
		Total	1	0.01%	

Valid	Invalid	Minimum	Maximum
15700	1	0	1

#### H4ID10G - S06Q10G SKIN RASH-PAST 2 WEEKS-W4

Type	Code
Measurement Unit	numeric
H4ID10G	10G. Have you had skin rash or abscess in the last two weeks?

			Frequency	% of total	% of valid
Valid	0	no	15168	96.61%	96.61%
	1	yes	532	3.39%	3.39%
		Total	15,700	99.99%	100%
Missing	6	refused	1	0.01%	
		Total	1	0.01%	

Valid	Invalid	Minimum	Maximum
15700	1	0	1



 H4ID10H - S06Q10H NONE OF ABOVE SYMPTOMS-W4

Type	Code
Measurement Unit	numeric
H4ID10H	10H. Have you had none of the above in the last two weeks?

			Frequency	% of total	% of valid
Valid	0	no	5319	33.88%	33.88%
	1	yes	10381	66.12%	66.12%
Total			15,700	99.99%	100%
Missing	6	refused	1	0.01%	
	Total		1	0.01%	

Valid	Invalid	Minimum	Maximum
15700	1	0	1

 H4ID11 - S06Q11 ASPIRIN/ASA-CONTAINING PROD-W4

Type	Code
Measurement Unit	numeric
H4ID11	11. Regarding your current medication use: In the past 24 hours, have you taken aspirin or aspirin-containing medications including cold and allergy medications or headache powders? Do not include acetaminophen for example, Tylenol, or ibuprofen, for example, Advil, Motrin or Nuprin. Some examples of aspirin-containing medications include: Anacin, Aspirin, B C.Backache Relief Extra Strength, Bayer, Excedrin, Goody's, Pain Relief, Pain Reliever Added Strength, Vanquish

			Frequency	% of total	% of valid
Valid	0	no	13302	84.72%	84.76%
	1	yes	2392	15.23%	15.24%
Total			15,694	99.96%	100%
Missing	6	refused	1	0.01%	
	8	don't know	6	0.04%	
	Total		7	0.04%	

Valid	Invalid	Minimum	Maximum
15694	7	0	1

 H4ID12 - S06Q12 USING OTHER NSAID(S)-W4

Type	Code
Measurement Unit	numeric

H4ID12	12. In the past 24 hours, have you taken other anti-inflammatory medications? Do not include acetaminophen for example, Tylenol or aspirin-containing medications. Some examples of those include: Advil, Aleve, Ibuprofen, Motrin, Naproxen, Nuprin
--------	--

			Frequency	% of total	% of valid
Valid	0	no	12723	81.03%	81.06%
	1	yes	2972	18.93%	18.94%
	Total		15,695	99.96%	100%
Missing	6	refused	1	0.01%	
	8	don't know	5	0.03%	
	Total		6	0.04%	

Valid	Invalid	Minimum	Maximum
15695	6	0	1

#### H4ID13 - S06Q13 TOTAL BLINDNESS ONE/BOTH EYES-W4

Type	Code
Measurement Unit	numeric
H4ID13	13. Do you have total blindness in one or both eyes?

			Frequency	% of total	% of valid
Valid	2	no	15615	99.45%	99.46%
	3	yes, one eye	61	0.39%	0.39%
	4	yes, both eyes	24	0.15%	0.15%
	Total		15,700	99.99%	100%
Missing	6	refused	1	0.01%	
	Total		1	0.01%	

Valid	Invalid	Minimum	Maximum
15700	1	2	4

#### H4ID14 - S06Q14 USE GLASSES OR CONTACTS-W4

Type	Code
Measurement Unit	numeric
H4ID14	14. Do you use eyeglasses, contact lenses, both, or neither for vision correction?

			Frequency	% of total	% of valid
Valid	1	eyeglasses	3519	22.41%	22.45%
	2	contact lenses	952	6.06%	6.07%
	3	both	2844	18.11%	18.14%
	4	neither	8359	53.24%	53.33%

		Total	15,674	99.83%	100%
Missing	6	refused	3	0.02%	
	7	legitimate skip	24	0.15%	
		Total	27	0.17%	

Valid	Invalid	Minimum	Maximum
15674	27	1	4

#### H4ID15 - S06Q15 W/CORRECTION HOW IS EYESIGHT-W4

Type	Code
Measurement Unit	numeric
H4ID15	15. With eyeglasses or contact lenses, how is your eyesight?

			Frequency	% of total	% of valid
Valid	1	excellent	3524	22.44%	48.19%
	2	good	3211	20.45%	43.91%
	3	fair	439	2.8%	6%
	4	poor	97	0.62%	1.33%
	5	very poor	42	0.27%	0.57%
		Total	7,313	46.58%	100%
Missing	6	refused	3	0.02%	
	7	legitimate skip	8383	53.39%	
	8	don't know	2	0.01%	
		Total	8,388	53.42%	

Valid	Invalid	Minimum	Maximum
7313	8388	1	5

#### H4ID16 - S06Q16 EVER WORN HEARING AID-W4

Type	Code
Measurement Unit	numeric
H4ID16	16. Have you ever worn a hearing aid?

			Frequency	% of total	% of valid
Valid	0	no	15613	99.44%	99.44%
	1	yes	88	0.56%	0.56%
		Total	15,701	100%	100%

Valid	Invalid	Minimum	Maximum
15701	0	0	1

#### H4ID17 - S06Q17 BEST DESCRIBES UNAIDED HEARING-W4

Type	Code
Measurement Unit	numeric
H4ID17	17. Which statement best describes your hearing without a hearing aid or other assistive devices?

			Frequency	% of total	% of valid
Valid	1	excellent	9029	57.51%	57.51%
	2	good	5576	35.51%	35.51%
	3	a little trouble	883	5.62%	5.62%
	4	moderate hearing trouble	161	1.03%	1.03%
	5	a lot of trouble	43	0.27%	0.27%
	6	deaf	9	0.06%	0.06%
Total			15,701	100%	100%

Valid	Invalid	Minimum	Maximum
15701	0	1	6

#### H4ID18 - S06Q18 STUTTERING STAMMERING PROBLEM-W4

Type	Code
Measurement Unit	numeric
H4ID18	18. Do you have a problem with stuttering or stammering?

			Frequency	% of total	% of valid
Valid	0	no	15037	95.77%	95.78%
	1	yes	663	4.22%	4.22%
	Total		15,700	99.99%	100%
Missing	8	don't know	1	0.01%	
	Total		1	0.01%	

Valid	Invalid	Minimum	Maximum
15700	1	0	1

#### H4ID19 - S06Q19 BEST DESCRIBES STUTT/STAM PROB-W4

Type	Code
Measurement Unit	numeric
H4ID19	19. How would you describe your stuttering or stammering at this time?

			Frequency	% of total	% of valid
Valid	1	mild	581	3.7%	87.76%
	2	moderate	72	0.46%	10.88%
	3	severe	9	0.06%	1.36%
Total			662	4.22%	100%

Missing	6	refused	1	0.01%	
	7	legitimate skip	15038	95.78%	
		Total	15,039	95.78%	

Valid	Invalid	Minimum	Maximum
662	15039	1	3

#### H4ID20 - S06Q20 EXPER TINNITUS W/I PAST YEAR-W4

Type	Code
Measurement Unit	numeric
H4ID20	20. In the past 12 months have you been bothered by ringing, roaring, or buzzing in your ears or head (tinnitus) that lasts for 5 minutes or more?

			Frequency	% of total	% of valid
Valid	0	no	14701	93.63%	93.64%
	1	yes	998	6.36%	6.36%
		Total	15,699	99.99%	100%
Missing	6	refused	1	0.01%	
	8	don't know	1	0.01%	
		Total	2	0.01%	

Valid	Invalid	Minimum	Maximum
15699	2	0	1

#### H4ID21 - S06Q21 DURATION OF TINNITUS-W4

Type	Code
Measurement Unit	numeric
H4ID21	21. How long have you been bothered by this ringing, roaring, or buzzing in your ears or head?

			Frequency	% of total	% of valid
Valid	1	<3 months	298	1.9%	30.04%
	2	3-11 months	121	0.77%	12.2%
	3	1-2 years	126	0.8%	12.7%
	4	3-4 years	124	0.79%	12.5%
	5	5-9 years	124	0.79%	12.5%
	6	10-14 years	66	0.42%	6.65%
	7	15 years or more	133	0.85%	13.41%
		Total	992	6.32%	100%
Missing	97	legitimate skip	14703	93.64%	
	98	don't know	6	0.04%	
		Total	14,709	93.68%	

Valid	Invalid	Minimum	Maximum
992	14709	1	7

 H4ID22 - S06Q22 FREQUENCY OF TINNITUS-W4

Type	Code
Measurement Unit	numeric
H4ID22	22. In the past 12 months, how often have you had this ringing, roaring, or buzzing in your ears or head?

			Frequency	% of total	% of valid
Valid	1	almost always	178	1.13%	17.85%
	2	at least once a day	134	0.85%	13.44%
	3	at least once a week	207	1.32%	20.76%
	4	at least once a month	161	1.03%	16.15%
	5	less frequently than once a month	317	2.02%	31.8%
		Total	997	6.35%	100%
Missing	7	legitimate skip	14703	93.64%	
	8	don't know	1	0.01%	
		Total	14,704	93.65%	

Valid	Invalid	Minimum	Maximum
997	14704	1	5

 H4ID23 - S06Q23 VOICE PROBLEMS W/I PAST YEAR-W4

Type	Code
Measurement Unit	numeric
H4ID23	23. In the past 12 months, have you had any problem with your voice? By any problem, we mean was there any time when your voice was hoarse, raspy, breathy, weak, or, generally, did not work, perform, or sound as you feel it normally would?

			Frequency	% of total	% of valid
Valid	0	no	12592	80.2%	80.23%
	1	yes, but the problem only lasted 1 or 2 days	2186	13.92%	13.93%
	2	yes, and the problem lasted 3 or more days	869	5.53%	5.54%
	3	yes, but unknown - how long lasted	47	0.3%	0.3%
		Total	15,694	99.96%	100%
Missing	6	refused	1	0.01%	
	8	don't know	6	0.04%	

		Total	7	0.04%	
--	--	-------	---	-------	--

Valid	Invalid	Minimum	Maximum
15694	7	0	3

#### H4ID24 - S06Q24 FREQ VOICE PROBLEMS PAST YEAR-W4

Type	Code
Measurement Unit	numeric
H4ID24	24. In the past 12 months, how often has your voice been hoarse, raspy, or breathy?

			Frequency	% of total	% of valid
Valid	0	none	94	0.6%	10.28%
	1	1 or 2 days in the past 12 months	343	2.18%	37.53%
	2	once a month or less (3-12 days in the past 12 months)	289	1.84%	31.62%
	3	2 or 3 days a month	80	0.51%	8.75%
	4	1 or 2 days a week	29	0.18%	3.17%
	5	3 to 5 days a week	49	0.31%	5.36%
	6	every day, or almost every day	30	0.19%	3.28%
		Total	914	5.82%	100%
Missing	97	legitimate skip	14785	94.17%	
	98	don't know	2	0.01%	
		Total	14,787	94.18%	

Valid	Invalid	Minimum	Maximum
914	14787	0	6

#### H4ID25 - S06Q25 DIFFICULTY PROJECT/HEAR LST YR-W4

Type	Code
Measurement Unit	numeric
H4ID25	25. In the past 12 months, how often have you had difficulty being heard or trouble projecting your voice?

			Frequency	% of total	% of valid
--	--	--	-----------	------------	------------

Valid	0	none	452	2.88%	49.4%
	1	1 or 2 days in the past 12 months	222	1.41%	24.26%
	2	once a month or less (3-12 days in the past 12 months)	156	0.99%	17.05%
	3	2 or 3 days a month	23	0.15%	2.51%
	4	1 or 2 days a week	23	0.15%	2.51%
	5	3 to 5 days a week	20	0.13%	2.19%
	6	every day, or almost every day	19	0.12%	2.08%
		Total	915	5.83%	100%
Missing	97	legitimate skip	14785	94.17%	
	98	don't know	1	0.01%	
		Total	14,786	94.17%	

Valid	Invalid	Minimum	Maximum
915	14786	0	6

#### H4ID26 - S06Q26 DOES VOICE PROB AFFECT LIFE-W4

Type	Code
Measurement Unit	numeric
H4ID26	26. How often does a problem with your voice affect your personal, social, or working (professional) life?

			Frequency	% of total	% of valid
Valid	0	none	635	4.04%	69.4%
	1	1 or 2 days in the past 12 months	149	0.95%	16.28%
	2	once a month or less (3-12 days in the past 12 months)	82	0.52%	8.96%
	3	2 or 3 days a month	17	0.11%	1.86%
	4	1 or 2 days a week	8	0.05%	0.87%
	5	3 to 5 days a week	9	0.06%	0.98%
	6	every day, or almost every day	15	0.1%	1.64%
		Total	915	5.83%	100%
Missing	97	legitimate skip	14785	94.17%	
	98	don't know	1	0.01%	
		Total	14,786	94.17%	

Valid	Invalid	Minimum	Maximum
915	14786	0	6

#### H4SP1H - S7Q1H HR USUALLY WAKE UP WORKDAYS-W4



Type	Code
Measurement Unit	numeric
H4SP1H	1H. On days that you go to work, school or similar activities, what time do you usually wake up? [Hour]

			Frequency	% of total	% of valid
Valid	1	1	114	0.73%	0.73%
	2	2	166	1.06%	1.06%
	3	3	263	1.68%	1.68%
	4	4	960	6.11%	6.13%
	5	5	3059	19.48%	19.54%
	6	6	4941	31.47%	31.56%
	7	7	3300	21.02%	21.08%
	8	8	1318	8.39%	8.42%
	9	9	718	4.57%	4.59%
	10	10	398	2.53%	2.54%
	11	11	238	1.52%	1.52%
	12	12	183	1.17%	1.17%
		Total	15,658	99.73%	100%
Missing	96	refused	4	0.03%	
	98	don't know	39	0.25%	
		Total	43	0.27%	

Valid	Invalid	Minimum	Maximum
15658	43	1	12

#### H4SP1M - S7Q1M MIN USUALLY WAKE UP WORKDAYS-W4

Type	Numeric (Double)
H4SP1M	1M. On days that you go to work, school or similar activities, what time do you usually wake up? [Minute]

			Frequency	% of total	% of valid
Missing	96	refused	4	0.03%	
	98	don't know	40	0.25%	
		Total	44	0.28%	

Valid	Invalid	Minimum	Maximum	Mean	StdDev
15657	44	0	59	13.586255...	16.250926...

#### H4SP1T - S7Q1T AM/PM USUALLY WAKE UP WORKDAYS-W4

Type	Code
Measurement Unit	numeric

H4SP1T	1T. On days that you go to work, school or similar activities, what time do you usually wake up? [am/pm]
--------	--

			Frequency	% of total	% of valid
Valid	1	am	14864	94.67%	94.91%
	2	pm	797	5.08%	5.09%
		Total	15,661	99.75%	100%
Missing	6	refused	4	0.03%	
	8	don't know	36	0.23%	
		Total	40	0.25%	

Valid	Invalid	Minimum	Maximum
15661	40	1	2

#### H4SP2H - S7Q2H HR USUAL BEDTIME WORKDAYS-W4

Type	Code
Measurement Unit	numeric
H4SP2H	2H. On days when you go to work, school, or similar activities, what time do you usually go to sleep the night or day before? [Hour]

			Frequency	% of total	% of valid
Valid	1	1	1049	6.68%	6.7%
	2	2	636	4.05%	4.06%
	3	3	359	2.29%	2.29%
	4	4	173	1.1%	1.1%
	5	5	86	0.55%	0.55%
	6	6	83	0.53%	0.53%
	7	7	121	0.77%	0.77%
	8	8	383	2.44%	2.45%
	9	9	1606	10.23%	10.26%
	10	10	4389	27.95%	28.03%
	11	11	4209	26.81%	26.88%
	12	12	2563	16.32%	16.37%
		Total	15,657	99.72%	100%
Missing	96	refused	4	0.03%	
	98	don't know	40	0.25%	
		Total	44	0.28%	

Valid	Invalid	Minimum	Maximum
15657	44	1	12

#### H4SP2M - S7Q2M MIN USUAL BEDTIME WORKDAYS-W4

Type	Numeric (Double)
------	------------------

H4SP2M	2M. On days when you go to work, school, or similar activities, what time do you usually go to sleep the night or day before? [Minute]
--------	--

			Frequency	% of total	% of valid
Missing	96	refused	4	0.03%	
	98	don't know	40	0.25%	
		Total	44	0.28%	

Valid	Invalid	Minimum	Maximum	Mean	StdDev
15657	44	0	59	8.1486874...	13.453391...

#### H4SP2T - S7Q2T AM/PM USUAL BEDTIME WORKDAYS-W4

Type	Code
Measurement Unit	numeric
H4SP2T	2T. On days when you go to work, school, or similar activities, what time do you usually go to sleep the night or day before? [am/pm]

			Frequency	% of total	% of valid
Valid	1	am	5145	32.77%	32.86%
	2	pm	10513	66.96%	67.14%
		Total	15,658	99.73%	100%
Missing	6	refused	4	0.03%	
	8	don't know	39	0.25%	
		Total	43	0.27%	

Valid	Invalid	Minimum	Maximum
15658	43	1	2

#### H4SP3H - S7Q3H HR USUALLY WAKE UP DAYS OFF-W4

Type	Code
Measurement Unit	numeric
H4SP3H	3H. On days that you don't have to get up at a certain time, what time do you usually wake up? [Hour]

			Frequency	% of total	% of valid
--	--	--	-----------	------------	------------

Valid	1	1	208	1.32%	1.33%
	2	2	130	0.83%	0.83%
	3	3	89	0.57%	0.57%
	4	4	104	0.66%	0.66%
	5	5	367	2.34%	2.34%
	6	6	1338	8.52%	8.54%
	7	7	3134	19.96%	20%
	8	8	3550	22.61%	22.65%
	9	9	2990	19.04%	19.08%
	10	10	2067	13.16%	13.19%
	11	11	978	6.23%	6.24%
	12	12	718	4.57%	4.58%
		Total	15,673	99.82%	100%
Missing	96	refused	4	0.03%	
	98	don't know	24	0.15%	
		Total	28	0.18%	

Valid	Invalid	Minimum	Maximum
15673	28	1	12

#### H4SP3M - S7Q3M MIN USUALLY WAKE UP DAYS OFF-W4

Type	Numeric (Double)
H4SP3M	3M. On days that you don't have to get up at a certain time, what time do you usually wake up? [Minute]

			Frequency	% of total	% of valid
Missing	96	refused	4	0.03%	
	98	don't know	24	0.15%	
		Total	28	0.18%	

Valid	Invalid	Minimum	Maximum	Mean	StdDev
15673	28	0	59	7.6349135...	13.262595...

#### H4SP3T - S7Q3T AM/PM USUALLY WAKE UP DAYS OFF-W4

Type	Code
Measurement Unit	numeric
H4SP3T	3T. On days that you don't have to get up at a certain time, what time do you usually wake up? [am/pm]

			Frequency	% of total	% of valid
Valid	1	am	14317	91.19%	91.34%
	2	pm	1357	8.64%	8.66%
		Total	15,674	99.83%	100%

Missing	6	refused	4	0.03%	
	8	don't know	23	0.15%	
		Total	27	0.17%	

Valid	Invalid	Minimum	Maximum
15674	27	1	2

#### H4SP4H - S7Q4H HR USUAL BEDTIME DAYS OFF-W4

Type	Code
Measurement Unit	numeric
H4SP4H	4H. On days that you don't have to get up at a certain time, what time do you usually go to sleep the night or day before? [Hour]

			Frequency	% of total	% of valid
Valid	1	1	2176	13.86%	13.88%
	2	2	1752	11.16%	11.18%
	3	3	893	5.69%	5.7%
	4	4	340	2.17%	2.17%
	5	5	133	0.85%	0.85%
	6	6	71	0.45%	0.45%
	7	7	42	0.27%	0.27%
	8	8	132	0.84%	0.84%
	9	9	502	3.2%	3.2%
	10	10	2020	12.87%	12.89%
	11	11	3591	22.87%	22.91%
	12	12	4021	25.61%	25.66%
		Total	15,673	99.82%	100%
Missing	96	refused	2	0.01%	
	98	don't know	26	0.17%	
		Total	28	0.18%	

Valid	Invalid	Minimum	Maximum
15673	28	1	12

#### H4SP4M - S7Q4M MIN USUAL BEDTIME DAYS OFF-W4

Type	Numeric (Double)
H4SP4M	4M. On days that you don't have to get up at a certain time, what time do you usually go to sleep the night or day before? [Minute]

			Frequency	% of total	% of valid
Missing	96	refused	2	0.01%	
	98	don't know	26	0.17%	
		Total	28	0.18%	

Valid	Invalid	Minimum	Maximum	Mean	StdDev
15673	28	0	59	5.3180629...	11.519230...

#### H4SP4T - S7Q4T AM/PM USUAL BEDTIME DAYS OFF-W4

Type	Code
Measurement Unit	numeric
H4SP4T	4T. On days that you don't have to get up at a certain time, what time do you usually go to sleep the night or day before? [am/pm]

			Frequency	% of total	% of valid
Valid	1	am	9081	57.84%	57.94%
	2	pm	6592	41.98%	42.06%
	Total		15,673	99.82%	100%
Missing	6	refused	2	0.01%	
	8	don't know	26	0.17%	
	Total		28	0.18%	

Valid	Invalid	Minimum	Maximum
15673	28	1	2

#### H4SP5 - S7Q5 HOW OFTEN TROUBLE FALLING ASLEEP-W4

Type	Code
Measurement Unit	numeric
H4SP5	5. Over the past four weeks, how often did you have trouble falling asleep?

			Frequency	% of total	% of valid
Valid	0	never in the past four weeks	7352	46.83%	47.42%
	1	less than once a week	2925	18.63%	18.86%
	2	1 or 2 times a week	2773	17.66%	17.88%
	3	3 or 4 times a week	1258	8.01%	8.11%
	4	5 or more times a week	1197	7.62%	7.72%
		Total	15,505	98.75%	100%
Missing	5	not asked on pretest	193	1.23%	
	8	don't know	3	0.02%	
	Total		196	1.25%	

Valid	Invalid	Minimum	Maximum
15505	196	0	4

#### H4SP6 - S7Q6 HOW OFTEN TROUBLE STAYING ASLEEP-W4

Type	Code
Measurement Unit	numeric

H4SP6	6. Over the past four weeks, how often did you have trouble staying asleep throughout the night? For example, you woke up several times at night or woke up earlier than you planned to?
-------	--

			Frequency	% of total	% of valid
Valid	0	never in the past four weeks	6769	43.11%	43.66%
	1	less than once a week	2739	17.44%	17.67%
	2	1 or 2 times a week	2690	17.13%	17.35%
	3	3 or 4 times a week	1517	9.66%	9.78%
	4	5 or more times a week	1789	11.39%	11.54%
		Total	15,504	98.75%	100%
Missing	5	not asked on pretest	193	1.23%	
	6	refused	1	0.01%	
	8	don't know	3	0.02%	
		Total	197	1.25%	

Valid	Invalid	Minimum	Maximum
15504	197	0	4

#### H4SP7 - S7Q7 SNORE/STOP BREATHING IN SLEEP-W4

Type	Code
Measurement Unit	numeric
H4SP7	7. Based on what you have noticed or what others have told you, are there times when you snore or you stop breathing during your sleep?

			Frequency	% of total	% of valid
Valid	0	no	7950	50.63%	51.41%
	1	yes	7515	47.86%	48.59%
		Total	15,465	98.5%	100%
Missing	5	not asked on pretest	193	1.23%	
	8	don't know	43	0.27%	
		Total	236	1.5%	

Valid	Invalid	Minimum	Maximum
15465	236	0	1

#### H4HR1 - S8Q1 WHERE RESPONDENT LIVES-W4

Type	Code
Measurement Unit	numeric
H4HR1	1. Where do you live now? That is, where do you stay most often?

			Frequency	% of total	% of valid
--	--	--	-----------	------------	------------

Valid	1	your parents' home	2532	16.13%	16.13%
	2	another person's home	975	6.21%	6.21%
	3	your own place (apartment, house, trailer, etc.)	11979	76.29%	76.31%
	4	group quarters (dormitory, barracks, group home, hospital, communal home, prison or penitentiary, etc.)	127	0.81%	0.81%
	5	homeless -- that is, you have no regular place to stay	16	0.1%	0.1%
	6	other	68	0.43%	0.43%
		Total	15,697	99.97%	100%
Missing	96	refused	2	0.01%	
	98	don't know	2	0.01%	
		Total	4	0.03%	

Valid	Invalid	Minimum	Maximum
15697	4	1	6

#### H4HR2 - S8Q2 KIND GROUP QUARTERS LIVING NOW-W4

Type	Code
Measurement Unit	numeric
H4HR2	2. What kind of group quarters are you living in?

			Frequency	% of total	% of valid
Valid	1	dormitory at a school	17	0.11%	13.39%
	3	barracks in the armed services	13	0.08%	10.24%
	4	half-way house, social rehabilitation facility	9	0.06%	7.09%
	5	prison, penitentiary	59	0.38%	46.46%
	6	group home	16	0.1%	12.6%
	7	hospital, nursing home, physical rehabilitation facility	2	0.01%	1.57%
	8	communal home	4	0.03%	3.15%
	9	other	7	0.04%	5.51%
		Total	127	0.81%	100%
Missing	97	legitimate skip	15574	99.19%	
		Total	15,574	99.19%	

Valid	Invalid	Minimum	Maximum
127	15574	1	9

#### H4HR3 - S8Q3 RESP LIVES ALONE OR W/OTHERS-W4



Type	Code
Measurement Unit	numeric
H4HR3	3. Do you live alone or with others?

			Frequency	% of total	% of valid
Valid	1	alone	1725	10.99%	11.09%
	2	with others	13826	88.06%	88.91%
	Total		15,551	99.04%	100%
Missing	6	refused	2	0.01%	
	7	legitimate skip	147	0.94%	
	8	don't know	1	0.01%	
	Total		150	0.96%	

Valid	Invalid	Minimum	Maximum
15551	150	1	2

#### H4HR4 - S8Q4 HOW MANY PEOPLE RESP LIVES WITH-W4

Type	Code
Measurement Unit	numeric
H4HR4	4. How many people live with you? Don't count yourself. If someone usually lives with you but is away temporarily include him or her.

			Frequency	% of total	% of valid
Valid	1	1 person	4008	25.53%	29.01%
	2	2 people	3577	22.78%	25.89%
	3	3 people	3225	20.54%	23.34%
	4	4 people	1685	10.73%	12.2%
	5	5 people	729	4.64%	5.28%
	6	6 people	318	2.03%	2.3%
	7	7 people	141	0.9%	1.02%
	8	8 people	61	0.39%	0.44%
	9	9 people	34	0.22%	0.25%
	10	10 people	17	0.11%	0.12%
	11	11 people	13	0.08%	0.09%
	12	12 people	3	0.02%	0.02%
	13	13 people	1	0.01%	0.01%
	14	14 people	1	0.01%	0.01%
	15	15 people	2	0.01%	0.01%
	16	16 people	1	0.01%	0.01%
Total		13,816	87.99%	100%	

Missing	96	refused	7	0.04%	
	97	legitimate skip	1875	11.94%	
	98	don't know	3	0.02%	
		Total	1,885	12.01%	

Valid	Invalid	Minimum	Maximum
13816	1885	1	16

#### H4HR5A - S8Q5A HH MEMBER 1-GENDER-W4

Type	Code
Measurement Unit	numeric
H4HR5A	5A. 1st Household Member: Is {INITIALS} male or female?

			Frequency	% of total	% of valid
Valid	1	male	7159	45.6%	51.82%
	2	female	6655	42.39%	48.18%
		Total	13,814	87.98%	100%
Missing	.	missing	10	0.06%	
	6	refused	1	0.01%	
	7	legitimate skip	1875	11.94%	
	8	don't know	1	0.01%	
		Total	1,887	12.02%	

Valid	Invalid	Minimum	Maximum
13814	1887	1	2

#### H4HR6A - S8Q6A HH MEMBER 1-AGE-W4

Type	Numeric (Double)
H4HR6A	6A. 1st Household Member: How old is {initials}?

			Frequency	% of total	% of valid
Missing	.	missing	10	0.06%	
	996	refused	6	0.04%	
	997	legitimate skip	1875	11.94%	
	998	don't know	61	0.39%	
		Total	1,952	12.43%	

Valid	Invalid	Minimum	Maximum	Mean	StdDev
13749	1952	0	111	32.299367...	14.785872...

#### H4HR7A - S8Q7A HH MEMBER 1-APPROXIMATE AGE-W4

Type	Code
Measurement Unit	numeric

H4HR7A	7A. 1st Household Member: About how old is {INITIALS}?
--------	--

			Frequency	% of total	% of valid
Valid	23	23 years old	1	0.01%	1.89%
	25	25 years old	1	0.01%	1.89%
	30	30 years old	2	0.01%	3.77%
	32	32 years old	1	0.01%	1.89%
	36	36 years old	1	0.01%	1.89%
	40	40 years old	6	0.04%	11.32%
	42	42 years old	1	0.01%	1.89%
	45	45 years old	6	0.04%	11.32%
	46	46 years old	2	0.01%	3.77%
	48	48 years old	2	0.01%	3.77%
	50	50 years old	8	0.05%	15.09%
	51	51 years old	1	0.01%	1.89%
	52	52 years old	1	0.01%	1.89%
	53	53 years old	2	0.01%	3.77%
	55	55 years old	3	0.02%	5.66%
	56	56 years old	2	0.01%	3.77%
	57	57 years old	2	0.01%	3.77%
	58	58 years old	1	0.01%	1.89%
	60	60 years old	6	0.04%	11.32%
		63	63 years old	2	0.01%
	70	70 years old	1	0.01%	1.89%
	76	76 years old	1	0.01%	1.89%
		Total	53	0.34%	100%
Missing	.	missing	10	0.06%	
	997	legitimate skip	15630	99.55%	
	998	don't know	8	0.05%	
		Total	15,648	99.66%	

Valid	Invalid	Minimum	Maximum
53	15648	23	76

#### H4HR8A - S8Q8A HH MEMBER 1-RELATION TO RESP-W4

Type	Code
Measurement Unit	numeric
H4HR8A	8A. 1st Household Member: What is {INITIAL'S} relationship to you?

	Frequency	% of total	% of valid
--	-----------	------------	------------

Valid	1	husband/wife	5767	36.73%	41.75%
	2	partner/boyfriend/girlfriend	2395	15.25%	17.34%
	3	son/daughter	1416	9.02%	10.25%
	4	brother/sister	513	3.27%	3.71%
	5	brother's male partner/sister's female partner	1	0.01%	0.01%
	6	sister's husband/brother's wife	13	0.08%	0.09%
	7	sister's male partner/brother's female partner	4	0.03%	0.03%
	8	father/mother	2185	13.92%	15.82%
	9	father's male partner/mother's female partner	4	0.03%	0.03%
	10	mother's husband/father's wife	25	0.16%	0.18%
	11	mother's male partner/father's female partner	9	0.06%	0.07%
	12	father-in-law/mother-in-law	63	0.4%	0.46%
	13	grandfather/grandmother	151	0.96%	1.09%
	14	great-grandfather/great-grandmother	3	0.02%	0.02%
	15	uncle/aunt	96	0.61%	0.7%
	16	cousin	71	0.45%	0.51%
	17	nephew/niece	18	0.11%	0.13%
	18	other relative	49	0.31%	0.35%
	19	non-relative	1029	6.55%	7.45%
		Total	13,812	87.97%	100%
Missing	.	missing	10	0.06%	
	96	refused	3	0.02%	
	97	legitimate skip	1875	11.94%	
	98	don't know	1	0.01%	
		Total	1,889	12.03%	

Valid	Invalid	Minimum	Maximum
13812	1889	1	19

 H4HR9A - S8Q9A HH MEMBER 1-BEST/FIT RELATION-W4

Type	Code
Measurement Unit	numeric
H4HR9A	9A. 1st Household Member: Which description best fits {INITIALS}'s relationship to you?

	Frequency	% of total	% of valid
--	-----------	------------	------------

Valid	1	biological son/daughter	1373	8.74%	33.37%
	2	adopted son/daughter	4	0.03%	0.1%
	3	step son/daughter	39	0.25%	0.95%
	10	full brother/sister	368	2.34%	8.95%
	11	twin brother/sister	73	0.46%	1.77%
	12	half brother/sister	59	0.38%	1.43%
	13	step brother/sister	6	0.04%	0.15%
	14	adoptive brother/sister	7	0.04%	0.17%
	20	biological father/mother	2096	13.35%	50.95%
	21	adoptive father/mother	55	0.35%	1.34%
	22	step father/mother who has adopted you	7	0.04%	0.17%
	23	step father/mother	26	0.17%	0.63%
	24	foster father/mother	1	0.01%	0.02%
			Total	4,114	26.2%
Missing	.	missing	10	0.06%	
	97	legitimate skip	11577	73.73%	
		Total	11,587	73.8%	

Valid	Invalid	Minimum	Maximum
4114	11587	1	24

 H4HR5B - S8Q5B HH MEMBER 2-GENDER-W4

Type	Code
Measurement Unit	numeric
H4HR5B	5B. 2nd Household Member: Is {INITIALS} male or female?

			Frequency	% of total	% of valid
Valid	1	male	4970	31.65%	50.68%
	2	female	4836	30.8%	49.32%
		Total	9,806	62.45%	100%
Missing	.	missing	10	0.06%	
	6	refused	2	0.01%	
	7	legitimate skip	5883	37.47%	
		Total	5,895	37.55%	

Valid	Invalid	Minimum	Maximum
9806	5895	1	2

 H4HR6B - S8Q6B HH MEMBER 2-AGE-W4

Type	Numeric (Double)
H4HR6B	6B. 2nd Household Member: How old is {initials}?

			Frequency	% of total	% of valid
Missing	.	missing	10	0.06%	
	996	refused	3	0.02%	
	997	legitimate skip	5883	37.47%	
	998	don't know	46	0.29%	
		Total	5,942	37.84%	

Valid	Invalid	Minimum	Maximum	Mean	StdDev
9759	5942	0	99	19.144584...	20.490908...



Type	Code
Measurement Unit	numeric
H4HR7B	7B. 2nd Household Member: About how old is {INITIALS}?

			Frequency	% of total	% of valid
Valid	23	23 years old	1	0.01%	2.56%
	25	25 years old	1	0.01%	2.56%
	28	28 years old	1	0.01%	2.56%
	30	30 years old	4	0.03%	10.26%
	32	32 years old	1	0.01%	2.56%
	35	35 years old	1	0.01%	2.56%
	36	36 years old	1	0.01%	2.56%
	38	38 years old	1	0.01%	2.56%
	40	40 years old	2	0.01%	5.13%
	46	46 years old	1	0.01%	2.56%
	48	48 years old	2	0.01%	5.13%
	50	50 years old	3	0.02%	7.69%
	54	54 years old	1	0.01%	2.56%
	55	55 years old	8	0.05%	20.51%
	56	56 years old	3	0.02%	7.69%
	57	57 years old	2	0.01%	5.13%
	60	60 years old	1	0.01%	2.56%
	62	62 years old	1	0.01%	2.56%
	63	63 years old	1	0.01%	2.56%
	70	70 years old	2	0.01%	5.13%
72	72 years old	1	0.01%	2.56%	
		Total	39	0.25%	100%
Missing	.	missing	10	0.06%	
	997	legitimate skip	15645	99.64%	
	998	don't know	7	0.04%	
		Total	15,662	99.75%	

Valid	Invalid	Minimum	Maximum
39	15662	23	72



Type	Code
Measurement Unit	numeric
H4HR8B	8B. 2nd Household Member: What is {INITIAL'S} relationship to you?

			Frequency	% of total	% of valid
Valid	1	husband/wife	201	1.28%	2.05%
	2	partner/boyfriend/girlfriend	228	1.45%	2.33%
	3	son/daughter	5820	37.07%	59.36%
	4	brother/sister	510	3.25%	5.2%
	5	brother's male partner/sister's female partner	5	0.03%	0.05%
	6	sister's husband/brother's wife	35	0.22%	0.36%
	7	sister's male partner/brother's female partner	16	0.1%	0.16%
	8	father/mother	1365	8.69%	13.92%
	9	father's male partner/mother's female partner	4	0.03%	0.04%
	10	mother's husband/father's wife	97	0.62%	0.99%
	11	mother's male partner/father's female partner	32	0.2%	0.33%
	12	father-in-law/mother-in-law	102	0.65%	1.04%
	13	grandfather/grandmother	95	0.61%	0.97%
	14	great-grandfather/great-grandmother	1	0.01%	0.01%
	15	uncle/aunt	83	0.53%	0.85%
	16	cousin	94	0.6%	0.96%
	17	nephew/niece	105	0.67%	1.07%
	18	other relative	117	0.75%	1.19%
	19	non-relative	895	5.7%	9.13%
	Total		9,805	62.45%	100%
Missing	.	missing	10	0.06%	
	96	refused	1	0.01%	
	97	legitimate skip	5883	37.47%	
	98	don't know	2	0.01%	
	Total		5,896	37.55%	

Valid	Invalid	Minimum	Maximum
9805	5896	1	19

 H4HR9B - S8Q9B HH MEMBER 2-BEST/FIT RELATION-W4

Type	Code
Measurement Unit	numeric
H4HR9B	9B. 2nd Household Member: Which description best fits {INITIALS}'s relationship to you?

			Frequency	% of total	% of valid
Valid	1	biological son/daughter	5314	33.84%	69.06%
	2	adopted son/daughter	57	0.36%	0.74%
	3	step son/daughter	436	2.78%	5.67%
	4	step son/daughter have adopted	10	0.06%	0.13%
	5	foster son/daughter	3	0.02%	0.04%
	10	full brother/sister	389	2.48%	5.06%
	11	twin brother/sister	27	0.17%	0.35%
	12	half brother/sister	71	0.45%	0.92%
	13	step brother/sister	7	0.04%	0.09%
	14	adoptive brother/sister	13	0.08%	0.17%
	15	foster brother/sister	1	0.01%	0.01%
	16	brother/sister in-law	2	0.01%	0.03%
	20	biological father/mother	1270	8.09%	16.5%
	21	adoptive father/mother	39	0.25%	0.51%
	22	step father/mother who has adopted you	8	0.05%	0.1%
	23	step father/mother	48	0.31%	0.62%
			Total	7,695	49.01%
Missing	.	missing	10	0.06%	
	97	legitimate skip	7996	50.93%	
		Total	8,006	50.99%	

Valid	Invalid	Minimum	Maximum
7695	8006	1	23

 H4HR5C - S8Q5C HH MEMBER 3-GENDER-W4

Type	Code
Measurement Unit	numeric
H4HR5C	5C. 3rd Household Member: Is {INITIALS} male or female?

			Frequency	% of total	% of valid
Valid	1	male	3149	20.06%	50.56%
	2	female	3079	19.61%	49.44%
		Total	6,228	39.67%	100%



Missing	.	missing	10	0.06%	
	6	refused	2	0.01%	
	7	legitimate skip	9460	60.25%	
	8	don't know	1	0.01%	
		Total	9,473	60.33%	

Valid	Invalid	Minimum	Maximum
6228	9473	1	2

 H4HR6C - S8Q6C HH MEMBER 3-AGE-W4

Type	Numeric (Double)
H4HR6C	6C. 3rd Household Member: How old is {initials}?

			Frequency	% of total	% of valid
Missing	.	missing	10	0.06%	
	996	refused	4	0.03%	
	997	legitimate skip	9460	60.25%	
	998	don't know	26	0.17%	
		Total	9,500	60.51%	

Valid	Invalid	Minimum	Maximum	Mean	StdDev
6201	9500	0	99	13.665215...	15.980466...

 H4HR7C - S8Q7C HH MEMBER 3-APPROXIMATE AGE-W4

Type	Code
Measurement Unit	numeric
H4HR7C	7C. 3rd Household Member: About how old is {INITIALS}?

			Frequency	% of total	% of valid
Valid	14	14 years old	1	0.01%	4.35%
	25	25 years old	1	0.01%	4.35%
	30	30 years old	3	0.02%	13.04%
	40	40 years old	4	0.03%	17.39%
	43	43 years old	1	0.01%	4.35%
	45	45 years old	1	0.01%	4.35%
	48	48 years old	1	0.01%	4.35%
	50	50 years old	6	0.04%	26.09%
	52	52 years old	1	0.01%	4.35%
	55	55 years old	1	0.01%	4.35%
	57	57 years old	1	0.01%	4.35%
	70	70 years old	1	0.01%	4.35%
	87	87 years old	1	0.01%	4.35%
		Total	23	0.15%	100%

Missing	.	missing	10	0.06%	
	997	legitimate skip	15665	99.77%	
	998	don't know	3	0.02%	
		Total	15,678	99.85%	

Valid	Invalid	Minimum	Maximum
23	15678	14	87

 H4HR8C - S8Q8C HH MEMBER 3-RELATION TO RESP-W4

Type	Code
Measurement Unit	numeric
H4HR8C	8C. 3rd Household Member: What is {INITIAL'S} relationship to you?

			Frequency	% of total	% of valid
Valid	1	husband/wife	168	1.07%	2.7%
	2	partner/boyfriend/girlfriend	154	0.98%	2.47%
	3	son/daughter	3933	25.05%	63.15%
	4	brother/sister	731	4.66%	11.74%
	5	brother's male partner/sister's female partner	6	0.04%	0.1%
	6	sister's husband/brother's wife	22	0.14%	0.35%
	7	sister's male partner/brother's female partner	11	0.07%	0.18%
	8	father/mother	214	1.36%	3.44%
	9	father's male partner/mother's female partner	2	0.01%	0.03%
	10	mother's husband/father's wife	9	0.06%	0.14%
	11	mother's male partner/father's female partner	14	0.09%	0.22%
	12	father-in-law/mother-in-law	62	0.39%	1%
	13	grandfather/grandmother	45	0.29%	0.72%
	14	great-grandfather/great-grandmother	1	0.01%	0.02%
	15	uncle/aunt	56	0.36%	0.9%
	16	cousin	75	0.48%	1.2%
	17	nephew/niece	183	1.17%	2.94%
	18	other relative	87	0.55%	1.4%
	19	non-relative	455	2.9%	7.31%
		Total	6,228	39.67%	100%
Missing	.	missing	10	0.06%	
	96	refused	2	0.01%	
	97	legitimate skip	9460	60.25%	
	98	don't know	1	0.01%	

		Total	9,473	60.33%	
--	--	-------	-------	--------	--

Valid	Invalid	Minimum	Maximum
6228	9473	1	19

#### H4HR9C - S8Q9C HH MEMBER 3-BEST/FIT RELATION-W4

Type	Code
Measurement Unit	numeric
H4HR9C	9C. 3rd Household Member: Which description best fits {INITIALS}'s relationship to you?

			Frequency	% of total	% of valid
Valid	1	biological son/daughter	3624	23.08%	74.31%
	2	adopted son/daughter	22	0.14%	0.45%
	3	step son/daughter	276	1.76%	5.66%
	4	step son/daughter have adopted	6	0.04%	0.12%
	5	foster son/daughter	5	0.03%	0.1%
	10	full brother/sister	583	3.71%	11.95%
	11	twin brother/sister	22	0.14%	0.45%
	12	half brother/sister	96	0.61%	1.97%
	13	step brother/sister	8	0.05%	0.16%
	14	adoptive brother/sister	17	0.11%	0.35%
	16	brother/sister in-law	4	0.03%	0.08%
	20	biological father/mother	203	1.29%	4.16%
	21	adoptive father/mother	5	0.03%	0.1%
	23	step father/mother	6	0.04%	0.12%
		Total	4,877	31.06%	100%
Missing	.	missing	10	0.06%	
	97	legitimate skip	10813	68.87%	
	98	don't know	1	0.01%	
		Total	10,824	68.94%	

Valid	Invalid	Minimum	Maximum
4877	10824	1	23

#### H4HR5D - S8Q5D HH MEMBER 4-GENDER-W4

Type	Code
Measurement Unit	numeric
H4HR5D	5D. 4th Household Member: Is {INITIALS} male or female?

			Frequency	% of total	% of valid
Valid	1	male	1493	9.51%	49.7%
	2	female	1511	9.62%	50.3%

		Total	3,004	19.13%	100%
Missing	.	missing	10	0.06%	
	6	refused	2	0.01%	
	7	legitimate skip	12685	80.79%	
		Total	12,697	80.87%	

Valid	Invalid	Minimum	Maximum
3004	12697	1	2

#### H4HR6D - S8Q6D HH MEMBER 4-AGE-W4

Type	Numeric (Double)
H4HR6D	6D. 4th Household Member: How old is {initials}?

			Frequency	% of total	% of valid
Missing	.	missing	10	0.06%	
	996	refused	2	0.01%	
	997	legitimate skip	12685	80.79%	
	998	don't know	12	0.08%	
		Total	12,709	80.94%	

Valid	Invalid	Minimum	Maximum	Mean	StdDev
2992	12709	0	99	14.489304...	17.200215...

#### H4HR7D - S8Q7D HH MEMBER 4-APPROXIMATE AGE-W4

Type	Code
Measurement Unit	numeric
H4HR7D	7D. 4th Household Member: About how old is {INITIALS}?

			Frequency	% of total	% of valid
Valid	32	32 years old	1	0.01%	12.5%
	42	42 years old	1	0.01%	12.5%
	47	47 years old	1	0.01%	12.5%
	50	50 years old	2	0.01%	25%
	53	53 years old	1	0.01%	12.5%
	67	67 years old	1	0.01%	12.5%
	75	75 years old	1	0.01%	12.5%
			Total	8	0.05%
Missing	.	missing	10	0.06%	
	997	legitimate skip	15679	99.86%	
	998	don't know	4	0.03%	
		Total	15,693	99.95%	

Valid	Invalid	Minimum	Maximum
8	15693	32	75

 H4HR8D - S8Q8D HH MEMBER 4-RELATION TO RESP-W4

Type	Code
Measurement Unit	numeric
H4HR8D	8D. 4th Household Member: What is {INITIAL'S} relationship to you?

			Frequency	% of total	% of valid
Valid	1	husband/wife	72	0.46%	2.4%
	2	partner/boyfriend/girlfriend	65	0.41%	2.16%
	3	son/daughter	1696	10.8%	56.46%
	4	brother/sister	331	2.11%	11.02%
	5	brother's male partner/sister's female partner	3	0.02%	0.1%
	6	sister's husband/brother's wife	29	0.18%	0.97%
	7	sister's male partner/brother's female partner	23	0.15%	0.77%
	8	father/mother	122	0.78%	4.06%
	10	mother's husband/father's wife	6	0.04%	0.2%
	11	mother's male partner/father's female partner	2	0.01%	0.07%
	12	father-in-law/mother-in-law	46	0.29%	1.53%
	13	grandfather/grandmother	22	0.14%	0.73%
	14	great-grandfather/great-grandmother	1	0.01%	0.03%
	15	uncle/aunt	30	0.19%	1%
	16	cousin	63	0.4%	2.1%
	17	nephew/niece	183	1.17%	6.09%
	18	other relative	84	0.53%	2.8%
	19	non-relative	226	1.44%	7.52%
			Total	3,004	19.13%
Missing	.	missing	10	0.06%	
	96	refused	2	0.01%	
	97	legitimate skip	12685	80.79%	
		Total	12,697	80.87%	

Valid	Invalid	Minimum	Maximum
3004	12697	1	19

 H4HR9D - S8Q9D HH MEMBER 4-BEST/FIT RELATION-W4

Type	Code
Measurement Unit	numeric

H4HR9D	9D. 4th Household Member: Which description best fits {INITIALS}'s relationship to you?
--------	---

			Frequency	% of total	% of valid
Valid	1	biological son/daughter	1557	9.92%	72.45%
	2	adopted son/daughter	5	0.03%	0.23%
	3	step son/daughter	126	0.8%	5.86%
	4	step son/daughter have adopted	2	0.01%	0.09%
	5	foster son/daughter	6	0.04%	0.28%
	10	full brother/sister	272	1.73%	12.66%
	11	twin brother/sister	4	0.03%	0.19%
	12	half brother/sister	37	0.24%	1.72%
	13	step brother/sister	5	0.03%	0.23%
	14	adoptive brother/sister	6	0.04%	0.28%
	15	foster brother/sister	1	0.01%	0.05%
	16	brother/sister in-law	6	0.04%	0.28%
	20	biological father/mother	117	0.75%	5.44%
	22	step father/mother who has adopted you	1	0.01%	0.05%
	23	step father/mother	4	0.03%	0.19%
		Total	2,149	13.69%	100%
Missing	.	missing	10	0.06%	
	97	legitimate skip	13542	86.25%	
		Total	13,552	86.31%	

Valid	Invalid	Minimum	Maximum
2149	13552	1	23

#### H4HR5E - S8Q5E HH MEMBER 5-GENDER-W4

Type	Code
Measurement Unit	numeric
H4HR5E	5E. 5th Household Member: Is {INITIALS} male or female?

			Frequency	% of total	% of valid
Valid	1	male	679	4.32%	51.4%
	2	female	642	4.09%	48.6%
		Total	1,321	8.41%	100%
Missing	.	missing	10	0.06%	
	7	legitimate skip	14370	91.52%	
		Total	14,380	91.59%	

Valid	Invalid	Minimum	Maximum
1321	14380	1	2

 H4HR6E - S8Q6E HH MEMBER 5-AGE-W4

Type	Numeric (Double)
H4HR6E	6E. 5th Household Member: How old is {initials}?

			Frequency	% of total	% of valid
Missing	.	missing	10	0.06%	
	997	legitimate skip	14370	91.52%	
	998	don't know	9	0.06%	
Total			14,389	91.64%	

Valid	Invalid	Minimum	Maximum	Mean	StdDev
1312	14389	0	99	15.110518...	17.782802...

 H4HR7E - S8Q7E HH MEMBER 5-APPROXIMATE AGE-W4

Type	Code
Measurement Unit	numeric
H4HR7E	7E. 5th Household Member: About how old is {INITIALS}?

			Frequency	% of total	% of valid
Valid	29	29 years old	1	0.01%	12.5%
	30	30 years old	1	0.01%	12.5%
	50	50 years old	3	0.02%	37.5%
	62	62 years old	1	0.01%	12.5%
	70	70 years old	1	0.01%	12.5%
	78	78 years old	1	0.01%	12.5%
Total			8	0.05%	100%
Missing	.	missing	10	0.06%	
	997	legitimate skip	15682	99.88%	
	998	don't know	1	0.01%	
Total			15,693	99.95%	

Valid	Invalid	Minimum	Maximum
8	15693	29	78

 H4HR8E - S8Q8E HH MEMBER 5-RELATION TO RESP-W4

Type	Code
Measurement Unit	numeric
H4HR8E	8E. 5th Household Member: What is {INITIAL'S} relationship to you?

			Frequency	% of total	% of valid
--	--	--	-----------	------------	------------

Valid	1	husband/wife	21	0.13%	1.59%
	2	partner/boyfriend/girlfriend	20	0.13%	1.51%
	3	son/daughter	641	4.08%	48.52%
	4	brother/sister	132	0.84%	9.99%
	5	brother's male partner/sister's female partner	1	0.01%	0.08%
	6	sister's husband/brother's wife	16	0.1%	1.21%
	7	sister's male partner/brother's female partner	4	0.03%	0.3%
	8	father/mother	51	0.32%	3.86%
	10	mother's husband/father's wife	4	0.03%	0.3%
	11	mother's male partner/father's female partner	3	0.02%	0.23%
	12	father-in-law/mother-in-law	38	0.24%	2.88%
	13	grandfather/grandmother	13	0.08%	0.98%
	14	great-grandfather/great-grandmother	1	0.01%	0.08%
	15	uncle/aunt	18	0.11%	1.36%
	16	cousin	35	0.22%	2.65%
	17	nephew/niece	154	0.98%	11.66%
	18	other relative	60	0.38%	4.54%
	19	non-relative	109	0.69%	8.25%
			Total	1,321	8.41%
Missing	.	missing	10	0.06%	
	97	legitimate skip	14370	91.52%	
		Total	14,380	91.59%	

Valid	Invalid	Minimum	Maximum
1321	14380	1	19

 H4HR9E - S8Q9E HH MEMBER 5-BEST/FIT RELATION-W4

Type	Code
Measurement Unit	numeric
H4HR9E	9E. 5th Household Member: Which description best fits {INITIALS}'s relationship to you?

	Frequency	% of total	% of valid
--	-----------	------------	------------



Valid	1	biological son/daughter	583	3.71%	70.75%
	2	adopted son/daughter	6	0.04%	0.73%
	3	step son/daughter	46	0.29%	5.58%
	4	step son/daughter have adopted	1	0.01%	0.12%
	5	foster son/daughter	5	0.03%	0.61%
	10	full brother/sister	110	0.7%	13.35%
	11	twin brother/sister	4	0.03%	0.49%
	12	half brother/sister	12	0.08%	1.46%
	13	step brother/sister	2	0.01%	0.24%
	14	adoptive brother/sister	3	0.02%	0.36%
	16	brother/sister in-law	1	0.01%	0.12%
	20	biological father/mother	50	0.32%	6.07%
	21	adoptive father/mother	1	0.01%	0.12%
			Total	824	5.25%
Missing	.	missing	10	0.06%	
	97	legitimate skip	14867	94.69%	
		Total	14,877	94.75%	

Valid	Invalid	Minimum	Maximum
824	14877	1	21

#### H4HR5F - S8Q5F HH MEMBER 6-GENDER-W4

Type	Code
Measurement Unit	numeric
H4HR5F	5F. 6th Household Member: Is {INITIALS} male or female?

			Frequency	% of total	% of valid
Valid	1	male	293	1.87%	49.49%
	2	female	299	1.9%	50.51%
		Total	592	3.77%	100%
Missing	.	missing	10	0.06%	
	7	legitimate skip	15099	96.17%	
		Total	15,109	96.23%	

Valid	Invalid	Minimum	Maximum
592	15109	1	2

#### H4HR6F - S8Q6F HH MEMBER 6-AGE-W4

Type	Numeric (Double)
H4HR6F	6F. 6th Household Member: How old is {initials}?

			Frequency	% of total	% of valid
--	--	--	-----------	------------	------------

Missing	.	missing	10	0.06%	
	997	legitimate skip	15099	96.17%	
	998	don't know	6	0.04%	
		Total	15,115	96.27%	

Valid	Invalid	Minimum	Maximum	Mean	StdDev
586	15115	0	92	15.682593...	17.949452...

 H4HR7F - S8Q7F HH MEMBER 6-APPROXIMATE AGE-W4

Type	Code
Measurement Unit	numeric
H4HR7F	7F. 6th Household Member: About how old is {INITIALS}?

			Frequency	% of total	% of valid
Valid	35	35 years old	1	0.01%	20%
	50	50 years old	1	0.01%	20%
	55	55 years old	1	0.01%	20%
	70	70 years old	1	0.01%	20%
	76	76 years old	1	0.01%	20%
		Total	5	0.03%	100%
Missing	.	missing	10	0.06%	
	997	legitimate skip	15685	99.9%	
	998	don't know	1	0.01%	
		Total	15,696	99.97%	

Valid	Invalid	Minimum	Maximum
5	15696	35	76

 H4HR8F - S8Q8F HH MEMBER 6-RELATION TO RESP-W4

Type	Code
Measurement Unit	numeric
H4HR8F	8F. 6th Household Member: What is {INITIAL'S} relationship to you?

	Frequency	% of total	% of valid
--	-----------	------------	------------

Valid	1	husband/wife	9	0.06%	1.52%	
	2	partner/boyfriend/girlfriend	9	0.06%	1.52%	
	3	son/daughter	228	1.45%	38.51%	
	4	brother/sister	62	0.39%	10.47%	
	6	sister's husband/brother's wife	2	0.01%	0.34%	
	7	sister's male partner/brother's female partner	5	0.03%	0.84%	
	8	father/mother	19	0.12%	3.21%	
	10	mother's husband/father's wife	2	0.01%	0.34%	
	11	mother's male partner/father's female partner	2	0.01%	0.34%	
	12	father-in-law/mother-in-law	14	0.09%	2.36%	
	13	grandfather/grandmother	6	0.04%	1.01%	
	15	uncle/aunt	17	0.11%	2.87%	
	16	cousin	21	0.13%	3.55%	
	17	nephew/niece	110	0.7%	18.58%	
	18	other relative	31	0.2%	5.24%	
	19	non-relative	55	0.35%	9.29%	
		Total	592	3.77%	100%	
	Missing	.	missing	10	0.06%	
		97	legitimate skip	15099	96.17%	
		Total	15,109	96.23%		

Valid	Invalid	Minimum	Maximum
592	15109	1	19

 H4HR9F - S8Q9F HH MEMBER 6-BEST/FIT RELATION-W4

Type	Code
Measurement Unit	numeric
H4HR9F	9F. 6th Household Member: Which description best fits {INITIALS}'s relationship to you?

	Frequency	% of total	% of valid
--	-----------	------------	------------

Valid	1	biological son/daughter	217	1.38%	70.23%
	2	adopted son/daughter	1	0.01%	0.32%
	3	step son/daughter	7	0.04%	2.27%
	5	foster son/daughter	3	0.02%	0.97%
	10	full brother/sister	50	0.32%	16.18%
	11	twin brother/sister	1	0.01%	0.32%
	12	half brother/sister	5	0.03%	1.62%
	13	step brother/sister	1	0.01%	0.32%
	14	adoptive brother/sister	1	0.01%	0.32%
	16	brother/sister in-law	4	0.03%	1.29%
	20	biological father/mother	16	0.1%	5.18%
	21	adoptive father/mother	1	0.01%	0.32%
	23	step father/mother	2	0.01%	0.65%
			Total	309	1.97%
Missing	.	missing	10	0.06%	
	97	legitimate skip	15382	97.97%	
		Total	15,392	98.03%	

Valid	Invalid	Minimum	Maximum
309	15392	1	23

 H4HR5G - S8Q5G HH MEMBER 7-GENDER-W4

Type	Code
Measurement Unit	numeric
H4HR5G	5G. 7th Household Member: Is {INITIALS} male or female?

			Frequency	% of total	% of valid
Valid	1	male	139	0.89%	50.73%
	2	female	135	0.86%	49.27%
		Total	274	1.75%	100%
Missing	.	missing	10	0.06%	
	7	legitimate skip	15417	98.19%	
		Total	15,427	98.25%	

Valid	Invalid	Minimum	Maximum
274	15427	1	2

 H4HR6G - S8Q6G HH MEMBER 7-AGE-W4

Type	Numeric (Double)
H4HR6G	6G. 7th Household Member: How old is {initials}?

			Frequency	% of total	% of valid
--	--	--	-----------	------------	------------

Missing	.	missing	10	0.06%	
	997	legitimate skip	15417	98.19%	
	998	don't know	2	0.01%	
		Total	15,429	98.27%	

Valid	Invalid	Minimum	Maximum	Mean	StdDev
272	15429	0	87	18.5625	17.942809...

#### H4HR7G - S8Q7G HH MEMBER 7-APPROXIMATE AGE-W4

Type	Code
Measurement Unit	numeric
H4HR7G	7G. 7th Household Member: About how old is {INITIALS}?

			Frequency	% of total	% of valid
Valid	37	37 years old	1	0.01%	50%
	54	54 years old	1	0.01%	50%
		Total	2	0.01%	100%
Missing	.	missing	10	0.06%	
	997	legitimate skip	15689	99.92%	
		Total	15,699	99.99%	

Valid	Invalid	Minimum	Maximum
2	15699	37	54

#### H4HR8G - S8Q8G HH MEMBER 7-RELATION TO RESP-W4

Type	Code
Measurement Unit	numeric
H4HR8G	8G. 7th Household Member: What is {INITIAL'S} relationship to you?

	Frequency	% of total	% of valid
--	-----------	------------	------------

Valid	1	husband/wife	6	0.04%	2.19%	
	2	partner/boyfriend/girlfriend	6	0.04%	2.19%	
	3	son/daughter	77	0.49%	28.1%	
	4	brother/sister	32	0.2%	11.68%	
	6	sister's husband/brother's wife	4	0.03%	1.46%	
	7	sister's male partner/brother's female partner	2	0.01%	0.73%	
	8	father/mother	11	0.07%	4.01%	
	9	father's male partner/mother's female partner	1	0.01%	0.36%	
	10	mother's husband/father's wife	3	0.02%	1.09%	
	12	father-in-law/mother-in-law	4	0.03%	1.46%	
	13	grandfather/grandmother	4	0.03%	1.46%	
	15	uncle/aunt	10	0.06%	3.65%	
	16	cousin	11	0.07%	4.01%	
	17	nephew/niece	58	0.37%	21.17%	
	18	other relative	11	0.07%	4.01%	
	19	non-relative	34	0.22%	12.41%	
		Total	274	1.75%	100%	
	Missing	.	missing	10	0.06%	
		97	legitimate skip	15417	98.19%	
		Total	15,427	98.25%		

Valid	Invalid	Minimum	Maximum
274	15427	1	19

 H4HR9G - S8Q9G HH MEMBER 7-BEST/FIT RELATION-W4

Type	Code
Measurement Unit	numeric
H4HR9G	9G. 7th Household Member: Which description best fits {INITIALS}'s relationship to you?

			Frequency	% of total	% of valid
Valid	1	biological son/daughter	74	0.47%	62.18%
	3	step son/daughter	2	0.01%	1.68%
	5	foster son/daughter	1	0.01%	0.84%
	10	full brother/sister	23	0.15%	19.33%
	12	half brother/sister	5	0.03%	4.2%
	13	step brother/sister	1	0.01%	0.84%
	14	adoptive brother/sister	2	0.01%	1.68%
	16	brother/sister in-law	1	0.01%	0.84%
	20	biological father/mother	10	0.06%	8.4%

		Total	119	0.76%	100%
Missing	.	missing	10	0.06%	
	97	legitimate skip	15571	99.17%	
	98	don't know	1	0.01%	
		Total	15,582	99.24%	

Valid	Invalid	Minimum	Maximum
119	15582	1	20

#### H4HR5H - S8Q5H HH MEMBER 8-GENDER-W4

Type	Code
Measurement Unit	numeric
H4HR5H	5H. 8th Household Member: Is {INITIALS} male or female?

			Frequency	% of total	% of valid
Valid	1	male	68	0.43%	51.13%
	2	female	65	0.41%	48.87%
		Total	133	0.85%	100%
Missing	.	missing	10	0.06%	
	7	legitimate skip	15558	99.09%	
		Total	15,568	99.15%	

Valid	Invalid	Minimum	Maximum
133	15568	1	2

#### H4HR6H - S8Q6H HH MEMBER 8-AGE-W4

Type	Numeric (Double)
H4HR6H	6H. 8th Household Member: How old is {initials}?

			Frequency	% of total	% of valid
Missing	.	missing	10	0.06%	
	997	legitimate skip	15558	99.09%	
		Total	15,568	99.15%	

Valid	Invalid	Minimum	Maximum	Mean	StdDev
133	15568	0	79	14.624060...	15.255203...

#### H4HR7H - S8Q7H HH MEMBER 8-APPROXIMATE AGE-W4

Type	Numeric (Integer)
Measurement Unit	numeric
H4HR7H	7H. 8th Household Member: About how old is {INITIALS}?

	Frequency
--	-----------

Missing	.	missing	10
	997	legitimate skip	15691

Valid	Invalid
0	15701

 H4HR8H - S8Q8H HH MEMBER 8-RELATION TO RESP-W4

Type	Code
Measurement Unit	numeric
H4HR8H	8H. 8th Household Member: What is {INITIAL'S} relationship to you?

			Frequency	% of total	% of valid
Valid	1	husband/wife	3	0.02%	2.26%
	2	partner/boyfriend/girlfriend	3	0.02%	2.26%
	3	son/daughter	29	0.18%	21.8%
	4	brother/sister	12	0.08%	9.02%
	6	sister's husband/brother's wife	1	0.01%	0.75%
	7	sister's male partner/brother's female partner	2	0.01%	1.5%
	8	father/mother	6	0.04%	4.51%
	9	father's male partner/mother's female partner	1	0.01%	0.75%
	12	father-in-law/mother-in-law	1	0.01%	0.75%
	13	grandfather/grandmother	1	0.01%	0.75%
	15	uncle/aunt	3	0.02%	2.26%
	16	cousin	3	0.02%	2.26%
	17	nephew/niece	44	0.28%	33.08%
	18	other relative	8	0.05%	6.02%
	19	non-relative	16	0.1%	12.03%
	Total	133	0.85%	100%	
Missing	.	missing	10	0.06%	
	97	legitimate skip	15558	99.09%	
		Total	15,568	99.15%	

Valid	Invalid	Minimum	Maximum
133	15568	1	19

 H4HR9H - S8Q9H HH MEMBER 8-BEST/FIT RELATION-W4

Type	Code
Measurement Unit	numeric
H4HR9H	9H. 8th Household Member: Which description best fits {INITIALS}'s relationship to you?



			Frequency	% of total	% of valid
Valid	1	biological son/daughter	27	0.17%	57.45%
	3	step son/daughter	1	0.01%	2.13%
	5	foster son/daughter	1	0.01%	2.13%
	10	full brother/sister	9	0.06%	19.15%
	12	half brother/sister	3	0.02%	6.38%
	20	biological father/mother	6	0.04%	12.77%
		Total	47	0.3%	100%
Missing	.	missing	10	0.06%	
	97	legitimate skip	15644	99.64%	
		Total	15,654	99.7%	

Valid	Invalid	Minimum	Maximum
47	15654	1	20

 H4HR5I - S8Q5I HH MEMBER 9-GENDER-W4

Type	Code
Measurement Unit	numeric
H4HR5I	5I. 9th Household Member: Is {INITIALS} male or female?

			Frequency	% of total	% of valid
Valid	1	male	33	0.21%	45.83%
	2	female	39	0.25%	54.17%
		Total	72	0.46%	100%
Missing	.	missing	10	0.06%	
	7	legitimate skip	15619	99.48%	
		Total	15,629	99.54%	

Valid	Invalid	Minimum	Maximum
72	15629	1	2

 H4HR6I - S8Q6I HH MEMBER 9-AGE-W4

Type	Code
Measurement Unit	Numeric (Double)
H4HR6I	6I. 9th Household Member: How old is {initials}?

			Frequency	% of total	% of valid
Missing	.	missing	10	0.06%	
	997	legitimate skip	15619	99.48%	
	998	don't know	1	0.01%	
		Total	15,630	99.55%	

Valid	Invalid	Minimum	Maximum	Mean	StdDev
-------	---------	---------	---------	------	--------

71	15630	0	80	17.985915...	19.617406...
----	-------	---	----	--------------	--------------

 H4HR7I - S8Q7I HH MEMBER 9-APPROXIMATE AGE-W4

Type	Code
Measurement Unit	numeric
H4HR7I	7I. 9th Household Member: About how old is {INITIALS}?

			Frequency	% of total	% of valid
Valid	36	36 years old	1	0.01%	100%
		Total	1	0.01%	100%
Missing	.	missing	10	0.06%	
	997	legitimate skip	15690	99.93%	
		Total	15,700	99.99%	

Valid	Invalid	Minimum	Maximum
1	15700	36	36

 H4HR8I - S8Q8I HH MEMBER 9-RELATION TO RESP-W4

Type	Code
Measurement Unit	numeric
H4HR8I	8I. 9th Household Member: What is {INITIAL'S} relationship to you?

			Frequency	% of total	% of valid
Valid	1	husband/wife	3	0.02%	0.02%
	3	son/daughter	15	0.1%	0.1%
	4	brother/sister	6	0.04%	0.04%
	5	brother's male partner/sister's female partner	1	0.01%	0.01%
	6	sister's husband/brother's wife	2	0.01%	0.01%
	7	sister's male partner/brother's female partner	1	0.01%	0.01%
	8	father/mother	4	0.03%	0.03%
	12	father-in-law/mother-in-law	2	0.01%	0.01%
	13	grandfather/grandmother	1	0.01%	0.01%
	16	cousin	1	0.01%	0.01%
	17	nephew/niece	19	0.12%	0.12%
	18	other relative	5	0.03%	0.03%
	19	non-relative	12	0.08%	0.08%
		Total	15,691	99.94%	100%
Missing	.		10	0.06%	
		Total	10	0.06%	

Valid	Invalid	Minimum	Maximum
15691	10	1	97

 H4HR9I - S8Q9I HH MEMBER 9-BEST/FIT RELATION-W4

Type	Code
Measurement Unit	numeric
H4HR9I	9I. 9th Household Member: Which description best fits {INITIALS}'s relationship to you?

			Frequency	% of total	% of valid
Valid	1	biological son/daughter	15	0.1%	60%
	10	full brother/sister	4	0.03%	16%
	12	half brother/sister	1	0.01%	4%
	14	adoptive brother/sister	1	0.01%	4%
	20	biological father/mother	4	0.03%	16%
		Total	25	0.16%	100%
Missing	.	missing	10	0.06%	
	97	legitimate skip	15666	99.78%	
		Total	15,676	99.84%	

Valid	Invalid	Minimum	Maximum
25	15676	1	20

 H4HR5J - S8Q5J HH MEMBER 10-GENDER-W4

Type	Code
Measurement Unit	numeric
H4HR5J	5J. 10th Household Member: Is {INITIALS} male or female?

			Frequency	% of total	% of valid
Valid	1	male	16	0.1%	42.11%
	2	female	22	0.14%	57.89%
		Total	38	0.24%	100%
Missing	.	missing	10	0.06%	
	7	legitimate skip	15653	99.69%	
		Total	15,663	99.76%	

Valid	Invalid	Minimum	Maximum
38	15663	1	2

 H4HR6J - S8Q6J HH MEMBER 10-AGE-W4

Type	Code
	Numeric (Double)
H4HR6J	6J. 10th Household Member: How old is {initials}?

			Frequency	% of total	% of valid
Missing	.	missing	10	0.06%	
	997	legitimate skip	15653	99.69%	
Total			15,663	99.76%	

Valid	Invalid	Minimum	Maximum	Mean	StdDev
38	15663	0	63	10.684210...	15.199760...

#### H4HR7J - S8Q7J HH MEMBER 10-APPROXIMATE AGE-W4

Type	Numeric (Integer)
Measurement Unit	numeric
H4HR7J	7J. 10th Household Member: About how old is {INITIALS}?

			Frequency
Missing	.	missing	10
	997	legitimate skip	15691

Valid	Invalid
0	15701

#### H4HR8J - S8Q8J HH MEMBER 10-RELATION TO RESP-W4

Type	Code
Measurement Unit	numeric
H4HR8J	8J. 10th Household Member: What is {INITIAL'S} relationship to you?

			Frequency	% of total	% of valid
Valid	2	partner/boyfriend/girlfriend	1	0.01%	2.63%
	3	son/daughter	11	0.07%	28.95%
	4	brother/sister	2	0.01%	5.26%
	8	father/mother	1	0.01%	2.63%
	15	uncle/aunt	2	0.01%	5.26%
	16	cousin	1	0.01%	2.63%
	17	nephew/niece	15	0.1%	39.47%
	18	other relative	2	0.01%	5.26%
	19	non-relative	3	0.02%	7.89%
Total			38	0.24%	100%
Missing	.	missing	10	0.06%	
	97	legitimate skip	15653	99.69%	
Total			15,663	99.76%	

Valid	Invalid	Minimum	Maximum
38	15663	2	19

 H4HR9J - S8Q9J HH MEMBER 10-BEST/FIT RELATION-W4

Type	Code
Measurement Unit	numeric
H4HR9J	9J. 10th Household Member: Which description best fits {INITIALS}'s relationship to you?

			Frequency	% of total	% of valid
Valid	1	biological son/daughter	11	0.07%	78.57%
	10	full brother/sister	2	0.01%	14.29%
	20	biological father/mother	1	0.01%	7.14%
Total			14	0.09%	100%
Missing	.	missing	10	0.06%	
	97	legitimate skip	15677	99.85%	
Total			15,687	99.91%	

Valid	Invalid	Minimum	Maximum
14	15687	1	20

 H4HR5K - S8Q5K HH MEMBER 11-GENDER-W4

Type	Code
Measurement Unit	numeric
H4HR5K	5K. 11th Household Member: Is {INITIALS} male or female?

			Frequency	% of total	% of valid
Valid	1	male	11	0.07%	52.38%
	2	female	10	0.06%	47.62%
Total			21	0.13%	100%
Missing	.	missing	10	0.06%	
	7	legitimate skip	15670	99.8%	
Total			15,680	99.87%	

Valid	Invalid	Minimum	Maximum
21	15680	1	2

 H4HR6K - S8Q5K HH MEMBER 11-AGE-W4

Type	Numeric (Double)
H4HR6K	6K. 11th Household Member: How old is {initials}?

			Frequency	% of total	% of valid
Missing	.	missing	10	0.06%	
	997	legitimate skip	15670	99.8%	

		Total	15,680	99.87%	
--	--	-------	--------	--------	--

Valid	Invalid	Minimum	Maximum	Mean	StdDev
21	15680	0	58	16	16.929264...

 H4HR7K - S8Q7K HH MEMBER 11-APPROXIMATE AGE-W4

Type	Numeric (Integer)
Measurement Unit	numeric
H4HR7K	7K. 11th Household Member: About how old is {INITIALS}?

			Frequency
Missing	.	missing	10
	997	legitimate skip	15691

Valid	Invalid
0	15701

 H4HR8K - S8Q8K HH MEMBER 11-RELATION TO RESP-W4

Type	Code
Measurement Unit	numeric
H4HR8K	8K. 11th Household Member: What is {INITIAL'S} relationship to you?

			Frequency	% of total	% of valid
Valid	2	partner/boyfriend/girlfriend	1	0.01%	4.76%
	3	son/daughter	2	0.01%	9.52%
	4	brother/sister	4	0.03%	19.05%
	6	sister's husband/brother's wife	1	0.01%	4.76%
	7	sister's male partner/brother's female partner	1	0.01%	4.76%
	8	father/mother	1	0.01%	4.76%
	16	cousin	1	0.01%	4.76%
	17	nephew/niece	8	0.05%	38.1%
	18	other relative	1	0.01%	4.76%
	19	non-relative	1	0.01%	4.76%
	Total	21	0.13%	100%	
Missing	.	missing	10	0.06%	
	97	legitimate skip	15670	99.8%	
	Total	15,680	99.87%		

Valid	Invalid	Minimum	Maximum
21	15680	2	19

 H4HR9K - S8Q9K HH MEMBER 11-BEST/FIT RELATION-W4

Type	Code
Measurement Unit	numeric
H4HR9K	9K. 11th Household Member: Which description best fits {INITIALS}'s relationship to you?

			Frequency	% of total	% of valid
Valid	1	biological son/daughter	2	0.01%	28.57%
	10	full brother/sister	4	0.03%	57.14%
	20	biological father/mother	1	0.01%	14.29%
Total			7	0.04%	100%
Missing	.	missing	10	0.06%	
	97	legitimate skip	15684	99.89%	
Total			15,694	99.96%	

Valid	Invalid	Minimum	Maximum
7	15694	1	20

#### H4HR5L - S8Q5L HH MEMBER 12-GENDER-W4

Type	Code
Measurement Unit	numeric
H4HR5L	5L. 12th Household Member: Is {INITIALS} male or female?

			Frequency	% of total	% of valid
Valid	1	male	3	0.02%	37.5%
	2	female	5	0.03%	62.5%
	Total		8	0.05%	100%
Missing	.	missing	10	0.06%	
	7	legitimate skip	15683	99.89%	
Total			15,693	99.95%	

Valid	Invalid	Minimum	Maximum
8	15693	1	2

#### H4HR6L - S8Q6L HH MEMBER 12-AGE-W4

Type	Numeric (Double)
H4HR6L	6L. 12th Household Member: How old is {initials}?

			Frequency	% of total	% of valid
Missing	.	missing	10	0.06%	
	997	legitimate skip	15683	99.89%	
Total			15,693	99.95%	

Valid	Invalid	Minimum	Maximum	Mean	StdDev
-------	---------	---------	---------	------	--------

8	15693	0	63	21.75	22.153683...
---	-------	---	----	-------	--------------

 H4HR7L - S8Q7L HH MEMBER 12-APPROXIMATE AGE-W4

Type	Numeric (Integer)
Measurement Unit	numeric
H4HR7L	7L. 12th Household Member: About how old is {INITIALS}?

			Frequency
Missing	.	missing	10
	997	legitimate skip	15691

Valid	Invalid
0	15701

 H4HR8L - S8Q8L HH MEMBER 12-RELATION TO RESP-W4

Type	Code
Measurement Unit	numeric
H4HR8L	8L. 12th Household Member: What is {INITIAL'S} relationship to you?

			Frequency	% of total	% of valid
Valid	3	son/daughter	1	0.01%	12.5%
	4	brother/sister	2	0.01%	25%
	7	sister's male partner/brother's female partner	1	0.01%	12.5%
	8	father/mother	1	0.01%	12.5%
	17	nephew/niece	2	0.01%	25%
	18	other relative	1	0.01%	12.5%
		Total	8	0.05%	100%
Missing	.	missing	10	0.06%	
	97	legitimate skip	15683	99.89%	
		Total	15,693	99.95%	

Valid	Invalid	Minimum	Maximum
8	15693	3	18

 H4HR9L - S8Q9L HH MEMBER 12-BEST/FIT RELATION-W4

Type	Code
Measurement Unit	numeric
H4HR9L	9L. 12th Household Member: Which description best fits {INITIALS}'s relationship to you?

			Frequency	% of total	% of valid
--	--	--	-----------	------------	------------



Valid	1	biological son/daughter	1	0.01%	25%
	10	full brother/sister	1	0.01%	25%
	13	step brother/sister	1	0.01%	25%
	20	biological father/mother	1	0.01%	25%
		Total	4	0.03%	100%
Missing	.	missing	10	0.06%	
	97	legitimate skip	15687	99.91%	
		Total	15,697	99.97%	

Valid	Invalid	Minimum	Maximum
4	15697	1	20

#### H4HR5M - S8Q5M HH MEMBER 13-GENDER-W4

Type	Code
Measurement Unit	numeric
H4HR5M	5M. 13th Household Member: Is {INITIALS} male or female?

			Frequency	% of total	% of valid
Valid	1	male	4	0.03%	80%
	2	female	1	0.01%	20%
		Total	5	0.03%	100%
Missing	.	missing	10	0.06%	
	7	legitimate skip	15686	99.9%	
		Total	15,696	99.97%	

Valid	Invalid	Minimum	Maximum
5	15696	1	2

#### H4HR6M - S8Q6M HH MEMBER 13-AGE-W4

Type	Numeric (Double)
H4HR6M	6M. 13th Household Member: How old is {initials}?

			Frequency	% of total	% of valid
Missing	.	missing	10	0.06%	
	997	legitimate skip	15686	99.9%	
		Total	15,696	99.97%	

Valid	Invalid	Minimum	Maximum	Mean	StdDev
5	15696	3	38	17.4	12.739701...

#### H4HR7M - S8Q7M HH MEMBER 13-APPROXIMATE AGE-W4

Type	Numeric (Integer)
------	-------------------

Measurement Unit	numeric
H4HR7M	7M. 13th Household Member: About how old is {INITIALS}?

			Frequency
Missing	.	missing	10
	997	legitimate skip	15691

Valid	Invalid
0	15701

#### H4HR8M - S8Q8M HH MEMBER 13-RELATION TO RESP-W4

Type	Code
Measurement Unit	numeric
H4HR8M	8M. 13th Household Member: What is {INITIAL'S} relationship to you?

			Frequency	% of total	% of valid
Valid	3	son/daughter	1	0.01%	20%
	4	brother/sister	1	0.01%	20%
	6	sister's husband/brother's wife	1	0.01%	20%
	17	nephew/niece	1	0.01%	20%
	18	other relative	1	0.01%	20%
		Total	5	0.03%	100%
Missing	.	missing	10	0.06%	
	97	legitimate skip	15686	99.9%	
		Total	15,696	99.97%	

Valid	Invalid	Minimum	Maximum
5	15696	3	18

#### H4HR9M - S8Q9M HH MEMBER 13-BEST/FIT RELATION-W4

Type	Code
Measurement Unit	numeric
H4HR9M	9M. 13th Household Member: Which description best fits {INITIALS}'s relationship to you?

			Frequency	% of total	% of valid
Valid	1	biological son/daughter	1	0.01%	50%
	14	adoptive brother/sister	1	0.01%	50%
		Total	2	0.01%	100%
Missing	.	missing	10	0.06%	
	97	legitimate skip	15689	99.92%	
		Total	15,699	99.99%	

Valid	Invalid	Minimum	Maximum
2	15699	1	14

#### H4HR5N - S8Q5N HH MEMBER 14-GENDER-W4

Type	Code
Measurement Unit	numeric
H4HR5N	5N. 14th Household Member: Is {INITIALS} male or female?

			Frequency	% of total	% of valid
Valid	1	male	2	0.01%	50%
	2	female	2	0.01%	50%
	Total		4	0.03%	100%
Missing	.	missing	10	0.06%	
	7	legitimate skip	15687	99.91%	
	Total		15,697	99.97%	

Valid	Invalid	Minimum	Maximum
4	15697	1	2

#### H4HR6N - S8Q6N HH MEMBER 14-AGE-W4

Type	Code
Measurement Unit	Numeric (Double)
H4HR6N	6N. 14th Household Member: How old is {initials}?

			Frequency	% of total	% of valid
Missing	.	missing	10	0.06%	
	997	legitimate skip	15687	99.91%	
	Total		15,697	99.97%	

Valid	Invalid	Minimum	Maximum	Mean	StdDev
4	15697	11	84	31	35.393031...

#### H4HR7N - S8Q7N HH MEMBER 14-APPROXIMATE AGE-W4

Type	Code
Measurement Unit	Numeric (Integer)
H4HR7N	7N. 14th Household Member: About how old is {INITIALS}?

			Frequency
Missing	.	missing	10
	997	legitimate skip	15691

Valid	Invalid
0	15701

#### H4HR8N - S8Q8N HH MEMBER 14-RELATION TO RESP-W4

Type	Code
Measurement Unit	numeric
H4HR8N	8N. 14th Household Member: What is {INITIAL'S} relationship to you?

			Frequency	% of total	% of valid
Valid	3	son/daughter	1	0.01%	25%
	17	nephew/niece	1	0.01%	25%
	18	other relative	2	0.01%	50%
Total			4	0.03%	100%
Missing	.	missing	10	0.06%	
	97	legitimate skip	15687	99.91%	
Total			15,697	99.97%	

Valid	Invalid	Minimum	Maximum
4	15697	3	18

#### H4HR9N - S8Q9N HH MEMBER 14-BEST/FIT RELATION-W4

Type	Code
Measurement Unit	numeric
H4HR9N	9N. 14th Household Member: Which description best fits {INITIALS}'s relationship to you?

			Frequency	% of total	% of valid
Valid	1	biological son/daughter	1	0.01%	100%
	Total		1	0.01%	100%
Missing	.	missing	10	0.06%	
	97	legitimate skip	15690	99.93%	
Total			15,700	99.99%	

Valid	Invalid	Minimum	Maximum
1	15700	1	1

#### H4HR50 - S8Q50 HH MEMBER 15-GENDER-W4

Type	Code
Measurement Unit	numeric
H4HR50	50. 15th Household Member: Is {INITIALS} male or female?

			Frequency	% of total	% of valid
Valid	1	male	2	0.01%	66.67%
	2	female	1	0.01%	33.33%
Total			3	0.02%	100%

Missing	.	missing	10	0.06%	
	7	legitimate skip	15688	99.92%	
		Total	15,698	99.98%	

Valid	Invalid	Minimum	Maximum
3	15698	1	2

#### H4HR60 - S8Q60 HH MEMBER 15-AGE-W4

Type	Numeric (Double)
H4HR60	6O. 15th Household Member: How old is {initials}?

			Frequency	% of total	% of valid
Missing	.	missing	10	0.06%	
	997	legitimate skip	15688	99.92%	
		Total	15,698	99.98%	

Valid	Invalid	Minimum	Maximum	Mean	StdDev
3	15698	5	60	29	28.160255...

#### H4HR70 - S8Q70 HH MEMBER 15-APPROXIMATE AGE-W4

Type	Numeric (Integer)
Measurement Unit	numeric
H4HR70	7O. 15th Household Member: About how old is {INITIALS}?

			Frequency
Missing	.	missing	10
	997	legitimate skip	15691

Valid	Invalid
0	15701

#### H4HR80 - S8Q80 HH MEMBER 15-RELATION TO RESP-W4

Type	Code
Measurement Unit	numeric
H4HR80	8O. 15th Household Member: What is {INITIAL'S} relationship to you?

			Frequency	% of total	% of valid
Valid	8	father/mother	1	0.01%	33.33%
	17	nephew/niece	1	0.01%	33.33%
	18	other relative	1	0.01%	33.33%
		Total	3	0.02%	100%
Missing	.	missing	10	0.06%	
	97	legitimate skip	15688	99.92%	

		Total	15,698	99.98%	
--	--	-------	--------	--------	--

Valid	Invalid	Minimum	Maximum
3	15698	8	18

#### H4HR90 - S8Q90 HH MEMBER 15-BEST/FIT RELATION-W4

Type	Code
Measurement Unit	numeric
H4HR90	90. 15th Household Member: Which description best fits {INITIALS}'s relationship to you?

			Frequency	% of total	% of valid
Valid	20	biological father/mother	1	0.01%	100%
		Total	1	0.01%	100%
Missing	.	missing	10	0.06%	
	97	legitimate skip	15690	99.93%	
		Total	15,700	99.99%	

Valid	Invalid	Minimum	Maximum
1	15700	20	20

#### H4HR5P - S8Q5P HH MEMBER 16-GENDER-W4

Type	Code
Measurement Unit	numeric
H4HR5P	5P. 16th Household Member: Is {INITIALS} male or female?

			Frequency	% of total	% of valid
Valid	1	male	1	0.01%	100%
		Total	1	0.01%	100%
Missing	.	missing	10	0.06%	
	7	legitimate skip	15690	99.93%	
		Total	15,700	99.99%	

Valid	Invalid	Minimum	Maximum
1	15700	1	1

#### H4HR6P - S8Q6P HH MEMBER 16-AGE-W4

Type	Numeric (Double)
H4HR6P	6P. 16th Household Member: How old is {initials}?

			Frequency	% of total	% of valid
Missing	.	missing	10	0.06%	
	997	legitimate skip	15690	99.93%	

		Total	15,700	99.99%	
--	--	-------	--------	--------	--

Valid	Invalid	Minimum	Maximum	Mean	StdDev
1	15700	13	13	13	NaN

#### H4HR7P - S8Q7P HH MEMBER 16-APPROXIMATE AGE-W4

Type	Numeric (Integer)
Measurement Unit	numeric
H4HR7P	7P. 16th Household Member: About how old is {INITIALS}?

			Frequency
Missing	.	missing	10
	997	legitimate skip	15691

Valid	Invalid
0	15701

#### H4HR8P - S8Q8P HH MEMBER 16-RELATION TO RESP-W4

Type	Code
Measurement Unit	numeric
H4HR8P	8P. 16th Household Member: What is {INITIAL'S} relationship to you?

			Frequency	% of total	% of valid
Valid	17	nephew/niece	1	0.01%	100%
		Total	1	0.01%	100%
Missing	.	missing	10	0.06%	
	97	legitimate skip	15690	99.93%	
		Total	15,700	99.99%	

Valid	Invalid	Minimum	Maximum
1	15700	17	17

#### H4HR9P - S8Q9P HH MEMBER 16-BEST/FIT RELATION-W4

Type	Code
Measurement Unit	numeric
H4HR9P	9P. 16th Household Member: Which description best fits {INITIALS}'s relationship to you?

			Frequency
Missing	.	missing	10
	97	legitimate skip	15691

Valid	Invalid
0	15701

 H4HR10 - S8Q10 ALWAYS LIVE IN STATE SINCE YOLI-W4

Type	Code
Measurement Unit	numeric
H4HR10	10. Have you continuously lived in {CURRENT STATE} since {LAST INTERVIEW: 1995/1996/2001/2002}?*

			Frequency	% of total	% of valid
Valid	0	no	4691	29.88%	29.9%
	1	yes	10996	70.03%	70.1%
	Total		15,687	99.91%	100%
Missing	6	refused	4	0.03%	
	8	don't know	10	0.06%	
	Total		14	0.09%	

Valid	Invalid	Minimum	Maximum
15687	14	0	1

 H4HR11MA - S8Q11MA MONTH MOVED STATE LISTED 1-W4

Type	Code
Measurement Unit	numeric
H4HR11MA	11MA. 1st State: In what month (and year) did you move to {STATE}?

			Frequency	% of total	% of valid
Valid	1	January	438	2.79%	10.21%
	2	February	269	1.71%	6.27%
	3	March	275	1.75%	6.41%
	4	April	258	1.64%	6.02%
	5	May	360	2.29%	8.39%
	6	June	495	3.15%	11.54%
	7	July	417	2.66%	9.72%
	8	August	563	3.59%	13.13%
	9	September	372	2.37%	8.67%
	10	October	307	1.96%	7.16%
	11	November	277	1.76%	6.46%
	12	December	258	1.64%	6.02%
		Total	4,289	27.32%	100%
Missing	.	missing	3	0.02%	
	96	refused	64	0.41%	
	97	legitimate skip	10996	70.03%	
	98	don't know	349	2.22%	
		Total	11,412	72.68%	



Valid	Invalid	Minimum	Maximum
4289	11412	1	12

 H4HR11YA - S8Q11YA YEAR MOVED STATE LISTED 1-W4

Type	Code
Measurement Unit	numeric
H4HR11YA	11YA. 1st State: In what (month and) year did you move to {STATE}?

	Frequency	% of total	% of valid
--	-----------	------------	------------

Valid	1975	1975	3	0.02%	0.07%
	1976	1976	42	0.27%	0.96%
	1977	1977	185	1.18%	4.22%
	1978	1978	206	1.31%	4.7%
	1979	1979	238	1.52%	5.43%
	1980	1980	197	1.25%	4.5%
	1981	1981	172	1.1%	3.93%
	1982	1982	128	0.82%	2.92%
	1983	1983	26	0.17%	0.59%
	1984	1984	19	0.12%	0.43%
	1985	1985	22	0.14%	0.5%
	1986	1986	20	0.13%	0.46%
	1987	1987	18	0.11%	0.41%
	1988	1988	19	0.12%	0.43%
	1989	1989	23	0.15%	0.52%
	1990	1990	25	0.16%	0.57%
	1991	1991	21	0.13%	0.48%
	1992	1992	25	0.16%	0.57%
	1993	1993	34	0.22%	0.78%
	1994	1994	28	0.18%	0.64%
	1995	1995	19	0.12%	0.43%
	1996	1996	46	0.29%	1.05%
	1997	1997	48	0.31%	1.1%
	1998	1998	68	0.43%	1.55%
	1999	1999	85	0.54%	1.94%
	2000	2000	128	0.82%	2.92%
	2001	2001	187	1.19%	4.27%
	2002	2002	219	1.39%	5%
	2003	2003	286	1.82%	6.53%
	2004	2004	348	2.22%	7.94%
2005	2005	426	2.71%	9.72%	
2006	2006	430	2.74%	9.81%	
2007	2007	461	2.94%	10.52%	
2008	2008	179	1.14%	4.08%	
2009	2009	1	0.01%	0.02%	
		Total	4,382	27.91%	100%
Missing	.	missing	3	0.02%	
	9996	refused	64	0.41%	
	9997	legitimate skip	10996	70.03%	
	9998	don't know	256	1.63%	
		Total	11,319	72.09%	

Valid	Invalid	Minimum	Maximum
-------	---------	---------	---------

4382	11319	1975	2009
------	-------	------	------



Type	Code
Measurement Unit	numeric
H4HR11MB	11MB. 2nd State: In what month (and year) did you move to {STATE}?

			Frequency	% of total	% of valid
Valid	1	January	385	2.45%	8.81%
	2	February	249	1.59%	5.7%
	3	March	285	1.82%	6.52%
	4	April	239	1.52%	5.47%
	5	May	419	2.67%	9.59%
	6	June	480	3.06%	10.98%
	7	July	397	2.53%	9.08%
	8	August	708	4.51%	16.2%
	9	September	417	2.66%	9.54%
	10	October	321	2.04%	7.35%
	11	November	221	1.41%	5.06%
	12	December	249	1.59%	5.7%
		Total	4,370	27.83%	100%
Missing	.	missing	3	0.02%	
	96	refused	11	0.07%	
	97	legitimate skip	11183	71.22%	
	98	don't know	134	0.85%	
		Total	11,331	72.17%	

Valid	Invalid	Minimum	Maximum
4370	11331	1	12



Type	Code
Measurement Unit	numeric
H4HR11YB	11YB. 2nd State: In what (month and) year did you move to {STATE}?

			Frequency	% of total	% of valid
--	--	--	-----------	------------	------------

Valid	1975	1975	8	0.05%	0.18%
	1976	1976	25	0.16%	0.56%
	1977	1977	79	0.5%	1.77%
	1978	1978	108	0.69%	2.42%
	1979	1979	86	0.55%	1.92%
	1980	1980	95	0.61%	2.13%
	1981	1981	69	0.44%	1.54%
	1982	1982	57	0.36%	1.28%
	1983	1983	16	0.1%	0.36%
	1984	1984	13	0.08%	0.29%
	1985	1985	10	0.06%	0.22%
	1986	1986	18	0.11%	0.4%
	1987	1987	10	0.06%	0.22%
	1988	1988	13	0.08%	0.29%
	1989	1989	17	0.11%	0.38%
	1990	1990	6	0.04%	0.13%
	1991	1991	8	0.05%	0.18%
	1992	1992	13	0.08%	0.29%
	1993	1993	16	0.1%	0.36%
	1994	1994	22	0.14%	0.49%
	1995	1995	29	0.18%	0.65%
	1996	1996	71	0.45%	1.59%
	1997	1997	87	0.55%	1.95%
	1998	1998	112	0.71%	2.51%
	1999	1999	152	0.97%	3.4%
	2000	2000	226	1.44%	5.06%
	2001	2001	314	2%	7.02%
	2002	2002	378	2.41%	8.46%
	2003	2003	393	2.5%	8.79%
	2004	2004	471	3%	10.54%
	2005	2005	451	2.87%	10.09%
	2006	2006	450	2.87%	10.07%
2007	2007	429	2.73%	9.6%	
2008	2008	218	1.39%	4.88%	
	Total	4,470	28.47%	100%	
Missing	.	missing	3	0.02%	
	9996	refused	10	0.06%	
	9997	legitimate skip	11183	71.22%	
	9998	don't know	35	0.22%	
	Total	11,231	71.53%		

Valid	Invalid	Minimum	Maximum
4470	11231	1975	2008

 H4HR11MC - S8Q11MC MONTH MOVED STATE LISTED 3-W4

Type	Code
Measurement Unit	numeric
H4HR11MC	11MC. 3rd State: In what month (and year) did you move to {STATE}?

			Frequency	% of total	% of valid
Valid	1	January	224	1.43%	10.05%
	2	February	140	0.89%	6.28%
	3	March	104	0.66%	4.67%
	4	April	126	0.8%	5.65%
	5	May	219	1.39%	9.83%
	6	June	251	1.6%	11.26%
	7	July	196	1.25%	8.79%
	8	August	397	2.53%	17.81%
	9	September	193	1.23%	8.66%
	10	October	151	0.96%	6.77%
	11	November	116	0.74%	5.2%
	12	December	112	0.71%	5.02%
		Total	2,229	14.2%	100%
Missing	.	missing	3	0.02%	
	96	refused	1	0.01%	
	97	legitimate skip	13396	85.32%	
	98	don't know	72	0.46%	
		Total	13,472	85.8%	

Valid	Invalid	Minimum	Maximum
2229	13472	1	12

 H4HR11YC - S8Q11YC YEAR MOVED STATE LISTED 3-W4

Type	Code
Measurement Unit	numeric
H4HR11YC	11YC. 3rd State: In what (month and) year did you move to {STATE}?

			Frequency	% of total	% of valid
--	--	--	-----------	------------	------------

Valid	1976	1976	9	0.06%	0.39%
	1977	1977	26	0.17%	1.14%
	1978	1978	35	0.22%	1.53%
	1979	1979	49	0.31%	2.14%
	1980	1980	34	0.22%	1.49%
	1981	1981	33	0.21%	1.44%
	1982	1982	24	0.15%	1.05%
	1983	1983	6	0.04%	0.26%
	1984	1984	3	0.02%	0.13%
	1985	1985	3	0.02%	0.13%
	1986	1986	4	0.03%	0.17%
	1987	1987	4	0.03%	0.17%
	1988	1988	6	0.04%	0.26%
	1989	1989	7	0.04%	0.31%
	1990	1990	9	0.06%	0.39%
	1991	1991	4	0.03%	0.17%
	1992	1992	11	0.07%	0.48%
	1993	1993	7	0.04%	0.31%
	1994	1994	11	0.07%	0.48%
	1995	1995	36	0.23%	1.57%
	1996	1996	40	0.25%	1.75%
	1997	1997	66	0.42%	2.89%
	1998	1998	101	0.64%	4.42%
	1999	1999	131	0.83%	5.73%
	2000	2000	163	1.04%	7.13%
	2001	2001	237	1.51%	10.36%
	2002	2002	275	1.75%	12.02%
	2003	2003	242	1.54%	10.58%
	2004	2004	227	1.45%	9.93%
	2005	2005	216	1.38%	9.44%
	2006	2006	144	0.92%	6.3%
	2007	2007	98	0.62%	4.29%
2008	2008	26	0.17%	1.14%	
		Total	2,287	14.57%	100%
Missing	.	missing	3	0.02%	
	9996	refused	1	0.01%	
	9997	legitimate skip	13396	85.32%	
	9998	don't know	14	0.09%	
		Total	13,414	85.43%	

Valid	Invalid	Minimum	Maximum
2287	13414	1976	2008



Type	Code
Measurement Unit	numeric
H4HR11MD	11MD. 4th State: In what month (and year) did you move to {STATE}?

			Frequency	% of total	% of valid
Valid	1	January	116	0.74%	11.01%
	2	February	68	0.43%	6.45%
	3	March	62	0.39%	5.88%
	4	April	66	0.42%	6.26%
	5	May	77	0.49%	7.31%
	6	June	141	0.9%	13.38%
	7	July	81	0.52%	7.69%
	8	August	169	1.08%	16.03%
	9	September	113	0.72%	10.72%
	10	October	57	0.36%	5.41%
	11	November	60	0.38%	5.69%
	12	December	44	0.28%	4.17%
		Total	1,054	6.71%	100%
Missing	.	missing	3	0.02%	
	96	refused	1	0.01%	
	97	legitimate skip	14603	93.01%	
	98	don't know	40	0.25%	
		Total	14,647	93.29%	

Valid	Invalid	Minimum	Maximum
1054	14647	1	12



Type	Code
Measurement Unit	numeric
H4HR11YD	11YD. 4th State: In what (month and) year did you move to {STATE}?

			Frequency	% of total	% of valid
--	--	--	-----------	------------	------------

Valid	1976	1976	7	0.04%	0.65%
	1977	1977	19	0.12%	1.76%
	1978	1978	25	0.16%	2.31%
	1979	1979	22	0.14%	2.04%
	1980	1980	12	0.08%	1.11%
	1981	1981	14	0.09%	1.3%
	1982	1982	11	0.07%	1.02%
	1983	1983	3	0.02%	0.28%
	1984	1984	2	0.01%	0.19%
	1985	1985	2	0.01%	0.19%
	1987	1987	2	0.01%	0.19%
	1988	1988	3	0.02%	0.28%
	1989	1989	2	0.01%	0.19%
	1990	1990	5	0.03%	0.46%
	1991	1991	4	0.03%	0.37%
	1992	1992	7	0.04%	0.65%
	1993	1993	6	0.04%	0.56%
	1994	1994	6	0.04%	0.56%
	1995	1995	19	0.12%	1.76%
	1996	1996	34	0.22%	3.15%
	1997	1997	40	0.25%	3.7%
	1998	1998	72	0.46%	6.67%
	1999	1999	78	0.5%	7.22%
	2000	2000	76	0.48%	7.04%
	2001	2001	123	0.78%	11.39%
	2002	2002	143	0.91%	13.24%
	2003	2003	97	0.62%	8.98%
	2004	2004	100	0.64%	9.26%
	2005	2005	79	0.5%	7.31%
2006	2006	43	0.27%	3.98%	
2007	2007	20	0.13%	1.85%	
2008	2008	4	0.03%	0.37%	
		Total	1,080	6.88%	100%
Missing	.	missing	3	0.02%	
	9996	refused	1	0.01%	
	9997	legitimate skip	14603	93.01%	
	9998	don't know	14	0.09%	
		Total	14,621	93.12%	

Valid	Invalid	Minimum	Maximum
1080	14621	1976	2008

 H4HR11ME - S8Q11ME MONTH MOVED STATE LISTED 5-W4



Type	Code
Measurement Unit	numeric
H4HR11ME	11ME. 5th State: In what month (and year) did you move to {STATE}?

			Frequency	% of total	% of valid
Valid	1	January	58	0.37%	10.49%
	2	February	35	0.22%	6.33%
	3	March	37	0.24%	6.69%
	4	April	25	0.16%	4.52%
	5	May	48	0.31%	8.68%
	6	June	71	0.45%	12.84%
	7	July	54	0.34%	9.76%
	8	August	78	0.5%	14.1%
	9	September	61	0.39%	11.03%
	10	October	34	0.22%	6.15%
	11	November	23	0.15%	4.16%
	12	December	29	0.18%	5.24%
	Total		553	3.52%	100%
Missing	.	missing	3	0.02%	
	97	legitimate skip	15122	96.31%	
	98	don't know	23	0.15%	
	Total		15,148	96.48%	

Valid	Invalid	Minimum	Maximum
553	15148	1	12

 H4HR11YE - S8Q11YE YEAR MOVED STATE LISTED 5-W4

Type	Code
Measurement Unit	numeric
H4HR11YE	11YE. 5th State: In what (month and) year did you move to {STATE}?

			Frequency	% of total	% of valid
--	--	--	-----------	------------	------------

Valid	1976	1976	1	0.01%	0.18%
	1977	1977	8	0.05%	1.42%
	1978	1978	11	0.07%	1.95%
	1979	1979	10	0.06%	1.77%
	1980	1980	7	0.04%	1.24%
	1981	1981	6	0.04%	1.06%
	1982	1982	9	0.06%	1.59%
	1983	1983	1	0.01%	0.18%
	1985	1985	2	0.01%	0.35%
	1986	1986	1	0.01%	0.18%
	1989	1989	2	0.01%	0.35%
	1990	1990	5	0.03%	0.88%
	1991	1991	1	0.01%	0.18%
	1992	1992	3	0.02%	0.53%
	1994	1994	6	0.04%	1.06%
	1995	1995	13	0.08%	2.3%
	1996	1996	24	0.15%	4.25%
	1997	1997	31	0.2%	5.49%
	1998	1998	39	0.25%	6.9%
	1999	1999	41	0.26%	7.26%
	2000	2000	56	0.36%	9.91%
	2001	2001	80	0.51%	14.16%
	2002	2002	58	0.37%	10.27%
	2003	2003	65	0.41%	11.5%
	2004	2004	41	0.26%	7.26%
	2005	2005	24	0.15%	4.25%
	2006	2006	15	0.1%	2.65%
	2007	2007	4	0.03%	0.71%
2008	2008	1	0.01%	0.18%	
		Total	565	3.6%	100%
Missing	.	missing	3	0.02%	
	9996	refused	1	0.01%	
	9997	legitimate skip	15122	96.31%	
	9998	don't know	10	0.06%	
		Total	15,136	96.4%	

Valid	Invalid	Minimum	Maximum
565	15136	1976	2008

 H4HR11MF - S8Q11MF MONTH MOVED STATE LISTED 6-W4

Type	Code
Measurement Unit	numeric

H4HR11MF	11MF. 6th State: In what month (and year) did you move to {STATE}?
----------	--

			Frequency	% of total	% of valid
Valid	1	January	24	0.15%	8.63%
	2	February	16	0.1%	5.76%
	3	March	13	0.08%	4.68%
	4	April	16	0.1%	5.76%
	5	May	25	0.16%	8.99%
	6	June	27	0.17%	9.71%
	7	July	24	0.15%	8.63%
	8	August	53	0.34%	19.06%
	9	September	29	0.18%	10.43%
	10	October	14	0.09%	5.04%
	11	November	20	0.13%	7.19%
	12	December	17	0.11%	6.12%
		Total	278	1.77%	100%
Missing	.	missing	3	0.02%	
	96	refused	1	0.01%	
	97	legitimate skip	15410	98.15%	
	98	don't know	9	0.06%	
		Total	15,423	98.23%	

Valid	Invalid	Minimum	Maximum
278	15423	1	12

 H4HR11YF - S8Q11YF YEAR MOVED STATE LISTED 6-W4

Type	Code
Measurement Unit	numeric
H4HR11YF	11YF. 6th State: In what (month and) year did you move to {STATE}?

			Frequency	% of total	% of valid
--	--	--	-----------	------------	------------

Valid	1977	1977	6	0.04%	2.11%
	1978	1978	1	0.01%	0.35%
	1979	1979	5	0.03%	1.75%
	1980	1980	3	0.02%	1.05%
	1981	1981	5	0.03%	1.75%
	1982	1982	3	0.02%	1.05%
	1985	1985	1	0.01%	0.35%
	1987	1987	2	0.01%	0.7%
	1988	1988	2	0.01%	0.7%
	1992	1992	1	0.01%	0.35%
	1993	1993	2	0.01%	0.7%
	1994	1994	3	0.02%	1.05%
	1995	1995	7	0.04%	2.46%
	1996	1996	11	0.07%	3.86%
	1997	1997	23	0.15%	8.07%
	1998	1998	24	0.15%	8.42%
	1999	1999	20	0.13%	7.02%
	2000	2000	24	0.15%	8.42%
	2001	2001	37	0.24%	12.98%
	2002	2002	36	0.23%	12.63%
	2003	2003	35	0.22%	12.28%
	2004	2004	15	0.1%	5.26%
	2005	2005	11	0.07%	3.86%
	2006	2006	6	0.04%	2.11%
2007	2007	2	0.01%	0.7%	
		Total	285	1.82%	100%
Missing	.	missing	3	0.02%	
	9996	refused	1	0.01%	
	9997	legitimate skip	15410	98.15%	
	9998	don't know	2	0.01%	
		Total	15,416	98.18%	

Valid	Invalid	Minimum	Maximum
285	15416	1977	2007

 H4HR11MG - S8Q11MG MONTH MOVED STATE LISTED 7-W4

Type	Code
Measurement Unit	numeric
H4HR11MG	11MG. 7th State: In what month (and year) did you move to {STATE}?

	Frequency	% of total	% of valid
--	-----------	------------	------------

Valid	1	January	18	0.11%	11.46%
	2	February	9	0.06%	5.73%
	3	March	5	0.03%	3.18%
	4	April	3	0.02%	1.91%
	5	May	16	0.1%	10.19%
	6	June	20	0.13%	12.74%
	7	July	11	0.07%	7.01%
	8	August	20	0.13%	12.74%
	9	September	29	0.18%	18.47%
	10	October	8	0.05%	5.1%
	11	November	11	0.07%	7.01%
	12	December	7	0.04%	4.46%
		Total	157	1%	100%
Missing	.	missing	3	0.02%	
	96	refused	1	0.01%	
	97	legitimate skip	15532	98.92%	
	98	don't know	8	0.05%	
		Total	15,544	99%	

Valid	Invalid	Minimum	Maximum
157	15544	1	12

 H4HR11YG - S8Q11YG YEAR MOVED STATE LISTED 7-W4

Type	Code
Measurement Unit	numeric
H4HR11YG	11YG. 7th State: In what (month and) year did you move to {STATE}?

	Frequency	% of total	% of valid
--	-----------	------------	------------

Valid	1976	1976	2	0.01%	1.23%
	1978	1978	4	0.03%	2.45%
	1979	1979	3	0.02%	1.84%
	1980	1980	6	0.04%	3.68%
	1982	1982	1	0.01%	0.61%
	1985	1985	1	0.01%	0.61%
	1990	1990	1	0.01%	0.61%
	1991	1991	1	0.01%	0.61%
	1994	1994	1	0.01%	0.61%
	1995	1995	9	0.06%	5.52%
	1996	1996	8	0.05%	4.91%
	1997	1997	11	0.07%	6.75%
	1998	1998	11	0.07%	6.75%
	1999	1999	8	0.05%	4.91%
	2000	2000	12	0.08%	7.36%
	2001	2001	23	0.15%	14.11%
	2002	2002	23	0.15%	14.11%
	2003	2003	18	0.11%	11.04%
	2004	2004	8	0.05%	4.91%
	2005	2005	9	0.06%	5.52%
2006	2006	1	0.01%	0.61%	
2007	2007	2	0.01%	1.23%	
	Total	163	1.04%	100%	
Missing	.	missing	3	0.02%	
	9996	refused	1	0.01%	
	9997	legitimate skip	15532	98.92%	
	9998	don't know	2	0.01%	
	Total	15,538	98.96%		

Valid	Invalid	Minimum	Maximum
163	15538	1976	2007

 H4HR11MH - S8Q11MH MONTH MOVED STATE LISTED 8-W4

Type	Code
Measurement Unit	numeric
H4HR11MH	11MH. 8th State: In what month (and year) did you move to {STATE}?

	Frequency	% of total	% of valid
--	-----------	------------	------------

Valid	1	January	10	0.06%	10.75%
	2	February	5	0.03%	5.38%
	3	March	5	0.03%	5.38%
	4	April	3	0.02%	3.23%
	5	May	6	0.04%	6.45%
	6	June	20	0.13%	21.51%
	7	July	7	0.04%	7.53%
	8	August	17	0.11%	18.28%
	9	September	6	0.04%	6.45%
	10	October	5	0.03%	5.38%
	11	November	7	0.04%	7.53%
	12	December	2	0.01%	2.15%
		Total	93	0.59%	100%
Missing	.	missing	3	0.02%	
	97	legitimate skip	15597	99.34%	
	98	don't know	8	0.05%	
		Total	15,608	99.41%	

Valid	Invalid	Minimum	Maximum
93	15608	1	12

 H4HR11YH - S8Q11YH YEAR MOVED STATE LISTED 8-W4

Type	Code
Measurement Unit	numeric
H4HR11YH	11YH. 8th State: In what (month and) year did you move to {STATE}?

	Frequency	% of total	% of valid
--	-----------	------------	------------

Valid	1976	1976	1	0.01%	1.01%
	1977	1977	1	0.01%	1.01%
	1979	1979	2	0.01%	2.02%
	1980	1980	1	0.01%	1.01%
	1981	1981	3	0.02%	3.03%
	1982	1982	1	0.01%	1.01%
	1987	1987	1	0.01%	1.01%
	1988	1988	3	0.02%	3.03%
	1989	1989	1	0.01%	1.01%
	1992	1992	1	0.01%	1.01%
	1993	1993	1	0.01%	1.01%
	1994	1994	1	0.01%	1.01%
	1995	1995	2	0.01%	2.02%
	1996	1996	6	0.04%	6.06%
	1997	1997	7	0.04%	7.07%
	1998	1998	4	0.03%	4.04%
	1999	1999	7	0.04%	7.07%
	2000	2000	12	0.08%	12.12%
	2001	2001	13	0.08%	13.13%
	2002	2002	17	0.11%	17.17%
	2003	2003	5	0.03%	5.05%
2004	2004	6	0.04%	6.06%	
2005	2005	3	0.02%	3.03%	
	Total	99	0.63%	100%	
Missing	.	missing	3	0.02%	
	9997	legitimate skip	15597	99.34%	
	9998	don't know	2	0.01%	
	Total	15,602	99.37%		

Valid	Invalid	Minimum	Maximum
99	15602	1976	2005

 H4HR11MI - S8Q11MI MONTH MOVED STATE LISTED 9-W4

Type	Code
Measurement Unit	numeric
H4HR11MI	11MI. 9th State: In what month (and year) did you move to {STATE}?

	Frequency	% of total	% of valid
--	-----------	------------	------------



Valid	1	January	5	0.03%	8.2%
	2	February	4	0.03%	6.56%
	3	March	2	0.01%	3.28%
	4	April	1	0.01%	1.64%
	5	May	3	0.02%	4.92%
	6	June	14	0.09%	22.95%
	7	July	4	0.03%	6.56%
	8	August	9	0.06%	14.75%
	9	September	4	0.03%	6.56%
	10	October	3	0.02%	4.92%
	11	November	5	0.03%	8.2%
	12	December	7	0.04%	11.48%
		Total	61	0.39%	100%
Missing	.	missing	3	0.02%	
	97	legitimate skip	15632	99.56%	
	98	don't know	5	0.03%	
		Total	15,640	99.61%	

Valid	Invalid	Minimum	Maximum
61	15640	1	12

 H4HR11YI - S8Q11YI YEAR MOVED STATE LISTED 9-W4

Type	Code
Measurement Unit	numeric
H4HR11YI	11YI. 9th State: In what (month and) year did you move to {STATE}?

	Frequency	% of total	% of valid
--	-----------	------------	------------

Valid	1975	1975	1	0.01%	1.54%
	1978	1978	1	0.01%	1.54%
	1979	1979	2	0.01%	3.08%
	1983	1983	2	0.01%	3.08%
	1990	1990	1	0.01%	1.54%
	1992	1992	1	0.01%	1.54%
	1994	1994	2	0.01%	3.08%
	1995	1995	1	0.01%	1.54%
	1996	1996	7	0.04%	10.77%
	1997	1997	5	0.03%	7.69%
	1998	1998	5	0.03%	7.69%
	1999	1999	6	0.04%	9.23%
	2000	2000	9	0.06%	13.85%
	2001	2001	9	0.06%	13.85%
	2002	2002	5	0.03%	7.69%
	2003	2003	4	0.03%	6.15%
	2004	2004	4	0.03%	6.15%
	Total	65	0.41%	100%	
Missing	.	missing	3	0.02%	
	9997	legitimate skip	15632	99.56%	
	9998	don't know	1	0.01%	
	Total	15,636	99.59%		

Valid	Invalid	Minimum	Maximum
65	15636	1975	2004

 H4HR11MJ - S8Q11MJ MONTH MOVED STATE LISTED 10-W4

Type	Code
Measurement Unit	numeric
H4HR11MJ	11MJ. 10th State: In what month (and year) did you move to {STATE}?

			Frequency	% of total	% of valid
Valid	1	January	5	0.03%	16.13%
	2	February	2	0.01%	6.45%
	3	March	3	0.02%	9.68%
	5	May	2	0.01%	6.45%
	6	June	4	0.03%	12.9%
	7	July	1	0.01%	3.23%
	8	August	3	0.02%	9.68%
	9	September	4	0.03%	12.9%
	10	October	1	0.01%	3.23%
	11	November	2	0.01%	6.45%
	12	December	4	0.03%	12.9%

		Total	31	0.2%	100%
Missing	.	missing	3	0.02%	
	97	legitimate skip	15663	99.76%	
	98	don't know	4	0.03%	
		Total	15,670	99.8%	

Valid	Invalid	Minimum	Maximum
31	15670	1	12



Type	Code
Measurement Unit	numeric
H4HR11YJ	11YJ. 10th State: In what (month and) year did you move to {STATE}?

			Frequency	% of total	% of valid
Valid	1977	1977	1	0.01%	2.94%
	1978	1978	1	0.01%	2.94%
	1980	1980	2	0.01%	5.88%
	1981	1981	1	0.01%	2.94%
	1982	1982	1	0.01%	2.94%
	1991	1991	1	0.01%	2.94%
	1996	1996	3	0.02%	8.82%
	1997	1997	1	0.01%	2.94%
	1998	1998	5	0.03%	14.71%
	1999	1999	2	0.01%	5.88%
	2000	2000	5	0.03%	14.71%
	2001	2001	5	0.03%	14.71%
	2002	2002	1	0.01%	2.94%
	2003	2003	2	0.01%	5.88%
	2004	2004	3	0.02%	8.82%
			Total	34	0.22%
Missing	.	missing	3	0.02%	
	9997	legitimate skip	15663	99.76%	
	9998	don't know	1	0.01%	
		Total	15,667	99.78%	

Valid	Invalid	Minimum	Maximum
34	15667	1977	2004



Type	Code
Measurement Unit	numeric

H4HR11MK	11MK. 11th State: In what month (and year) did you move to {STATE}?
----------	---

			Frequency	% of total	% of valid
Valid	1	January	4	0.03%	26.67%
	3	March	1	0.01%	6.67%
	6	June	1	0.01%	6.67%
	7	July	1	0.01%	6.67%
	8	August	3	0.02%	20%
	9	September	1	0.01%	6.67%
	10	October	1	0.01%	6.67%
	11	November	2	0.01%	13.33%
	12	December	1	0.01%	6.67%
		Total	15	0.1%	100%
Missing	.	missing	3	0.02%	
	97	legitimate skip	15681	99.87%	
	98	don't know	2	0.01%	
	Total	15,686	99.9%		

Valid	Invalid	Minimum	Maximum
15	15686	1	12

 H4HR11YK - S8Q11YK YEAR MOVED STATE LISTED 11-W4

Type	Code
Measurement Unit	numeric
H4HR11YK	11YK. 11th State: In what (month and) year did you move to {STATE}?

			Frequency	% of total	% of valid
Valid	1977	1977	1	0.01%	6.25%
	1979	1979	2	0.01%	12.5%
	1993	1993	1	0.01%	6.25%
	1994	1994	1	0.01%	6.25%
	1995	1995	1	0.01%	6.25%
	1996	1996	2	0.01%	12.5%
	1997	1997	1	0.01%	6.25%
	1999	1999	2	0.01%	12.5%
	2000	2000	1	0.01%	6.25%
	2001	2001	2	0.01%	12.5%
	2003	2003	1	0.01%	6.25%
	2004	2004	1	0.01%	6.25%
		Total	16	0.1%	100%

Missing	.	missing	3	0.02%	
	9997	legitimate skip	15681	99.87%	
	9998	don't know	1	0.01%	
		Total	15,685	99.9%	

Valid	Invalid	Minimum	Maximum
16	15685	1977	2004

 H4HR11ML - S8Q11ML MONTH MOVED STATE LISTED 12-W4

Type	Code
Measurement Unit	numeric
H4HR11ML	11ML. 12th State: In what month (and year) did you move to {STATE}?

			Frequency	% of total	% of valid
Valid	2	February	1	0.01%	16.67%
	4	April	1	0.01%	16.67%
	6	June	1	0.01%	16.67%
	8	August	1	0.01%	16.67%
	9	September	1	0.01%	16.67%
	12	December	1	0.01%	16.67%
		Total	6	0.04%	100%
Missing	.	missing	3	0.02%	
	97	legitimate skip	15690	99.93%	
	98	don't know	2	0.01%	
		Total	15,695	99.96%	

Valid	Invalid	Minimum	Maximum
6	15695	2	12

 H4HR11YL - S8Q11YL YEAR MOVED STATE LISTED 12-W4

Type	Code
Measurement Unit	numeric
H4HR11YL	11YL. 12th State: In what (month and) year did you move to {STATE}?

			Frequency	% of total	% of valid
Valid	1978	1978	1	0.01%	14.29%
	1995	1995	1	0.01%	14.29%
	1997	1997	1	0.01%	14.29%
	1999	1999	1	0.01%	14.29%
	2000	2000	1	0.01%	14.29%
	2001	2001	1	0.01%	14.29%
	2003	2003	1	0.01%	14.29%

		Total	7	0.04%	100%
Missing	.	missing	3	0.02%	
	9997	legitimate skip	15690	99.93%	
	9998	don't know	1	0.01%	
		Total	15,694	99.96%	

Valid	Invalid	Minimum	Maximum
7	15694	1978	2003

 H4HR11MM - S8Q11MM MONTH MOVED STATE LISTED 13-W4

Type	Code
Measurement Unit	numeric
H4HR11MM	11MM. 13th State: In what month (and year) did you move to {STATE}?

			Frequency	% of total	% of valid
Valid	1	January	1	0.01%	25%
	3	March	1	0.01%	25%
	4	April	1	0.01%	25%
	10	October	1	0.01%	25%
		Total	4	0.03%	100%
Missing	.	missing	3	0.02%	
	97	legitimate skip	15693	99.95%	
	98	don't know	1	0.01%	
		Total	15,697	99.97%	

Valid	Invalid	Minimum	Maximum
4	15697	1	10

 H4HR11YM - S8Q11YM YEAR MOVED STATE LISTED 13-W4

Type	Code
Measurement Unit	numeric
H4HR11YM	11YM. 13th State: In what (month and) year did you move to {STATE}?

			Frequency	% of total	% of valid
Valid	1996	1996	1	0.01%	20%
	1997	1997	1	0.01%	20%
	2000	2000	1	0.01%	20%
	2001	2001	1	0.01%	20%
	2002	2002	1	0.01%	20%
		Total	5	0.03%	100%
Missing	.	don't know	3	0.02%	
	9997	legitimate skip	15693	99.95%	

		Total	15,696	99.97%	
--	--	-------	--------	--------	--

Valid	Invalid	Minimum	Maximum
5	15696	1996	2002

#### H4HR11MN - S8Q11MN MONTH MOVED STATE LISTED 14-W4

Type	Code
Measurement Unit	numeric
H4HR11MN	11MN. 14th State: In what month (and year) did you move to {STATE}?

			Frequency	% of total	% of valid
Valid	9	September	1	0.01%	100%
		Total	1	0.01%	100%
Missing	.	missing	3	0.02%	
	97	legitimate skip	15696	99.97%	
	98	don't know	1	0.01%	
		Total	15,700	99.99%	

Valid	Invalid	Minimum	Maximum
1	15700	9	9

#### H4HR11YN - S8Q11YN YEAR MOVED STATE LISTED 14-W4

Type	Code
Measurement Unit	numeric
H4HR11YN	11YN. 14th State: In what (month and) year did you move to {STATE}?

			Frequency	% of total	% of valid
Valid	1999	1999	1	0.01%	50%
	2001	2001	1	0.01%	50%
		Total	2	0.01%	100%
Missing	.	missing	3	0.02%	
	9997	legitimate skip	15696	99.97%	
		Total	15,699	99.99%	

Valid	Invalid	Minimum	Maximum
2	15699	1999	2001

#### H4HR11MO - S8Q11MO MONTH MOVED STATE LISTED 15-W4

Type	Code
Measurement Unit	numeric
H4HR11MO	11MO. 15th State: In what month (and year) did you move to {STATE}?

			Frequency	% of total	% of valid
Valid	3	March	1	0.01%	100%
		Total	1	0.01%	100%
Missing	.	missing	3	0.02%	
	97	legitimate skip	15696	99.97%	
	98	don't know	1	0.01%	
		Total	15,700	99.99%	

Valid	Invalid	Minimum	Maximum
1	15700	3	3

 H4HR11YO - S8Q11YO YEAR MOVED STATE LISTED 15-W4

Type	Code
Measurement Unit	numeric
H4HR11YO	11YO. 15th State: In what (month and) year did you move to {STATE}?

			Frequency	% of total	% of valid
Valid	1980	1980	1	0.01%	50%
	1996	1996	1	0.01%	50%
		Total	2	0.01%	100%
Missing	.	missing	3	0.02%	
	9997	legitimate skip	15696	99.97%	
		Total	15,699	99.99%	

Valid	Invalid	Minimum	Maximum
2	15699	1980	1996

 H4ED1 - S9Q1 HIGH SCHOOL GRADUATION STATUS-W4

Type	Code
Measurement Unit	numeric
H4ED1	1. What is your high school graduation status?

			Frequency	% of total	% of valid
Valid	1	finished high school with diploma	13313	84.79%	84.82%
	2	earned a high school equivalency degree (GED)	1290	8.22%	8.22%
	3	earned a certificate of attendance or a certificate of completion	72	0.46%	0.46%
	4	did not receive a high school diploma, equivalency degree (GED), or other certificate	1021	6.5%	6.5%



		Total	15,696	99.97%	100%
Missing	6	refused	3	0.02%	
	8	don't know	2	0.01%	
		Total	5	0.03%	

Valid	Invalid	Minimum	Maximum
15696	5	1	4

#### H4ED2 - S9Q2 HIGHEST EDU LVL ACHIEVED TO DATE-W4

Type	Code
Measurement Unit	numeric
H4ED2	2. What is the highest level of education that you have achieved to date?

			Frequency	% of total	% of valid
Valid	1	8th grade or less	61	0.39%	0.39%
	2	some high school	1191	7.59%	7.59%
	3	high school graduate	2565	16.34%	16.34%
	4	some vocational/technical training (after high school)	559	3.56%	3.56%
	5	completed vocational/technical training (after high school)	990	6.31%	6.31%
	6	some college	5378	34.25%	34.26%
	7	completed college (bachelor's degree)	3044	19.39%	19.39%
	8	some graduate school	578	3.68%	3.68%
	9	completed a master's degree	778	4.96%	4.96%
	10	some graduate training beyond a master's degree	144	0.92%	0.92%
	11	completed a doctoral degree	114	0.73%	0.73%
	12	some post baccalaureate professional education (e.g., law school, med school, nurse)	110	0.7%	0.7%
	13	completed post baccalaureate professional education (e.g., law school, med school, nurse)	185	1.18%	1.18%
		Total	15,697	99.97%	100%
Missing	96	refused	2	0.01%	
	98	don't know	2	0.01%	
		Total	4	0.03%	

Valid	Invalid	Minimum	Maximum
15697	4	1	13

 H4ED3A - S9Q3 MOST RECENT DEGREE/CERTIF-W4

Type	Code
Measurement Unit	numeric
H4ED3A	3A. Please list all degrees or certificates you have received from a college, university, or vocational/technical school. Do not include certificates you received from programs that lasted less than one year. What is the most recent degree you have received?

			Frequency	% of total	% of valid
Valid	1	have not received a degree or certificate	3686	23.48%	32.56%
	2	certificate or degree from a 1-, 2-, or 3-year vocational/technical program (after high school and not including associate's degree)	1423	9.06%	12.57%
	3	associate's degree	1469	9.36%	12.98%
	4	bachelor's degree	3528	22.47%	31.17%
	5	certificate from a 1- or 2-year post baccalaureate academic program	105	0.67%	0.93%
	6	master's degree	846	5.39%	7.47%
	7	PhD degree or equivalent (EDD, DrPH, etc.)	41	0.26%	0.36%
	8	professional doctorate (MD, JD, LLB, DDS, etc.)	221	1.41%	1.95%
		Total	11,319	72.09%	100%
Missing	96	refused	3	0.02%	
	97	legitimate skip	4376	27.87%	
	98	don't know	3	0.02%	
		Total	4,382	27.91%	

Valid	Invalid	Minimum	Maximum
11319	4382	1	8

 H4ED3B - S9Q3 2ND MOST RECENT DEGREE/CERTIF-W4

Type	Code
Measurement Unit	numeric
H4ED3B	3B. Please list all degrees or certificates you have received from a college, university, or vocational/technical school. Do not include certificates you received from programs that lasted less than one year. What is the second most recent degree you have received?

			Frequency	% of total	% of valid
Valid	2	certificate or degree from a 1-, 2-, or 3-year vocational/technical program (after high school and not including associate's degree)	467	2.97%	22.62%
	3	associate's degree	435	2.77%	21.07%
	4	bachelor's degree	944	6.01%	45.71%
	5	certificate from a 1- or 2-year post baccalaureate academic program	75	0.48%	3.63%
	6	master's degree	122	0.78%	5.91%
	7	PhD degree or equivalent (EDD, DrPH, etc.)	5	0.03%	0.24%
	8	professional doctorate (MD, JD, LLB, DDS, etc.)	17	0.11%	0.82%
		Total	2,065	13.15%	100%
Missing	97	legitimate skip	13636	86.85%	
		Total	13,636	86.85%	

Valid	Invalid	Minimum	Maximum
2065	13636	2	8

 H4ED3C - S9Q3 3RD MOST RECENT DEGREE/CERTIF-W4

Type	Code
Measurement Unit	numeric
H4ED3C	3C. Please list all degrees or certificates you have received from a college, university, or vocational/technical school. Do not include certificates you received from programs that lasted less than one year. What is the third most recent degree you have received?

			Frequency	% of total	% of valid
--	--	--	-----------	------------	------------

Valid	2	certificate or degree from a 1-, 2-, or 3-year vocational/technical program (after high school and not including associate's degree)	83	0.53%	28.72%
	3	associate's degree	83	0.53%	28.72%
	4	bachelor's degree	86	0.55%	29.76%
	5	certificate from a 1- or 2-year post baccalaureate academic program	18	0.11%	6.23%
	6	master's degree	14	0.09%	4.84%
	7	PhD degree or equivalent (EDD, DrPH, etc.)	2	0.01%	0.69%
	8	professional doctorate (MD, JD, LLB, DDS, etc.)	3	0.02%	1.04%
		Total	289	1.84%	100%
Missing	97	legitimate skip	15411	98.15%	
	98	don't know	1	0.01%	
		Total	15,412	98.16%	

Valid	Invalid	Minimum	Maximum
289	15412	2	8



Type	Code
Measurement Unit	numeric
H4ED3D	3D. Please list all degrees or certificates you have received from a college, university, or vocational/technical school. Do not include certificates you received from programs that lasted less than one year. What is the fourth most recent degree you have received?

			Frequency	% of total	% of valid
Valid	2	certificate or degree from a 1-, 2-, or 3-year vocational/technical program (after high school and not including associate's degree)	17	0.11%	54.84%
	3	associate's degree	6	0.04%	19.35%
	4	bachelor's degree	5	0.03%	16.13%
	5	certificate from a 1- or 2-year post baccalaureate academic program	1	0.01%	3.23%
	6	master's degree	2	0.01%	6.45%

		Total	31	0.2%	100%
Missing	7	legitimate skip	15670	99.8%	
		Total	15,670	99.8%	

Valid	Invalid	Minimum	Maximum
31	15670	2	6

#### H4ED3E - S9Q3 5TH MOST RECENT DEGREE/CERTIF-W4

Type	Code
Measurement Unit	numeric
H4ED3E	3E. Please list all degrees or certificates you have received from a college, university, or vocational/technical school. Do not include certificates you received from programs that lasted less than one year. What is the fifth most recent degree you have received?

			Frequency	% of total	% of valid
Valid	2	certificate or degree from a 1-, 2-, or 3-year vocational/technical program (after high school and not including associate's degree)	5	0.03%	71.43%
	3	associate's degree	2	0.01%	28.57%
		Total	7	0.04%	100%
Missing	7	legitimate skip	15694	99.96%	
		Total	15,694	99.96%	

Valid	Invalid	Minimum	Maximum
7	15694	2	3

#### H4ED3F - S9Q3 6TH MOST RECENT DEGREE/CERTIF-W4

Type	Code
Measurement Unit	numeric
H4ED3F	3F. Please list all degrees or certificates you have received from a college, university, or vocational/technical school. Do not include certificates you received from programs that lasted less than one year. What is the sixth most recent degree you have received?

			Frequency	% of total	% of valid
Valid	2	certificate or degree from a 1-, 2-, or 3-year vocational/technical program (after high school and not including associate's degree)	3	0.02%	100%

		Total	3	0.02%	100%
Missing	7	legitimate skip	15698	99.98%	
		Total	15,698	99.98%	

Valid	Invalid	Minimum	Maximum
3	15698	2	2

#### H4ED3G - S9Q3 7TH MOST RECENT DEGREE/CERTIF-W4

Type	Code
Measurement Unit	numeric
H4ED3G	3G. Please list all degrees or certificates you have received from a college, university, or vocational/technical school. Do not include certificates you received from programs that lasted less than one year. What is the seventh most recent degree you have received?

			Frequency	% of total	% of valid
Valid	2	certificate or degree from a 1-, 2-, or 3-year vocational/technical program (after high school and not including associate's degree)	2	0.01%	100%
		Total	2	0.01%	100%
Missing	7	legitimate skip	15699	99.99%	
		Total	15,699	99.99%	

Valid	Invalid	Minimum	Maximum
2	15699	2	2

#### H4ED3H - S9Q3 8TH MOST RECENT DEGREE/CERTIF-W4

Type	Code
Measurement Unit	numeric
H4ED3H	3H. Please list all degrees or certificates you have received from a college, university, or vocational/technical school. Do not include certificates you received from programs that lasted less than one year. What is the eighth most recent degree you have received?

			Frequency	% of total	% of valid
Valid	2	certificate or degree from a 1-, 2-, or 3-year vocational/technical program (after high school and not including associate's degree)	1	0.01%	100%

		Total	1	0.01%	100%
Missing	7	legitimate skip	15700	99.99%	
		Total	15,700	99.99%	

Valid	Invalid	Minimum	Maximum
1	15700	2	2

#### 

Type	Code
Measurement Unit	numeric
H4ED4A	4A. In what year did you receive your most recent degree/certificate?

			Frequency	% of total	% of valid
Valid	1994	1994	4	0.03%	0.05%
	1995	1995	13	0.08%	0.17%
	1996	1996	44	0.28%	0.58%
	1997	1997	106	0.68%	1.39%
	1998	1998	196	1.25%	2.57%
	1999	1999	408	2.6%	5.35%
	2000	2000	693	4.41%	9.08%
	2001	2001	863	5.5%	11.31%
	2002	2002	912	5.81%	11.96%
	2003	2003	974	6.2%	12.77%
	2004	2004	934	5.95%	12.24%
	2005	2005	818	5.21%	10.72%
	2006	2006	699	4.45%	9.16%
	2007	2007	643	4.1%	8.43%
	2008	2008	321	2.04%	4.21%
	Total	7,628	48.58%	100%	
Missing	9997	legitimate skip	8068	51.39%	
	9998	don't know	5	0.03%	
		Total	8,073	51.42%	

Valid	Invalid	Minimum	Maximum
7628	8073	1994	2008

#### 

Type	Code
Measurement Unit	numeric
H4ED4B	4B. In what year did you receive your next most recent degree/certificate?

			Frequency	% of total	% of valid
--	--	--	-----------	------------	------------

Valid	1994	1994	1	0.01%	0.05%
	1995	1995	3	0.02%	0.15%
	1996	1996	6	0.04%	0.29%
	1997	1997	33	0.21%	1.6%
	1998	1998	67	0.43%	3.25%
	1999	1999	177	1.13%	8.58%
	2000	2000	246	1.57%	11.92%
	2001	2001	301	1.92%	14.58%
	2002	2002	290	1.85%	14.05%
	2003	2003	264	1.68%	12.79%
	2004	2004	226	1.44%	10.95%
	2005	2005	150	0.96%	7.27%
	2006	2006	117	0.75%	5.67%
	2007	2007	128	0.82%	6.2%
	2008	2008	55	0.35%	2.66%
		Total	2,064	13.15%	100%
Missing	9997	legitimate skip	13636	86.85%	
	9998	don't know	1	0.01%	
		Total	13,637	86.85%	

Valid	Invalid	Minimum	Maximum
2064	13637	1994	2008

 H4ED4C - S9Q4 YR RECVD 3RD MOST RECENT DEGREE-W4


Type	Code
Measurement Unit	numeric
H4ED4C	4C. In what year did you receive your next most recent degree/certificate?

			Frequency	% of total	% of valid
Valid	1996	1996	2	0.01%	0.69%
	1997	1997	9	0.06%	3.13%
	1998	1998	14	0.09%	4.86%
	1999	1999	32	0.2%	11.11%
	2000	2000	40	0.25%	13.89%
	2001	2001	42	0.27%	14.58%
	2002	2002	38	0.24%	13.19%
	2003	2003	24	0.15%	8.33%
	2004	2004	24	0.15%	8.33%
	2005	2005	20	0.13%	6.94%
	2006	2006	18	0.11%	6.25%
	2007	2007	17	0.11%	5.9%
	2008	2008	8	0.05%	2.78%



		Total	288	1.83%	100%
Missing	9996	refused	1	0.01%	
	9997	legitimate skip	15412	98.16%	
		Total	15,413	98.17%	

Valid	Invalid	Minimum	Maximum
288	15413	1996	2008

 H4ED4D - S9Q4 YR RECVD 4TH MOST RECENT DEGREE-W4

Type	Code
Measurement Unit	numeric
H4ED4D	4D. In what year did you receive your next most recent degree/certificate?

			Frequency	% of total	% of valid
Valid	1997	1997	1	0.01%	3.23%
	1998	1998	3	0.02%	9.68%
	1999	1999	2	0.01%	6.45%
	2000	2000	4	0.03%	12.9%
	2001	2001	2	0.01%	6.45%
	2002	2002	3	0.02%	9.68%
	2003	2003	5	0.03%	16.13%
	2004	2004	1	0.01%	3.23%
	2005	2005	2	0.01%	6.45%
	2006	2006	4	0.03%	12.9%
	2007	2007	2	0.01%	6.45%
	2008	2008	2	0.01%	6.45%
		Total	31	0.2%	100%
Missing	9997	legitimate skip	15670	99.8%	
		Total	15,670	99.8%	

Valid	Invalid	Minimum	Maximum
31	15670	1997	2008

 H4ED4E - S9Q4 YR RECVD 5TH MOST RECENT DEGREE-W4

Type	Code
Measurement Unit	numeric
H4ED4E	4E. In what year did you receive your next most recent degree/certificate?

			Frequency	% of total	% of valid
--	--	--	-----------	------------	------------

Valid	1999	1999	1	0.01%	14.29%
	2000	2000	1	0.01%	14.29%
	2001	2001	1	0.01%	14.29%
	2003	2003	3	0.02%	42.86%
	2008	2008	1	0.01%	14.29%
		Total	7	0.04%	100%
Missing	9997	legitimate skip	15694	99.96%	
		Total	15,694	99.96%	

Valid	Invalid	Minimum	Maximum
7	15694	1999	2008

#### H4ED4F - S9Q4 YR RECVD 6TH MOST RECENT DEGREE-W4

Type	Code
Measurement Unit	numeric
H4ED4F	4F. In what year did you receive your next most recent degree/certificate?

			Frequency	% of total	% of valid
Valid	1999	1999	1	0.01%	33.33%
	2001	2001	1	0.01%	33.33%
	2003	2003	1	0.01%	33.33%
		Total	3	0.02%	100%
Missing	9997	legitimate skip	15698	99.98%	
		Total	15,698	99.98%	

Valid	Invalid	Minimum	Maximum
3	15698	1999	2003

#### H4ED4G - S9Q4 YR RECVD 7TH MOST RECENT DEGREE-W4

Type	Code
Measurement Unit	numeric
H4ED4G	4G. In what year did you receive your next most recent degree/certificate?

			Frequency	% of total	% of valid
Valid	1998	1998	1	0.01%	50%
	2007	2007	1	0.01%	50%
		Total	2	0.01%	100%
Missing	9997	legitimate skip	15699	99.99%	
		Total	15,699	99.99%	

Valid	Invalid	Minimum	Maximum
2	15699	1998	2007

 H4ED4H - S9Q4 YR RECVD 8TH MOST RECENT DEGREE-W4

Type	Code
Measurement Unit	numeric
H4ED4H	4H. In what year did you receive your next most recent degree/certificate?

			Frequency	% of total	% of valid
Valid	1997	1997	1	0.01%	100%
		Total	1	0.01%	100%
Missing	9997	legitimate skip	15700	99.99%	
		Total	15,700	99.99%	

Valid	Invalid	Minimum	Maximum
1	15700	1997	1997

 H4ED5A - S9Q5 RECEIVED ANY OTHER DEGREES/CERT-W4

Type	Code
Measurement Unit	numeric
H4ED5A	5A. Have you received any other degrees or certificates from a college, university, or vocational/technical school?

			Frequency	% of total	% of valid
Valid	0	no	5568	35.46%	72.95%
	1	yes	2065	13.15%	27.05%
		Total	7,633	48.61%	100%
Missing	7	legitimate skip	8068	51.39%	
		Total	8,068	51.39%	

Valid	Invalid	Minimum	Maximum
7633	8068	0	1

 H4ED5B - S9Q5 RECEIVED ANY OTHER DEGREES/CERT-W4

Type	Code
Measurement Unit	numeric
H4ED5B	5B. Have you received any other degrees or certificates from a college, university, or vocational/technical school?

			Frequency	% of total	% of valid
Valid	0	no	1775	11.31%	85.96%
	1	yes	290	1.85%	14.04%
		Total	2,065	13.15%	100%
Missing	7	legitimate skip	13636	86.85%	

		Total	13,636	86.85%	
--	--	-------	--------	--------	--

Valid	Invalid	Minimum	Maximum
2065	13636	0	1

#### H4ED5C - S9Q5 RECEIVED ANY OTHER DEGREES/CERT-W4

Type	Code
Measurement Unit	numeric
H4ED5C	5C. Have you received any other degrees or certificates from a college, university, or vocational/technical school?

			Frequency	% of total	% of valid
Valid	0	no	258	1.64%	89.27%
	1	yes	31	0.2%	10.73%
Total			289	1.84%	100%
Missing	7	legitimate skip	15412	98.16%	
	Total		15,412	98.16%	

Valid	Invalid	Minimum	Maximum
289	15412	0	1

#### H4ED5D - S9Q5 RECEIVED ANY OTHER DEGREES/CERT-W4

Type	Code
Measurement Unit	numeric
H4ED5D	5D. Have you received any other degrees or certificates from a college, university, or vocational/technical school?

			Frequency	% of total	% of valid
Valid	0	no	24	0.15%	77.42%
	1	yes	7	0.04%	22.58%
Total			31	0.2%	100%
Missing	7	legitimate skip	15670	99.8%	
	Total		15,670	99.8%	

Valid	Invalid	Minimum	Maximum
31	15670	0	1

#### H4ED5E - S9Q5 RECEIVED ANY OTHER DEGREES/CERT-W4

Type	Code
Measurement Unit	numeric
H4ED5E	5E. Have you received any other degrees or certificates from a college, university, or vocational/technical school?

			Frequency	% of total	% of valid
Valid	0	no	4	0.03%	57.14%
	1	yes	3	0.02%	42.86%
		Total	7	0.04%	100%
Missing	7	legitimate skip	15694	99.96%	
	Total		15,694	99.96%	

Valid	Invalid	Minimum	Maximum
7	15694	0	1

#### H4ED5F - S9Q5 RECEIVED ANY OTHER DEGREES/CERT-W4

Type	Code
Measurement Unit	numeric
H4ED5F	5F. Have you received any other degrees or certificates from a college, university, or vocational/technical school?

			Frequency	% of total	% of valid
Valid	0	no	1	0.01%	33.33%
	1	yes	2	0.01%	66.67%
		Total	3	0.02%	100%
Missing	7	legitimate skip	15698	99.98%	
	Total		15,698	99.98%	

Valid	Invalid	Minimum	Maximum
3	15698	0	1

#### H4ED5G - S9Q5 RECEIVED ANY OTHER DEGREES/CERT-W4

Type	Code
Measurement Unit	numeric
H4ED5G	5G. Have you received any other degrees or certificates from a college, university, or vocational/technical school?

			Frequency	% of total	% of valid
Valid	0	no	1	0.01%	50%
	1	yes	1	0.01%	50%
		Total	2	0.01%	100%
Missing	7	legitimate skip	15699	99.99%	
	Total		15,699	99.99%	

Valid	Invalid	Minimum	Maximum
2	15699	0	1

 H4ED5H - S9Q5 RECEIVED ANY OTHER DEGREES/CERT-W4

Type	Code
Measurement Unit	numeric
H4ED5H	5H. Have you received any other degrees or certificates from a college, university, or vocational/technical school?

			Frequency	% of total	% of valid
Valid	0	no	1	0.01%	100%
	Total		1	0.01%	100%
Missing	7	legitimate skip	15700	99.99%	
	Total		15,700	99.99%	

Valid	Invalid	Minimum	Maximum
1	15700	0	0

 H4ED6 - S9Q6 CURR/ATTENDING COL/UNIV/VOC SCHL-W4

Type	Code
Measurement Unit	numeric
H4ED6	6. Are you currently attending a college, university, or vocational/technical school where you take courses for academic credit? If you are enrolled but on school break or vacation, count this as attending.

			Frequency	% of total	% of valid
Valid	0	no	13056	83.15%	83.18%
	1	yes	2641	16.82%	16.82%
	Total		15,697	99.97%	100%
Missing	6	refused	2	0.01%	
	8	don't know	2	0.01%	
	Total		4	0.03%	

Valid	Invalid	Minimum	Maximum
15697	4	0	1

 H4ED7 - S9Q7 RELATIVE PROV FINAN ASST LAST YR-W4

Type	Code
Measurement Unit	numeric
H4ED7	7. In the past 12 months, have any relatives, including your parents or in-laws, helped you out by paying some of your educational expenses, such as tuition or books?

			Frequency	% of total	% of valid
--	--	--	-----------	------------	------------

Valid	0	no	14579	92.85%	92.88%
	1	yes	959	6.11%	6.11%
	5	not asked on pretest	159	1.01%	1.01%
		Total	15,697	99.97%	100%
Missing	6	refused	3	0.02%	
	8	don't know	1	0.01%	
		Total	4	0.03%	

Valid	Invalid	Minimum	Maximum
15697	4	0	5

#### H4ED8 - S9Q8 ACHIEVED DESIRED EDUCATION LEVEL-W4

Type	Code
Measurement Unit	numeric
H4ED8	8. Which of the following best describes your desired level of education?

			Frequency	% of total	% of valid
Valid	1	I have achieved my desired level of education	3612	23%	23.06%
	2	I have not achieved my desired level of education but believe that I will	10615	67.61%	67.76%
	3	I have not achieved my desired level of education and do not believe that I will	1438	9.16%	9.18%
		Total	15,665	99.77%	100%
Missing	6	refused	5	0.03%	
	8	don't know	31	0.2%	
		Total	36	0.23%	

Valid	Invalid	Minimum	Maximum
15665	36	1	3

#### H4ED9 - S9Q9 HIGHEST EDUC LEVEL EVER EXPECTED-W4

Type	Code
Measurement Unit	numeric
H4ED9	9. What is the highest level of education you ever expect to complete?

	Frequency	% of total	% of valid
--	-----------	------------	------------

Valid	1	finish high school or earn GED or certificate	889	5.66%	7.42%
	2	vocational/technical school after high school--less than 2 years	565	3.6%	4.71%
	3	vocational/technical school after high school--2 or more years	569	3.62%	4.75%
	4	college program--less than 2 years	923	5.88%	7.7%
	5	associate's degree	1436	9.15%	11.98%
	6	bachelor's degree	3190	20.32%	26.61%
	7	master's degree or equivalent	3209	20.44%	26.77%
	8	PhD or equivalent (EDD, DrPH, etc.)	772	4.92%	6.44%
	9	professional doctorate--MD, JD, LLB, DDS, or equivalent	435	2.77%	3.63%
		Total	11,988	76.35%	100%
Missing	96	refused	11	0.07%	
	97	legitimate skip	3612	23%	
	98	don't know	90	0.57%	
		Total	3,713	23.65%	

Valid	Invalid	Minimum	Maximum
11988	3713	1	9

#### H4MI1 - S10Q1 EVER BEEN IN MILITARY-W4

Type	Code
Measurement Unit	numeric
H4MI1	1. Have you ever been in the military?

			Frequency	% of total	% of valid
Valid	0	no	14589	92.92%	92.92%
	1	yes	1112	7.08%	7.08%
		Total	15,701	100%	100%

Valid	Invalid	Minimum	Maximum
15701	0	0	1

#### H4MI2 - S10Q2 SERVICE IN/OUTSIDE THE US-W4

Type	Code
Measurement Unit	numeric
H4MI2	2. Was your military service in the US, outside the US, or both?

			Frequency	% of total	% of valid
--	--	--	-----------	------------	------------



Valid	1	service in the US	511	3.25%	45.95%
	2	service outside the US	23	0.15%	2.07%
	3	both	578	3.68%	51.98%
		Total	1,112	7.08%	100%
Missing	7	legitimate skip	14589	92.92%	
		Total	14,589	92.92%	

Valid	Invalid	Minimum	Maximum
1112	14589	1	3

#### H4MI3 - S10Q3 CURRENTLY SERVING IN MILITARY-W4

Type	Code
Measurement Unit	numeric
H4MI3	3. Are you currently serving in the military?

			Frequency	% of total	% of valid
Valid	0	no	761	4.85%	68.44%
	1	yes	351	2.24%	31.56%
		Total	1,112	7.08%	100%
Missing	7	legitimate skip	14589	92.92%	
		Total	14,589	92.92%	

Valid	Invalid	Minimum	Maximum
1112	14589	0	1

#### H4MI4A - S10Q4A SERVED BEFORE ARMY-W4

Type	Code
Measurement Unit	numeric
H4MI4A	4A. In which branches of the military have you served? You may select more than one answer. Army

			Frequency	% of total	% of valid
Valid	0	not selected	603	3.84%	54.28%
	1	selected	508	3.24%	45.72%
		Total	1,111	7.08%	100%
Missing	7	legitimate skip	14589	92.92%	
	8	don't know	1	0.01%	
		Total	14,590	92.92%	

Valid	Invalid	Minimum	Maximum
1111	14590	0	1

 H4MI4B - S10Q4B SERVED BEFORE AIR FORCE-W4

Type	Code
Measurement Unit	numeric
H4MI4B	4B. In which branches of the military have you served? You may select more than one answer. Air Force

			Frequency	% of total	% of valid
Valid	0	not selected	936	5.96%	84.25%
	1	selected	175	1.11%	15.75%
Total			1,111	7.08%	100%
Missing	7	legitimate skip	14589	92.92%	
	8	don't know	1	0.01%	
Total			14,590	92.92%	

Valid	Invalid	Minimum	Maximum
1111	14590	0	1

 H4MI4C - S10Q4C SERVED BEFORE MARINES-W4

Type	Code
Measurement Unit	numeric
H4MI4C	4C. In which branches of the military have you served? You may select more than one answer. Marine Corps

			Frequency	% of total	% of valid
Valid	0	not selected	932	5.94%	83.89%
	1	selected	179	1.14%	16.11%
Total			1,111	7.08%	100%
Missing	7	legitimate skip	14589	92.92%	
	8	don't know	1	0.01%	
Total			14,590	92.92%	

Valid	Invalid	Minimum	Maximum
1111	14590	0	1

 H4MI4D - S10Q4D SERVED BEFORE NAVY-W4

Type	Code
Measurement Unit	numeric
H4MI4D	4D. In which branches of the military have you served? You may select more than one answer. Navy

			Frequency	% of total	% of valid
--	--	--	-----------	------------	------------

Valid	0	not selected	862	5.49%	77.59%
	1	selected	249	1.59%	22.41%
		Total	1,111	7.08%	100%
Missing	7	legitimate skip	14589	92.92%	
	8	don't know	1	0.01%	
		Total	14,590	92.92%	

Valid	Invalid	Minimum	Maximum
1111	14590	0	1

#### H4MI4E - S10Q4E SERVED BEFORE COAST GUARD-W4

Type	Code
Measurement Unit	numeric
H4MI4E	4E. In which branches of the military have you served? You may select more than one answer. Coast Guard

			Frequency	% of total	% of valid
Valid	0	not selected	1091	6.95%	98.2%
	1	selected	20	0.13%	1.8%
		Total	1,111	7.08%	100%
Missing	7	legitimate skip	14589	92.92%	
	8	don't know	1	0.01%	
		Total	14,590	92.92%	

Valid	Invalid	Minimum	Maximum
1111	14590	0	1

#### H4MI5 - S10Q5 CURRENT BRANCH OF ARMED FORCES-W4

Type	Code
Measurement Unit	numeric
H4MI5	5. In which branch are you currently serving?

			Frequency	% of total	% of valid
Valid	1	Army	11	0.07%	68.75%
	2	Air Force	3	0.02%	18.75%
	4	Navy	2	0.01%	12.5%
		Total	16	0.1%	100%
Missing	7	legitimate skip	15685	99.9%	
		Total	15,685	99.9%	

Valid	Invalid	Minimum	Maximum
16	15685	1	4

 H4MI6A - S10Q6A COMPONENT SERVED ACTIVE DUTY-W4

Type	Code
Measurement Unit	numeric
H4MI6A	6A. In which components of the military have you served? You may select more than one answer. active duty

			Frequency	% of total	% of valid
Valid	0	not selected	175	1.11%	15.77%
	1	selected	935	5.96%	84.23%
Total			1,110	7.07%	100%
Missing	7	legitimate skip	14589	92.92%	
	8	don't know	2	0.01%	
Total			14,591	92.93%	

Valid	Invalid	Minimum	Maximum
1110	14591	0	1

 H4MI6B - S10Q6B COMPONENT SERVED RESERVES-W4

Type	Code
Measurement Unit	numeric
H4MI6B	6B. In which components of the military have you served? You may select more than one answer. reserves

			Frequency	% of total	% of valid
Valid	0	not selected	899	5.73%	80.99%
	1	selected	211	1.34%	19.01%
Total			1,110	7.07%	100%
Missing	7	legitimate skip	14589	92.92%	
	8	don't know	2	0.01%	
Total			14,591	92.93%	

Valid	Invalid	Minimum	Maximum
1110	14591	0	1

 H4MI6C - S10Q6C COMPONENT SERVED NATL GUARD-W4

Type	Code
Measurement Unit	numeric
H4MI6C	6C. In which components of the military have you served? You may select more than one answer. national guard

			Frequency	% of total	% of valid
--	--	--	-----------	------------	------------

Valid	0	not selected	961	6.12%	86.58%
	1	selected	149	0.95%	13.42%
		Total	1,110	7.07%	100%
Missing	7	legitimate skip	14589	92.92%	
	8	don't know	2	0.01%	
		Total	14,591	92.93%	

Valid	Invalid	Minimum	Maximum
1110	14591	0	1

#### H4MI7 - S10Q7 COMPONENT CURRENTLY SERVING-W4

Type	Code
Measurement Unit	numeric
H4MI7	7. In which component are you currently serving?

			Frequency	% of total	% of valid
Valid	1	active duty	27	0.17%	31.4%
	2	reserves	36	0.23%	41.86%
	3	National Guard	23	0.15%	26.74%
		Total	86	0.55%	100%
Missing	7	legitimate skip	15615	99.45%	
		Total	15,615	99.45%	

Valid	Invalid	Minimum	Maximum
86	15615	1	3

#### H4MI8M - S10Q8M MONTH START ACT/MILITARY DUTY-W4

Type	Code
Measurement Unit	numeric
H4MI8M	8M. In what month and year did your first military service begin? [Month]

	Frequency	% of total	% of valid
--	-----------	------------	------------

Valid	1	January	87	0.55%	7.92%
	2	February	79	0.5%	7.19%
	3	March	52	0.33%	4.73%
	4	April	55	0.35%	5%
	5	May	91	0.58%	8.28%
	6	June	145	0.92%	13.19%
	7	July	122	0.78%	11.1%
	8	August	127	0.81%	11.56%
	9	September	119	0.76%	10.83%
	10	October	97	0.62%	8.83%
	11	November	73	0.46%	6.64%
	12	December	52	0.33%	4.73%
		Total	1,099	7%	100%
Missing	96	refused	2	0.01%	
	97	legitimate skip	14589	92.92%	
	98	don't know	11	0.07%	
		Total	14,602	93%	

Valid	Invalid	Minimum	Maximum
1099	14602	1	12

 H4MI8Y - S10Q8Y YEAR START ACT/MILITARY DUTY-W4

Type	Code
Measurement Unit	numeric
H4MI8Y	8Y. In what month and year did your first military service begin? [Year]

			Frequency	% of total	% of valid
Valid	1993	1993	1	0.01%	0.09%
	1994	1994	13	0.08%	1.17%
	1995	1995	85	0.54%	7.67%
	1996	1996	150	0.96%	13.54%
	1997	1997	170	1.08%	15.34%
	1998	1998	144	0.92%	13%
	1999	1999	146	0.93%	13.18%
	2000	2000	137	0.87%	12.36%
	2001	2001	82	0.52%	7.4%
	2002	2002	60	0.38%	5.42%
	2003	2003	43	0.27%	3.88%
	2004	2004	34	0.22%	3.07%
	2005	2005	19	0.12%	1.71%
	2006	2006	13	0.08%	1.17%
	2007	2007	6	0.04%	0.54%
	2008	2008	5	0.03%	0.45%

		Total	1,108	7.06%	100%
Missing	9996	refused	2	0.01%	
	9997	legitimate skip	14589	92.92%	
	9998	don't know	2	0.01%	
		Total	14,593	92.94%	

Valid	Invalid	Minimum	Maximum
1108	14593	1993	2008

 H4MI9M - S10Q9M MONTH DISCHARGED ACT/MILITARY-W4

Type	Code
Measurement Unit	numeric
H4MI9M	9M. In what month and year did your most recent military service end? [Month]

			Frequency	% of total	% of valid
Valid	1	January	59	0.38%	7.93%
	2	February	60	0.38%	8.06%
	3	March	60	0.38%	8.06%
	4	April	52	0.33%	6.99%
	5	May	48	0.31%	6.45%
	6	June	74	0.47%	9.95%
	7	July	70	0.45%	9.41%
	8	August	74	0.47%	9.95%
	9	September	80	0.51%	10.75%
	10	October	68	0.43%	9.14%
	11	November	46	0.29%	6.18%
	12	December	53	0.34%	7.12%
		Total	744	4.74%	100%
Missing	96	refused	2	0.01%	
	97	legitimate skip	14940	95.15%	
	98	don't know	15	0.1%	
		Total	14,957	95.26%	

Valid	Invalid	Minimum	Maximum
744	14957	1	12

 H4MI9Y - S10Q9Y YEAR DISCHARGED ACT/MILITARY-W4

Type	Code
Measurement Unit	numeric
H4MI9Y	9Y. In what month and year did your most recent military service end? [Year]

			Frequency	% of total	% of valid
Valid	1994	1994	1	0.01%	0.13%
	1995	1995	3	0.02%	0.4%
	1996	1996	14	0.09%	1.85%
	1997	1997	23	0.15%	3.04%
	1998	1998	36	0.23%	4.76%
	1999	1999	70	0.45%	9.26%
	2000	2000	68	0.43%	8.99%
	2001	2001	89	0.57%	11.77%
	2002	2002	70	0.45%	9.26%
	2003	2003	80	0.51%	10.58%
	2004	2004	74	0.47%	9.79%
	2005	2005	80	0.51%	10.58%
	2006	2006	66	0.42%	8.73%
	2007	2007	65	0.41%	8.6%
	2008	2008	17	0.11%	2.25%
		Total	756	4.81%	100%
Missing	9996	refused	2	0.01%	
	9997	legitimate skip	14940	95.15%	
	9998	don't know	3	0.02%	
	Total	14,945	95.19%		

Valid	Invalid	Minimum	Maximum
756	14945	1994	2008

 H4MI10 - S10Q10 HIGHEST MILITARY RANK ACHIEVED-W4

Type	Code
Measurement Unit	numeric
H4MI10	10. What is the highest military rank you have achieved?

			Frequency	% of total	% of valid
--	--	--	-----------	------------	------------



Valid	1	E-1	61	0.39%	5.54%
	2	E-2	49	0.31%	4.45%
	3	E-3	139	0.89%	12.61%
	4	E-4	360	2.29%	32.67%
	5	E-5	293	1.87%	26.59%
	6	E-6	115	0.73%	10.44%
	7	E-7	11	0.07%	1%
	8	E-8	2	0.01%	0.18%
	11	O-1	13	0.08%	1.18%
	12	O-1E	3	0.02%	0.27%
	13	O-2	10	0.06%	0.91%
	14	O-2E	1	0.01%	0.09%
	15	O-3	38	0.24%	3.45%
	16	O-3E	4	0.03%	0.36%
	24	W-1	2	0.01%	0.18%
	25	W-2	1	0.01%	0.09%
			Total	1,102	7.02%
Missing	96	refused	1	0.01%	
	97	legitimate skip	14589	92.92%	
	98	don't know	9	0.06%	
		Total	14,599	92.98%	

Valid	Invalid	Minimum	Maximum
1102	14599	1	25

 H4MI11Y - S10Q11Y TOTAL ACTIVE DUTY TIME YEARS-W4

Type	Code
Measurement Unit	numeric
H4MI11Y	11Y. What is the total amount of time you (have) served on active duty? [years]

	Frequency	% of total	% of valid
--	-----------	------------	------------

Valid	0	0 years	97	0.62%	10.37%
	1	1 year	68	0.43%	7.27%
	2	2 years	90	0.57%	9.63%
	3	3 years	119	0.76%	12.73%
	4	4 years	210	1.34%	22.46%
	5	5 years	55	0.35%	5.88%
	6	6 years	80	0.51%	8.56%
	7	7 years	47	0.3%	5.03%
	8	8 years	57	0.36%	6.1%
	9	9 years	30	0.19%	3.21%
	10	10 years	43	0.27%	4.6%
	11	11 years	18	0.11%	1.93%
	12	12 years	17	0.11%	1.82%
	13	13 years	4	0.03%	0.43%
		Total	935	5.96%	100%
Missing	97	legitimate skip	14766	94.04%	
		Total	14,766	94.04%	

Valid	Invalid	Minimum	Maximum
935	14766	0	13

 H4MI11M - S10Q11M TOTAL ACTIVE DUTY TIME MONTHS-W4

Type	Code
Measurement Unit	numeric
H4MI11M	11M. What is the total amount of time you (have) served on active duty? [months]

			Frequency	% of total	% of valid
Valid	0	0 months	413	2.63%	44.17%
	1	1 month	39	0.25%	4.17%
	2	2 months	54	0.34%	5.78%
	3	3 months	44	0.28%	4.71%
	4	4 months	51	0.32%	5.45%
	5	5 months	29	0.18%	3.1%
	6	6 months	128	0.82%	13.69%
	7	7 months	29	0.18%	3.1%
	8	8 months	30	0.19%	3.21%
	9	9 months	44	0.28%	4.71%
	10	10 months	42	0.27%	4.49%
	11	11 months	32	0.2%	3.42%
		Total	935	5.96%	100%
Missing	97	legitimate skip	14766	94.04%	

		Total	14,766	94.04%	
--	--	-------	--------	--------	--

Valid	Invalid	Minimum	Maximum
935	14766	0	11

#### H4MI12Y - S10Q12Y TOTAL COMBAT TIME YEARS-W4

Type	Code
Measurement Unit	numeric
H4MI12Y	12Y. What is the total amount of time you (have) served in a combat zone? [years]

			Frequency	% of total	% of valid
Valid	0	0 years	676	4.31%	72.3%
	1	1 year	171	1.09%	18.29%
	2	2 years	53	0.34%	5.67%
	3	3 years	24	0.15%	2.57%
	4	4 years	4	0.03%	0.43%
	6	6 years	3	0.02%	0.32%
	7	7 years	1	0.01%	0.11%
	8	8 years	1	0.01%	0.11%
	12	12 years	1	0.01%	0.11%
	15	15 years	1	0.01%	0.11%
		Total	935	5.96%	100%
Missing	97	legitimate skip	14766	94.04%	
		Total	14,766	94.04%	

Valid	Invalid	Minimum	Maximum
935	14766	0	15

#### H4MI12M - S10Q12M TOTAL COMBAT TIME MONTHS-W4

Type	Code
Measurement Unit	numeric
H4MI12M	12M. What is the total amount of time you (have) served in a combat zone? [months]

			Frequency	% of total	% of valid
--	--	--	-----------	------------	------------

Valid	0	0 months	621	3.96%	66.42%
	1	1 month	29	0.18%	3.1%
	2	2 months	23	0.15%	2.46%
	3	3 months	37	0.24%	3.96%
	4	4 months	29	0.18%	3.1%
	5	5 months	11	0.07%	1.18%
	6	6 months	101	0.64%	10.8%
	7	7 months	20	0.13%	2.14%
	8	8 months	27	0.17%	2.89%
	9	9 months	15	0.1%	1.6%
	10	10 months	14	0.09%	1.5%
	11	11 months	8	0.05%	0.86%
		Total	935	5.96%	100%
Missing	97	legitimate skip	14766	94.04%	
		Total	14,766	94.04%	

Valid	Invalid	Minimum	Maximum
935	14766	0	11

#### H4MI13 - S10Q13 NUMBER OF COMBAT ENGAGEMENTS-W4

Type	Numeric (Double)
H4MI13	13. During your combat deployment, how many times did you engage the enemy in a firefight?

			Frequency	% of total	% of valid
Missing	995	not asked on pretest	4	0.03%	
	996	refused	4	0.03%	
	997	legitimate skip	15262	97.2%	
	998	don't know	5	0.03%	
		Total	15,275	97.29%	

Valid	Invalid	Minimum	Maximum	Mean	StdDev
426	15275	0	666	15.760563...	62.658431...

#### H4MI14 - S10Q14 KILLED SOMEONE DURING COMBAT-W4

Type	Code
Measurement Unit	numeric
H4MI14	14. During your combat deployment, did you ever kill or think you killed someone?

			Frequency	% of total	% of valid
Valid	0	no	272	1.73%	63.85%
	1	yes	154	0.98%	36.15%

		Total	426	2.71%	100%
Missing	6	refused	7	0.04%	
	7	legitimate skip	15262	97.2%	
	8	don't know	6	0.04%	
		Total	15,275	97.29%	

Valid	Invalid	Minimum	Maximum
426	15275	0	1

#### H4MI15 - S10Q15 WOUNDED/INJURED DURING COMBAT-W4

Type	Code
Measurement Unit	numeric
H4MI15	15. During your combat deployment, were you wounded or injured?

			Frequency	% of total	% of valid
Valid	0	no	385	2.45%	88.1%
	1	yes	52	0.33%	11.9%
		Total	437	2.78%	100%
Missing	6	refused	1	0.01%	
	7	legitimate skip	15262	97.2%	
	8	don't know	1	0.01%	
		Total	15,264	97.22%	

Valid	Invalid	Minimum	Maximum
437	15264	0	1

#### H4MI16A - S10Q16A SAW DEAD/WOUNDED ALLY-W4

Type	Code
Measurement Unit	numeric
H4MI16A	16A. During your deployment, did you see anyone wounded, killed, or dead? Select all that apply. Yes, coalition or ally

			Frequency	% of total	% of valid
Valid	0	not selected	215	1.37%	49.43%
	1	selected	220	1.4%	50.57%
		Total	435	2.77%	100%
Missing	6	refused	3	0.02%	
	7	legitimate skip	15262	97.2%	
	8	don't know	1	0.01%	
		Total	15,266	97.23%	

Valid	Invalid	Minimum	Maximum
-------	---------	---------	---------

435	15266	0	1
-----	-------	---	---

#### H4MI16B - S10Q16B SAW DEAD/WOUNDED ENEMY-W4

Type	Code
Measurement Unit	numeric
H4MI16B	16B. During your deployment, did you see anyone wounded, killed, or dead? Select all that apply. Yes, enemy

			Frequency	% of total	% of valid
Valid	0	not selected	277	1.76%	63.68%
	1	selected	158	1.01%	36.32%
	Total		435	2.77%	100%
Missing	6	refused	3	0.02%	
	7	legitimate skip	15262	97.2%	
	8	don't know	1	0.01%	
	Total		15,266	97.23%	

Valid	Invalid	Minimum	Maximum
435	15266	0	1

#### H4MI16C - S10Q16C SAW DEAD/WOUNDED CIVILIAN-W4

Type	Code
Measurement Unit	numeric
H4MI16C	16C. During your deployment, did you see anyone wounded, killed, or dead? Select all that apply. Yes, civilian

			Frequency	% of total	% of valid
Valid	0	not selected	310	1.97%	71.26%
	1	selected	125	0.8%	28.74%
	Total		435	2.77%	100%
Missing	6	refused	3	0.02%	
	7	legitimate skip	15262	97.2%	
	8	don't know	1	0.01%	
	Total		15,266	97.23%	

Valid	Invalid	Minimum	Maximum
435	15266	0	1

#### H4MI16D - S10Q16D SAW DEAD/WOUNDED NO-W4

Type	Code
Measurement Unit	numeric

H4MI16D	16D. During your deployment, did you see anyone wounded, killed, or dead? Select all that apply. No
---------	--

			Frequency	% of total	% of valid
Valid	0	not selected	284	1.81%	65.29%
	1	selected	151	0.96%	34.71%
Total			435	2.77%	100%
Missing	6	refused	3	0.02%	
	7	legitimate skip	15262	97.2%	
	8	don't know	1	0.01%	
Total			15,266	97.23%	

Valid	Invalid	Minimum	Maximum
435	15266	0	1

#### H4MI17 - S10Q17 WILL GIVE SOCIAL SECURITY NUM-W4

Type	Code
Measurement Unit	numeric
H4MI17	17. We would like to obtain information from your military service record, including information on your military education, dates and geographic locations of service, and participation in military battles and engagements. This information will help us learn more about pathways into the military and the effects of military service on family formation and health. We will not request your medical records. In order to obtain your service record we will need your Social Security number. Would you provide your Social Security number so we can request your military service record? (Your Social Security number will be treated as confidential and used only for the purpose of obtaining your military service record.) Would you provide your social security number?

			Frequency	% of total	% of valid
Valid	0	no	426	2.71%	38.98%
	1	yes	667	4.25%	61.02%
Total			1,093	6.96%	100%
Missing	5	not asked on pretest	15	0.1%	
	6	refused	4	0.03%	
	7	legitimate skip	14589	92.92%	
Total			14,608	93.04%	

Valid	Invalid	Minimum	Maximum
1093	14608	0	1

#### H4LM1 - S11Q1 WORK FOR PAY > 35HR/WK NOT STUD-W4

Type	Code
Measurement Unit	numeric
H4LM1	1. Have you ever worked full time at least 35 hours a week at a paying job while you were not primarily a student? Do not include summer work.

			Frequency	% of total	% of valid
Valid	0	no	858	5.46%	5.47%
	1	yes	14841	94.52%	94.53%
	Total		15,699	99.99%	100%
Missing	6	refused	2	0.01%	
	Total		2	0.01%	

Valid	Invalid	Minimum	Maximum
15699	2	0	1

#### H4LM2 - S11Q2 EVER WORK 9 WEEKS/MORE/10 HRS-W4

Type	Code
Measurement Unit	numeric
H4LM2	2. Have you ever worked for 9 weeks or more at a paying job that was at least 10 hours a week? Do not include military service.

			Frequency	% of total	% of valid
Valid	0	no	304	1.94%	35.43%
	1	yes	554	3.53%	64.57%
	Total		858	5.46%	100%
Missing	6	refused	2	0.01%	
	7	legitimate skip	14841	94.52%	
	Total		14,843	94.54%	

Valid	Invalid	Minimum	Maximum
858	14843	0	1

#### H4LM3 - S11Q3 TOT NO JOBS BETWEEN 2001/LST YR-W4

Type	Numeric (Double)
H4LM3	3. Thinking back over the period from 2001 to the previous year how many total jobs have you had? Include only paying jobs that lasted 9 weeks or more and were at least 10 hours a week.

			Frequency	% of total	% of valid
Missing	50	50 or more jobs	12	0.08%	
	96	refused	3	0.02%	
	97	legitimate skip	306	1.95%	
	98	don't know	9	0.06%	



		Total	330	2.1%	
--	--	-------	-----	------	--

Valid	Invalid	Minimum	Maximum	Mean	StdDev
15371	330	0	49	3.3636067...	2.6721387...

#### H4LM4 - S11Q4 NO TX FIRED BETWEEN 2001/LST YR-W4

Type	Numeric (Double)
H4LM4	4. Thinking back over the period from 2001 to the previous year, how many times have you been fired, let go or laid off from a job?

			Frequency	% of total	% of valid
Missing	50	50 or more times	6	0.04%	
	96	refused	1	0.01%	
	97	legitimate skip	511	3.25%	
	98	don't know	4	0.03%	
		Total	522	3.32%	

Valid	Invalid	Minimum	Maximum	Mean	StdDev
15179	522	0	45	0.5244746...	1.3368012...

#### H4LM5 - S11Q5 AGE STRT 1ST PAID FULL TIME JOB-W4

Type	Numeric (Double)
H4LM5	5. How old were you when you first began working full time (at least 35 hours a week) at a paying job while you were not primarily a student?

			Frequency	% of total	% of valid
Missing	97	legitimate skip	860	5.48%	
	98	don't know	29	0.18%	
		Total	889	5.66%	

Valid	Invalid	Minimum	Maximum	Mean	StdDev
14812	889	5	31	19.848231...	2.7272029...

#### H4LM6 - S11Q6 STILL WORK FIRST PAY JOB EVER-W4

Type	Code
Measurement Unit	numeric
H4LM6	6. Are you still at your first full-time job at least 10 hours per week?

			Frequency	% of total	% of valid
Valid	0	no	12275	78.18%	83.79%
	1	yes	2375	15.13%	16.21%
		Total	14,650	93.31%	100%

Missing	6	refused	1	0.01%	
	7	legitimate skip	1050	6.69%	
		Total	1,051	6.69%	

Valid	Invalid	Minimum	Maximum
14650	1051	0	1

#### H4LM7 - S11Q7 ANOTHER JOB SINCE 1ST > 10H/WK-W4

Type	Code
Measurement Unit	numeric
H4LM7	7. Since you left your first full-time job, have you had another paying job that was at least 10 hours per week? Do not include military service.

			Frequency	% of total	% of valid
Valid	0	no	650	4.14%	5.21%
	1	yes	11815	75.25%	94.79%
		Total	12,465	79.39%	100%
Missing	6	refused	1	0.01%	
	7	legitimate skip	3235	20.6%	
		Total	3,236	20.61%	

Valid	Invalid	Minimum	Maximum
12465	3236	0	1

#### H4LM8 - S11Q8 TYPE WORK 1ST FULL TIME JOB-W4

Type	Code
Measurement Unit	numeric
H4LM8	8. Next I'd like to record a description of your first full-time job. When you see the list of categories, please tell me which best describes what you did at your first full time job.

	Frequency	% of total	% of valid
--	-----------	------------	------------

Valid	11-1011	Chief Executives	3	0.02%	0.03%	
	11-1021	General and Operations Managers	3	0.02%	0.03%	
	11-2011	Advertising and Promotions Managers	19	0.12%	0.16%	
	11-2021	Marketing Managers	22	0.14%	0.19%	
	11-2022	Sales Managers	50	0.32%	0.42%	
	11-2031	Public Relations Managers	12	0.08%	0.1%	
	11-3011	Administrative Services Managers	21	0.13%	0.18%	
	11-3021	Computer and Information Systems Managers	7	0.04%	0.06%	
	11-3031	Financial Managers	4	0.03%	0.03%	
	11-3041	Compensation and Benefits Managers	1	0.01%	0.01%	
	11-3042	Training and Development Managers	2	0.01%	0.02%	
	11-3049	Human Resources Managers, All Other	5	0.03%	0.04%	
	11-3051	Industrial Production Managers	5	0.03%	0.04%	
	11-3061	Purchasing Managers	4	0.03%	0.03%	
	11-3071	Transportation, Storage, and Distribution Managers	11	0.07%	0.09%	
	11-9021	Construction Managers	2	0.01%	0.02%	
	11-9031	Education Administrators, Preschool and Child Care Center/Program	2	0.01%	0.02%	
	11-9033	Education Administrators, Postsecondary	1	0.01%	0.01%	
	11-9039	Education Administrators, All Other	2	0.01%	0.02%	
	11-9051	Food Service Managers	59	0.38%	0.5%	
	11-9071	Gaming Managers	4	0.03%	0.03%	
	11-9081	Lodging Managers	13	0.08%	0.11%	
	11-9111	Medical and Health Services Managers	8	0.05%	0.07%	
	11-9121	Natural Sciences Managers	2	0.01%	0.02%	
	11-9131	Postmasters and Mail Superintendents	2	0.01%	0.02%	
	11-9141	Property, Real Estate, and Community Association Managers	13	0.08%	0.11%	
	11-9151	Social and Community Service Managers	6	0.04%	0.05%	
	11-9199	Managers, All Other	114	0.73%	0.97%	
	13-1011	Agents and Business Managers of Artists, Performers, and Athletes	1	0.01%	0.01%	867 of 1156
	13-1021	Purchasing Agents and Buyers,	1	0.01%	0.01%	

	Total	11,803	75.17%	100%
--	-------	--------	--------	------

Valid	Invalid
11803	3898

 H4LM9M - S11Q9M MTHS WRKD 1ST F/T JOB-W4

Type	Code
Measurement Unit	numeric
H4LM9M	9M. How long did you work at your first full time job? [months]

			Frequency	% of total	% of valid
Valid	0	0 months	2714	17.29%	23.05%
	1	1 month	3266	20.8%	27.74%
	2	2 months	2238	14.25%	19.01%
	3	3 months	1314	8.37%	11.16%
	4	4 months	782	4.98%	6.64%
	5	5 months	552	3.52%	4.69%
	6	6 months	308	1.96%	2.62%
	7	7 months	241	1.53%	2.05%
	8	8 months	144	0.92%	1.22%
	9	9 months	74	0.47%	0.63%
	10	10 months	90	0.57%	0.76%
	11	11 months	21	0.13%	0.18%
	12	12 months	18	0.11%	0.15%
	13	13 months	7	0.04%	0.06%
	14	14 months	1	0.01%	0.01%
		15	15 months	2	0.01%
		Total	11,772	74.98%	100%
Missing	96	refused	1	0.01%	
	97	legitimate skip	3886	24.75%	
	98	don't know	42	0.27%	
		Total	3,929	25.02%	

Valid	Invalid	Minimum	Maximum
11772	3929	0	15

 H4LM9Y - S11Q9Y YRS WRKD 1ST F/T JOB-W4

Type	Code
Measurement Unit	numeric
H4LM9Y	9Y. How long did you work at your first full time job? [years]

	Frequency	% of total	% of valid
--	-----------	------------	------------

Valid	0	0 years	5252	33.45%	44.82%
	1	1 year	289	1.84%	2.47%
	2	2 years	599	3.82%	5.11%
	3	3 years	835	5.32%	7.13%
	4	4 years	535	3.41%	4.57%
	5	5 years	293	1.87%	2.5%
	6	6 years	2307	14.69%	19.69%
	7	7 years	270	1.72%	2.3%
	8	8 years	454	2.89%	3.87%
	9	9 years	454	2.89%	3.87%
	10	10 years	273	1.74%	2.33%
	11	11 years	157	1%	1.34%
		Total	11,718	74.63%	100%
Missing	96	refused	1	0.01%	
	97	legitimate skip	3886	24.75%	
	98	don't know	96	0.61%	
		Total	3,983	25.37%	

Valid	Invalid	Minimum	Maximum
11718	3983	0	11



Type	Code
Measurement Unit	numeric
H4LM10	10. Which of the following best describes your first full time job?

			Frequency	% of total	% of valid
Valid	1	it was part of my long-term career or work goals at that time	1799	11.46%	15.23%
	2	it was preparation for my long-term career or work goals at that time	1882	11.99%	15.93%
	3	it was not related to my long-term career or work goals at that time	4715	30.03%	39.92%
	4	I did not have a long-term career or work goals at that time	3415	21.75%	28.91%
		Total	11,811	75.22%	100%
Missing	7	legitimate skip	3886	24.75%	
	8	don't know	4	0.03%	
		Total	3,890	24.78%	

Valid	Invalid	Minimum	Maximum
11811	3890	1	4

 H4LM11 - S11Q11 CURRENTLY WORK/10 HRS WEEK-W4

Type	Code
Measurement Unit	numeric
H4LM11	11. Are you currently working for pay at least 10 hours a week?

			Frequency	% of total	% of valid
Valid	0	no	2825	17.99%	21.7%
	1	yes	10191	64.91%	78.3%
	Total		13,016	82.9%	100%
Missing	.	don't know	3	0.02%	
	5	pretest case, logic changed	1	0.01%	
	6	refused	3	0.02%	
	7	legitimate skip	2678	17.06%	
	Total		2,685	17.1%	

Valid	Invalid	Minimum	Maximum
13016	2685	0	1

 H4LM12 - S11Q12 # JOBS CURRENTLY WORK/10HRS/WK-W4

Type	Code
Measurement Unit	numeric
H4LM12	12. On how many jobs are you currently working for pay at least 10 hours a week?

			Frequency	% of total	% of valid
Valid	1	1 job	11509	73.3%	91.62%
	2	2 jobs	975	6.21%	7.76%
	3	3 jobs	60	0.38%	0.48%
	4	4 jobs	6	0.04%	0.05%
	5	5 jobs	4	0.03%	0.03%
	6	6 jobs	1	0.01%	0.01%
	7	7 jobs	1	0.01%	0.01%
	11	11 jobs	2	0.01%	0.02%
	12	12 jobs	3	0.02%	0.02%
	15	15 or more jobs	1	0.01%	0.01%
	Total		12,562	80.01%	100%

Missing	.	missing	3	0.02%	
	95	pretest case, logic changed	1	0.01%	
	97	legitimate skip	3131	19.94%	
	98	don't know	4	0.03%	
		Total	3,139	19.99%	

Valid	Invalid	Minimum	Maximum
12562	3139	1	15

#### H4LM13 - S11Q13 TOTAL HR/WK CURRENTLY WORKING-W4

Type	Numeric (Double)
H4LM13	13. How many total hours a week do you usually spend at these jobs?

			Frequency	% of total	% of valid
Missing	.	missing	3	0.02%	
	995	pretest case, logic changed	1	0.01%	
	997	legitimate skip	14640	93.24%	
	998	don't know	1	0.01%	
		Total	14,645	93.27%	

Valid	Invalid	Minimum	Maximum	Mean	StdDev
1056	14645	10	120	53.946022...	15.265359...

#### H4LM14 - S11Q14 DESCR CURRENT WORK STATUS-W4

Type	Code
Measurement Unit	numeric
H4LM14	14. Which one of the following categories best describes what you're doing now?

			Frequency	% of total	% of valid
Valid	1	only temporarily laid off	180	1.15%	6.37%
	2	on sick leave or temporarily disabled	109	0.69%	3.86%
	3	on maternity/paternity leave	100	0.64%	3.54%
	4	permanently disabled	165	1.05%	5.84%
	5	unemployed and looking for work	722	4.6%	25.57%
	6	unemployed and not looking for work	100	0.64%	3.54%
	7	student	453	2.89%	16.04%
	8	keeping house	789	5.03%	27.94%
	9	retired	3	0.02%	0.11%
	10	other	203	1.29%	7.19%

		Total	2,824	17.99%	100%
Missing	.	missing	3	0.02%	
	95	pretest case, logic changed	2	0.01%	
	96	refused	3	0.02%	
	97	legitimate skip	12869	81.96%	
		Total	12,877	82.01%	

Valid	Invalid	Minimum	Maximum
2824	12877	1	10

 H4LM15M - S11Q15M MONTH PAY JOB STARTED-W4

Type	Code
Measurement Unit	numeric
H4LM15M	15M. In what month and year did you begin your (current/most recent) primary job? [month]

			Frequency	% of total	% of valid
Valid	1	January	1537	9.79%	10.07%
	2	February	1188	7.57%	7.78%
	3	March	1291	8.22%	8.46%
	4	April	1147	7.31%	7.52%
	5	May	1197	7.62%	7.84%
	6	June	1413	9%	9.26%
	7	July	1156	7.36%	7.57%
	8	August	1868	11.9%	12.24%
	9	September	1378	8.78%	9.03%
	10	October	1285	8.18%	8.42%
	11	November	1023	6.52%	6.7%
	12	December	779	4.96%	5.1%
		Total	15,262	97.2%	100%
Missing	.	missing	3	0.02%	
	95	pretest case, logic changed	1	0.01%	
	96	refused	8	0.05%	
	97	legitimate skip	241	1.53%	
	98	don't know	186	1.18%	
		Total	439	2.8%	

Valid	Invalid	Minimum	Maximum
15262	439	1	12

 H4LM15Y - S11Q15Y YEAR PAY JOB STARTED-W4

Type	Numeric (Double)
------	------------------



H4LM15Y	15Y. In what month and year did you begin your (current/most recent) primary job? [year]
---------	--

			Frequency	% of total	% of valid
Missing	.	missing	3	0.02%	
	9995	pretest case, logic changed	1	0.01%	
	9996	refused	9	0.06%	
	9997	legitimate skip	241	1.53%	
	9998	don't know	68	0.43%	
		Total	322	2.05%	

Valid	Invalid	Minimum	Maximum	Mean	StdDev
15379	322	1986	2009	2004.6868...	3.0151765...

#### H4LM16M - S11Q16M MONTH PAY JOB ENDED-W4

Type	Code
Measurement Unit	numeric
H4LM16M	16M. In what month and year did you last work at this [current/most recent] job? [month]

			Frequency	% of total	% of valid
Valid	1	January	270	1.72%	9.66%
	2	February	245	1.56%	8.77%
	3	March	236	1.5%	8.45%
	4	April	226	1.44%	8.09%
	5	May	253	1.61%	9.06%
	6	June	259	1.65%	9.27%
	7	July	212	1.35%	7.59%
	8	August	259	1.65%	9.27%
	9	September	192	1.22%	6.87%
	10	October	166	1.06%	5.94%
	11	November	203	1.29%	7.27%
	12	December	273	1.74%	9.77%
		Total	2,794	17.8%	100%
Missing	.	missing	3	0.02%	
	95	pretest case, logic changed	1	0.01%	
	96	refused	10	0.06%	
	97	legitimate skip	12807	81.57%	
	98	don't know	86	0.55%	
		Total	12,907	82.2%	

Valid	Invalid	Minimum	Maximum
2794	12907	1	12



Type	Code
Measurement Unit	numeric
H4LM16Y	16Y. In what month and year did you last work at this [current/most recent] job? [year]

			Frequency	% of total	% of valid
Valid	1995	1995	4	0.03%	0.14%
	1996	1996	13	0.08%	0.46%
	1997	1997	22	0.14%	0.77%
	1998	1998	28	0.18%	0.98%
	1999	1999	37	0.24%	1.3%
	2000	2000	62	0.39%	2.18%
	2001	2001	83	0.53%	2.92%
	2002	2002	100	0.64%	3.52%
	2003	2003	115	0.73%	4.04%
	2004	2004	133	0.85%	4.68%
	2005	2005	219	1.39%	7.7%
	2006	2006	316	2.01%	11.11%
	2007	2007	820	5.22%	28.83%
	2008	2008	888	5.66%	31.22%
	2009	2009	4	0.03%	0.14%
	Total	2,844	18.11%	100%	
Missing	.	missing	3	0.02%	
	9995	pretest case, logic changed	1	0.01%	
	9996	refused	8	0.05%	
	9997	legitimate skip	12807	81.57%	
	9998	don't know	38	0.24%	
	Total	12,857	81.89%		

Valid	Invalid	Minimum	Maximum
2844	12857	1995	2009



Type	Code
Measurement Unit	numeric
H4LM17	17. What is the main reason you left your most recent job?

			Frequency	% of total	% of valid
--	--	--	-----------	------------	------------

Valid	1	layoff	230	1.46%	9.88%
	2	plant closed	35	0.22%	1.5%
	3	end of temporary or seasonal job	112	0.71%	4.81%
	4	discharged or fired	141	0.9%	6.06%
	5	program ended	38	0.24%	1.63%
	6	health problems	136	0.87%	5.84%
	7	pregnancy or family reasons	519	3.31%	22.29%
	8	return to school	278	1.77%	11.94%
	9	quit to look for another job	154	0.98%	6.62%
	10	quit to take another job	38	0.24%	1.63%
	11	retired	3	0.02%	0.13%
	12	military service	142	0.9%	6.1%
	13	incarceration	45	0.29%	1.93%
	14	other	456	2.9%	19.59%
	95	pretest case, logic changed	1	0.01%	0.04%
	Total	2,328	14.83%	100%	
Missing	.	missing	5	0.03%	
	96	refused	3	0.02%	
	97	legitimate skip	13363	85.11%	
	98	don't know	2	0.01%	
	Total	13,373	85.17%		

Valid	Invalid	Minimum	Maximum
2328	13373	1	95

 H4LM18 - S11Q18 TYPE OF WORK RECENT JOB-W4

Type	Code
Measurement Unit	numeric
H4LM18	18. Now I'd like to record a description of your (current/most recent) job. When you see the list of categories, please tell me which best describes what you (do/did) at your (current/most recent) job.

	Frequency	% of total	% of valid
--	-----------	------------	------------

Valid	11-1011	Chief Executives	36	0.23%	0.23%
	11-1021	General and Operations Managers	50	0.32%	0.32%
	11-2011	Advertising and Promotions Managers	25	0.16%	0.16%
	11-2021	Marketing Managers	62	0.39%	0.4%
	11-2022	Sales Managers	118	0.75%	0.76%
	11-2031	Public Relations Managers	29	0.18%	0.19%
	11-3011	Administrative Services Managers	57	0.36%	0.37%
	11-3021	Computer and Information Systems Managers	13	0.08%	0.08%
	11-3031	Financial Managers	16	0.1%	0.1%
	11-3041	Compensation and Benefits Managers	1	0.01%	0.01%
	11-3042	Training and Development Managers	9	0.06%	0.06%
	11-3049	Human Resources Managers, All Other	16	0.1%	0.1%
	11-3051	Industrial Production Managers	33	0.21%	0.21%
	11-3061	Purchasing Managers	13	0.08%	0.08%
	11-3071	Transportation, Storage, and Distribution Managers	49	0.31%	0.32%
	11-9011	Farm, Ranch, and Other Agricultural Managers	2	0.01%	0.01%
	11-9021	Construction Managers	29	0.18%	0.19%
	11-9031	Education Administrators, Preschool and Child Care Center/Program	3	0.02%	0.02%
	11-9032	Education Administrators, Elementary and Secondary School	1	0.01%	0.01%
	11-9033	Education Administrators, Postsecondary	5	0.03%	0.03%
	11-9039	Education Administrators, All Other	7	0.04%	0.05%
	11-9041	Engineering Managers	11	0.07%	0.07%
	11-9051	Food Service Managers	81	0.52%	0.52%
	11-9061	Funeral Directors	1	0.01%	0.01%
	11-9071	Gaming Managers	5	0.03%	0.03%
	11-9081	Lodging Managers	26	0.17%	0.17%
	11-9111	Medical and Health Services Managers	37	0.24%	0.24%
	11-9121	Natural Sciences Managers	4	0.03%	0.03%
	11-9131	Postmasters and Mail Superintendents	2	0.01%	0.01%
	11-9141	Property, Real Estate, and Community Association Managers	47	0.3%	0.3%

	Total	15,432	98.29%	100%
--	-------	--------	--------	------

Valid	Invalid
15432	269

#### H4LM19 - S11Q19 NUMBER HRS/WEEK CURR PAY JOB-W4

Type	Numeric (Double)
H4LM19	19. How many hours a week (do/did) you usually work at this job?

			Frequency	% of total	% of valid
Missing	.	missing	3	0.02%	
	995	pretest case, logic changed	1	0.01%	
	996	refused	4	0.03%	
	997	legitimate skip	241	1.53%	
	998	don't know	9	0.06%	
		Total	258	1.64%	

Valid	Invalid	Minimum	Maximum	Mean	StdDev
15443	258	10	168	41.135854...	11.296836...

#### H4LM20 - S11Q20 BEST DESC HRS WORKED CURR JOB-W4

Type	Code
Measurement Unit	numeric
H4LM20	20. Which one of these categories best describes the hours you (work/worked) at this job?

			Frequency	% of total	% of valid
Valid	1	regular day shift	10327	65.77%	66.84%
	2	regular evening shift	1023	6.52%	6.62%
	3	regular night shift	854	5.44%	5.53%
	4	shift rotates that is, it (changes/changed) periodically from day to evening or night	1423	9.06%	9.21%
	5	split shift that is, it (consists/consisted) of two distinct periods each day	213	1.36%	1.38%
	6	irregular schedule or hours	1451	9.24%	9.39%
	7	other	160	1.02%	1.04%
		Total	15,451	98.41%	100%
Missing	.	missing	3	0.02%	
	95	pretest case, logic changed	1	0.01%	
	96	refused	5	0.03%	
	97	legitimate skip	241	1.53%	

		Total	250	1.59%	
--	--	-------	-----	-------	--

Valid	Invalid	Minimum	Maximum
15451	250	1	7

#### H4LM21A - S11Q21A EMPLOYER PROVIDES-HEALTH INS-W4

Type	Code
Measurement Unit	numeric
H4LM21A	21A. (Does/Did) your employer make the following available to you: health insurance?

			Frequency	% of total	% of valid
Valid	0	no	4119	26.23%	26.71%
	1	yes	11302	71.98%	73.29%
Total			15,421	98.22%	100%
Missing	.	missing	3	0.02%	
	5	pretest case, logic changed	1	0.01%	
	6	refused	3	0.02%	
	7	legitimate skip	241	1.53%	
	8	don't know	32	0.2%	
Total			280	1.78%	

Valid	Invalid	Minimum	Maximum
15421	280	0	1

#### H4LM21B - S11Q21B EMPLOYER PROVIDES-RETIRE BEN-W4

Type	Code
Measurement Unit	numeric
H4LM21B	21B. (Does/Did) your employer make the following available to you: retirement benefits (such as 401k, 403b, or a company pension plan)?

			Frequency	% of total	% of valid
Valid	0	no	5218	33.23%	33.98%
	1	yes	10136	64.56%	66.02%
Total			15,354	97.79%	100%
Missing	.	missing	3	0.02%	
	5	pretest case, logic changed	1	0.01%	
	6	refused	3	0.02%	
	7	legitimate skip	241	1.53%	
	8	don't know	99	0.63%	
Total			347	2.21%	

Valid	Invalid	Minimum	Maximum
15354	347	0	1

 H4LM21C - S11Q21C EMPLOYER PROVIDES-PD VAC/SICK-W4

Type	Code
Measurement Unit	numeric
H4LM21C	21C. (Does/Did) your employer make the following available to you: paid vacation or sick leave?

			Frequency	% of total	% of valid
Valid	0	no	4066	25.9%	26.37%
	1	yes	11351	72.29%	73.63%
	Total		15,417	98.19%	100%
Missing	.	missing	3	0.02%	
	5	pretest case, logic changed	1	0.01%	
	6	refused	3	0.02%	
	7	legitimate skip	241	1.53%	
	8	don't know	36	0.23%	
	Total		284	1.81%	

Valid	Invalid	Minimum	Maximum
15417	284	0	1

 H4LM22 - S11Q22 SPEND MST TIME STAND/SEAT WORK-W4

Type	Code
Measurement Unit	numeric
H4LM22	22. In your current primary job, do you spend most of your time...

			Frequency	% of total	% of valid
Valid	1	standing, doing hard physical work, for example, doing construction work	1677	10.68%	13.35%
	2	standing, doing moderate physical work, for example, nursing or being a mechanic	2773	17.66%	22.08%
	3	standing, doing light physical work, for example, standing at a counter, teaching, or working at a conveyer belt	2893	18.43%	23.04%
	4	seated, for example, using a computer or driving	5196	33.09%	41.38%
	5	mixed answers*	19	0.12%	0.15%
Total		12,558	79.98%	100%	

Missing	.	missing	3	0.02%	
	95	pretest case, logic changed	2	0.01%	
	96	refused	2	0.01%	
	97	legitimate skip	3131	19.94%	
	98	don't know	5	0.03%	
		Total	3,143	20.02%	

Valid	Invalid	Minimum	Maximum
12558	3143	1	5

#### H4LM23 - S11Q23 DECISION-MAKING FREEDOM WORK-W4

Type	Code
Measurement Unit	numeric
H4LM23	23. Overall, how often (do/did) you have the freedom to make important decisions about what you (do/did) at work and how you (do/did) it?

			Frequency	% of total	% of valid
Valid	0	none or almost none of the time	1399	8.91%	9.06%
	1	some of the time	3946	25.13%	25.56%
	2	most of the time	5273	33.58%	34.15%
	3	all or almost all of the time	4822	30.71%	31.23%
		Total	15,440	98.34%	100%
Missing	.	missing	3	0.02%	
	5	pretest case, logic changed	1	0.01%	
	6	refused	8	0.05%	
	7	legitimate skip	241	1.53%	
	8	don't know	8	0.05%	
		Total	261	1.66%	

Valid	Invalid	Minimum	Maximum
15440	261	0	3

#### H4LM24 - S11Q24 HOW OFTEN REPETITIOUS TASKS-W4

Type	Code
Measurement Unit	numeric
H4LM24	24. How much of the time (do/did) you do the same things repeatedly, that is over and over?

			Frequency	% of total	% of valid
Valid	0	none or almost none of the time	951	6.06%	6.16%
	1	some of the time	4428	28.2%	28.67%
	2	most of the time	5069	32.28%	32.82%
	3	all or almost all of the time	4997	31.83%	32.35%



		Total	15,445	98.37%	100%
Missing	.	missing	3	0.02%	
	5	pretest case, logic changed	1	0.01%	
	6	refused	5	0.03%	
	7	legitimate skip	241	1.53%	
	8	don't know	6	0.04%	
		Total	256	1.63%	

Valid	Invalid	Minimum	Maximum
15445	256	0	3

#### H4LM25 - S11Q25 DX OF SUPERVISORY ROLE-W4

Type	Code
Measurement Unit	numeric
H4LM25	25. Thinking about your official job duties, which of the following statements best describes your supervisory responsibilities at your (current/most recent) primary job?

			Frequency	% of total	% of valid
Valid	1	I (supervise/supervised) other employees	4063	25.88%	26.3%
	2	I (supervise/supervised) other employees, some of whom (supervise/supervised) others	1552	9.88%	10.05%
	3	I (do/did) not supervise anyone	9832	62.62%	63.65%
		Total	15,447	98.38%	100%
Missing	.	missing	3	0.02%	
	5	pretest case, logic changed	1	0.01%	
	6	refused	5	0.03%	
	7	legitimate skip	241	1.53%	
	8	don't know	4	0.03%	
		Total	254	1.62%	

Valid	Invalid	Minimum	Maximum
15447	254	1	3

#### H4LM26 - S11Q26 GLOBAL JOB SATISFACTION-W4

Type	Code
Measurement Unit	numeric
H4LM26	26. How satisfied (are/were) you with this job, as a whole?

			Frequency	% of total	% of valid
--	--	--	-----------	------------	------------

Valid	1	extremely satisfied	3679	23.43%	23.82%
	2	satisfied	7643	48.68%	49.49%
	3	neither satisfied nor dissatisfied	2704	17.22%	17.51%
	4	dissatisfied	999	6.36%	6.47%
	5	extremely dissatisfied	418	2.66%	2.71%
		Total	15,443	98.36%	100%
Missing	.	missing	3	0.02%	
	95	pretest case, logic changed	1	0.01%	
	96	refused	4	0.03%	
	97	legitimate skip	241	1.53%	
	98	don't know	9	0.06%	
		Total	258	1.64%	

Valid	Invalid	Minimum	Maximum
15443	258	1	5

#### 

Type	Code
Measurement Unit	numeric
H4LM27	27. Which one of the following best describes your (current/most recent) primary job?

			Frequency	% of total	% of valid
Valid	1	it is part of my long-term career or work goals	6011	38.28%	38.94%
	2	it is preparation for my long-term career or work goals	4038	25.72%	26.16%
	3	it is not related to my long-term career or work goals	4181	26.63%	27.08%
	4	I do not have a long-term career or work goals	1207	7.69%	7.82%
		Total	15,437	98.32%	100%
Missing	.	missing	3	0.02%	
	5	pretest case, logic changed	1	0.01%	
	6	refused	4	0.03%	
	7	legitimate skip	241	1.53%	
	8	don't know	15	0.1%	
		Total	264	1.68%	

Valid	Invalid	Minimum	Maximum
15437	264	1	4

####

Type	Code
Measurement Unit	numeric
H4LM28	28. Indicate how much you would agree or disagree with this statement: Family responsibilities have interfered with my ability to work.

			Frequency	% of total	% of valid
Valid	1	strongly agree	893	5.69%	5.7%
	2	agree	1659	10.57%	10.58%
	3	neither agree nor disagree	1694	10.79%	10.81%
	4	disagree	5964	37.98%	38.05%
	5	strongly disagree	5465	34.81%	34.86%
		Total	15,675	99.83%	100%
Missing	.	missing	3	0.02%	
	95	pretest case, logic changed	1	0.01%	
	96	refused	6	0.04%	
	98	don't know	16	0.1%	
		Total	26	0.17%	

Valid	Invalid	Minimum	Maximum
15675	26	1	5

#### H4LM29 - S11Q29 OFT CUT HRS/REFUSE OT B/C FAM-W4

Type	Code
Measurement Unit	numeric
H4LM29	29. (In the past 12 months/Since you started your current job/In the last year of your most recent job), how often on your primary job (have you had/have you had/did you have) to cut back your hours or turn down overtime because of your family responsibilities?

			Frequency	% of total	% of valid
Valid	1	frequently	638	4.06%	4.13%
	2	sometimes	1983	12.63%	12.84%
	3	rarely	2695	17.16%	17.45%
	4	never	10128	64.51%	65.58%
		Total	15,444	98.36%	100%
Missing	.	missing	3	0.02%	
	5	pretest case, logic changed	1	0.01%	
	6	refused	3	0.02%	
	7	legitimate skip	241	1.53%	
	8	don't know	9	0.06%	
		Total	257	1.64%	

Valid	Invalid	Minimum	Maximum
15444	257	1	4

 H4LM30 - S11Q30 FAM TIME OFT DECREASE B/C WORK-W4

Type	Code
Measurement Unit	numeric
H4LM30	30. (In the past 12 months/Since you started your current job/In the last year of your most recent job), how often on your primary job (have you spent/have you spent/did you spend) less time with your family than you wanted to because of work responsibilities?

			Frequency	% of total	% of valid
Valid	1	frequently	2239	14.26%	14.49%
	2	sometimes	4354	27.73%	28.19%
	3	rarely	2671	17.01%	17.29%
	4	never	6183	39.38%	40.03%
Total			15,447	98.38%	100%
Missing	.	missing	3	0.02%	
	5	pretest case, logic changed	1	0.01%	
	6	refused	3	0.02%	
	7	legitimate skip	241	1.53%	
	8	don't know	6	0.04%	
Total			254	1.62%	

Valid	Invalid	Minimum	Maximum
15447	254	1	4

 H4EC1 - S12Q1 TOTAL HOUSEHOLD INC 06/07/08-W4

Type	Code
Measurement Unit	numeric
H4EC1	1. Thinking about your income and the income of everyone who lives in your household and contributes to the household budget, what was the total household income before taxes and deductions in {2006/2007/2008}? Include all sources of income, including non-legal sources.

			Frequency	% of total	% of valid
--	--	--	-----------	------------	------------

Valid	1	less than \$5,000	430	2.74%	2.93%
	2	\$5,000 to \$9,999	348	2.22%	2.37%
	3	\$10,000 to \$14,999	477	3.04%	3.25%
	4	\$15,000 to \$19,999	501	3.19%	3.42%
	5	\$20,000 to \$24,999	699	4.45%	4.77%
	6	\$25,000 to \$29,999	747	4.76%	5.09%
	7	\$30,000 to \$39,999	1588	10.11%	10.83%
	8	\$40,000 to \$49,999	1767	11.25%	12.05%
	9	\$50,000 to \$74,999	3567	22.72%	24.33%
	10	\$75,000 to \$99,999	2219	14.13%	15.13%
	11	\$100,000 to \$149,999	1563	9.95%	10.66%
	12	\$150,000 or more	756	4.81%	5.16%
		Total	14,662	93.38%	100%
Missing	96	refused	138	0.88%	
	98	don't know	901	5.74%	
		Total	1,039	6.62%	

Valid	Invalid	Minimum	Maximum
14662	1039	1	12

#### H4EC2 - S12Q2 INCOME PERS EARNINGS 06/07/08-W4

Type	Numeric (Double)
H4EC2	2. Now think about your personal earnings. In {2006/2007/2008}, how much income did you receive from personal earnings before taxes, that is, wages or salaries, including tips, bonuses, and overtime pay, and income from self-employment?

			Frequency	% of total	% of valid
Missing	9999996	refused	192	1.22%	
	9999998	don't know	586	3.73%	
		Total	778	4.96%	

Valid	Invalid	Minimum	Maximum	Mean	StdDev
14923	778	0	999995	35214.877...	45017.471...

#### H4EC3 - S12Q3 BEST GUESS INCOME PERS EARNINGS-W4

Type	Code
Measurement Unit	numeric
H4EC3	3. What is your best guess of your personal earnings before taxes?

			Frequency	% of total	% of valid
--	--	--	-----------	------------	------------

Valid	1	less than \$5,000	114	0.73%	27.08%
	2	\$5,000 to \$9,999	62	0.39%	14.73%
	3	\$10,000 to \$14,999	55	0.35%	13.06%
	4	\$15,000 to \$19,999	41	0.26%	9.74%
	5	\$20,000 to \$24,999	37	0.24%	8.79%
	6	\$25,000 to \$29,999	30	0.19%	7.13%
	7	\$30,000 to \$39,999	37	0.24%	8.79%
	8	\$40,000 to \$49,999	19	0.12%	4.51%
	9	\$50,000 to \$74,999	17	0.11%	4.04%
	10	\$75,000 to \$99,999	6	0.04%	1.43%
	11	\$100,000 to \$149,999	1	0.01%	0.24%
	12	\$150,000 or more	2	0.01%	0.48%
		Total	421	2.68%	100%
Missing	96	refused	6	0.04%	
	97	legitimate skip	15115	96.27%	
	98	don't know	159	1.01%	
		Total	15,280	97.32%	

Valid	Invalid	Minimum	Maximum
421	15280	1	12

#### H4EC4 - S12Q4 OWN/MORTGAGE CURRENT RESIDENCE-W4

Type	Code
Measurement Unit	numeric
H4EC4	4. Is your house, apartment, or residence owned or being bought by {YOU AND/OR YOUR SPOUSE/PARTNER}?

			Frequency	% of total	% of valid
Valid	0	no	9395	59.84%	59.94%
	1	yes	6278	39.98%	40.06%
		Total	15,673	99.82%	100%
Missing	6	refused	13	0.08%	
	8	don't know	15	0.1%	
		Total	28	0.18%	

Valid	Invalid	Minimum	Maximum
15673	28	0	1

#### H4EC5 - S12Q5 CURRENT RESID MORTGAGE BALANCE-W4

Type	Numeric (Double)
H4EC5	5. About how much do {YOU AND/OR YOUR SPOUSE/PARTNER} owe on the mortgage for your house, apartment, or residence?

			Frequency	% of total	% of valid
Missing	9999996	refused	66	0.42%	
	9999997	legitimate skip	9423	60.02%	
	9999998	don't know	395	2.52%	
		Total	9,884	62.95%	

Valid	Invalid	Minimum	Maximum	Mean	StdDev
5817	9884	0	999995	137122.56...	129240.33...

#### H4EC6 - S12Q6 FIN GIFT/LOAN TO BUY/IMPRV RES-W4

Type	Code
Measurement Unit	numeric
H4EC6	6. Have {YOU/YOUR SPOUSE/PARTNER} ever received any financial gifts or loans from your parents, in-laws, or relatives to help you buy, remodel, build or furnish a home or condominium?

			Frequency	% of total	% of valid
Valid	0	no	12792	81.47%	81.65%
	1	yes	2874	18.3%	18.35%
	Total		15,666	99.78%	100%
Missing	6	refused	17	0.11%	
	8	don't know	18	0.11%	
	Total		35	0.22%	

Valid	Invalid	Minimum	Maximum
15666	35	0	1

#### H4EC7 - S12Q7 BEST EST TOT COMBINED ASSETS-W4

Type	Code
Measurement Unit	numeric
H4EC7	7. What is your best estimate of the total value of your assets and the assets of everyone who lives in your household and contributes to the household budget? Include all assets, such as bank accounts, retirement plans and stocks. Do not include equity in your home.

			Frequency	% of total	% of valid
--	--	--	-----------	------------	------------

Valid	1	less than \$5,000	2610	16.62%	18.54%
	2	\$5,000 to \$9,999	1644	10.47%	11.68%
	3	\$10,000 to \$24,999	2514	16.01%	17.85%
	4	\$25,000 to \$49,999	2404	15.31%	17.07%
	5	\$50,000 to \$99,999	2187	13.93%	15.53%
	6	\$100,000 to \$249,999	1589	10.12%	11.28%
	7	\$250,000 to \$499,999	686	4.37%	4.87%
	8	\$500,000 to \$999,999	319	2.03%	2.27%
	9	\$1,000,000 or more	128	0.82%	0.91%
		Total	14,081	89.68%	100%
Missing	96	refused	206	1.31%	
	98	don't know	1414	9.01%	
		Total	1,620	10.32%	

Valid	Invalid	Minimum	Maximum
14081	1620	1	9

#### H4EC8 - S12Q8 BEST EST TOTAL COLL HSHLD DEBT-W4

Type	Code
Measurement Unit	numeric
H4EC8	8. Now, think about your debts besides any mortgage on your home. How much do you and others in your household owe altogether? Include all debts, including all types of loans, credit card debt, medical or legal bills, etc.

			Frequency	% of total	% of valid
Valid	1	less than \$1,000	1830	11.66%	12.57%
	2	\$1,000 to \$4,999	2158	13.74%	14.83%
	3	\$5,000 to \$9,999	2178	13.87%	14.96%
	4	\$10,000 to \$24,999	3603	22.95%	24.75%
	5	\$25,000 to \$49,999	2578	16.42%	17.71%
	6	\$50,000 to \$99,999	1386	8.83%	9.52%
	7	\$100,000 to \$249,999	614	3.91%	4.22%
	8	\$250,000 or more	209	1.33%	1.44%
		Total	14,556	92.71%	100%
Missing	96	refused	162	1.03%	
	98	don't know	983	6.26%	
		Total	1,145	7.29%	

Valid	Invalid	Minimum	Maximum
14556	1145	1	8

#### H4EC9 - S12Q9 NET STATUS IF ASSESTS LIQUEFIED-W4



Type	Code
Measurement Unit	numeric
H4EC9	9. Suppose you and others in your household were to sell all of your major possessions (including your home), turn all of your investments and other assets into cash, and pay off all of your debts. Would you have something left over, break even, or be in debt?

			Frequency	% of total	% of valid
Valid	1	have something left over	9118	58.07%	60.38%
	2	break even	2787	17.75%	18.45%
	3	be in debt	3197	20.36%	21.17%
	Total		15,102	96.18%	100%
Missing	6	refused	78	0.5%	
	8	don't know	521	3.32%	
	Total		599	3.82%	

Valid	Invalid	Minimum	Maximum
15102	599	1	3

#### H4EC10 - S12Q10 PAST 12 MON NO PHONE SERVICE-W4

Type	Code
Measurement Unit	numeric
H4EC10	10. In the past 12 months, was there a time when {YOU/YOUR HOUSEHOLD} was without phone service because you didn't have enough money?

			Frequency	% of total	% of valid
Valid	0	no	14198	90.43%	90.53%
	1	yes	1485	9.46%	9.47%
	Total		15,683	99.89%	100%
Missing	6	refused	7	0.04%	
	8	don't know	11	0.07%	
	Total		18	0.11%	

Valid	Invalid	Minimum	Maximum
15683	18	0	1

#### H4EC11 - S12Q11 PAST 12 MON NO MORTG PAYMENT-W4

Type	Code
Measurement Unit	numeric
H4EC11	11. In the past 12 months, was there a time when {YOU/YOUR HOUSEHOLD} didn't pay the full amount of the rent or mortgage because you didn't have enough money?

			Frequency	% of total	% of valid
Valid	0	no	14182	90.33%	90.48%
	1	yes	1492	9.5%	9.52%
		Total	15,674	99.83%	100%
Missing	6	refused	5	0.03%	
	8	don't know	22	0.14%	
		Total	27	0.17%	

Valid	Invalid	Minimum	Maximum
15674	27	0	1

#### H4EC12 - S12Q12 PAST 12 MON EVICTED FROM HOUSE-W4

Type	Code
Measurement Unit	numeric
H4EC12	12. In the past 12 months, was there a time when {YOU/YOUR HOUSEHOLD} were evicted from your house or apartment for not paying the rent or mortgage?

			Frequency	% of total	% of valid
Valid	0	no	15522	98.86%	98.95%
	1	yes	165	1.05%	1.05%
		Total	15,687	99.91%	100%
Missing	6	refused	5	0.03%	
	8	don't know	9	0.06%	
		Total	14	0.09%	

Valid	Invalid	Minimum	Maximum
15687	14	0	1

#### H4EC13 - S12Q13 PAST 12 MON NO UTIL PAYMNT-W4

Type	Code
Measurement Unit	numeric
H4EC13	13. In the past 12 months, was there a time when {YOU/YOUR HOUSEHOLD} didn't pay the full amount of a gas, electricity, or oil bill because you didn't have enough money?

			Frequency	% of total	% of valid
Valid	0	no	13353	85.05%	85.18%
	1	yes	2323	14.8%	14.82%
		Total	15,676	99.84%	100%
Missing	6	refused	4	0.03%	
	8	don't know	21	0.13%	

		Total	25	0.16%	
--	--	-------	----	-------	--

Valid	Invalid	Minimum	Maximum
15676	25	0	1

#### H4EC14 - S12Q14 PAST 12 MON UTIL TURNED OFF-W3

Type	Code
Measurement Unit	numeric
H4EC14	14. In the past 12 months, was there a time when {YOU/YOUR HOUSEHOLD} had the service turned off by the gas or electric company, or the oil company wouldn't deliver, because payments were not made?

			Frequency	% of total	% of valid
Valid	0	no	14843	94.54%	94.62%
	1	yes	844	5.38%	5.38%
	Total		15,687	99.91%	100%
Missing	6	refused	5	0.03%	
	8	don't know	9	0.06%	
	Total		14	0.09%	

Valid	Invalid	Minimum	Maximum
15687	14	0	1

#### H4EC15 - S12Q15 PAST YR WORRIED FOOD DEPLETED-W4

Type	Code
Measurement Unit	numeric
H4EC15	15. In the past 12 months, was there a time when {YOU/YOUR HOUSEHOLD WERE/WAS} worried whether food would run out before you would get money to buy more?

			Frequency	% of total	% of valid
Valid	0	no	13913	88.61%	88.69%
	1	yes	1774	11.3%	11.31%
	Total		15,687	99.91%	100%
Missing	6	refused	5	0.03%	
	8	don't know	9	0.06%	
	Total		14	0.09%	

Valid	Invalid	Minimum	Maximum
15687	14	0	1

#### H4EC16 - S12Q16 B AGE 18 HH MEM REC PUB ASSIST-W4

Type	Code
Measurement Unit	numeric
H4EC16	16. Before you were 18 years old, did anyone in your household ever receive public assistance, welfare payments, or food stamps?

			Frequency	% of total	% of valid
Valid	0	no	1810	11.53%	68.87%
	1	yes	818	5.21%	31.13%
	Total		2,628	16.74%	100%
Missing	.	missing	3	0.02%	
	6	refused	1	0.01%	
	7	legitimate skip	13035	83.02%	
	8	don't know	34	0.22%	
	Total		13,073	83.26%	

Valid	Invalid	Minimum	Maximum
2628	13073	0	1

#### H4EC17 - S12Q17 HOW LONG HH MEM REC PUB ASSIST-W4

Type	Code
Measurement Unit	numeric
H4EC17	17. During how much of the time before you turned 18 did anyone in your household receive this kind of help [public assistance or welfare]?

			Frequency	% of total	% of valid
Valid	1	only a very short time	283	1.8%	35.78%
	2	less than half the time	123	0.78%	15.55%
	3	about half the time	136	0.87%	17.19%
	4	most of the time	142	0.9%	17.95%
	5	practically all of the time	107	0.68%	13.53%
	Total		791	5.04%	100%
Missing	.	missing	3	0.02%	
	96	refused	1	0.01%	
	97	legitimate skip	14880	94.77%	
	98	don't know	26	0.17%	
	Total		14,910	94.96%	

Valid	Invalid	Minimum	Maximum
791	14910	1	5

#### H4EC18 - S12Q18 REC WELFARE/PUB ASSIST-W4

Type	Code
------	------

Measurement Unit	numeric
H4EC18	18. Between {1995/2002} and {2006/2007/2008}, did you or others in your household receive any public assistance, welfare payments, or food stamps?

			Frequency	% of total	% of valid
Valid	0	no	11952	76.12%	76.28%
	1	yes	3716	23.67%	23.72%
	Total		15,668	99.79%	100%
Missing	6	refused	5	0.03%	
	8	don't know	28	0.18%	
	Total		33	0.21%	

Valid	Invalid	Minimum	Maximum
15668	33	0	1

#### H4EC19 - S12Q19 WHERE RESP IS ON LADDER-W4

Type	Code
Measurement Unit	numeric
H4EC19	19. Think of this ladder as representing where people stand in the United States. At the top of the ladder (step 10) are the people who have the most money and education, and the most respected jobs. At the bottom of the ladder (step 1) are the people who have the least money and education, and the least respected jobs or no job. Where would you place yourself on this ladder? Pick the number for the step that shows where you think you stand at this time in your life, relative to other people in the United States.

			Frequency	% of total	% of valid
Valid	1	step 1	368	2.34%	2.35%
	2	step 2	679	4.32%	4.34%
	3	step 3	1877	11.95%	11.99%
	4	step 4	2777	17.69%	17.74%
	5	step 5	4259	27.13%	27.2%
	6	step 6	2627	16.73%	16.78%
	7	step 7	1935	12.32%	12.36%
	8	step 8	761	4.85%	4.86%
	9	step 9	195	1.24%	1.25%
	10	step 10	180	1.15%	1.15%
		Total	15,658	99.73%	100%
Missing	96	refused	18	0.11%	
	98	don't know	25	0.16%	
	Total		43	0.27%	

Valid	Invalid	Minimum	Maximum

15658	43	1	10
-------	----	---	----

 H4RE1 - S13Q1 PRESENT RELIGION-W4

Type	Code
Measurement Unit	numeric
H4RE1	1. What is your present religion?

			Frequency	% of total	% of valid
Valid	1	none/atheist/agnostic	2839	18.08%	18.14%
	2	Protestant (such as Assembly of God, Baptist, Lutheran, Methodist, Presbyterian, etc.)	4562	29.06%	29.15%
	3	Catholic	3433	21.86%	21.94%
	4	other Christian	3509	22.35%	22.42%
	5	Jewish	102	0.65%	0.65%
	6	Buddhist	89	0.57%	0.57%
	7	Hindu	14	0.09%	0.09%
	8	Muslim	57	0.36%	0.36%
	9	other	1044	6.65%	6.67%
	Total	15,649	99.67%	100%	
Missing	96	refused	32	0.2%	
	98	don't know	20	0.13%	
		Total	52	0.33%	

Valid	Invalid	Minimum	Maximum
15649	52	1	9

 H4RE2 - S13Q2 PRESENT RELIGION OTHR CHRISTIAN-W4

Type	Code
Measurement Unit	numeric
H4RE2	2. Is that a Christian religion?

			Frequency	% of total	% of valid
Valid	0	no	383	2.44%	37.08%
	1	yes	650	4.14%	62.92%
		Total	1,033	6.58%	100%
Missing	6	refused	2	0.01%	
	7	legitimate skip	14657	93.35%	
	8	don't know	9	0.06%	
		Total	14,668	93.42%	

Valid	Invalid	Minimum	Maximum
-------	---------	---------	---------

1033	14668	0	1
------	-------	---	---



Type	Code
Measurement Unit	numeric
H4RE3	3. Are you fundamentalist, evangelical, mainline, liberal, Pentecostal, or none of these?

			Frequency	% of total	% of valid
Valid	1	Fundamentalist	204	1.3%	2.39%
	2	Evangelical	601	3.83%	7.04%
	3	Mainline	287	1.83%	3.36%
	4	Liberal	404	2.57%	4.73%
	5	Pentecostal	769	4.9%	9%
	6	none of these	6277	39.98%	73.48%
		Total	8,542	54.4%	100%
Missing	96	refused	5	0.03%	
	97	legitimate skip	6980	44.46%	
	98	don't know	174	1.11%	
		Total	7,159	45.6%	

Valid	Invalid	Minimum	Maximum
8542	7159	1	6



Type	Code
Measurement Unit	numeric
H4RE4	4. Are you traditional, moderate, liberal, or none of these?

			Frequency	% of total	% of valid
Valid	1	Traditional	912	5.81%	26.96%
	2	Moderate	898	5.72%	26.54%
	3	Liberal	824	5.25%	24.36%
	4	none of these	749	4.77%	22.14%
		Total	3,383	21.55%	100%
Missing	6	refused	2	0.01%	
	7	legitimate skip	12268	78.14%	
	8	don't know	48	0.31%	
		Total	12,318	78.45%	

Valid	Invalid	Minimum	Maximum
3383	12318	1	4

 H4RE5 - S13Q5 ORTHODOX/CONSERVATIVE/REFORM-W4

Type	Code
Measurement Unit	numeric
H4RE5	5. Are you Orthodox, Conservative, Reform, or none of these?

			Frequency	% of total	% of valid
Valid	1	Orthodox	5	0.03%	4.9%
	2	Conservative	27	0.17%	26.47%
	3	Reform	51	0.32%	50%
	4	none of these	19	0.12%	18.63%
		Total	102	0.65%	100%
Missing	7	legitimate skip	15599	99.35%	
		Total	15,599	99.35%	

Valid	Invalid	Minimum	Maximum
102	15599	1	4

 H4RE6 - S13Q6 DENOMINATION-W4

Type	Code
Measurement Unit	numeric
H4RE6	6. What is your denomination?

			Frequency	% of total	% of valid
--	--	--	-----------	------------	------------



Valid	1	Anabaptist	2	0.01%	0.02%
	2	Anglican	10	0.06%	0.12%
	3	Assembly of God	178	1.13%	2.05%
	4	Baptist	2745	17.48%	31.61%
	5	Brethren	12	0.08%	0.14%
	6	Charismatic	19	0.12%	0.22%
	7	Christian	1670	10.64%	19.23%
	8	Christian and Missionary Alliance	19	0.12%	0.22%
	9	Christian Science	5	0.03%	0.06%
	10	Church of Christ	175	1.11%	2.01%
	11	Church of England	2	0.01%	0.02%
	12	Church of God	149	0.95%	1.72%
	13	Church of the Nazarene	32	0.2%	0.37%
	14	Congregational	15	0.1%	0.17%
	15	Disciples of Christ	23	0.15%	0.26%
	16	Episcopalian	128	0.82%	1.47%
	17	Evangelical Covenant Church	7	0.04%	0.08%
	18	Evangelical Free Church	23	0.15%	0.26%
	19	Four-square Gospel	14	0.09%	0.16%
	20	Free Methodist Church	15	0.1%	0.17%
	21	Friends	6	0.04%	0.07%
	22	Holiness	93	0.59%	1.07%
	23	Independent	60	0.38%	0.69%
	24	Jehovah's Witness	105	0.67%	1.21%
	25	Just Christian	210	1.34%	2.42%
	26	Just Protestant	17	0.11%	0.2%
	27	Latter-Day Saints	68	0.43%	0.78%
	28	Lutheran	410	2.61%	4.72%
	29	Mennonite	1	0.01%	0.01%
	30	Methodist	593	3.78%	6.83%
	31	Mormon	79	0.5%	0.91%
	32	Nondenominational or inter-denominational Protestant	891	5.67%	10.26%
	33	Pentecostal	268	1.71%	3.09%
	34	Presbyterian	231	1.47%	2.66%
	35	Quaker	1	0.01%	0.01%
	36	Reformed	9	0.06%	0.1%
	37	Salvation Army	2	0.01%	0.02%
	38	Unitarian	4	0.03%	0.05%
	39	United Church of Christ	31	0.2%	0.36%
	40	Universalist	3	0.02%	0.03%
	41	Wesleyan Church	8	0.05%	0.09%
	42	other	352	2.24%	4.05%

		Total	8,685	55.31%	100%
Missing	96	refused	2	0.01%	
	97	legitimate skip	6980	44.46%	
	98	don't know	34	0.22%	
		Total	7,016	44.69%	

Valid	Invalid	Minimum	Maximum
8685	7016	1	42

#### H4RE7 - S13Q7 HAVE ATTENDED CHURCH/MOSQ/SYNG-W4

Type	Code
Measurement Unit	numeric
H4RE7	7. How often have you attended church, synagogue, temple, mosque, or religious services in the past 12 months?

			Frequency	% of total	% of valid
Valid	0	never	4677	29.79%	29.8%
	1	a few times	5015	31.94%	31.96%
	2	once a month	1261	8.03%	8.04%
	3	2 or 3 times a month	1863	11.87%	11.87%
	4	once a week	1785	11.37%	11.37%
	5	more than once a week	1092	6.95%	6.96%
		Total	15,693	99.95%	100%
Missing	8	don't know	8	0.05%	
		Total	8	0.05%	

Valid	Invalid	Minimum	Maximum
15693	8	0	5

#### H4RE8 - S13Q8 PARTICIPATED CHURCH ACTIVITIES-W4

Type	Code
Measurement Unit	numeric
H4RE8	8. Many churches, synagogues, and other places of worship have special activities outside of regular worship services-such as classes, retreats, small groups, or choir. In the past 12 months, how often have you taken part in such activities?

	Frequency	% of total	% of valid
--	-----------	------------	------------

Valid	0	never	11214	71.42%	71.45%
	1	a few times	2472	15.74%	15.75%
	2	once a month	536	3.41%	3.42%
	3	2 or 3 times a month	493	3.14%	3.14%
	4	once a week	547	3.48%	3.49%
	5	more than once a week	432	2.75%	2.75%
		Total	15,694	99.96%	100%
Missing	8	don't know	7	0.04%	
		Total	7	0.04%	

Valid	Invalid	Minimum	Maximum
15694	7	0	5

#### H4RE9 - S13Q9 HOW IMPORTANT RELIG FAITH-W4

Type	Code
Measurement Unit	numeric
H4RE9	9. How important (if at all) is your religious faith to you?

			Frequency	% of total	% of valid
Valid	1	not important	2223	14.16%	14.2%
	2	somewhat important	4693	29.89%	29.97%
	3	very important	6791	43.25%	43.37%
	4	more important than anything else	1950	12.42%	12.45%
		Total	15,657	99.72%	100%
Missing	6	refused	24	0.15%	
	8	don't know	20	0.13%	
		Total	44	0.28%	

Valid	Invalid	Minimum	Maximum
15657	44	1	4

#### H4RE10 - S13Q10 HOW OFTEN PRAY IN PRIVATE-W4

Type	Code
Measurement Unit	numeric
H4RE10	10. How often do you pray privately, that is, when you're alone, in places other than a church, synagogue, temple, mosque, or religious assembly?

			Frequency	% of total	% of valid
--	--	--	-----------	------------	------------

Valid	0	never	2504	15.95%	15.98%
	1	less than once a month	1441	9.18%	9.2%
	2	once a month	685	4.36%	4.37%
	3	a few times a month	1522	9.69%	9.71%
	4	once a week	732	4.66%	4.67%
	5	a few times a week	2168	13.81%	13.84%
	6	once a day	3422	21.79%	21.84%
	7	more than once a day	3194	20.34%	20.39%
		Total	15,668	99.79%	100%
Missing	96	refused	22	0.14%	
	98	don't know	11	0.07%	
		Total	33	0.21%	

Valid	Invalid	Minimum	Maximum
15668	33	0	7

#### H4RE11 - S13Q11 HOW OFTEN TURN RELIG FOR PROBS-W4

Type	Code
Measurement Unit	numeric
H4RE11	11. How often do you turn to your religious or spiritual beliefs for help when you have personal problems, or problems at school or work?

			Frequency	% of total	% of valid
Valid	0	never	3130	19.94%	19.98%
	1	seldom	2087	13.29%	13.32%
	2	sometimes	3230	20.57%	20.62%
	3	often	3121	19.88%	19.92%
	4	very often	4098	26.1%	26.16%
		Total	15,666	99.78%	100%
Missing	6	refused	23	0.15%	
	8	don't know	12	0.08%	
		Total	35	0.22%	

Valid	Invalid	Minimum	Maximum
15666	35	0	4

#### H4MH1 - S14Q1 INTERRUPTD DURING 90 SEC RECALL-W4

Type	Code
Measurement Unit	numeric
H4MH1	1. Did any of the following happen: interruption during memory task?

	Frequency	% of total	% of valid
--	-----------	------------	------------

Valid	0	no	15003	95.55%	96.74%
	1	yes	505	3.22%	3.26%
		Total	15,508	98.77%	100%
Missing	5	not asked on pretest	193	1.23%	
		Total	193	1.23%	

Valid	Invalid	Minimum	Maximum
15508	193	0	1



Type	Code
Measurement Unit	numeric
C4WD90_1	How many total words on the Word List did the respondent remember during the 90-second recall period?

			Frequency	% of total	% of valid
Valid	0	0 words	16	0.1%	0.1%
	1	1 word	61	0.39%	0.39%
	2	2 words	109	0.69%	0.7%
	3	3 words	515	3.28%	3.29%
	4	4 words	1289	8.21%	8.23%
	5	5 words	2550	16.24%	16.29%
	6	6 words	3233	20.59%	20.65%
	7	7 words	3055	19.46%	19.52%
	8	8 words	2307	14.69%	14.74%
	9	9 words	1334	8.5%	8.52%
	10	10 words	677	4.31%	4.32%
	11	11 words	295	1.88%	1.88%
	12	12 words	134	0.85%	0.86%
	13	13 words	58	0.37%	0.37%
	14	14 words	11	0.07%	0.07%
	15	15 words	10	0.06%	0.06%
		Total	15,654	99.7%	100%
Missing	.	missing	14	0.09%	
	96	refused	26	0.17%	
	99	no Word List Recall Form for respondent	7	0.04%	
		Total	47	0.3%	

Valid	Invalid	Minimum	Maximum
15654	47	0	15



Type	Code
Measurement Unit	numeric
C4WD90_2	How many words not on the list did the respondent name?

			Frequency	% of total	% of valid
Valid	0	0 words	10141	64.59%	64.78%
	1	1 word	3783	24.09%	24.17%
	2	2 words	1132	7.21%	7.23%
	3	3 words	355	2.26%	2.27%
	4	4 words	125	0.8%	0.8%
	5	5 words	47	0.3%	0.3%
	6	6 words	25	0.16%	0.16%
	7	7 words	22	0.14%	0.14%
	8	8 words	9	0.06%	0.06%
	9	9 words	15	0.1%	0.1%
		Total	15,654	99.7%	100%
Missing	.	missing	14	0.09%	
	96	refused	26	0.17%	
	99	no Word List Recall Form for respondent	7	0.04%	
		Total	47	0.3%	

Valid	Invalid	Minimum	Maximum
15654	47	0	9



Type	Code
Measurement Unit	numeric
C4WD90_3	How many total words did the respondent repeat?

			Frequency	% of total	% of valid
--	--	--	-----------	------------	------------

Valid	0	0 words	10422	66.38%	66.58%
	1	1 word	2872	18.29%	18.35%
	2	2 words	1107	7.05%	7.07%
	3	3 words	464	2.96%	2.96%
	4	4 words	306	1.95%	1.95%
	5	5 words	198	1.26%	1.26%
	6	6 words	118	0.75%	0.75%
	7	7 words	57	0.36%	0.36%
	8	8 words	28	0.18%	0.18%
	9	9 words	35	0.22%	0.22%
	10	10 words	13	0.08%	0.08%
	11	11 words	9	0.06%	0.06%
	12	12 words	7	0.04%	0.04%
	13	13 words	8	0.05%	0.05%
	14	14 words	5	0.03%	0.03%
15	15 words	5	0.03%	0.03%	
		Total	15,654	99.7%	100%
Missing	.	missing	14	0.09%	
	96	refused	26	0.17%	
	99	no Word List Recall Form for respondent	7	0.04%	
		Total	47	0.3%	

Valid	Invalid	Minimum	Maximum
15654	47	0	15

 H4MH2 - S14Q2 HOW OFTEN FEEL ISOLATED-W4

Type	Code
Measurement Unit	numeric
H4MH2	2. How often do you feel isolated from others?

			Frequency	% of total	% of valid
Valid	0	never	6081	38.73%	38.75%
	1	rarely	4976	31.69%	31.71%
	2	sometimes	3770	24.01%	24.02%
	3	often	866	5.52%	5.52%
		Total	15,693	99.95%	100%
Missing	6	refused	2	0.01%	
	8	don't know	6	0.04%	
		Total	8	0.05%	

Valid	Invalid	Minimum	Maximum
-------	---------	---------	---------

15693	8	0	3
-------	---	---	---

#### H4MH3 - S14Q3 LST MNTH UNABLE CONTROL THINGS-W4

Type	Code
Measurement Unit	numeric
H4MH3	3. In the last 30 days, how often have you felt that you were unable to control the important things in your life?

			Frequency	% of total	% of valid
Valid	0	never	4786	30.48%	30.52%
	1	almost never	4356	27.74%	27.77%
	2	sometimes	4762	30.33%	30.36%
	3	fairly often	1235	7.87%	7.87%
	4	very often	545	3.47%	3.47%
		Total	15,684	99.89%	100%
Missing	6	refused	7	0.04%	
	8	don't know	10	0.06%	
		Total	17	0.11%	

Valid	Invalid	Minimum	Maximum
15684	17	0	4

#### H4MH4 - S14Q4 LST MNTH CONF HANDLE PERS PROB-W4

Type	Code
Measurement Unit	numeric
H4MH4	4. In the last 30 days, how often have you felt confident in your ability to handle your personal problems?

			Frequency	% of total	% of valid
Valid	0	never	413	2.63%	2.63%
	1	almost never	457	2.91%	2.91%
	2	sometimes	2815	17.93%	17.94%
	3	fairly often	5990	38.15%	38.17%
	4	very often	6019	38.34%	38.35%
		Total	15,694	99.96%	100%
Missing	6	refused	3	0.02%	
	8	don't know	4	0.03%	
		Total	7	0.04%	

Valid	Invalid	Minimum	Maximum
15694	7	0	4

#### H4MH5 - S14Q5 LST MNTH THINGS GOING YOUR WAY-W4



Type	Code
Measurement Unit	numeric
H4MH5	5. In the last 30 days, how often have you felt that things were going your way?

			Frequency	% of total	% of valid
Valid	0	never	497	3.17%	3.17%
	1	almost never	1028	6.55%	6.55%
	2	sometimes	5599	35.66%	35.69%
	3	fairly often	6325	40.28%	40.31%
	4	very often	2240	14.27%	14.28%
		Total	15,689	99.92%	100%
Missing	6	refused	5	0.03%	
	8	don't know	7	0.04%	
		Total	12	0.08%	

Valid	Invalid	Minimum	Maximum
15689	12	0	4

#### H4MH6 - S14Q6 LST MNTH DIFFICULTIES OVERWHELM-W4

Type	Code
Measurement Unit	numeric
H4MH6	6. In the last 30 days, how often have you felt that difficulties were piling up so high that you could not overcome them?

			Frequency	% of total	% of valid
Valid	0	never	4641	29.56%	29.59%
	1	almost never	5266	33.54%	33.57%
	2	sometimes	4151	26.44%	26.46%
	3	fairly often	1160	7.39%	7.4%
	4	very often	468	2.98%	2.98%
		Total	15,686	99.9%	100%
Missing	6	refused	4	0.03%	
	8	don't know	11	0.07%	
		Total	15	0.1%	

Valid	Invalid	Minimum	Maximum
15686	15	0	4

#### H4MH7 - S14Q7 COMPARED TO OTH HOW INTELLIGENT-W4

Type	Code
Measurement Unit	numeric

H4MH7	7. Compared to other people your age, how intelligent are you?
-------	--

			Frequency	% of total	% of valid
Valid	1	moderately below average	93	0.59%	0.59%
	2	slightly below average	520	3.31%	3.32%
	3	about average	5739	36.55%	36.6%
	4	slightly above average	4270	27.2%	27.23%
	5	moderately above average	4134	26.33%	26.36%
	6	extremely above average	926	5.9%	5.9%
Total			15,682	99.88%	100%
Missing	96	refused	3	0.02%	
	98	don't know	16	0.1%	
	Total			19	0.12%

Valid	Invalid	Minimum	Maximum
15682	19	1	6

#### H4MH8 - S14Q8 COMPARED TO OTH HOW ATTRACTIVE-W4

Type	Code
Measurement Unit	numeric
H4MH8	8. How attractive are you?

			Frequency	% of total	% of valid
Valid	1	very attractive	2794	17.8%	17.84%
	2	moderately attractive	7799	49.67%	49.79%
	3	slightly attractive	4689	29.86%	29.94%
	4	not at all attractive	381	2.43%	2.43%
Total			15,663	99.76%	100%
Missing	6	refused	6	0.04%	
	8	don't know	32	0.2%	
	Total			38	0.24%

Valid	Invalid	Minimum	Maximum
15663	38	1	4

#### H4MH9 - S14Q9 NUMBER OF KIDS INTEND TO HAVE-W4

Type	Code
Measurement Unit	numeric
H4MH9	9. Including any children you may already have, how many children, in total, do you intend to have? Respondent should include children he or she intends to adopt or foster.

			Frequency	% of total	% of valid
--	--	--	-----------	------------	------------

Valid	0	0 children	1282	8.17%	8.17%
	1	1 child	1755	11.18%	11.18%
	2	2 children	6640	42.29%	42.29%
	3	3 children	3862	24.6%	24.6%
	4	4 children	1379	8.78%	8.78%
	5	5 children	356	2.27%	2.27%
	6	6 children	138	0.88%	0.88%
	7	7 children	44	0.28%	0.28%
	8	8 children	213	1.36%	1.36%
	9	9 children	4	0.03%	0.03%
	10	10 children	28	0.18%	0.18%
		Total	15,701	100%	100%

Valid	Invalid	Minimum	Maximum
15701	0	0	10

#### H4MH10 - S14Q10 INTERRUPTD DURNG 60 SEC RECALL-W4

Type	Code
Measurement Unit	numeric
H4MH10	10. Did any of the following happen: interruption during memory task?

			Frequency	% of total	% of valid
Valid	0	no	15138	96.41%	96.42%
	1	yes	369	2.35%	2.35%
	5	not asked on pretest	193	1.23%	1.23%
		Total	15,700	99.99%	100%
Missing	6	refused	1	0.01%	
		Total	1	0.01%	

Valid	Invalid	Minimum	Maximum
15700	1	0	5

#### C4WD60\_1 - S14 # WORDS ON LIST RECALLED 60 SEC-W4

Type	Code
Measurement Unit	numeric
C4WD60_1	How many total words on the Word List did the respondent remember during the 60-second recall period?

	Frequency	% of total	% of valid
--	-----------	------------	------------

Valid	0	0 words	147	0.94%	0.94%
	1	1 word	265	1.69%	1.69%
	2	2 words	789	5.03%	5.05%
	3	3 words	1797	11.45%	11.49%
	4	4 words	2920	18.6%	18.67%
	5	5 words	3277	20.87%	20.95%
	6	6 words	2714	17.29%	17.35%
	7	7 words	1866	11.88%	11.93%
	8	8 words	986	6.28%	6.3%
	9	9 words	491	3.13%	3.14%
	10	10 words	202	1.29%	1.29%
	11	11 words	106	0.68%	0.68%
	12	12 words	32	0.2%	0.2%
	13	13 words	19	0.12%	0.12%
	14	14 words	9	0.06%	0.06%
15	15 words	19	0.12%	0.12%	
		Total	15,639	99.61%	100%
Missing	.	missing	21	0.13%	
	96	refused	41	0.26%	
		Total	62	0.39%	

Valid	Invalid	Minimum	Maximum
15639	62	0	15

 C4WD60\_2 - S14 # WORDS NOT ON LIST NAMED 60 SEC-W4

Type	Code
Measurement Unit	numeric
C4WD60_2	How many words not on the list did the respondent name?

			Frequency	% of total	% of valid
Valid	0	0 words	8895	56.65%	56.88%
	1	1 word	4098	26.1%	26.2%
	2	2 words	1592	10.14%	10.18%
	3	3 words	609	3.88%	3.89%
	4	4 words	215	1.37%	1.37%
	5	5 words	113	0.72%	0.72%
	6	6 words	44	0.28%	0.28%
	7	7 words	40	0.25%	0.26%
	8	8 words	8	0.05%	0.05%
9	9 words	25	0.16%	0.16%	
		Total	15,639	99.61%	100%

Missing	.	missing	21	0.13%	
	96	refused	41	0.26%	
		Total	62	0.39%	

Valid	Invalid	Minimum	Maximum
15639	62	0	9



Type	Code
Measurement Unit	numeric
C4WD60_3	How many total words did the respondent repeat?

			Frequency	% of total	% of valid
Valid	0	0 words	12733	81.1%	81.42%
	1	1 word	1717	10.94%	10.98%
	2	2 words	506	3.22%	3.24%
	3	3 words	258	1.64%	1.65%
	4	4 words	158	1.01%	1.01%
	5	5 words	80	0.51%	0.51%
	6	6 words	65	0.41%	0.42%
	7	7 words	34	0.22%	0.22%
	8	8 words	18	0.11%	0.12%
	9	9 words	17	0.11%	0.11%
	10	10 words	9	0.06%	0.06%
	11	11 words	10	0.06%	0.06%
	12	12 words	7	0.04%	0.04%
	13	13 words	8	0.05%	0.05%
	14	14 words	2	0.01%	0.01%
		Total	15,639	99.61%	100%
Missing	.	missing	21	0.13%	
	96	refused	41	0.26%	
		Total	62	0.39%	

Valid	Invalid	Minimum	Maximum
15639	62	0	15



Type	Code
Measurement Unit	numeric
H4MH11A	11A. 2-4 (4-2) Did respondent accurately repeat the set backwards?

			Frequency	% of total	% of valid
--	--	--	-----------	------------	------------

Valid	0	no	70	0.45%	0.45%
	1	yes	15600	99.36%	99.55%
		Total	15,670	99.8%	100%
Missing	6	refused	31	0.2%	
		Total	31	0.2%	

Valid	Invalid	Minimum	Maximum
15670	31	0	1

 H4MH11B - S14Q11B NUMBER STRING/5-7-W4

Type	Code
Measurement Unit	numeric
H4MH11B	11B. 5-7 (7-5) Did respondent accurately repeat the set backwards?

			Frequency	% of total	% of valid
Valid	0	no	22	0.14%	31.88%
	1	yes	47	0.3%	68.12%
		Total	69	0.44%	100%
Missing	6	refused	32	0.2%	
	7	legitimate skip	15600	99.36%	
		Total	15,632	99.56%	

Valid	Invalid	Minimum	Maximum
69	15632	0	1

 H4MH12A - S14Q12A NUMBER STRING/6-2-9-W4

Type	Code
Measurement Unit	numeric
H4MH12A	12A. 6-2-9 (9-2-6) Did respondent accurately repeat the set backwards?

			Frequency	% of total	% of valid
Valid	0	no	1610	10.25%	10.29%
	1	yes	14037	89.4%	89.71%
		Total	15,647	99.66%	100%
Missing	6	refused	32	0.2%	
	7	legitimate skip	22	0.14%	
		Total	54	0.34%	

Valid	Invalid	Minimum	Maximum
15647	54	0	1

 H4MH12B - S14Q12B NUMBER STRING/4-1-5-W4

Type	Code
Measurement Unit	numeric
H4MH12B	12B. 4-1-5 (5-1-4) Did respondent accurately repeat the set backwards?

			Frequency	% of total	% of valid
Valid	0	no	300	1.91%	18.63%
	1	yes	1310	8.34%	81.37%
	Total		1,610	10.25%	100%
Missing	6	refused	32	0.2%	
	7	legitimate skip	14059	89.54%	
	Total		14,091	89.75%	

Valid	Invalid	Minimum	Maximum
1610	14091	0	1

#### H4MH13A - S14Q13A NUMBER STRING/3-2-7-9-W4

Type	Code
Measurement Unit	numeric
H4MH13A	13A. 3-2-7-9 (9-7-2-3) Did respondent accurately repeat the set backwards?

			Frequency	% of total	% of valid
Valid	0	no	3182	20.27%	20.74%
	1	yes	12159	77.44%	79.26%
	Total		15,341	97.71%	100%
Missing	6	refused	32	0.2%	
	7	legitimate skip	322	2.05%	
	8	don't know	6	0.04%	
	Total		360	2.29%	

Valid	Invalid	Minimum	Maximum
15341	360	0	1

#### H4MH13B - S14Q13B NUMBER STRING/4-9-6-8-W4

Type	Code
Measurement Unit	numeric
H4MH13B	13B. 4-9-6-8 (8-6-9-4) Did respondent accurately repeat the set backwards?

			Frequency	% of total	% of valid
Valid	0	no	1521	9.69%	47.8%
	1	yes	1661	10.58%	52.2%
	Total		3,182	20.27%	100%

Missing	6	refused	32	0.2%	
	7	legitimate skip	12481	79.49%	
	8	don't know	6	0.04%	
		Total	12,519	79.73%	

Valid	Invalid	Minimum	Maximum
3182	12519	0	1

#### H4MH14A - S14Q14A NUMBER STRING/1-5-2-8-6-W4

Type	Code
Measurement Unit	numeric
H4MH14A	14A. 1-5-2-8-6 (6-8-2-5-1) Did respondent accurately repeat the set backwards?

			Frequency	% of total	% of valid
Valid	0	no	6850	43.63%	49.58%
	1	yes	6965	44.36%	50.42%
		Total	13,815	87.99%	100%
Missing	6	refused	32	0.2%	
	7	legitimate skip	1849	11.78%	
	8	don't know	5	0.03%	
		Total	1,886	12.01%	

Valid	Invalid	Minimum	Maximum
13815	1886	0	1

#### H4MH14B - S14Q14B NUMBER STRING/6-1-8-4-3-W4

Type	Code
Measurement Unit	numeric
H4MH14B	14B. 6-1-8-4-3 (3-4-8-1-6) Did respondent accurately repeat the set backwards

			Frequency	% of total	% of valid
Valid	0	no	4240	27%	61.92%
	1	yes	2608	16.61%	38.08%
		Total	6,848	43.62%	100%
Missing	6	refused	34	0.22%	
	7	legitimate skip	8814	56.14%	
	8	don't know	5	0.03%	
		Total	8,853	56.38%	

Valid	Invalid	Minimum	Maximum
-------	---------	---------	---------



6848	8853	0	1
------	------	---	---

#### H4MH15A - S14Q15A NUMBER STRING/5-3-9-4-1-8-W4

Type	Code
Measurement Unit	numeric
H4MH15A	15A. 5-3-9-4-1-8 (8-1-4-9-3-5) Did respondent accurately repeat the set backwards?

			Frequency	% of total	% of valid
Valid	0	no	5619	35.79%	58.79%
	1	yes	3938	25.08%	41.21%
	Total		9,557	60.87%	100%
Missing	6	refused	36	0.23%	
	7	legitimate skip	6094	38.81%	
	8	don't know	14	0.09%	
	Total		6,144	39.13%	

Valid	Invalid	Minimum	Maximum
9557	6144	0	1

#### H4MH15B - S14Q15B NUMBER STRING/7-2-4-8-5-6-W4

Type	Code
Measurement Unit	numeric
H4MH15B	15B. 7-2-4-8-5-6 (6-5-8-4-2-7) Did respondent accurately repeat the set backwards?

			Frequency	% of total	% of valid
Valid	0	no	3564	22.7%	63.3%
	1	yes	2066	13.16%	36.7%
	Total		5,630	35.86%	100%
Missing	6	refused	37	0.24%	
	7	legitimate skip	10032	63.89%	
	8	don't know	2	0.01%	
	Total		10,071	64.14%	

Valid	Invalid	Minimum	Maximum
5630	10071	0	1

#### H4MH16A - S14Q16A NUMBER STRING/8-1-2-9-3-6-5-W4

Type	Code
Measurement Unit	numeric

H4MH16A	16A. 8-1-2-9-3-6-5 (5-6-3-9-2-1-8) Did respondent accurately repeat the set backwards?
---------	--

			Frequency	% of total	% of valid
Valid	0	no	3774	24.04%	63.02%
	1	yes	2215	14.11%	36.98%
Total			5,989	38.14%	100%
Missing	6	refused	39	0.25%	
	7	legitimate skip	9660	61.52%	
	8	don't know	13	0.08%	
Total			9,712	61.86%	

Valid	Invalid	Minimum	Maximum
5989	9712	0	1

#### H4MH16B - S14Q16B NUMBER STRING/4-7-3-9-1-2-8-W4

Type	Code
Measurement Unit	numeric
H4MH16B	16B. 4-7-3-9-1-2-8 (8-2-1-9-3-7-4) Did respondent accurately repeat the set backwards?

			Frequency	% of total	% of valid
Valid	0	no	2516	16.02%	66.6%
	1	yes	1262	8.04%	33.4%
Total			3,778	24.06%	100%
Missing	6	refused	41	0.26%	
	7	legitimate skip	11875	75.63%	
	8	don't know	7	0.04%	
Total			11,923	75.94%	

Valid	Invalid	Minimum	Maximum
3778	11923	0	1

#### H4MH17A - S14Q17A NUMBER STRING/9-4-3-7-6-2-5-8-W4

Type	Code
Measurement Unit	numeric
H4MH17A	17A. 9-4-3-7-6-2-5-8 (8-5-2-6-7-3-4-9) Did respondent accurately repeat the set backwards?

			Frequency	% of total	% of valid
Valid	0	no	2627	16.73%	75.62%
	1	yes	847	5.39%	24.38%

		Total	3,474	22.13%	100%
Missing	6	refused	41	0.26%	
	7	legitimate skip	12183	77.59%	
	8	don't know	3	0.02%	
		Total	12,227	77.87%	

Valid	Invalid	Minimum	Maximum
3474	12227	0	1

#### H4MH17B - S14Q17B NUMBER STRING/7-2-8-1-9-6-5-3-W4

Type	Code
Measurement Unit	numeric
H4MH17B	17B. 7-2-8-1-9-6-5-3 (3-5-6-9-1-8-2-7) Did respondent accurately repeat the set backwards?

			Frequency	% of total	% of valid
Valid	0	no	2182	13.9%	83.09%
	1	yes	444	2.83%	16.91%
		Total	2,626	16.73%	100%
Missing	6	refused	41	0.26%	
	7	legitimate skip	13030	82.99%	
	8	don't know	4	0.03%	
		Total	13,075	83.27%	

Valid	Invalid	Minimum	Maximum
2626	13075	0	1

#### C4NUMSCR - TOTAL SCORE ON NUMBER RECALL TASK-W4

Type	Code
Measurement Unit	numeric
C4NUMSCR	Total Score on Number Recall Task

			Frequency	% of total	% of valid
Valid	0	0	30	0.19%	0.19%
	1	1	300	1.91%	1.91%
	2	2	1527	9.73%	9.74%
	3	3	4247	27.05%	27.09%
	4	4	3568	22.72%	22.76%
	5	5	2526	16.09%	16.11%
	6	6	2188	13.94%	13.96%
	7	7	1291	8.22%	8.23%
	Total	15,677	99.85%	100%	

Missing	96	refused	24	0.15%	
		Total	24	0.15%	

Valid	Invalid	Minimum	Maximum
15677	24	0	7

#### H4MH18 - S14Q18 PAST 7 DAYS BOTHERED BY THINGS-W4

Type	Code
Measurement Unit	numeric
H4MH18	18. How often was the following true during the past seven days? You were bothered by things that usually don't bother you.

			Frequency	% of total	% of valid
Valid	0	never or rarely	8958	57.05%	57.08%
	1	sometimes	5480	34.9%	34.92%
	2	a lot of the time	927	5.9%	5.91%
	3	most of the time or all of the time	330	2.1%	2.1%
		Total	15,695	99.96%	100%
Missing	6	refused	2	0.01%	
	8	don't know	4	0.03%	
		Total	6	0.04%	

Valid	Invalid	Minimum	Maximum
15695	6	0	3

#### H4MH19 - S14Q19 PAST 7 DAYS SHAKE OFF BLUES-W4

Type	Code
Measurement Unit	numeric
H4MH19	19. How often was the following true during the past seven days? You could not shake off the blues, even with help from your family and your friends.

			Frequency	% of total	% of valid
Valid	0	never or rarely	11715	74.61%	74.63%
	1	sometimes	3047	19.41%	19.41%
	2	a lot of the time	617	3.93%	3.93%
	3	most of the time or all of the time	318	2.03%	2.03%
		Total	15,697	99.97%	100%
Missing	6	refused	2	0.01%	
	8	don't know	2	0.01%	
		Total	4	0.03%	

Valid	Invalid	Minimum	Maximum
15697	4	0	3

 H4MH20 - S14Q20 PAST 7 DAYS FELT AS GOOD OTHERS-W4

Type	Code
Measurement Unit	numeric
H4MH20	20. How often was the following true during the past seven days? You felt you were just as good as other people.

			Frequency	% of total	% of valid
Valid	0	never or rarely	729	4.64%	4.65%
	1	sometimes	2606	16.6%	16.61%
	2	a lot of the time	5102	32.49%	32.52%
	3	most of the time or all of the time	7253	46.19%	46.23%
		Total	15,690	99.93%	100%
Missing	6	refused	3	0.02%	
	8	don't know	8	0.05%	
		Total	11	0.07%	

Valid	Invalid	Minimum	Maximum
15690	11	0	3

 H4MH21 - S14Q21 PAST 7 DAYS TROUBL CONCENTRTNG-W4

Type	Code
Measurement Unit	numeric
H4MH21	21. How often was the following true during the past seven days? You had trouble keeping your mind on what you were doing.

			Frequency	% of total	% of valid
Valid	0	never or rarely	5985	38.12%	38.14%
	1	sometimes	7271	46.31%	46.33%
	2	a lot of the time	1793	11.42%	11.42%
	3	most of the time or all of the time	645	4.11%	4.11%
		Total	15,694	99.96%	100%
Missing	6	refused	3	0.02%	
	8	don't know	4	0.03%	
		Total	7	0.04%	

Valid	Invalid	Minimum	Maximum
15694	7	0	3

 H4MH22 - S14Q22 PAST 7 DAYS FELT DEPRESSED-W4

Type	Code
Measurement Unit	numeric
H4MH22	22. How often was the following true during the past seven days? You felt depressed.

			Frequency	% of total	% of valid
Valid	0	never or rarely	10976	69.91%	69.92%
	1	sometimes	3705	23.6%	23.6%
	2	a lot of the time	668	4.25%	4.26%
	3	most of the time or all of the time	350	2.23%	2.23%
		Total	15,699	99.99%	100%
Missing	6	refused	1	0.01%	
	8	don't know	1	0.01%	
		Total	2	0.01%	

Valid	Invalid	Minimum	Maximum
15699	2	0	3

 H4MH23 - S14Q23 PAST 7 DAYS FELT TOO TIRED-W4

Type	Code
Measurement Unit	numeric
H4MH23	23. How often was the following true during the past seven days? You felt that you were too tired to do things.

			Frequency	% of total	% of valid
Valid	0	never or rarely	5280	33.63%	33.64%
	1	sometimes	7780	49.55%	49.56%
	2	a lot of the time	1974	12.57%	12.58%
	3	most of the time or all of the time	663	4.22%	4.22%
		Total	15,697	99.97%	100%
Missing	6	refused	2	0.01%	
	8	don't know	2	0.01%	
		Total	4	0.03%	

Valid	Invalid	Minimum	Maximum
15697	4	0	3

 H4MH24 - S14Q24 PAST 7 DAYS FELT HAPPY-W4

Type	Code
------	------

Measurement Unit	numeric
H4MH24	24. How often was the following true during the past seven days? You felt happy.

			Frequency	% of total	% of valid
Valid	0	never or rarely	312	1.99%	1.99%
	1	sometimes	3258	20.75%	20.76%
	2	a lot of the time	5870	37.39%	37.4%
	3	most of the time or all of the time	6257	39.85%	39.86%
Total			15,697	99.97%	100%
Missing	6	refused	3	0.02%	
	8	don't know	1	0.01%	
	Total		4	0.03%	

Valid	Invalid	Minimum	Maximum
15697	4	0	3

#### H4MH25 - S14Q25 PAST 7 DAYS ENJOYED LIFE-W4

Type	Code
Measurement Unit	numeric
H4MH25	25. How often was the following true during the past seven days? You enjoyed life.

			Frequency	% of total	% of valid
Valid	0	never or rarely	233	1.48%	1.48%
	1	sometimes	2484	15.82%	15.83%
	2	a lot of the time	5050	32.16%	32.18%
	3	most of the time or all of the time	7928	50.49%	50.51%
Total			15,695	99.96%	100%
Missing	6	refused	3	0.02%	
	8	don't know	3	0.02%	
	Total		6	0.04%	

Valid	Invalid	Minimum	Maximum
15695	6	0	3

#### H4MH26 - S14Q26 PAST 7 DAYS FELT SAD-W4

Type	Code
Measurement Unit	numeric

H4MH26	26. How often was the following true during the past seven days? You felt sad.
--------	--

			Frequency	% of total	% of valid
Valid	0	never or rarely	8002	50.96%	50.97%
	1	sometimes	6685	42.58%	42.59%
	2	a lot of the time	746	4.75%	4.75%
	3	most of the time or all of the time	265	1.69%	1.69%
		Total	15,698	99.98%	100%
Missing	6	refused	2	0.01%	
	8	don't know	1	0.01%	
		Total	3	0.02%	

Valid	Invalid	Minimum	Maximum
15698	3	0	3

#### H4MH27 - S14Q27 PAST 7 DAYS FELT DISLIKED-W4

Type	Code
Measurement Unit	numeric
H4MH27	27. How often was the following true during the past seven days? You felt that people disliked you.

			Frequency	% of total	% of valid
Valid	0	never or rarely	11726	74.68%	74.75%
	1	sometimes	3343	21.29%	21.31%
	2	a lot of the time	418	2.66%	2.66%
	3	most of the time or all of the time	201	1.28%	1.28%
		Total	15,688	99.92%	100%
Missing	6	refused	3	0.02%	
	8	don't know	10	0.06%	
		Total	13	0.08%	

Valid	Invalid	Minimum	Maximum
15688	13	0	3

#### H4MH28 - S14Q28 FEEL TREATED W/ LESS RESPECT-W4

Type	Code
Measurement Unit	numeric
H4MH28	28. In your day-to-day life, how often do you feel you have been treated with less respect or courtesy than other people?



			Frequency	% of total	% of valid
Valid	0	never	4964	31.62%	31.63%
	1	rarely	6837	43.54%	43.56%
	2	sometimes	3253	20.72%	20.73%
	3	often	640	4.08%	4.08%
		Total	15,694	99.96%	100%
Missing	6	refused	4	0.03%	
	8	don't know	3	0.02%	
		Total	7	0.04%	

Valid	Invalid	Minimum	Maximum
15694	7	0	3

 H4MH29 - S14Q29 REASON TREATED LESS RESPECT-W4

Type	Code
Measurement Unit	numeric
H4MH29	29. What do you think was the main reason for these experiences? Choose only one reason.

			Frequency	% of total	% of valid
Valid	1	your ancestry or national origin	73	0.46%	1.89%
	2	your gender	195	1.24%	5.06%
	3	your race	345	2.2%	8.95%
	4	your age	277	1.76%	7.18%
	5	your religion	34	0.22%	0.88%
	6	your height or weight	194	1.24%	5.03%
	7	your shade of skin color	63	0.4%	1.63%
	8	your sexual orientation	27	0.17%	0.7%
	9	your education or income	392	2.5%	10.17%
	10	a physical disability	77	0.49%	2%
	11	other	2179	13.88%	56.51%
		Total	3,856	24.56%	100%
Missing	.	missing	7	0.04%	
	96	refused	2	0.01%	
	97	legitimate skip	11801	75.16%	
	98	don't know	35	0.22%	
		Total	11,845	75.44%	

Valid	Invalid	Minimum	Maximum
3856	11845	1	11

 H4SE1 - S15Q1 THOUGHT ABOUT SUICIDE PST YR-W4

Type	Code
Measurement Unit	numeric
H4SE1	1. During the past 12 months, have you ever seriously thought about committing suicide?

			Frequency	% of total	% of valid
Valid	0	no	14554	92.69%	93.32%
	1	yes	1041	6.63%	6.68%
	Total		15,595	99.32%	100%
Missing	.	missing	3	0.02%	
	6	refused	23	0.15%	
	7	legitimate skip	73	0.46%	
	8	don't know	7	0.04%	
	Total		106	0.68%	

Valid	Invalid	Minimum	Maximum
15595	106	0	1

#### H4SE2 - S15Q2 NO TIMES ATTEMPT SUICIDE PST YR-W4

Type	Code
Measurement Unit	numeric
H4SE2	2. During the past 12 months, how many times have you actually attempted suicide?

			Frequency	% of total	% of valid
Valid	0	none	15382	97.97%	98.58%
	1	once	159	1.01%	1.02%
	2	twice	42	0.27%	0.27%
	3	3 or 4 times	11	0.07%	0.07%
	4	5 or more times	9	0.06%	0.06%
	Total		15,603	99.38%	100%
Missing	.	missing	3	0.02%	
	6	refused	17	0.11%	
	7	legitimate skip	73	0.46%	
	8	don't know	5	0.03%	
	Total		98	0.62%	

Valid	Invalid	Minimum	Maximum
15603	98	0	4

#### H4SE3 - S15Q3 SUICIDE ATTMPT CAUSE INJURY-W4

Type	Code
------	------

Measurement Unit	numeric
H4SE3	3. Did any [suicide] attempt result in an injury, poisoning, or overdose that had to be treated by a doctor or nurse?

			Frequency	% of total	% of valid
Valid	0	no	155	0.99%	70.14%
	1	yes	66	0.42%	29.86%
	Total		221	1.41%	100%
Missing	.	missing	3	0.02%	
	7	legitimate skip	15477	98.57%	
	Total		15,480	98.59%	

Valid	Invalid	Minimum	Maximum
221	15480	0	1

#### H4SE4 - S15Q4 FAMILY/FRNDS ATTEMPT SUICIDE-W4

Type	Code
Measurement Unit	numeric
H4SE4	4. During the past 12 months, have any of your family or friends tried to kill themselves?

			Frequency	% of total	% of valid
Valid	0	no	14587	92.9%	93.57%
	1	yes	1002	6.38%	6.43%
	Total		15,589	99.29%	100%
Missing	.	missing	3	0.02%	
	6	refused	16	0.1%	
	7	legitimate skip	73	0.46%	
	8	don't know	20	0.13%	
	Total		112	0.71%	

Valid	Invalid	Minimum	Maximum
15589	112	0	1

#### H4SE5 - S15Q5 FAMILY/FRND KILLED BY SUICIDE-W4

Type	Code
Measurement Unit	numeric
H4SE5	5. Have any of them died as a result [of attempting suicide]?

			Frequency	% of total	% of valid
Valid	0	no	673	4.29%	67.3%
	1	yes	327	2.08%	32.7%

		Total	1,000	6.37%	100%
Missing	.	missing	3	0.02%	
	6	refused	1	0.01%	
	7	legitimate skip	14696	93.6%	
	8	don't know	1	0.01%	
		Total	14,701	93.63%	

Valid	Invalid	Minimum	Maximum
1000	14701	0	1

#### H4SE6 - S15Q6 EVER HAVE VAGINAL SEX-W4

Type	Code
Measurement Unit	numeric
H4SE6	6. Have you ever had vaginal intercourse? (Vaginal intercourse is when a man inserts his penis into a woman's vagina.)

			Frequency	% of total	% of valid
Valid	0	no	888	5.66%	5.69%
	1	yes	14732	93.83%	94.31%
		Total	15,620	99.48%	100%
Missing	6	refused	65	0.41%	
	8	don't know	16	0.1%	
		Total	81	0.52%	

Valid	Invalid	Minimum	Maximum
15620	81	0	1

#### H4SE7 - S15Q7 AGE FIRST TIME VAGINAL SEX-W4

Type	Numeric (Double)
H4SE7	7. How old were you the first time you ever had vaginal intercourse?

			Frequency	% of total	% of valid
Missing	96	refused	82	0.52%	
	97	legitimate skip	969	6.17%	
	98	don't know	86	0.55%	
		Total	1,137	7.24%	

Valid	Invalid	Minimum	Maximum	Mean	StdDev
14564	1137	0	30	16.685045...	3.0290577...

#### H4SE8 - S15Q8 NUM PARTNERS VAGINAL SEX-W4

Type	Numeric (Double)
------	------------------

H4SE8	8. With how many partners have you ever had vaginal intercourse, even if only once?
-------	---

			Frequency	% of total	% of valid
Missing	9995	not asked in pretest	182	1.16%	
	9996	refused	273	1.74%	
	9997	legitimate skip	969	6.17%	
	9998	don't know	372	2.37%	
		Total	1,796	11.44%	

Valid	Invalid	Minimum	Maximum	Mean	StdDev
13905	1796	1	995	12.402876...	24.990077...

#### H4SE9 - S15Q9 EVER HAD ORAL SEX-W4

Type	Code
Measurement Unit	numeric
H4SE9	9. Have you ever had oral sex? That is, has a partner ever put his/her mouth on your sex organs or you put your mouth on his/her sex organs?

			Frequency	% of total	% of valid
Valid	0	no	1098	6.99%	7.09%
	1	yes	14378	91.57%	92.91%
		Total	15,476	98.57%	100%
Missing	6	refused	194	1.24%	
	8	don't know	31	0.2%	
		Total	225	1.43%	

Valid	Invalid	Minimum	Maximum
15476	225	0	1

#### H4SE10 - S15Q10 AGE 1ST TIME HAD ORAL SEX-W4

Type	Numeric (Double)
H4SE10	10. How old were you the very first time you had oral sex?

			Frequency	% of total	% of valid
Missing	96	refused	69	0.44%	
	97	legitimate skip	1323	8.43%	
	98	don't know	177	1.13%	
		Total	1,569	9.99%	

Valid	Invalid	Minimum	Maximum	Mean	StdDev
14132	1569	0	31	17.561208...	3.2822980...

 H4SE11 - S15Q11 EVER HAD ANAL INTERCOURSE-W4

Type	Code
Measurement Unit	numeric
H4SE11	11. Have you ever had anal intercourse? (By anal intercourse, we mean when a man inserts his penis into his partner's anus or butt hole.)

			Frequency	% of total	% of valid
Valid	0	no	8844	56.33%	57.05%
	1	yes	6659	42.41%	42.95%
	Total		15,503	98.74%	100%
Missing	6	refused	172	1.1%	
	8	don't know	26	0.17%	
	Total		198	1.26%	

Valid	Invalid	Minimum	Maximum
15503	198	0	1

 H4SE12 - S15Q12 AGE 1ST ANAL INTERCOURSE-W4

Type	Numeric (Double)
H4SE12	12. How old were you the very first time you had anal intercourse?

			Frequency	% of total	% of valid
Missing	96	refused	24	0.15%	
	97	legitimate skip	9042	57.59%	
	98	don't know	88	0.56%	
Total		9,154	58.3%		

Valid	Invalid	Minimum	Maximum	Mean	StdDev
6547	9154	0	33	21.503589...	3.9282960...

 H4SE13 - S15Q13 NO MALE PARTNER EVER HAD-W4

Type	Numeric (Double)
H4SE13	13. Considering all types of sexual activity, with how many male partners have you ever had sex?

			Frequency	% of total	% of valid
Missing	996	refused	282	1.8%	
	998	don't know	171	1.09%	
Total		453	2.89%		

Valid	Invalid	Minimum	Maximum	Mean	StdDev
15248	453	0	800	5.4131689...	14.638816...

 H4SE14 - S15Q14 BEST EST NO MALE PARTNERS-W4

Type	Code
Measurement Unit	numeric
H4SE14	14. What is your best estimate, is it:

			Frequency	% of total	% of valid
Valid	0	0 partners	16	0.1%	10.88%
	1	1 to 4 partners	4	0.03%	2.72%
	2	5 to 10 partners	19	0.12%	12.93%
	3	11 to 20 partners	34	0.22%	23.13%
	4	21 to 30 partners	28	0.18%	19.05%
	5	more than 30 partners	46	0.29%	31.29%
		Total	147	0.94%	100%
Missing	6	refused	6	0.04%	
	7	legitimate skip	15530	98.91%	
	8	don't know	18	0.11%	
		Total	15,554	99.06%	

Valid	Invalid	Minimum	Maximum
147	15554	0	5

 H4SE15 - S15Q15 NO MALE PTNR BFORE 18-W4

Type	Numeric (Double)
H4SE15	15. Considering all types of sexual activity, with how many male partners did you have sex before you were 18 years old, even if only one time?

			Frequency	% of total	% of valid
Missing	.	missing	24	0.15%	
	996	refused	212	1.35%	
	997	legitimate skip	6969	44.39%	
	998	don't know	71	0.45%	
		Total	7,276	46.34%	

Valid	Invalid	Minimum	Maximum	Mean	StdDev
8425	7276	0	200	2.5296142...	5.5936817...

 H4SE16 - S15Q16 BEST EST NO MALE PTNR BFORE 18-W4

Type	Code
Measurement Unit	numeric
H4SE16	16. What is your best estimate, is it:

			Frequency	% of total	% of valid
--	--	--	-----------	------------	------------

Valid	0	0 partners	2	0.01%	3.03%
	1	1 to 4 partners	16	0.1%	24.24%
	2	5 to 10 partners	31	0.2%	46.97%
	3	11 to 20 partners	10	0.06%	15.15%
	4	21 to 30 partners	4	0.03%	6.06%
	5	more than 30 partners	3	0.02%	4.55%
		Total	66	0.42%	100%
Missing	.	missing	24	0.15%	
	6	refused	1	0.01%	
	7	legitimate skip	15606	99.39%	
	8	don't know	4	0.03%	
		Total	15,635	99.58%	

Valid	Invalid	Minimum	Maximum
66	15635	0	5

#### H4SE17 - S15Q17 NO MALE PTNR LST YR -W4

Type	Numeric (Double)
H4SE17	17. Considering all types of sexual activity, with how many male partners have you had sex in the past 12 months, even if only one time?

			Frequency	% of total	% of valid
Missing	.	missing	7	0.04%	
	96	refused	150	0.96%	
	97	legitimate skip	7668	48.84%	
	98	don't know	32	0.2%	
		Total	7,857	50.04%	

Valid	Invalid	Minimum	Maximum	Mean	StdDev
7844	7857	0	75	1.4710606...	2.2914737...

#### H4SE18 - S15Q18 BEST EST NO MALE PTNR LST YR -W4

Type	Code
Measurement Unit	numeric
H4SE18	18. What is your best estimate, is it:

			Frequency	% of total	% of valid
Valid	0	0 partners	7	0.04%	36.84%
	1	1 to 4 partners	5	0.03%	26.32%
	2	5 to 10 partners	4	0.03%	21.05%
	3	11 to 20 partners	1	0.01%	5.26%
	5	more than 30 partners	2	0.01%	10.53%
		Total	19	0.12%	100%



Missing	.	missing	7	0.04%	
	7	legitimate skip	15662	99.75%	
	8	don't know	13	0.08%	
		Total	15,682	99.88%	

Valid	Invalid	Minimum	Maximum
19	15682	0	5

#### H4SE19 - S15Q19 NO FEMALE PRTNRS EVER HAD-W4

Type	Numeric (Double)
H4SE19	19. Considering all types of sexual activity, with how many female partners have you ever had sex?

			Frequency	% of total	% of valid
Missing	996	refused	215	1.37%	
	998	don't know	285	1.82%	
		Total	500	3.18%	

Valid	Invalid	Minimum	Maximum	Mean	StdDev
15201	500	0	600	7.5553582...	21.630217...

#### H4SE20 - S15Q20 EST NO FEMALE PTNRS EVER HAD-W4

Type	Code
Measurement Unit	numeric
H4SE20	20. What is your best estimate, is it:

			Frequency	% of total	% of valid
Valid	0	0 partners	17	0.11%	6.75%
	1	1 to 4 partners	9	0.06%	3.57%
	2	5 to 10 partners	22	0.14%	8.73%
	3	11 to 20 partners	52	0.33%	20.63%
	4	21 to 30 partners	45	0.29%	17.86%
	5	more than 30 partners	107	0.68%	42.46%
		Total	252	1.6%	100%
Missing	6	refused	3	0.02%	
	7	legitimate skip	15416	98.18%	
	8	don't know	30	0.19%	
		Total	15,449	98.4%	

Valid	Invalid	Minimum	Maximum
252	15449	0	5

#### H4SE21 - S15Q21 NO FEMALE PTNR BEFORE 18-W4

Type	Numeric (Double)
H4SE21	21. Considering all types of sexual activity, with how many female partners did you have sex before you were 18 years old, even if only one time?

			Frequency	% of total	% of valid
Missing	996	refused	157	1%	
	997	legitimate skip	7484	47.67%	
	998	don't know	145	0.92%	
Total			7,786	49.59%	

Valid	Invalid	Minimum	Maximum	Mean	StdDev
7915	7786	0	270	3.0717624...	7.8009029...

#### H4SE22 - S15Q22 EST NO FEMALE PTNR BEFORE 18-W4

Type	Code
Measurement Unit	numeric
H4SE22	22. What is your best estimate, is it:

			Frequency	% of total	% of valid
Valid	0	0 partners	5	0.03%	4.27%
	1	1 to 4 partners	34	0.22%	29.06%
	2	5 to 10 partners	29	0.18%	24.79%
	3	11 to 20 partners	13	0.08%	11.11%
	4	21 to 30 partners	17	0.11%	14.53%
	5	more than 30 partners	19	0.12%	16.24%
Total			117	0.75%	100%
Missing	6	refused	3	0.02%	
	7	legitimate skip	15556	99.08%	
	8	don't know	25	0.16%	
Total			15,584	99.25%	

Valid	Invalid	Minimum	Maximum
117	15584	0	5

#### H4SE23 - S15Q23 NO FEM PTNR LST YR-W4

Type	Numeric (Double)
H4SE23	23. Considering all types of sexual activity, with how many female partners have you had sex in the past 12 months?

			Frequency	% of total	% of valid
--	--	--	-----------	------------	------------

Missing	.	missing	2	0.01%	
	96	refused	132	0.84%	
	97	legitimate skip	7966	50.74%	
	98	don't know	58	0.37%	
		Total	8,158	51.96%	

Valid	Invalid	Minimum	Maximum	Mean	StdDev
7543	8158	0	56	1.7115206...	2.5695901...

#### H4SE24 - S15Q24 BEST EST NO FEM PTNR LST YR-W4

Type	Code
Measurement Unit	numeric
H4SE24	24. What is your best estimate, is it:

			Frequency	% of total	% of valid
Valid	0	0 partners	5	0.03%	12.2%
	1	1 to 4 partners	11	0.07%	26.83%
	2	5 to 10 partners	9	0.06%	21.95%
	3	11 to 20 partners	9	0.06%	21.95%
	4	21 to 30 partners	3	0.02%	7.32%
	5	more than 30 partners	4	0.03%	9.76%
		Total	41	0.26%	100%
Missing	.	missing	2	0.01%	
	6	refused	2	0.01%	
	7	legitimate skip	15641	99.62%	
	8	don't know	15	0.1%	
		Total	15,660	99.74%	

Valid	Invalid	Minimum	Maximum
41	15660	0	5

#### H4SE25 - S15Q25 NO SEX PTNR ONLY 1 OCCASSION-W4

Type	Numeric (Double)
H4SE25	25. Considering all types of sexual activity, with how many partners, male or female, have you had sex on one and only one occasion?

			Frequency	% of total	% of valid
Missing	.	missing	28	0.18%	
	996	refused	279	1.78%	
	997	legitimate skip	392	2.5%	
	998	don't know	305	1.94%	
		Total	1,004	6.39%	

Valid	Invalid	Minimum	Maximum	Mean	StdDev
14697	1004	0	650	4.1994284...	14.019152...

 H4SE26A - S15Q26A PST 12 MTHS-USE CONDOMS-W4

Type	Code
Measurement Unit	numeric
H4SE26A	26A. In the past 12 months, did you or your partner(s) use any of these methods for birth control or disease prevention? Select all that apply. condoms (rubbers)

			Frequency	% of total	% of valid
Valid	0	not selected	6116	38.95%	45.72%
	1	selected	7262	46.25%	54.28%
		Total	13,378	85.2%	100%
Missing	.	missing	24	0.15%	
	6	refused	18	0.11%	
	7	legitimate skip	2256	14.37%	
	8	don't know	25	0.16%	
		Total	2,323	14.8%	

Valid	Invalid	Minimum	Maximum
13378	2323	0	1

 H4SE26B - S15Q26B PST 12 MTHS-USE FEMALE CONDOMS-W4

Type	Code
Measurement Unit	numeric
H4SE26B	26B. In the past 12 months, did you or your partner(s) use any of these methods for birth control or disease prevention? Select all that apply. female condom

			Frequency	% of total	% of valid
Valid	0	not selected	13214	84.16%	98.77%
	1	selected	164	1.04%	1.23%
		Total	13,378	85.2%	100%
Missing	.	missing	24	0.15%	
	6	refused	18	0.11%	
	7	legitimate skip	2256	14.37%	
	8	don't know	25	0.16%	
		Total	2,323	14.8%	

Valid	Invalid	Minimum	Maximum
13378	2323	0	1

 H4SE26C - S15Q26C PST 12 MOS-ORAL BIRTH CONTROL-W4

Type	Code
Measurement Unit	numeric
H4SE26C	26C. In the past 12 months, did you or your partner(s) use any of these methods for birth control or disease prevention? Select all that apply. birth control pills

			Frequency	% of total	% of valid
Valid	0	not selected	8502	54.15%	63.55%
	1	selected	4876	31.06%	36.45%
Total			13,378	85.2%	100%
Missing	.	missing	24	0.15%	
	6	refused	18	0.11%	
	7	legitimate skip	2256	14.37%	
	8	don't know	25	0.16%	
Total			2,323	14.8%	

Valid	Invalid	Minimum	Maximum
13378	2323	0	1

 H4SE26D - S15Q26D PST 12 MTHS-BRTH CTRL INJECT-W4

Type	Code
Measurement Unit	numeric
H4SE26D	26D. In the past 12 months, did you or your partner(s) use any of these methods for birth control or disease prevention? Select all that apply. shot (Depo-Provera)

			Frequency	% of total	% of valid
Valid	0	not selected	12767	81.31%	95.43%
	1	selected	611	3.89%	4.57%
Total			13,378	85.2%	100%
Missing	.	missing	24	0.15%	
	6	refused	18	0.11%	
	7	legitimate skip	2256	14.37%	
	8	don't know	25	0.16%	
Total			2,323	14.8%	

Valid	Invalid	Minimum	Maximum
13378	2323	0	1

 H4SE26E - S15Q26E PST 12 MTHS-EMERG CNTRCPTN-W4

Type	Code
------	------

Measurement Unit	numeric
H4SE26E	26E. In the past 12 months, did you or your partner(s) use any of these methods for birth control or disease prevention? Select all that apply. emergency contraception or 'morning after' pill

			Frequency	% of total	% of valid
Valid	0	not selected	13045	83.08%	97.51%
	1	selected	333	2.12%	2.49%
		Total	13,378	85.2%	100%
Missing	.	missing	24	0.15%	
	6	refused	18	0.11%	
	7	legitimate skip	2256	14.37%	
	8	don't know	25	0.16%	
		Total	2,323	14.8%	

Valid	Invalid	Minimum	Maximum
13378	2323	0	1

#### H4SE26F - S15Q26F PST 12 MTHS-BRTH CTRL IMPLANT-W4

Type	Code
Measurement Unit	numeric
H4SE26F	26F. In the past 12 months, did you or your partner(s) use any of these methods for birth control or disease prevention? Select all that apply. Norplant

			Frequency	% of total	% of valid
Valid	0	not selected	13343	84.98%	99.74%
	1	selected	35	0.22%	0.26%
		Total	13,378	85.2%	100%
Missing	.	missing	24	0.15%	
	6	refused	18	0.11%	
	7	legitimate skip	2256	14.37%	
	8	don't know	25	0.16%	
		Total	2,323	14.8%	

Valid	Invalid	Minimum	Maximum
13378	2323	0	1

#### H4SE26G - S15Q26G PST 12 MTHS-DIAPHRAGM-W4

Type	Code
Measurement Unit	numeric

H4SE26G	26G. In the past 12 months, did you or your partner(s) use any of these methods for birth control or disease prevention? Select all that apply. diaphragm, cap or shield
---------	--

			Frequency	% of total	% of valid
Valid	0	not selected	13315	84.8%	99.53%
	1	selected	63	0.4%	0.47%
Total			13,378	85.2%	100%
Missing	.	missing	24	0.15%	
	6	refused	18	0.11%	
	7	legitimate skip	2256	14.37%	
	8	don't know	25	0.16%	
Total			2,323	14.8%	

Valid	Invalid	Minimum	Maximum
13378	2323	0	1

#### H4SE26H - S15Q26H PST 12 MTHS-IUD-W4

Type	Code
Measurement Unit	numeric
H4SE26H	26H. In the past 12 months, did you or your partner(s) use any of these methods for birth control or disease prevention? Select all that apply. IUD (intrauterine device), coil, loop

			Frequency	% of total	% of valid
Valid	0	not selected	12776	81.37%	95.5%
	1	selected	602	3.83%	4.5%
Total			13,378	85.2%	100%
Missing	.	missing	24	0.15%	
	6	refused	18	0.11%	
	7	legitimate skip	2256	14.37%	
	8	don't know	25	0.16%	
Total			2,323	14.8%	

Valid	Invalid	Minimum	Maximum
13378	2323	0	1

#### H4SE26I - S15Q26I PST 12 MTHS-NTRL FAM PLANNING-W4

Type	Code
Measurement Unit	numeric

H4SE26I	26I. In the past 12 months, did you or your partner(s) use any of these methods for birth control or disease prevention? Select all that apply. natural family planning (safe periods by temperature, cervical mucus test)
---------	--

			Frequency	% of total	% of valid
Valid	0	not selected	13190	84.01%	98.59%
	1	selected	188	1.2%	1.41%
Total			13,378	85.2%	100%
Missing	.	missing	24	0.15%	
	6	refused	18	0.11%	
	7	legitimate skip	2256	14.37%	
	8	don't know	25	0.16%	
Total			2,323	14.8%	

Valid	Invalid	Minimum	Maximum
13378	2323	0	1

#### H4SE26J - S15Q26J PST 12 MTHS-WITHDRAWAL METHOD-W4

Type	Code
Measurement Unit	numeric
H4SE26J	26J. In the past 12 months, did you or your partner(s) use any of these methods for birth control or disease prevention? Select all that apply. withdrawal (pulling out)

			Frequency	% of total	% of valid
Valid	0	not selected	10636	67.74%	79.5%
	1	selected	2742	17.46%	20.5%
Total			13,378	85.2%	100%
Missing	.	missing	24	0.15%	
	6	refused	18	0.11%	
	7	legitimate skip	2256	14.37%	
	8	don't know	25	0.16%	
Total			2,323	14.8%	

Valid	Invalid	Minimum	Maximum
13378	2323	0	1

#### H4SE26K - S15Q26K PST 12 MTHS-RHYTHM METHOD-W4

Type	Code
Measurement Unit	numeric



H4SE26K	26K. In the past 12 months, did you or your partner(s) use any of these methods for birth control or disease prevention? Select all that apply. rhythm or safe period by calendar
---------	---

			Frequency	% of total	% of valid
Valid	0	not selected	13028	82.98%	97.38%
	1	selected	350	2.23%	2.62%
Total			13,378	85.2%	100%
Missing	.	missing	24	0.15%	
	6	refused	18	0.11%	
	7	legitimate skip	2256	14.37%	
	8	don't know	25	0.16%	
Total			2,323	14.8%	

Valid	Invalid	Minimum	Maximum
13378	2323	0	1

#### H4SE26L - S15Q26L PST 12 MTHS-VAGINAL SPONGE-W4

Type	Code
Measurement Unit	numeric
H4SE26L	26L. In the past 12 months, did you or your partner(s) use any of these methods for birth control or disease prevention? Select all that apply. vaginal sponge

			Frequency	% of total	% of valid
Valid	0	not selected	13349	85.02%	99.78%
	1	selected	29	0.18%	0.22%
Total			13,378	85.2%	100%
Missing	.	missing	24	0.15%	
	6	refused	18	0.11%	
	7	legitimate skip	2256	14.37%	
	8	don't know	25	0.16%	
Total			2,323	14.8%	

Valid	Invalid	Minimum	Maximum
13378	2323	0	1

#### H4SE26M - S15Q26M PST 12 MTHS-SPERMICIDE CRM-W4

Type	Code
Measurement Unit	numeric

H4SE26M	26M. In the past 12 months, did you or your partner(s) use any of these methods for birth control or disease prevention? Select all that apply. spermicide foam, jelly, creme, suppositories
---------	--

			Frequency	% of total	% of valid
Valid	0	not selected	13098	83.42%	97.91%
	1	selected	280	1.78%	2.09%
		Total	13,378	85.2%	100%
Missing	.	missing	24	0.15%	
	6	refused	18	0.11%	
	7	legitimate skip	2256	14.37%	
	8	don't know	25	0.16%	
		Total	2,323	14.8%	

Valid	Invalid	Minimum	Maximum
13378	2323	0	1

#### H4SE26N - S15Q26N PST 12 MTHS-RING-W4

Type	Code
Measurement Unit	numeric
H4SE26N	26N. In the past 12 months, did you or your partner(s) use any of these methods for birth control or disease prevention? Select all that apply. ring (NuvaRing)

			Frequency	% of total	% of valid
Valid	0	not selected	12874	81.99%	96.23%
	1	selected	504	3.21%	3.77%
		Total	13,378	85.2%	100%
Missing	.	missing	24	0.15%	
	6	refused	18	0.11%	
	7	legitimate skip	2256	14.37%	
	8	don't know	25	0.16%	
		Total	2,323	14.8%	

Valid	Invalid	Minimum	Maximum
13378	2323	0	1

#### H4SE26O - S15Q26O PST 12 MTHS-CONTRACPTVE PTCH-W4

Type	Code
Measurement Unit	numeric

H4SE26O	26O. In the past 12 months, did you or your partner(s) use any of these methods for birth control or disease prevention? Select all that apply. Patch (Ortho Evra)
---------	--

			Frequency	% of total	% of valid
Valid	0	not selected	13155	83.78%	98.33%
	1	selected	223	1.42%	1.67%
Total			13,378	85.2%	100%
Missing	.	missing	24	0.15%	
	6	refused	18	0.11%	
	7	legitimate skip	2256	14.37%	
	8	don't know	25	0.16%	
Total			2,323	14.8%	

Valid	Invalid	Minimum	Maximum
13378	2323	0	1

 H4SE26P - S15Q26P PST 12 MTHS-CONTRACPTVE FILM-W4

Type	Code
Measurement Unit	numeric
H4SE26P	26P. In the past 12 months, did you or your partner(s) use any of these methods for birth control or disease prevention? Select all that apply. contraceptive film

			Frequency	% of total	% of valid
Valid	0	not selected	13308	84.76%	99.48%
	1	selected	70	0.45%	0.52%
Total			13,378	85.2%	100%
Missing	.	missing	24	0.15%	
	6	refused	18	0.11%	
	7	legitimate skip	2256	14.37%	
	8	don't know	25	0.16%	
Total			2,323	14.8%	

Valid	Invalid	Minimum	Maximum
13378	2323	0	1

 H4SE26Q - S15Q26Q PST 12 MTHS-EMERG IUD INSERT-W4

Type	Code
Measurement Unit	numeric

H4SE26Q	26Q. In the past 12 months, did you or your partner(s) use any of these methods for birth control or disease prevention? Select all that apply. emergency IUD insertion
---------	--

			Frequency	% of total	% of valid
Valid	0	not selected	13364	85.12%	99.9%
	1	selected	14	0.09%	0.1%
Total			13,378	85.2%	100%
Missing	.	missing	24	0.15%	
	6	refused	18	0.11%	
	7	legitimate skip	2256	14.37%	
	8	don't know	25	0.16%	
Total			2,323	14.8%	

Valid	Invalid	Minimum	Maximum
13378	2323	0	1

#### H4SE26R - S15Q26R PST 12 MTHS-PARTNER VASECTOMY-W4

Type	Code
Measurement Unit	numeric
H4SE26R	26R. In the past 12 months, did you or your partner(s) use any of these methods for birth control or disease prevention? Select all that apply. Vasectomy

			Frequency	% of total	% of valid
Valid	0	not selected	13121	83.57%	98.08%
	1	selected	257	1.64%	1.92%
Total			13,378	85.2%	100%
Missing	.	missing	24	0.15%	
	6	refused	18	0.11%	
	7	legitimate skip	2256	14.37%	
	8	don't know	25	0.16%	
Total			2,323	14.8%	

Valid	Invalid	Minimum	Maximum
13378	2323	0	1

#### H4SE26S - S15Q26S PST 12 MTHS-TUBAL LIGATION-W4

Type	Code
Measurement Unit	numeric

H4SE26S	26S. In the past 12 months, did you or your partner(s) use any of these methods for birth control or disease prevention? Select all that apply. tubal ligation/sterilization
---------	--

			Frequency	% of total	% of valid
Valid	0	not selected	12922	82.3%	96.59%
	1	selected	456	2.9%	3.41%
Total			13,378	85.2%	100%
Missing	.	missing	24	0.15%	
	6	refused	18	0.11%	
	7	legitimate skip	2256	14.37%	
	8	don't know	25	0.16%	
Total			2,323	14.8%	

Valid	Invalid	Minimum	Maximum
13378	2323	0	1

#### H4SE26T - S15Q26T PST 12 MTHS-OTHR CONTRACEPTVE-W4

Type	Code
Measurement Unit	numeric
H4SE26T	26T. In the past 12 months, did you or your partner(s) use any of these methods for birth control or disease prevention? Select all that apply. some other method

			Frequency	% of total	% of valid
Valid	0	not selected	13304	84.73%	99.45%
	1	selected	74	0.47%	0.55%
Total			13,378	85.2%	100%
Missing	.	missing	24	0.15%	
	6	refused	18	0.11%	
	7	legitimate skip	2256	14.37%	
	8	don't know	25	0.16%	
Total			2,323	14.8%	

Valid	Invalid	Minimum	Maximum
13378	2323	0	1

#### H4SE26U - S15Q26U PST 12 MTHS ARVS USED-W4

Type	Code
Measurement Unit	numeric

H4SE26U	26U. In the past 12 months, did you or your partner(s) use any of these methods for birth control or disease prevention? Select all that apply. Anti-retroviral or HIV/AIDS drugs
---------	---

			Frequency	% of total	% of valid
Valid	0	not selected	13204	84.1%	99.95%
	1	selected	7	0.04%	0.05%
Total			13,211	84.14%	100%
Missing	.	missing	24	0.15%	
	5	not asked in pretest	167	1.06%	
	6	refused	18	0.11%	
	7	legitimate skip	2256	14.37%	
	8	don't know	25	0.16%	
Total			2,490	15.86%	

Valid	Invalid	Minimum	Maximum
13211	2490	0	1

#### H4SE26V - S15Q26V PST 12 MTHS NO METHOD USED-W4

Type	Code
Measurement Unit	numeric
H4SE26V	26V. In the past 12 months, did you or your partner(s) use any of these methods for birth control or disease prevention? Select all that apply. no method used

			Frequency	% of total	% of valid
Valid	0	not selected	11087	70.61%	82.87%
	1	selected	2291	14.59%	17.13%
Total			13,378	85.2%	100%
Missing	.	missing	24	0.15%	
	6	refused	18	0.11%	
	7	legitimate skip	2256	14.37%	
	8	don't know	25	0.16%	
Total			2,323	14.8%	

Valid	Invalid	Minimum	Maximum
13378	2323	0	1

#### H4SE27 - S15Q27 SEX W/ MORE 1 PTNR SAME TIME-W4

Type	Code
Measurement Unit	numeric

H4SE27	27. In the past 12 months, did you have sex with more than one partner at around the same time?
--------	---

			Frequency	% of total	% of valid
Valid	0	no	11300	71.97%	84.27%
	1	yes	2110	13.44%	15.73%
Total			13,410	85.41%	100%
Missing	.	missing	24	0.15%	
	6	refused	9	0.06%	
	7	legitimate skip	2256	14.37%	
	8	don't know	2	0.01%	
Total			2,291	14.59%	

Valid	Invalid	Minimum	Maximum
13410	2291	0	1

#### H4SE28 - S15Q28 TX PAID FOR SEX/ WAS PAID SEX-W4

Type	Code
Measurement Unit	numeric
H4SE28	28. In the past 12 months, how many times have you paid someone to have sex with you or has someone paid you to have sex with them?

			Frequency	% of total	% of valid
Valid	0	none	13129	83.62%	97.9%
	1	1 to 2 times	203	1.29%	1.51%
	2	3 to 10 times	59	0.38%	0.44%
	3	11 to 25 times	11	0.07%	0.08%
	4	26 or more times	8	0.05%	0.06%
Total			13,410	85.41%	100%
Missing	.	missing	24	0.15%	
	6	refused	7	0.04%	
	7	legitimate skip	2256	14.37%	
	8	don't know	4	0.03%	
Total			2,291	14.59%	

Valid	Invalid	Minimum	Maximum
13410	2291	0	4

#### H4SE29 - S15Q29 ROMANTIC ATTRACT TO FEMALES-W4

Type	Code
Measurement Unit	numeric
H4SE29	29. Are you romantically attracted to females?

			Frequency	% of total	% of valid
Valid	0	no	7813	49.76%	49.93%
	1	yes	7836	49.91%	50.07%
		Total	15,649	99.67%	100%
Missing	6	refused	33	0.21%	
	8	don't know	19	0.12%	
		Total	52	0.33%	

Valid	Invalid	Minimum	Maximum
15649	52	0	1

#### H4SE30 - S15Q30 ROMANTIC ATTRACT TO MALE-W4

Type	Code
Measurement Unit	numeric
H4SE30	30. Are you romantically attracted to males?

			Frequency	% of total	% of valid
Valid	0	no	7224	46.01%	46.13%
	1	yes	8436	53.73%	53.87%
		Total	15,660	99.74%	100%
Missing	6	refused	28	0.18%	
	8	don't know	13	0.08%	
		Total	41	0.26%	

Valid	Invalid	Minimum	Maximum
15660	41	0	1

#### H4SE31 - S15Q31 SEXUAL SELF DEFINITION-W4

Type	Code
Measurement Unit	numeric
H4SE31	31. Please choose the description that best fits how you think about yourself

			Frequency	% of total	% of valid
--	--	--	-----------	------------	------------



Valid	1	100% heterosexual (straight)	13447	85.64%	86.02%
	2	mostly heterosexual (straight), but somewhat attracted to people of your own sex	1526	9.72%	9.76%
	3	bisexual that is, attracted to men and women equally	248	1.58%	1.59%
	4	mostly homosexual (gay), but somewhat attracted to people of the opposite sex	131	0.83%	0.84%
	5	100% homosexual (gay)	209	1.33%	1.34%
	6	not sexually attracted to either males or females	71	0.45%	0.45%
		Total	15,632	99.56%	100%
Missing	96	refused	47	0.3%	
	98	don't know	22	0.14%	
		Total	69	0.44%	

Valid	Invalid	Minimum	Maximum
15632	69	1	6

#### H4SE32 - S15Q32 EVER NON-PHYS FORCED SEX-W4

Type	Code
Measurement Unit	numeric
H4SE32	32. Have you ever been forced, in a non-physical way, to have any type of sexual activity against your will? For example, through verbal pressure, threats of harm, or by being given alcohol or drugs? Do not include any experiences with a parent or adult caregiver.

			Frequency	% of total	% of valid
Valid	0	no	13711	87.33%	87.66%
	1	yes	1931	12.3%	12.34%
		Total	15,642	99.62%	100%
Missing	6	refused	48	0.31%	
	8	don't know	11	0.07%	
		Total	59	0.38%	

Valid	Invalid	Minimum	Maximum
15642	59	0	1

#### H4SE33 - S15Q33 AGE 1ST NON-PHYS FORCED SEX-W4

Type	Numeric (Double)
H4SE33	33. How old were you the first or only time this happened?

			Frequency	% of total	% of valid
Missing	96	refused	11	0.07%	
	97	legitimate skip	13770	87.7%	
	98	don't know	25	0.16%	
		Total	13,806	87.93%	

Valid	Invalid	Minimum	Maximum	Mean	StdDev
1895	13806	0	32	16.252770...	6.0514305...

#### H4SE34 - S15Q34 EVER PHYS FORCED TO HAVE SEX-W4

Type	Code
Measurement Unit	numeric
H4SE34	34. Have you ever been physically forced to have any type of sexual activity against your will? Do not include any experiences with a parent or adult caregiver.

			Frequency	% of total	% of valid
Valid	0	no	14349	91.39%	91.75%
	1	yes	1291	8.22%	8.25%
	Total		15,640	99.61%	100%
Missing	6	refused	50	0.32%	
	8	don't know	11	0.07%	
	Total		61	0.39%	

Valid	Invalid	Minimum	Maximum
15640	61	0	1

#### H4SE35 - S15Q35 AGE 1ST TIME PHYS FORCED SEX-W4

Type	Numeric (Double)
H4SE35	35. How old were you the first or only time this happened?

			Frequency	% of total	% of valid
Missing	96	refused	3	0.02%	
	97	legitimate skip	14410	91.78%	
	98	don't know	9	0.06%	
		Total	14,422	91.85%	

Valid	Invalid	Minimum	Maximum	Mean	StdDev
1279	14422	0	32	15.367474...	6.1260422...

#### H4SE36A - S15Q36A EVER DIAGNOSED-CHLAMYDIA-W4

Type	Code
Measurement Unit	numeric

H4SE36A	36A. Have you ever been told by a doctor, nurse, or other health professional that you had the following sexually transmitted disease? Select all of the diseases you have had. Chlamydia
---------	---

			Frequency	% of total	% of valid
Valid	0	not selected	13653	86.96%	88.83%
	1	selected	1717	10.94%	11.17%
		Total	15,370	97.89%	100%
Missing	6	refused	208	1.32%	
	8	don't know	123	0.78%	
		Total	331	2.11%	

Valid	Invalid	Minimum	Maximum
15370	331	0	1

#### H4SE36B - S15Q36B EVER DIAGNOSED-GONORRHEA-W4

Type	Code
Measurement Unit	numeric
H4SE36B	36B. Have you ever been told by a doctor, nurse, or other health professional that you had the following sexually transmitted disease? Select all of the diseases you have had. Gonorrhea

			Frequency	% of total	% of valid
Valid	0	not selected	14813	94.34%	96.38%
	1	selected	557	3.55%	3.62%
		Total	15,370	97.89%	100%
Missing	6	refused	208	1.32%	
	8	don't know	123	0.78%	
		Total	331	2.11%	

Valid	Invalid	Minimum	Maximum
15370	331	0	1

#### H4SE36C - S15Q36C EVER DIAGNOSED-TRICHOMONIASIS-W4

Type	Code
Measurement Unit	numeric
H4SE36C	36C. Have you ever been told by a doctor, nurse, or other health professional that you had the following sexually transmitted disease? Select all of the diseases you have had. Trichomoniasis

			Frequency	% of total	% of valid
Valid	0	not selected	14884	94.8%	96.84%
	1	selected	486	3.1%	3.16%

		Total	15,370	97.89%	100%
Missing	6	refused	208	1.32%	
	8	don't know	123	0.78%	
		Total	331	2.11%	

Valid	Invalid	Minimum	Maximum
15370	331	0	1

#### H4SE36D - S15Q36D EVER DIAGNOSED-SYPHILIS-W4

Type	Code
Measurement Unit	numeric
H4SE36D	36D. Have you ever been told by a doctor, nurse, or other health professional that you had the following sexually transmitted disease? Select all of the diseases you have had. Syphilis

			Frequency	% of total	% of valid
Valid	0	not selected	15330	97.64%	99.74%
	1	selected	40	0.25%	0.26%
		Total	15,370	97.89%	100%
Missing	6	refused	208	1.32%	
	8	don't know	123	0.78%	
		Total	331	2.11%	

Valid	Invalid	Minimum	Maximum
15370	331	0	1

#### H4SE36E - S15Q36E EVER DIAGNOSED-GENITAL HERPES-W4

Type	Code
Measurement Unit	numeric
H4SE36E	36E. Have you ever been told by a doctor, nurse, or other health professional that you had the following sexually transmitted disease? Select all of the diseases you have had. Genital herpes

			Frequency	% of total	% of valid
Valid	0	not selected	14915	94.99%	97.04%
	1	selected	455	2.9%	2.96%
		Total	15,370	97.89%	100%
Missing	6	refused	208	1.32%	
	8	don't know	123	0.78%	
		Total	331	2.11%	

Valid	Invalid	Minimum	Maximum
-------	---------	---------	---------

15370	331	0	1
-------	-----	---	---

#### H4SE36F - S15Q36F EVER DIAGNOSED-GENITAL WARTS-W4

Type	Code
Measurement Unit	numeric
H4SE36F	36F. Have you ever been told by a doctor, nurse, or other health professional that you had the following sexually transmitted disease? Select all of the diseases you have had. Genital warts

			Frequency	% of total	% of valid
Valid	0	not selected	14984	95.43%	97.49%
	1	selected	386	2.46%	2.51%
	Total		15,370	97.89%	100%
Missing	6	refused	208	1.32%	
	8	don't know	123	0.78%	
	Total		331	2.11%	

Valid	Invalid	Minimum	Maximum
15370	331	0	1

#### H4SE36G - S15Q36G EVER DIAGNOSED-HEPATITIS B-W4

Type	Code
Measurement Unit	numeric
H4SE36G	36G. Have you ever been told by a doctor, nurse, or other health professional that you had the following sexually transmitted disease? Select all of the diseases you have had. Hepatitis B (HBV)

			Frequency	% of total	% of valid
Valid	0	not selected	15338	97.69%	99.79%
	1	selected	32	0.2%	0.21%
	Total		15,370	97.89%	100%
Missing	6	refused	208	1.32%	
	8	don't know	123	0.78%	
	Total		331	2.11%	

Valid	Invalid	Minimum	Maximum
15370	331	0	1

#### H4SE36H - S15Q36H EVER DX-HUMAN PAPILLOMA VIRUS-W4

Type	Code
Measurement Unit	numeric

H4SE36H	36H. Have you ever been told by a doctor, nurse, or other health professional that you had the following sexually transmitted disease? Select all of the diseases you have had. Human papilloma virus (HPV)
---------	---

			Frequency	% of total	% of valid
Valid	0	not selected	14419	91.83%	93.81%
	1	selected	951	6.06%	6.19%
		Total	15,370	97.89%	100%
Missing	6	refused	208	1.32%	
	8	don't know	123	0.78%	
		Total	331	2.11%	

Valid	Invalid	Minimum	Maximum
15370	331	0	1

#### H4SE36I - S15Q36I EVER DX-PELVIC INFLAM DISEASE-W4

Type	Code
Measurement Unit	numeric
H4SE36I	36I. Have you ever been told by a doctor, nurse, or other health professional that you had the following sexually transmitted disease? Select all of the diseases you have had. Pelvic inflammatory disease (PID)

			Frequency	% of total	% of valid
Valid	0	not selected	15191	96.75%	98.84%
	1	selected	179	1.14%	1.16%
		Total	15,370	97.89%	100%
Missing	6	refused	208	1.32%	
	8	don't know	123	0.78%	
		Total	331	2.11%	

Valid	Invalid	Minimum	Maximum
15370	331	0	1

#### H4SE36J - S15Q36J EVER DX-CERVICITIS OR MPC-W4

Type	Code
Measurement Unit	numeric
H4SE36J	36J. Have you ever been told by a doctor, nurse, or other health professional that you had the following sexually transmitted disease? Select all of the diseases you have had. Cervicitis or mucopurulent cervicitis (MPC)

			Frequency	% of total	% of valid
Valid	0	not selected	15357	97.81%	99.92%
	1	selected	13	0.08%	0.08%

		Total	15,370	97.89%	100%
Missing	6	refused	208	1.32%	
	8	don't know	123	0.78%	
		Total	331	2.11%	

Valid	Invalid	Minimum	Maximum
15370	331	0	1

#### H4SE36K - S15Q36K EVER DX-URETHRITIS (NGU)-W4

Type	Code
Measurement Unit	numeric
H4SE36K	36K. Have you ever been told by a doctor, nurse, or other health professional that you had the following sexually transmitted disease? Select all of the diseases you have had. Urethritis

			Frequency	% of total	% of valid
Valid	0	not selected	15354	97.79%	99.9%
	1	selected	16	0.1%	0.1%
		Total	15,370	97.89%	100%
Missing	6	refused	208	1.32%	
	8	don't know	123	0.78%	
		Total	331	2.11%	

Valid	Invalid	Minimum	Maximum
15370	331	0	1

#### H4SE36L - S15Q36L EVER DIAGNOSED-VAGINITIS-W4

Type	Code
Measurement Unit	numeric
H4SE36L	36L. Have you ever been told by a doctor, nurse, or other health professional that you had the following sexually transmitted disease? Select all of the diseases you have had. Vaginitis

			Frequency	% of total	% of valid
Valid	0	not selected	15063	95.94%	98%
	1	selected	307	1.96%	2%
		Total	15,370	97.89%	100%
Missing	6	refused	208	1.32%	
	8	don't know	123	0.78%	
		Total	331	2.11%	

Valid	Invalid	Minimum	Maximum
-------	---------	---------	---------

15370	331	0	1
-------	-----	---	---

 H4SE36M - S15Q36M EVER DIAGNOSED-HIV/AIDS-W4

Type	Code
Measurement Unit	numeric
H4SE36M	36M. Have you ever been told by a doctor, nurse, or other health professional that you had the following sexually transmitted disease? Select all of the diseases you have had. HIV infection or AIDS

			Frequency	% of total	% of valid
Valid	0	not selected	15347	97.75%	99.85%
	1	selected	23	0.15%	0.15%
	Total		15,370	97.89%	100%
Missing	6	refused	208	1.32%	
	8	don't know	123	0.78%	
	Total		331	2.11%	


Valid	Invalid	Minimum	Maximum
15370	331	0	1

 H4SE36N - S15Q36N EVER DIAGNOSED-ANY OTHER STD-W4

Type	Code
Measurement Unit	numeric
H4SE36N	36N. Have you ever been told by a doctor, nurse, or other health professional that you had the following sexually transmitted disease? Select all of the diseases you have had. Any other sexually transmitted disease

			Frequency	% of total	% of valid
Valid	0	not selected	15285	97.35%	99.45%
	1	selected	85	0.54%	0.55%
	Total		15,370	97.89%	100%
Missing	6	refused	208	1.32%	
	8	don't know	123	0.78%	
	Total		331	2.11%	

Valid	Invalid	Minimum	Maximum
15370	331	0	1

 H4SE36O - S15Q36O NEVER HAD STD-W4

Type	Code
Measurement Unit	numeric



H4SE360	36O. Have you ever been told by a doctor, nurse, or other health professional that you had the following sexually transmitted disease? Select all of the diseases you have had. Have had no sexually transmitted disease
---------	--

			Frequency	% of total	% of valid
Valid	0	not selected	3815	24.3%	24.82%
	1	selected	11555	73.59%	75.18%
		Total	15,370	97.89%	100%
Missing	6	refused	208	1.32%	
	8	don't know	123	0.78%	
	Total		331	2.11%	

Valid	Invalid	Minimum	Maximum
15370	331	0	1

#### H4SE37A - S15Q37A DX LST YR-CHLAMYDIA-W4

Type	Code
Measurement Unit	numeric
H4SE37A	37A. In the past 12 months, have you been told by a doctor, nurse, or other health professional that you had the following sexually transmitted disease? Select all of the diseases you have had. Chlamydia

			Frequency	% of total	% of valid
Valid	0	not selected	1302	8.29%	76.1%
	1	selected	409	2.6%	23.9%
		Total	1,711	10.9%	100%
Missing	.	missing	1	0.01%	
	6	refused	2	0.01%	
	7	legitimate skip	13984	89.06%	
	8	don't know	3	0.02%	
	Total		13,990	89.1%	

Valid	Invalid	Minimum	Maximum
1711	13990	0	1

#### H4SE37B - S15Q37B DX LST YR-GONORRHEA-W4

Type	Code
Measurement Unit	numeric
H4SE37B	37B. In the past 12 months, have you been told by a doctor, nurse, or other health professional that you had the following sexually transmitted disease? Select all of the diseases you have had. Gonorrhea

			Frequency	% of total	% of valid
--	--	--	-----------	------------	------------

Valid	0	not selected	428	2.73%	77.4%
	1	selected	125	0.8%	22.6%
		Total	553	3.52%	100%
Missing	.	missing	1	0.01%	
	6	refused	2	0.01%	
	7	legitimate skip	15144	96.45%	
	8	don't know	1	0.01%	
		Total	15,148	96.48%	

Valid	Invalid	Minimum	Maximum
553	15148	0	1

#### H4SE37C - S15Q37C DX LST YR-TRICHOMONIASIS-W4

Type	Code
Measurement Unit	numeric
H4SE37C	37C. In the past 12 months, have you been told by a doctor, nurse, or other health professional that you had the following sexually transmitted disease? Select all of the diseases you have had. Trichomoniasis

			Frequency	% of total	% of valid
Valid	0	not selected	345	2.2%	71.43%
	1	selected	138	0.88%	28.57%
		Total	483	3.08%	100%
Missing	7	legitimate skip	15215	96.9%	
	8	don't know	3	0.02%	
		Total	15,218	96.92%	

Valid	Invalid	Minimum	Maximum
483	15218	0	1

#### H4SE37D - S15Q37D DX LST YR-SYPHILIS-W4

Type	Code
Measurement Unit	numeric
H4SE37D	37D. In the past 12 months, have you been told by a doctor, nurse, or other health professional that you had the following sexually transmitted disease? Select all of the diseases you have had. Syphilis

			Frequency	% of total	% of valid
Valid	0	not selected	29	0.18%	72.5%
	1	selected	11	0.07%	27.5%
		Total	40	0.25%	100%
Missing	7	legitimate skip	15661	99.75%	

		Total	15,661	99.75%	
--	--	-------	--------	--------	--

Valid	Invalid	Minimum	Maximum
40	15661	0	1

#### H4SE37E - S15Q37E DX LST YR-GENITAL HERPES-W4

Type	Code
Measurement Unit	numeric
H4SE37E	37E. In the past 12 months, have you been told by a doctor, nurse, or other health professional that you had the following sexually transmitted disease? Select all of the diseases you have had. Genital herpes

			Frequency	% of total	% of valid
Valid	0	not selected	179	1.14%	39.6%
	1	selected	273	1.74%	60.4%
		Total	452	2.88%	100%
Missing	6	refused	2	0.01%	
	7	legitimate skip	15246	97.1%	
	8	don't know	1	0.01%	
		Total	15,249	97.12%	

Valid	Invalid	Minimum	Maximum
452	15249	0	1

#### H4SE37F - S15Q37F DX LST YR-GENITAL WARTS-W4

Type	Code
Measurement Unit	numeric
H4SE37F	37F. In the past 12 months, have you been told by a doctor, nurse, or other health professional that you had the following sexually transmitted disease? Select all of the diseases you have had. Genital warts

			Frequency	% of total	% of valid
Valid	0	not selected	236	1.5%	61.62%
	1	selected	147	0.94%	38.38%
		Total	383	2.44%	100%
Missing	.	missing	1	0.01%	
	6	refused	1	0.01%	
	7	legitimate skip	15315	97.54%	
	8	don't know	1	0.01%	
		Total	15,318	97.56%	

Valid	Invalid	Minimum	Maximum
-------	---------	---------	---------

383	15318	0	1
-----	-------	---	---

 H4SE37G - S15Q37G DX LST YR-HEPATITIS B-W4

Type	Code
Measurement Unit	numeric
H4SE37G	37G. In the past 12 months, have you been told by a doctor, nurse, or other health professional that you had the following sexually transmitted disease? Select all of the diseases you have had. hepatitis B (HBV)

			Frequency	% of total	% of valid
Valid	0	not selected	16	0.1%	51.61%
	1	selected	15	0.1%	48.39%
	Total		31	0.2%	100%
Missing	.	missing	1	0.01%	
	7	legitimate skip	15669	99.8%	
	Total		15,670	99.8%	

Valid	Invalid	Minimum	Maximum
31	15670	0	1

 H4SE37H - S15Q37H DX LST YR-HUM PAPILOMA VIRUS-W4

Type	Code
Measurement Unit	numeric
H4SE37H	37H. In the past 12 months, have you been told by a doctor, nurse, or other health professional that you had the following sexually transmitted disease? Select all of the diseases you have had. Human papilloma virus (HPV)

			Frequency	% of total	% of valid
Valid	0	not selected	452	2.88%	48.09%
	1	selected	488	3.11%	51.91%
	Total		940	5.99%	100%
Missing	.	missing	4	0.03%	
	6	refused	3	0.02%	
	7	legitimate skip	14750	93.94%	
	8	don't know	4	0.03%	
Total		14,761	94.01%		

Valid	Invalid	Minimum	Maximum
940	14761	0	1

 H4SE37I - S15Q37I DX LST YR-PELV INFLAM DISEASE-W4

Type	Code
------	------

Measurement Unit	numeric
H4SE37I	37I. In the past 12 months, have you been told by a doctor, nurse, or other health professional that you had the following sexually transmitted disease? Select all of the diseases you have had. Pelvic inflammatory disease (PID)

			Frequency	% of total	% of valid
Valid	0	not selected	142	0.9%	80.23%
	1	selected	35	0.22%	19.77%
	Total		177	1.13%	100%
Missing	.	missing	1	0.01%	
	6	refused	1	0.01%	
	7	legitimate skip	15522	98.86%	
Total		15,524	98.87%		

Valid	Invalid	Minimum	Maximum
177	15524	0	1

#### H4SE37J - S15Q37J DX LST YR-CERVICITIS OR MPC-W4

Type	Code
Measurement Unit	numeric
H4SE37J	37J. In the past 12 months, have you been told by a doctor, nurse, or other health professional that you had the following sexually transmitted disease? Select all of the diseases you have had. Cervicitis or mucopurulent cervicitis (MPC)

			Frequency	% of total	% of valid
Valid	0	not selected	6	0.04%	46.15%
	1	selected	7	0.04%	53.85%
	Total		13	0.08%	100%
Missing	7	legitimate skip	15688	99.92%	
	Total		15,688	99.92%	

Valid	Invalid	Minimum	Maximum
13	15688	0	1

#### H4SE37K - S15Q37K DX LST YR-URETHRITIS (NGU)-W4

Type	Code
Measurement Unit	numeric
H4SE37K	37K. In the past 12 months, have you been told by a doctor, nurse, or other health professional that you had the following sexually transmitted disease? Select all of the diseases you have had. Urethritis

			Frequency	% of total	% of valid
--	--	--	-----------	------------	------------

Valid	0	not selected	9	0.06%	56.25%
	1	selected	7	0.04%	43.75%
		Total	16	0.1%	100%
Missing	7	legitimate skip	15685	99.9%	
		Total	15,685	99.9%	

Valid	Invalid	Minimum	Maximum
16	15685	0	1

#### H4SE37L - S15Q37L DX LST YR-VAGINITIS-W4

Type	Code
Measurement Unit	numeric
H4SE37L	37L. In the past 12 months, have you been told by a doctor, nurse, or other health professional that you had the following sexually transmitted disease? Select all of the diseases you have had. Vaginitis

			Frequency	% of total	% of valid
Valid	0	not selected	208	1.32%	67.75%
	1	selected	99	0.63%	32.25%
		Total	307	1.96%	100%
Missing	7	legitimate skip	15394	98.04%	
		Total	15,394	98.04%	

Valid	Invalid	Minimum	Maximum
307	15394	0	1

#### H4SE37M - S15Q37M DX LST YR-HIV/AIDS-W4

Type	Code
Measurement Unit	numeric
H4SE37M	37M. In the past 12 months, have you been told by a doctor, nurse, or other health professional that you had the following sexually transmitted disease? Select all of the diseases you have had. HIV infection or AIDS

			Frequency	% of total	% of valid
Valid	0	not selected	6	0.04%	27.27%
	1	selected	16	0.1%	72.73%
		Total	22	0.14%	100%
Missing	6	refused	1	0.01%	
	7	legitimate skip	15678	99.85%	
		Total	15,679	99.86%	

Valid	Invalid	Minimum	Maximum

22	15679	0	1
----	-------	---	---

 H4SE37N - S15Q37N DX LST YR-ANY OTHER STD-W4

Type	Code
Measurement Unit	numeric
H4SE37N	37N. In the past 12 months, have you been told by a doctor, nurse, or other health professional that you had the following sexually transmitted disease? Select all of the diseases you have had. Any other sexually transmitted disease

			Frequency	% of total	% of valid
Valid	0	not selected	56	0.36%	66.67%
	1	selected	28	0.18%	33.33%
	Total		84	0.53%	100%
Missing	7	legitimate skip	15616	99.46%	
	8	don't know	1	0.01%	
	Total		15,617	99.47%	

Valid	Invalid	Minimum	Maximum
84	15617	0	1

 H4SE37O - S15Q37O DX LST YR-HAD NO STD-W4

Type	Code
Measurement Unit	numeric
H4SE37O	37O. In the past 12 months, have you been told by a doctor, nurse, or other health professional that you had the following sexually transmitted disease? Select all of the diseases you have had. Have had no sexually transmitted disease

			Frequency	% of total	% of valid
Valid	0	not selected	1606	10.23%	42.2%
	1	selected	2200	14.01%	57.8%
	Total		3,806	24.24%	100%
Missing	.	missing	9	0.06%	
	7	legitimate skip	11886	75.7%	
	Total		11,895	75.76%	

Valid	Invalid	Minimum	Maximum
3806	11895	0	1

 H4TR1 - S16AQ1 # PARTNER EVER MARRIED-W4

Type	Code
------	------

Measurement Unit	numeric
H4TR1	1. How many persons have you ever married? Be sure to include your current spouse if you are married now.

			Frequency	% of total	% of valid
Valid	0	0 persons	7885	50.22%	50.28%
	1	1 person	7169	45.66%	45.71%
	2	2 persons	597	3.8%	3.81%
	3	3 persons	29	0.18%	0.18%
	4	4 persons	2	0.01%	0.01%
		Total	15,682	99.88%	100%
Missing	6	refused	16	0.1%	
	8	don't know	3	0.02%	
		Total	19	0.12%	

Valid	Invalid	Minimum	Maximum
15682	19	0	4

#### H4TR2 - S16AQ2 # OTHR PARTNER EVR LIVED WITH-W4

Type	Code
Measurement Unit	numeric
H4TR2	2. [If Q1=0] ask: How many romantic or sexual partners have you ever lived with for one month or more? By 'lived with' we mean that neither of you kept a separate residence while you were living together. [If Q1>0] ask: Not counting the {fill Q1} (partner/partners) you married, how many other romantic or sexual partners have you ever lived with for one month or more? By 'lived with' we mean that neither of you kept a separate residence while you were living together.

			Frequency	% of total	% of valid
--	--	--	-----------	------------	------------



Valid	0	0 partners	7912	50.39%	50.58%
	1	1 partner	4384	27.92%	28.03%
	2	2 partners	2133	13.59%	13.64%
	3	3 partners	795	5.06%	5.08%
	4	4 partners	257	1.64%	1.64%
	5	5 partners	87	0.55%	0.56%
	6	6 partners	32	0.2%	0.2%
	7	7 partners	14	0.09%	0.09%
	8	8 partners	8	0.05%	0.05%
	10	10 partners	16	0.1%	0.1%
	12	12 partners	1	0.01%	0.01%
	13	13 partners	1	0.01%	0.01%
	15	15 partners	1	0.01%	0.01%
	20	20 partners	2	0.01%	0.01%
			Total	15,643	99.63%
Missing	96	refused	46	0.29%	
	98	don't know	12	0.08%	
		Total	58	0.37%	

Valid	Invalid	Minimum	Maximum
15643	58	0	20

 H4TR3 - S16AQ3 # OTHR PARTNER RESULT IN PREG-W4

Type	Code
Measurement Unit	numeric
H4TR3	3. [If Q1 + Q2=0]: With how many persons have you ever had a romantic relationship or sexual encounter that resulted in a pregnancy? [If Q1>0 and Q2>0]: {Not counting the {fill Q1} (partner/partners) you married or the {fill Q2} (partner/partners) you lived with, with how many other persons have you ever had a romantic relationship or sexual encounter that resulted in a pregnancy? [If Q1>0 and Q2=0]: Not counting the {fill Q1} (partner/partners) you married how many other persons have you ever had a romantic relationship or sexual encounter that resulted in a pregnancy? [If Q1=0 and Q2>0]: Not counting the {fill Q2} (partner/partners) you lived with, with how many other persons have you ever had a romantic relationship or sexual encounter that resulted in a pregnancy?

	Frequency	% of total	% of valid
--	-----------	------------	------------

Valid	0	0 persons	12839	81.77%	82.11%
	1	1 person	2023	12.88%	12.94%
	2	2 persons	542	3.45%	3.47%
	3	3 persons	160	1.02%	1.02%
	4	4 persons	42	0.27%	0.27%
	5	5 persons	16	0.1%	0.1%
	6	6 persons	7	0.04%	0.04%
	7	7 persons	1	0.01%	0.01%
	8	8 persons	2	0.01%	0.01%
	9	9 persons	2	0.01%	0.01%
	10	10 persons	1	0.01%	0.01%
	11	11 persons	1	0.01%	0.01%
	15	15 persons	1	0.01%	0.01%
		Total	15,637	99.59%	100%
Missing	96	refused	52	0.33%	
	98	don't know	12	0.08%	
		Total	64	0.41%	

Valid	Invalid	Minimum	Maximum
15637	64	0	15

 H4TR4 - S16AQ4 # OTHR PARTNER CURRENT DATING-W4

Type	Code
Measurement Unit	numeric
H4TR4	4. [If Q1 + Q2 + Q3=0] ask: With how many persons are you currently having a romantic or sexual relationship? [If Q1 + Q2 + Q3>0] ask: Not counting (those partners/that partner), with how many other persons are you currently having a romantic or sexual relationship?

			Frequency	% of total	% of valid
Valid	0	0 persons	12674	80.72%	81.12%
	1	1 person	2585	16.46%	16.55%
	2	2 persons	239	1.52%	1.53%
	3	3 persons	75	0.48%	0.48%
	4	4 persons	24	0.15%	0.15%
	5	5 persons	10	0.06%	0.06%
	6	6 persons	7	0.04%	0.04%
	7	7 persons	4	0.03%	0.03%
	8	8 persons	3	0.02%	0.02%
	11	11 persons	1	0.01%	0.01%
	15	15 persons	1	0.01%	0.01%

		Total	15,623	99.5%	100%
Missing	96	refused	63	0.4%	
	98	don't know	15	0.1%	
		Total	78	0.5%	

Valid	Invalid	Minimum	Maximum
15623	78	0	15

#### H4TR5 - S16AQ5 # OTHR PRTNR RLTSHP >=6M FR 2001

Type	Numeric (Double)
H4TR5	5. [If Q1 + Q2 + Q3 + Q4=0] ask: With how many people have you had a romantic or sexual relationship that lasted 6 months or more since 2001? [If Q1 + Q2 + Q3 + Q4>0] ask: Not counting (those partners/that partner), with how many other people have you had a romantic or sexual relationship that lasted 6 months or more since 2001?

			Frequency	% of total	% of valid
Missing	95	95 or more	15	0.1%	
	996	refused	87	0.55%	
	998	don't know	66	0.42%	
		Total	168	1.07%	

Valid	Invalid	Minimum	Maximum	Mean	StdDev
15533	168	0	74	0.8053820...	1.9397417...

#### H4TR6 - S16AQ6 # OTHR PRTNR RLTSHP < 6M FR 2001

Type	Numeric (Double)
H4TR6	6. [If Q1 + Q2 + Q3 + Q4 + Q5 = 0] ask: With how many people have you had a romantic or sexual relationship that lasted less than 6 months since 2001? [If Q1 + Q2 + Q3 + Q4 + Q5 >0] ask: Not counting (those partners/that partner), with how many other people have you had a romantic or sexual relationship that lasted less than 6 months since 2001?

			Frequency	% of total	% of valid
Missing	95	95 or more persons	28	0.18%	
	996	refused	116	0.74%	
	998	don't know	207	1.32%	
		Total	351	2.24%	

Valid	Invalid	Minimum	Maximum	Mean	StdDev
15350	351	0	90	1.8360912...	4.9503075...

#### H4TR7 - S16AQ7 R CURRENTLY PREGNANT-W4

Type	Code
Measurement Unit	numeric
H4TR7	7. Are you pregnant now?

			Frequency	% of total	% of valid
Valid	0	no	7785	49.58%	93.75%
	1	yes	519	3.31%	6.25%
	Total		8,304	52.89%	100%
Missing	.	missing	19	0.12%	
	6	refused	7	0.04%	
	7	legitimate skip	7349	46.81%	
	8	don't know	22	0.14%	
	Total		7,397	47.11%	

Valid	Invalid	Minimum	Maximum
8304	7397	0	1

#### H4TR8 - S16AQ8 R PROBABLY PREGNANT-W4

Type	Code
Measurement Unit	numeric
H4TR8	8. Do you think that you are probably pregnant, or not?

			Frequency	% of total	% of valid
Valid	1	probably pregnant	11	0.07%	73.33%
	2	probably not pregnant	4	0.03%	26.67%
	Total		15	0.1%	100%
Missing	.	missing	19	0.12%	
	6	refused	7	0.04%	
	7	legitimate skip	15653	99.69%	
	8	don't know	7	0.04%	
	Total		15,686	99.9%	

Valid	Invalid	Minimum	Maximum
15	15686	1	2

#### H4TR9 - S16AQ9 # TIMES GOT/MADE PREGNANT-W4

Type	Numeric (Double)
------	------------------

H4TR9	9. Thinking about all the relationships and sexual encounters you have ever had, (how many times have you ever been pregnant/how many times have you ever made a partner pregnant)? Include all pregnancies, whether they resulted in babies born alive, stillbirth, abortion, miscarriage, or ectopic or tubal pregnancy. [If Q7=1] say: Be sure to include your current pregnancy in your count.
-------	--

			Frequency	% of total	% of valid
Missing	96	refused	49	0.31%	
	98	don't know	12	0.08%	
		Total	61	0.39%	

Valid	Invalid	Minimum	Maximum	Mean	StdDev
15640	61	0	19	1.4341432...	1.6437292...

#### H4TR10 - S16AQ10 TOTAL # LIVE BIRTHS-W4

Type	Code
Measurement Unit	numeric
H4TR10	10. How many live births resulted from (this pregnancy/these pregnancies)?

			Frequency	% of total	% of valid
Valid	0	0 live births	1544	9.83%	16.22%
	1	1 live birth	3355	21.37%	35.23%
	2	2 live births	2887	18.39%	30.32%
	3	3 live births	1240	7.9%	13.02%
	4	4 live births	362	2.31%	3.8%
	5	5 live births	97	0.62%	1.02%
	6	6 live births	23	0.15%	0.24%
	7	7 live births	10	0.06%	0.11%
	8	8 live births	1	0.01%	0.01%
	11	11 live births	3	0.02%	0.03%
		Total	9,522	60.65%	100%
Missing	96	refused	1	0.01%	
	97	legitimate skip	6174	39.32%	
	98	don't know	4	0.03%	
		Total	6,179	39.35%	

Valid	Invalid	Minimum	Maximum
9522	6179	0	11

#### H4TR11 - S16AQ11 TOTAL # CHILDREN STILL LIVING-W4

Type	Code
Measurement Unit	numeric

H4TR11	11. How many of these children are still living?
--------	--

			Frequency	% of total	% of valid
Valid	0	0 children	39	0.25%	0.49%
	1	1 child	3364	21.43%	42.17%
	2	2 children	2883	18.36%	36.14%
	3	3 children	1223	7.79%	15.33%
	4	4 children	343	2.18%	4.3%
	5	5 children	93	0.59%	1.17%
	6	6 children	21	0.13%	0.26%
	7	7 children	10	0.06%	0.13%
	8	8 children	1	0.01%	0.01%
		Total	7,977	50.81%	100%
Missing	97	legitimate skip	7723	49.19%	
	98	don't know	1	0.01%	
		Total	7,724	49.19%	

Valid	Invalid	Minimum	Maximum
7977	7724	0	8

#### H4TR12 - S16AQ12 EVR TROUBLE GET/MADE PREGNANT-W4

Type	Code
Measurement Unit	numeric
H4TR12	12. During any of the romantic relationships you have ever had, (have you/has your partner) ever had trouble getting pregnant or trouble avoiding a miscarriage?

			Frequency	% of total	% of valid
Valid	0	no	13499	85.98%	86.79%
	1	yes	2055	13.09%	13.21%
			Total	15,554	99.06%
Missing	6	refused	39	0.25%	
	8	don't know	108	0.69%	
		Total	147	0.94%	

Valid	Invalid	Minimum	Maximum
15554	147	0	1

#### PTNR\_ID - PARTNER ID -W4

Type	Numeric (Double)
PTNR_ID	Partner Identifier

			Frequency	% of total	% of valid
--	--	--	-----------	------------	------------

Missing	.		485	3.09%	
		Total	485	3.09%	

Valid	Invalid	Minimum	Maximum	Mean	StdDev
15216	485	1	17	1.5103180...	1.0171832...

#### H4RD1 - S17Q1 R'S AGE ROMANTIC REL. BEGAN-W4

Type	Numeric (Double)
H4RD1	1. How old were you when you first became romantically or sexually involved with {initials}?

			Frequency	% of total	% of valid
Missing	.		485	3.09%	
	96	refused	18	0.11%	
	97	legitimate skip	12436	79.21%	
	98	don't know	20	0.13%	
		Total	12,959	82.54%	

Valid	Invalid	Minimum	Maximum	Mean	StdDev
2742	12959	8	32	24.333333...	3.8751650...

#### H4RD2D - S17Q2 TIME DUR INVLD CRNT PTNR, DAYS-W4

Type	Numeric (Double)
H4RD2D	2D. What is the total amount of time that you {have been/were} involved in a romantic or sexual relationship with {initials} - days?

			Frequency	% of total	% of valid
Missing	.		485	3.09%	
	96	refused	185	1.18%	
	98	don't know	620	3.95%	
		Total	1,290	8.22%	

Valid	Invalid	Minimum	Maximum	Mean	StdDev
14411	1290	0	31	3.2276039...	6.6629443...

#### H4RD2M - S17Q2 TIME DUR INVLD CRNT PTNR, MNTHS-W4

Type	Numeric (Double)
H4RD2M	2M. What is the total amount of time that you {have been/were} involved in a romantic or sexual relationship with {initials} - months?

			Frequency	% of total	% of valid
Missing	.		485	3.09%	
	96	refused	173	1.1%	
	98	don't know	358	2.28%	

		Total	1,016	6.47%	
--	--	-------	-------	-------	--

Valid	Invalid	Minimum	Maximum	Mean	StdDev
14685	1016	0	11	3.8226081...	3.5273467...

 H4RD2Y - S17Q2 TIME DUR INVLD CRNT PTNR, YEARS-W4

Type	Numeric (Double)
H4RD2Y	2Y. What is the total amount of time that you {have been/were} involved in a romantic or sexual relationship with {initials} - years?

			Frequency	% of total	% of valid
Missing	.		485	3.09%	
	96	refused	166	1.06%	
	98	don't know	197	1.25%	
		Total	848	5.4%	


Valid	Invalid	Minimum	Maximum	Mean	StdDev
14853	848	0	19	4.6218945...	3.9823249...

 H4RD3 - S17Q3 RELATIONSHIP TYPE W/ PARTNER-W4

Type	Code
Measurement Unit	numeric
H4RD3	3. Which of the following best describes your relationships with {initials} at the {present time/time you broke up}?

			Frequency	% of total	% of valid
Valid	1	engaged	334	2.13%	7.79%
	2	dating exclusively	2113	13.46%	49.27%
	3	dating frequently, but not exclusively	684	4.36%	15.95%
	4	dating once in a while	517	3.29%	12.05%
	5	only having sex	641	4.08%	14.95%
		Total	4,289	27.32%	100%
Missing	.		485	3.09%	
	96	refused	15	0.1%	
	97	legitimate skip	10882	69.31%	
	98	don't know	30	0.19%	
		Total	11,412	72.68%	

Valid	Invalid	Minimum	Maximum
4289	11412	1	5

 H4RD4 - S17Q4 R/P HOME OTHER THAN CO-HAB?-W4



Type	Code
Measurement Unit	numeric
H4RD4	4. {Do/did} either you or {initials} have a residence other than the one you {share/shared}?

			Frequency	% of total	% of valid
Valid	0	no	3106	19.78%	76.62%
	1	yes	948	6.04%	23.38%
	Total		4,054	25.82%	100%
Missing	.		485	3.09%	
	6	refused	9	0.06%	
	7	legitimate skip	11147	71%	
	8	don't know	6	0.04%	
	Total		11,647	74.18%	

Valid	Invalid	Minimum	Maximum
4054	11647	0	1

#### H4RD5 - S17Q5 FREQ. NIGHT TOGETHER-W4

Type	Code
Measurement Unit	numeric
H4RD5	5. In an average week, how often {did/do} you and {initials} spend the entire night together?

			Frequency	% of total	% of valid
Valid	0	0 nights	1042	6.64%	20.16%
	1	1 night	991	6.31%	19.18%
	2	2 nights	777	4.95%	15.03%
	3	3 nights	695	4.43%	13.45%
	4	4 nights	382	2.43%	7.39%
	5	5 nights	359	2.29%	6.95%
	6	6 nights	206	1.31%	3.99%
	7	7 nights	716	4.56%	13.85%
Total		5,168	32.92%	100%	
Missing	.		485	3.09%	
	95	not asked in pretest	53	0.34%	
	96	refused	36	0.23%	
	97	legitimate skip	9919	63.17%	
	98	don't know	40	0.25%	
Total		10,533	67.08%		

Valid	Invalid	Minimum	Maximum

5168	10533	0	7
------	-------	---	---

#### H4RD6 - S17Q6 CRNT STATUS OF MARRIAGE TO PTNR-W4

Type	Code
Measurement Unit	numeric
H4RD6	6. What is the current status of your marriage to {initials}?

			Frequency	% of total	% of valid
Valid	1	living together	6138	39.09%	90.33%
	2	living apart because of legal separation	428	2.73%	6.3%
	3	living apart because of other reason such as career, military service, family illness, etc.	229	1.46%	3.37%
		Total	6,795	43.28%	100%
Missing	.		485	3.09%	
	6	refused	12	0.08%	
	7	legitimate skip	8403	53.52%	
	8	don't know	6	0.04%	
		Total	8,906	56.72%	

Valid	Invalid	Minimum	Maximum
6795	8906	1	3

#### H4RD7A - S17Q7 R/P ENJOY ORDINRY THINGS TOGTHR-W4

Type	Code
Measurement Unit	numeric
H4RD7A	7A. How much do you agree or disagree with the following statement about your relationship with {initials}? We {enjoy/enjoyed} doing even ordinary, day-to-day things together.

			Frequency	% of total	% of valid
Valid	1	strongly agree	8102	51.6%	53.48%
	2	agree	4700	29.93%	31.02%
	3	neither agree nor disagree	1429	9.1%	9.43%
	4	disagree	519	3.31%	3.43%
	5	strongly disagree	401	2.55%	2.65%
		Total	15,151	96.5%	100%
Missing	.		485	3.09%	
	96	refused	36	0.23%	
	98	don't know	29	0.18%	
		Total	550	3.5%	

Valid	Invalid	Minimum	Maximum
15151	550	1	5

 H4RD7B - S17Q7 R SATSFD HANDLE PROBLMS W/ PTNR-W4

Type	Code
Measurement Unit	numeric
H4RD7B	7B. How much do you agree or disagree with the following statement about your relationship with {initials}? I {am/was} satisfied with the way we handle our problems and disagreements.

			Frequency	% of total	% of valid
Valid	1	strongly agree	5044	32.13%	33.29%
	2	agree	5315	33.85%	35.08%
	3	neither agree nor disagree	2332	14.85%	15.39%
	4	disagree	1722	10.97%	11.36%
	5	strongly disagree	740	4.71%	4.88%
		Total	15,153	96.51%	100%
Missing	.		485	3.09%	
	96	refused	34	0.22%	
	98	don't know	29	0.18%	
		Total	548	3.49%	

Valid	Invalid	Minimum	Maximum
15153	548	1	5

 H4RD7C - S17Q7 R SATSFD HANDLE FINANCES W/PTNR-W4

Type	Code
Measurement Unit	numeric
H4RD7C	7C. How much do you agree or disagree with the following statement about your relationship with {initials}? I {am/was} satisfied with the way we handle family finances.

			Frequency	% of total	% of valid
Valid	1	strongly agree	4072	25.93%	26.99%
	2	agree	5300	33.76%	35.13%
	3	neither agree nor disagree	3469	22.09%	22.99%
	4	disagree	1555	9.9%	10.31%
	5	strongly disagree	692	4.41%	4.59%
		Total	15,088	96.1%	100%
Missing	.		485	3.09%	
	96	refused	52	0.33%	
	98	don't know	76	0.48%	

		Total	613	3.9%	
--	--	-------	-----	------	--

Valid	Invalid	Minimum	Maximum
15088	613	1	5

#### H4RD7D - S17Q7 PTNR LISTEN WHEN R NEED TO TALK-W4

Type	Code
Measurement Unit	numeric
H4RD7D	7D. How much do you agree or disagree with the following statement about your relationship with {initials}? My partner {listens/listened} to me when I need someone to talk to.

			Frequency	% of total	% of valid
Valid	1	strongly agree	6744	42.95%	44.52%
	2	agree	5413	34.48%	35.74%
	3	neither agree nor disagree	1709	10.88%	11.28%
	4	disagree	795	5.06%	5.25%
	5	strongly disagree	486	3.1%	3.21%
		Total	15,147	96.47%	100%
Missing	.		485	3.09%	
	96	refused	40	0.25%	
	98	don't know	29	0.18%	
		Total	554	3.53%	

Valid	Invalid	Minimum	Maximum
15147	554	1	5

#### H4RD7E - S17Q7 PTNR EXPRESS LOVE AFFECTN TO R-W4

Type	Code
Measurement Unit	numeric
H4RD7E	7E. How much do you agree or disagree with the following statement about your relationship with {initials}? My partner {expresses/expressed} love and affection to me.

			Frequency	% of total	% of valid
Valid	1	strongly agree	7774	49.51%	51.33%
	2	agree	4999	31.84%	33.01%
	3	neither agree nor disagree	1433	9.13%	9.46%
	4	disagree	564	3.59%	3.72%
	5	strongly disagree	375	2.39%	2.48%
		Total	15,145	96.46%	100%

Missing	.		485	3.09%	
	96	refused	42	0.27%	
	98	don't know	29	0.18%	
		Total	556	3.54%	

Valid	Invalid	Minimum	Maximum
15145	556	1	5

 H4RD7F - S17Q7 R SATSFD SEX LIFE W/ PARTNER-W4

Type	Code
Measurement Unit	numeric
H4RD7F	7F. How much do you agree or disagree with the following statement about your relationship with {initials}? I {am/was} satisfied with our sex life.

			Frequency	% of total	% of valid
Valid	1	strongly agree	6224	39.64%	41.19%
	2	agree	5160	32.86%	34.15%
	3	neither agree nor disagree	2026	12.9%	13.41%
	4	disagree	1122	7.15%	7.43%
	5	strongly disagree	579	3.69%	3.83%
		Total	15,111	96.24%	100%
Missing	.		485	3.09%	
	96	refused	70	0.45%	
	98	don't know	35	0.22%	
		Total	590	3.76%	

Valid	Invalid	Minimum	Maximum
15111	590	1	5

 H4RD7G - S17Q7 R TRUST PARTNER TO BE FAITHFUL-W4

Type	Code
Measurement Unit	numeric
H4RD7G	7G. How much do you agree or disagree with the following statement about your relationship with {initials}? I {trust/trusted} my partner to be faithful to me.

			Frequency	% of total	% of valid
Valid	1	strongly agree	8004	50.98%	52.89%
	2	agree	3892	24.79%	25.72%
	3	neither agree nor disagree	1864	11.87%	12.32%
	4	disagree	768	4.89%	5.07%
	5	strongly disagree	606	3.86%	4%

		Total	15,134	96.39%	100%
Missing	.		485	3.09%	
	96	refused	47	0.3%	
	98	don't know	35	0.22%	
		Total	567	3.61%	

Valid	Invalid	Minimum	Maximum
15134	567	1	5

 H4RD8 - S17Q8 EXTENT R'S LOVE FOR CRNT PTNR-W4

Type	Code
Measurement Unit	numeric
H4RD8	8. How much do you love {initials}?

			Frequency	% of total	% of valid
Valid	1	a lot	10131	64.52%	81.73%
	2	somewhat	1262	8.04%	10.18%
	3	a little	520	3.31%	4.2%
	4	not at all	482	3.07%	3.89%
		Total	12,395	78.94%	100%
Missing	.		485	3.09%	
	6	refused	24	0.15%	
	7	legitimate skip	2780	17.71%	
	8	don't know	17	0.11%	
		Total	3,306	21.06%	

Valid	Invalid	Minimum	Maximum
12395	3306	1	4

 H4RD9 - S17Q9 EXTNT R'S HAPPINESS W/CRNT PTNR-W4

Type	Code
Measurement Unit	numeric
H4RD9	9. In general, how happy are you in your relationship with {initials}?

			Frequency	% of total	% of valid
Valid	1	very happy	8430	53.69%	68.05%
	2	fairly happy	3116	19.85%	25.15%
	3	not too happy	842	5.36%	6.8%
		Total	12,388	78.9%	100%

Missing	.		485	3.09%	
	6	refused	28	0.18%	
	7	legitimate skip	2780	17.71%	
	8	don't know	20	0.13%	
		Total	3,313	21.1%	

Valid	Invalid	Minimum	Maximum
12388	3313	1	3

 H4RD10 - S17Q10 EXTNT R COMMITTED TO/CRNT PTNR-W4

Type	Code
Measurement Unit	numeric
H4RD10	10. How committed are you to your relationship with {initials}?

			Frequency	% of total	% of valid
Valid	1	completely committed	8276	52.71%	66.79%
	2	very committed	2256	14.37%	18.21%
	3	somewhat committed	1158	7.38%	9.34%
	4	not at all committed	702	4.47%	5.66%
		Total	12,392	78.92%	100%
Missing	.		485	3.09%	
	6	refused	30	0.19%	
	7	legitimate skip	2780	17.71%	
	8	don't know	14	0.09%	
		Total	3,309	21.08%	

Valid	Invalid	Minimum	Maximum
12392	3309	1	4

 H4RD11 - S17Q11 CHANCE R AND CRNT PARTNR MARRY-W4

Type	Code
Measurement Unit	numeric
H4RD11	11. What is the chance that you and {initials} will marry each other?

			Frequency	% of total	% of valid
Valid	0	no chance	756	4.81%	13.31%
	1	a little chance	726	4.62%	12.78%
	2	50-50 chance	1158	7.38%	20.38%
	3	a pretty good chance	1225	7.8%	21.56%
	4	an almost certain chance	1816	11.57%	31.97%
	Total	5,681	36.18%	100%	

Missing	.		485	3.09%	
	5	not asked in pretest	77	0.49%	
	6	refused	15	0.1%	
	7	legitimate skip	9412	59.95%	
	8	don't know	31	0.2%	
		Total	10,020	63.82%	

Valid	Invalid	Minimum	Maximum
5681	10020	0	4

 H4RD12 - S17Q12 LVL R'S CLOSENESS TO/CRNT PTNR-W4

Type	Code
Measurement Unit	numeric
H4RD12	12. Select the picture, by entering the number under the picture, which best illustrates how close you feel to {initials}?

			Frequency	% of total	% of valid
Valid	1	diagram 1	691	4.4%	5.58%
	2	diagram 2	624	3.97%	5.04%
	3	diagram 3	837	5.33%	6.76%
	4	diagram 4	1165	7.42%	9.4%
	5	diagram 5	1664	10.6%	13.43%
	6	diagram 6	2553	16.26%	20.61%
	7	diagram 7	4854	30.92%	39.18%
		Total	12,388	78.9%	100%
Missing	.		485	3.09%	
	96	refused	29	0.18%	
	97	legitimate skip	2780	17.71%	
	98	don't know	19	0.12%	
		Total	3,313	21.1%	

Valid	Invalid	Minimum	Maximum
12388	3313	1	7

 H4RD13 - S17Q13 LIKELIHOOD RELATNSHP PERMANENT-W4

Type	Code
Measurement Unit	numeric
H4RD13	13. How likely is it that your relationship with {initials} will be permanent?

	Frequency	% of total	% of valid
--	-----------	------------	------------



Valid	1	almost certain	7053	44.92%	56.94%
	2	a good chance	2450	15.6%	19.78%
	3	a 50-50 chance	1369	8.72%	11.05%
	4	some chance, but probably not	731	4.66%	5.9%
	5	almost no chance	784	4.99%	6.33%
		Total	12,387	78.89%	100%
Missing	.		485	3.09%	
	96	refused	24	0.15%	
	97	legitimate skip	2780	17.71%	
	98	don't know	25	0.16%	
		Total	3,314	21.11%	

Valid	Invalid	Minimum	Maximum
12387	3314	1	5

#### H4RD14 - S17Q14 SEXUAL ACTIVITY W/ PTNR, NUMBER-W4

Type	Numeric (Double)
H4RD14	14. On average, how often (did/do) you have sexual relations with {initials}? By 'sexual relations' we mean vaginal intercourse, oral sex, anal sex, or other types of sexual activity.

			Frequency	% of total	% of valid
Missing	.		485	3.09%	
	9996	refused	376	2.39%	
	9998	don't know	318	2.03%	
		Total	1,179	7.51%	

Valid	Invalid	Minimum	Maximum	Mean	StdDev
14522	1179	0	995	50.630698...	164.10566...

#### H4RD14T - S17Q14 SEXUAL ACTIVITY W/ PRTNR, UNIT-W4

Type	Code
Measurement Unit	numeric
H4RD14T	14T. On average, how often (do/did) you have sexual relations with {initials}? By 'sexual relations' we mean vaginal intercourse, oral sex, anal sex, or other types of sexual activity. Unit - week/month/year

			Frequency	% of total	% of valid
Valid	1	week	8745	55.7%	60.51%
	2	month	2561	16.31%	17.72%
	3	year	3146	20.04%	21.77%
		Total	14,452	92.05%	100%

Missing	.		485	3.09%	
	6	refused	411	2.62%	
	8	don't know	353	2.25%	
		Total	1,249	7.95%	

Valid	Invalid	Minimum	Maximum
14452	1249	1	3

#### H4RD15 - S17Q15 EXTNT CONTRACEPTIVE USE W/PTNR-W4

Type	Code
Measurement Unit	numeric
H4RD15	15. On average, how often (do/did) you or {initials} use contraceptive method of birth control or disease prevention?

			Frequency	% of total	% of valid
Valid	0	none of the time	5836	37.17%	38.98%
	1	some of the time	1670	10.64%	11.16%
	2	about half of the time	474	3.02%	3.17%
	3	most of the time	1577	10.04%	10.53%
	4	all of the time	5413	34.48%	36.16%
		Total	14,970	95.34%	100%
Missing	.		485	3.09%	
	6	refused	180	1.15%	
	8	don't know	66	0.42%	
		Total	731	4.66%	

Valid	Invalid	Minimum	Maximum
14970	731	0	4

#### H4RD16 - S17Q16 PRTNR HAS CONCURRENT PARTNERS?-W4

Type	Code
Measurement Unit	numeric
H4RD16	16. As far as you know, during the time you and {initials} (have had/had) a sexual relationship, (has/did) {initials} (had/have) any other sexual partners?

			Frequency	% of total	% of valid
Valid	0	no	12543	79.89%	83.98%
	1	yes	2393	15.24%	16.02%
		Total	14,936	95.13%	100%
Missing	.		485	3.09%	
	6	refused	112	0.71%	
	8	don't know	168	1.07%	

		Total	765	4.87%	
--	--	-------	-----	-------	--

Valid	Invalid	Minimum	Maximum
14936	765	0	1

#### H4RD17 - S17Q17 R HAS CONCURRENT PARTNERS?-W4

Type	Code
Measurement Unit	numeric
H4RD17	17. During the time you and {initials} (have had/had) a sexual relationship, (have/did) you ever (had/have) any other sexual partners?

			Frequency	% of total	% of valid
Valid	0	no	11847	75.45%	78.64%
	1	yes	3218	20.5%	21.36%
Total			15,065	95.95%	100%
Missing	.	no partner	485	3.09%	
	6	refused	106	0.68%	
	8	don't know	45	0.29%	
Total			636	4.05%	

Valid	Invalid	Minimum	Maximum
15065	636	0	1

#### H4RD18 - S17Q18 FREQ. PARTNER VIOLENT TO R-W4

Type	Code
Measurement Unit	numeric
H4RD18	18. How often (has/did) {initials} (threatened/threaten) you with violence, (pushed/push) or (shoved/shove) you, or (thrown/throw) something at you that could hurt?

			Frequency	% of total	% of valid
--	--	--	-----------	------------	------------

Valid	0	never	11967	76.22%	79.24%
	1	this has not happened in the past year, but it did happen before then	847	5.39%	5.61%
	2	once in the last year of the relationship	982	6.25%	6.5%
	3	twice in the last year of the relationship	531	3.38%	3.52%
	4	3 to 5 times in the last year of the relationship	442	2.82%	2.93%
	5	6 to 10 times in the last year of the relationship	147	0.94%	0.97%
	6	11 to 20 times in the last year of the relationship	78	0.5%	0.52%
	7	more than 20 times in the last year of the relationship	108	0.69%	0.72%
		Total	15,102	96.18%	100%
Missing	.		485	3.09%	
	96	refused	80	0.51%	
	98	don't know	34	0.22%	
		Total	599	3.82%	

Valid	Invalid	Minimum	Maximum
15102	599	0	7

 H4RD19 - S17Q19 FREQ. PARTNER SLAP/HIT/KICK R-W4

Type	Code
Measurement Unit	numeric
H4RD19	19. How often has (has/did) {initials} (slapped/slap), hit or (kicked/kick) you?

	Frequency	% of total	% of valid
--	-----------	------------	------------

Valid	0	never	13211	84.14%	87.31%
	1	this has not happened in the past year, but it did happen before then	505	3.22%	3.34%
	2	once in the last year of the relationship	675	4.3%	4.46%
	3	twice in the last year of the relationship	282	1.8%	1.86%
	4	3 to 5 times in the last year of the relationship	286	1.82%	1.89%
	5	6 to 10 times in the last year of the relationship	69	0.44%	0.46%
	6	11 to 20 times in the last year of the relationship	35	0.22%	0.23%
	7	more than 20 times in the last year of the relationship	69	0.44%	0.46%
		Total	15,132	96.38%	100%
Missing	.		485	3.09%	
	96	refused	62	0.39%	
	98	don't know	22	0.14%	
		Total	569	3.62%	

Valid	Invalid	Minimum	Maximum
15132	569	0	7

 H4RD20 - S17Q20 FREQ. R INJURED BY PARTNER-W4

Type	Code
Measurement Unit	numeric
H4RD20	20. How often (have/did) you (had/have) an injury, such as a sprain, bruise, or cut because of a fight with {initials}?

	Frequency	% of total	% of valid
--	-----------	------------	------------

Valid	0	never	1183	7.53%	61.3%
	1	this has not happened in the past year, but it did happen before then	210	1.34%	10.88%
	2	once in the last year of the relationship	263	1.68%	13.63%
	3	twice in the last year of the relationship	105	0.67%	5.44%
	4	3 to 5 times in the last year of the relationship	102	0.65%	5.28%
	5	6 to 10 times in the last year of the relationship	31	0.2%	1.61%
	6	11 to 20 times in the last year of the relationship	9	0.06%	0.47%
	7	more than 20 times in the last year of the relationship	27	0.17%	1.4%
		Total	1,930	12.29%	100%
Missing	.		485	3.09%	
	96	refused	56	0.36%	
	97	legitimate skip	13211	84.14%	
	98	don't know	19	0.12%	
		Total	13,771	87.71%	

Valid	Invalid	Minimum	Maximum
1930	13771	0	7

 H4RD21 - S17Q21 FREQ. PARTNER FORCED SEX ON R-W4

Type	Code
Measurement Unit	numeric
H4RD21	21. How often (has/did) {initials} (insisted/insist) on or (made/make) you have sexual relations with (him/her) when you didn't want to?

	Frequency	% of total	% of valid
--	-----------	------------	------------

Valid	0	never	14170	90.25%	93.67%
	1	this has not happened in the past year, but it did happen before then	187	1.19%	1.24%
	2	once in the last year of the relationship	297	1.89%	1.96%
	3	twice in the last year of the relationship	181	1.15%	1.2%
	4	3 to 5 times in the last year of the relationship	150	0.96%	0.99%
	5	6 to 10 times in the last year of the relationship	61	0.39%	0.4%
	6	11 to 20 times in the last year of the relationship	30	0.19%	0.2%
	7	more than 20 times in the last year of the relationship	52	0.33%	0.34%
		Total	15,128	96.35%	100%
Missing	.		485	3.09%	
	96	refused	61	0.39%	
	98	don't know	27	0.17%	
		Total	573	3.65%	

Valid	Invalid	Minimum	Maximum
15128	573	0	7

 H4RD22 - S17Q22 FREQ. R VIOLENT TO PARTNER-W4

Type	Code
Measurement Unit	numeric
H4RD22	22. How often (have/did) you threatened {initials} with violence, pushed or shoved (him/her), or thrown something at (him/her) that could hurt?

	Frequency	% of total	% of valid
--	-----------	------------	------------

Valid	0	never	13151	83.76%	86.88%
	1	this has not happened in the past year, but it did happen before then	586	3.73%	3.87%
	2	once in the last year of the relationship	735	4.68%	4.86%
	3	twice in the last year of the relationship	320	2.04%	2.11%
	4	3 to 5 times in the last year of the relationship	250	1.59%	1.65%
	5	6 to 10 times in the last year of the relationship	45	0.29%	0.3%
	6	11 to 20 times in the last year of the relationship	21	0.13%	0.14%
	7	more than 20 times in the last year of the relationship	29	0.18%	0.19%
		Total	15,137	96.41%	100%
Missing	.		485	3.09%	
	96	refused	55	0.35%	
	98	don't know	24	0.15%	
		Total	564	3.59%	

Valid	Invalid	Minimum	Maximum
15137	564	0	7

 H4RD23 - S17Q23 FREQ. R SLAP/HIT/KICK PARTNER-W4

Type	Code
Measurement Unit	numeric
H4RD23	23. How often (have/did) you (slapped/slap), hit, or (kicked/kick) {initials}?

	Frequency	% of total	% of valid
--	-----------	------------	------------



Valid	0	never	13730	87.45%	90.69%
	1	this has not happened in the past year, but it did happen before then	420	2.67%	2.77%
	2	once in the last year of the relationship	550	3.5%	3.63%
	3	twice in the last year of the relationship	205	1.31%	1.35%
	4	3 to 5 times in the last year of the relationship	167	1.06%	1.1%
	5	6 to 10 times in the last year of the relationship	30	0.19%	0.2%
	6	11 to 20 times in the last year of the relationship	10	0.06%	0.07%
	7	more than 20 times in the last year of the relationship	28	0.18%	0.18%
		Total	15,140	96.43%	100%
Missing	.		485	3.09%	
	96	refused	53	0.34%	
	98	don't know	23	0.15%	
		Total	561	3.57%	

Valid	Invalid	Minimum	Maximum
15140	561	0	7

 H4RD24 - S17Q24 FREQ. PARTNER INJURED BY R-W4

Type	Code
Measurement Unit	numeric
H4RD24	24. How often (has/did) {initials} (had/have) an injury, such as a sprain, bruise, or cut because of a fight with you?

	Frequency	% of total	% of valid
--	-----------	------------	------------

Valid	0	never	926	5.9%	65.44%
	1	this has not happened in the past year, but it did happen before then	157	1%	11.1%
	2	once in the last year of the relationship	194	1.24%	13.71%
	3	twice in the last year of the relationship	69	0.44%	4.88%
	4	3 to 5 times in the last year of the relationship	44	0.28%	3.11%
	5	6 to 10 times in the last year of the relationship	11	0.07%	0.78%
	6	11 to 20 times in the last year of the relationship	5	0.03%	0.35%
	7	more than 20 times in the last year of the relationship	9	0.06%	0.64%
		Total	1,415	9.01%	100%
Missing	.		485	3.09%	
	96	refused	48	0.31%	
	97	legitimate skip	13730	87.45%	
	98	don't know	23	0.15%	
		Total	14,286	90.99%	

Valid	Invalid	Minimum	Maximum
1415	14286	0	7

 H4RD25 - S17Q25 FREQ. R FORCED SEX ON PARTNER-W4

Type	Code
Measurement Unit	numeric
H4RD25	25. How often (have/did) you (insisted/insist) on or (made/make) {initials} have sexual relations with you when (he/she) didn't want to?

	Frequency	% of total	% of valid
--	-----------	------------	------------

Valid	0	never	14602	93%	96.47%
	1	this has not happened in the past year, but it did happen before then	117	0.75%	0.77%
	2	once in the last year of the relationship	189	1.2%	1.25%
	3	twice in the last year of the relationship	82	0.52%	0.54%
	4	3 to 5 times in the last year of the relationship	76	0.48%	0.5%
	5	6 to 10 times in the last year of the relationship	30	0.19%	0.2%
	6	11 to 20 times in the last year of the relationship	19	0.12%	0.13%
	7	more than 20 times in the last year of the relationship	21	0.13%	0.14%
		Total	15,136	96.4%	100%
Missing	.		485	3.09%	
	96	refused	56	0.36%	
	98	don't know	24	0.15%	
		Total	565	3.6%	

Valid	Invalid	Minimum	Maximum
15136	565	0	7

 H4KK14 - S20BQ14 LANGUAGE SPOKEN CHILD AT HOME-W4

Type	Code
Measurement Unit	numeric
H4KK14	14. What language do you speak to your child/children when you are together at home?

			Frequency	% of total	% of valid
Valid	1	English	7300	46.49%	92.96%
	2	Spanish	194	1.24%	2.47%
	3	Chinese	3	0.02%	0.04%
	4	an other European language	2	0.01%	0.03%
	5	an other Asian language	12	0.08%	0.15%
	6	other language	2	0.01%	0.03%
	7	a combination of English and another language	340	2.17%	4.33%
		Total	7,853	50.02%	100%

Missing	96	refused	8	0.05%	
	97	legitimate skip	7824	49.83%	
	98	don't know	16	0.1%	
		Total	7,848	49.98%	

Valid	Invalid	Minimum	Maximum
7853	7848	1	7

#### H4KK15A - S20BQ15 R HAPPY IN ROLE AS A PARENT-W4

Type	Code
Measurement Unit	numeric
H4KK15A	15A. How much do you agree or disagree with the following statement? I am happy in my role as a parent.

			Frequency	% of total	% of valid
Valid	1	strongly agree	5938	37.82%	75.62%
	2	agree	1484	9.45%	18.9%
	3	neither agree nor disagree	216	1.38%	2.75%
	4	disagree	145	0.92%	1.85%
	5	strongly disagree	69	0.44%	0.88%
		Total	7,852	50.01%	100%
Missing	96	refused	9	0.06%	
	97	legitimate skip	7824	49.83%	
	98	don't know	16	0.1%	
		Total	7,849	49.99%	

Valid	Invalid	Minimum	Maximum
7852	7849	1	5

#### H4KK15B - S20BQ15 R FEEL CLOSE TO CHILD(REN)-W4

Type	Code
Measurement Unit	numeric
H4KK15B	15B. How much do you agree or disagree with the following statement? I feel close to my child(ren).

			Frequency	% of total	% of valid
Valid	1	strongly agree	6550	41.72%	83.37%
	2	agree	1036	6.6%	13.19%
	3	neither agree nor disagree	141	0.9%	1.79%
	4	disagree	78	0.5%	0.99%
	5	strongly disagree	52	0.33%	0.66%
		Total	7,857	50.04%	100%

Missing	96	refused	9	0.06%	
	97	legitimate skip	7824	49.83%	
	98	don't know	11	0.07%	
		Total	7,844	49.96%	

Valid	Invalid	Minimum	Maximum
7857	7844	1	5

#### H4KK15C - S20BQ15 CHILD(REN) MAJOR STRESS TO R-W4

Type	Code
Measurement Unit	numeric
H4KK15C	15C. How much do you agree or disagree with the following statement? The major source of stress in my life is my child(ren).

			Frequency	% of total	% of valid
Valid	1	strongly agree	461	2.94%	5.87%
	2	agree	668	4.25%	8.5%
	3	neither agree nor disagree	1548	9.86%	19.71%
	4	disagree	2450	15.6%	31.19%
	5	strongly disagree	2728	17.37%	34.73%
		Total	7,855	50.03%	100%
Missing	96	refused	10	0.06%	
	97	legitimate skip	7824	49.83%	
	98	don't know	12	0.08%	
		Total	7,846	49.97%	

Valid	Invalid	Minimum	Maximum
7855	7846	1	5

#### H4KK15D - S20BQ15 PARENT RESPONSBLTY OVRWHELM R-W4

Type	Code
Measurement Unit	numeric
H4KK15D	15D. How much do you agree or disagree with the following statement? I feel overwhelmed by the responsibility of being a parent.

			Frequency	% of total	% of valid
Valid	1	strongly agree	349	2.22%	4.44%
	2	agree	653	4.16%	8.32%
	3	neither agree nor disagree	1444	9.2%	18.39%
	4	disagree	2701	17.2%	34.4%
	5	strongly disagree	2705	17.23%	34.45%
		Total	7,852	50.01%	100%

Missing	96	refused	11	0.07%	
	97	legitimate skip	7824	49.83%	
	98	don't know	14	0.09%	
		Total	7,849	49.99%	

Valid	Invalid	Minimum	Maximum
7852	7849	1	5

#### H4DS1 - S21Q1 12 MO,OFT DAMAGE PROP/NOT YOUR-W4

Type	Code
Measurement Unit	numeric
H4DS1	1. In the past 12 months, how often did you deliberately damage property that didn't belong to you?

			Frequency	% of total	% of valid
Valid	0	never	15011	95.61%	95.89%
	1	1 or 2 times	558	3.55%	3.56%
	2	3 or 4 times	52	0.33%	0.33%
	3	5 or more times	33	0.21%	0.21%
		Total	15,654	99.7%	100%
Missing	6	refused	28	0.18%	
	8	don't know	19	0.12%	
		Total	47	0.3%	

Valid	Invalid	Minimum	Maximum
15654	47	0	3

#### H4DS2 - S21Q2 12 MO,OFT STEAL SOMETHING/>\$50-W4

Type	Code
Measurement Unit	numeric
H4DS2	2. In the past 12 months, how often did you steal something worth more than \$50?

			Frequency	% of total	% of valid
Valid	0	never	15384	97.98%	98.24%
	1	1 or 2 times	220	1.4%	1.4%
	2	3 or 4 times	31	0.2%	0.2%
	3	5 or more times	25	0.16%	0.16%
		Total	15,660	99.74%	100%
Missing	6	refused	30	0.19%	
	8	don't know	11	0.07%	
		Total	41	0.26%	

Valid	Invalid	Minimum	Maximum
15660	41	0	3

 H4DS3 - S21Q3 12 MO,OFT HOUSE STEAL SOMETHIN-W4

Type	Code
Measurement Unit	numeric
H4DS3	3. In the past 12 months, how often did you go into a house or building to steal something?

			Frequency	% of total	% of valid
Valid	0	never	15556	99.08%	99.35%
	1	1 or 2 times	71	0.45%	0.45%
	2	3 or 4 times	19	0.12%	0.12%
	3	5 or more times	12	0.08%	0.08%
		Total	15,658	99.73%	100%
Missing	6	refused	31	0.2%	
	8	don't know	12	0.08%	
		Total	43	0.27%	

Valid	Invalid	Minimum	Maximum
15658	43	0	3

 H4DS4 - S21Q4 12 MO,OFT WEAPON GET SOMETHING-W4

Type	Code
Measurement Unit	numeric
H4DS4	4. In the past 12 months, how often did you use or threaten to use a weapon to get something from someone?

			Frequency	% of total	% of valid
Valid	0	never	15526	98.89%	99.17%
	1	1 or 2 times	104	0.66%	0.66%
	2	3 or 4 times	9	0.06%	0.06%
	3	5 or more times	17	0.11%	0.11%
		Total	15,656	99.71%	100%
Missing	6	refused	32	0.2%	
	8	don't know	13	0.08%	
		Total	45	0.29%	

Valid	Invalid	Minimum	Maximum
15656	45	0	3

 H4DS5 - S21Q5 12 MO,OFT SELL DRUGS-W4

Type	Code
Measurement Unit	numeric
H4DS5	5. In the past 12 months, how often did you sell marijuana or other drugs?

			Frequency	% of total	% of valid
Valid	0	never	15001	95.54%	95.79%
	1	1 or 2 times	275	1.75%	1.76%
	2	3 or 4 times	98	0.62%	0.63%
	3	5 or more times	286	1.82%	1.83%
		Total	15,660	99.74%	100%
Missing	6	refused	32	0.2%	
	8	don't know	9	0.06%	
		Total	41	0.26%	

Valid	Invalid	Minimum	Maximum
15660	41	0	3

#### H4DS6 - S21Q6 12 MO,OFT STEAL SOMETHING/<\$50-W4

Type	Code
Measurement Unit	numeric
H4DS6	6. In the past 12 months, how often did you steal something worth less than \$50?

			Frequency	% of total	% of valid
Valid	0	never	15038	95.78%	96.03%
	1	1 or 2 times	495	3.15%	3.16%
	2	3 or 4 times	63	0.4%	0.4%
	3	5 or more times	63	0.4%	0.4%
		Total	15,659	99.73%	100%
Missing	6	refused	31	0.2%	
	8	don't know	11	0.07%	
		Total	42	0.27%	

Valid	Invalid	Minimum	Maximum
15659	42	0	3

#### H4DS7 - S21Q7 12 MO,OFT PART PHYS FIGHT/GRP-W4

Type	Code
Measurement Unit	numeric
H4DS7	7. In the past 12 months, how often did you take part in a physical fight where a group of your friends was against another group?



			Frequency	% of total	% of valid
Valid	0	never	15163	96.57%	96.84%
	1	1 or 2 times	431	2.75%	2.75%
	2	3 or 4 times	46	0.29%	0.29%
	3	5 or more times	18	0.11%	0.11%
		Total	15,658	99.73%	100%
Missing	6	refused	33	0.21%	
	8	don't know	10	0.06%	
	Total		43	0.27%	

Valid	Invalid	Minimum	Maximum
15658	43	0	3

 H4DS8 - S21Q8 12 MO,OFT BUY,SELL,STOL PROPER-W4

Type	Code
Measurement Unit	numeric
H4DS8	8. In the past 12 months, how often did you buy, sell, or hold stolen property?

			Frequency	% of total	% of valid
Valid	0	never	15238	97.05%	97.32%
	1	1 or 2 times	328	2.09%	2.09%
	2	3 or 4 times	53	0.34%	0.34%
	3	5 or more times	39	0.25%	0.25%
		Total	15,658	99.73%	100%
Missing	6	refused	32	0.2%	
	8	don't know	11	0.07%	
	Total		43	0.27%	

Valid	Invalid	Minimum	Maximum
15658	43	0	3

 H4DS9 - S21Q9 12 MO,OFT USE ONE'S CRED CARD-W4

Type	Code
Measurement Unit	numeric
H4DS9	9. In the past 12 months, how often did you use someone else's credit card, bank card, or automatic teller card without their permission or knowledge?

			Frequency	% of total	% of valid
Valid	0	never	15556	99.08%	99.35%
	1	1 or 2 times	78	0.5%	0.5%
	2	3 or 4 times	14	0.09%	0.09%
	3	5 or more times	10	0.06%	0.06%

		Total	15,658	99.73%	100%
Missing	6	refused	32	0.2%	
	8	don't know	11	0.07%	
		Total	43	0.27%	

Valid	Invalid	Minimum	Maximum
15658	43	0	3

#### H4DS10 - S21Q10 12 MO,OFT DELIB WRIT BAD CHECK-W4

Type	Code
Measurement Unit	numeric
H4DS10	10. In the past 12 months, how often did you deliberately write a bad check?

			Frequency	% of total	% of valid
Valid	0	never	15357	97.81%	98.07%
	1	1 or 2 times	244	1.55%	1.56%
	2	3 or 4 times	33	0.21%	0.21%
	3	5 or more times	25	0.16%	0.16%
		Total	15,659	99.73%	100%
Missing	6	refused	32	0.2%	
	8	don't know	10	0.06%	
		Total	42	0.27%	

Valid	Invalid	Minimum	Maximum
15659	42	0	3

#### H4DS11 - S21Q11 12 MO,OFT GET IN PHYS FIGHT-W4

Type	Code
Measurement Unit	numeric
H4DS11	11. In the past 12 months, how often did you get into a serious physical fight?

			Frequency	% of total	% of valid
Valid	0	never	14851	94.59%	94.85%
	1	1 or 2 times	713	4.54%	4.55%
	2	3 or 4 times	59	0.38%	0.38%
	3	5 or more times	34	0.22%	0.22%
		Total	15,657	99.72%	100%
Missing	6	refused	35	0.22%	
	8	don't know	9	0.06%	
		Total	44	0.28%	

Valid	Invalid	Minimum	Maximum
-------	---------	---------	---------

15657	44	0	3
-------	----	---	---

#### H4DS12 - S21Q12 12 MO,OFT HURT ONE BAD/CARE-W4

Type	Code
Measurement Unit	numeric
H4DS12	12. In the past 12 months, how often did you hurt someone badly enough in a physical fight that he or she needed care from a doctor or nurse?

			Frequency	% of total	% of valid
Valid	0	never	508	3.24%	3.24%
	1	1 or 2 times	263	1.68%	1.68%
	2	3 or 4 times	23	0.15%	0.15%
	3	5 or more times	10	0.06%	0.06%
		Total	15,699	99.99%	100%
Missing	8	don't know	2	0.01%	
		Total	2	0.01%	

Valid	Invalid	Minimum	Maximum
15699	2	0	7

#### H4DS13 - S21Q13 12 MO YOUR PROP STOLEN >\$50-W4

Type	Code
Measurement Unit	numeric
H4DS13	13. Which of the following things happened in the past 12 months? Someone stole something from you worth more than \$50.

			Frequency	% of total	% of valid
Valid	0	no	10351	65.93%	72.73%
	1	yes	3882	24.72%	27.27%
		Total	14,233	90.65%	100%
Missing	.	missing	1424	9.07%	
	6	refused	32	0.2%	
	8	don't know	12	0.08%	
		Total	1,468	9.35%	

Valid	Invalid	Minimum	Maximum
14233	1468	0	1

#### H4DS14 - S21Q14 12 MO,SAW ONE SHOOT/STAB PERS-W4

Type	Code
Measurement Unit	numeric

H4DS14	14. Which of the following things happened in the past 12 months? You saw someone shoot or stab another person.
--------	---

			Frequency	% of total	% of valid
Valid	0	no	13034	83.01%	91.57%
	1	yes	1200	7.64%	8.43%
Total			14,234	90.66%	100%
Missing	.	missing	1424	9.07%	
	6	refused	34	0.22%	
	8	don't know	9	0.06%	
Total			1,467	9.34%	

Valid	Invalid	Minimum	Maximum
14234	1467	0	1

#### H4DS15 - S21Q15 12 MO,PULLED GUN/KNIFE ON YOU-W4

Type	Code
Measurement Unit	numeric
H4DS15	15. Which of the following things happened in the past 12 months? Someone pulled a knife or gun on you.

			Frequency	% of total	% of valid
Valid	0	no	13248	84.38%	93.08%
	1	yes	985	6.27%	6.92%
Total			14,233	90.65%	100%
Missing	.	missing	1424	9.07%	
	6	refused	35	0.22%	
	8	don't know	9	0.06%	
Total			1,468	9.35%	

Valid	Invalid	Minimum	Maximum
14233	1468	0	1

#### H4DS16 - S21Q16 12 MO,SOMEONE SHOT/STAB YOU-W4

Type	Code
Measurement Unit	numeric
H4DS16	16. Which of the following things happened in the past 12 months? Someone shot or stabbed you.

			Frequency	% of total	% of valid
Valid	0	no	13733	87.47%	96.47%
	1	yes	503	3.2%	3.53%

		Total	14,236	90.67%	100%
Missing	.	missing	1424	9.07%	
	6	refused	32	0.2%	
	8	don't know	9	0.06%	
		Total	1,465	9.33%	

Valid	Invalid	Minimum	Maximum
14236	1465	0	1

 H4DS17 - S21Q17 12 MO,ONE SLAP/HIT/CHOKE YOU-W4

Type	Code
Measurement Unit	numeric
H4DS17	17. Which of the following things happened in the past 12 months? Someone slapped, hit, choked, or kicked you.

			Frequency	% of total	% of valid
Valid	0	no	12766	81.31%	89.68%
	1	yes	1469	9.36%	10.32%
		Total	14,235	90.66%	100%
Missing	.	missing	1424	9.07%	
	6	refused	31	0.2%	
	8	don't know	11	0.07%	
		Total	1,466	9.34%	

Valid	Invalid	Minimum	Maximum
14235	1466	0	1

 H4DS18 - S21Q18 12 MO, YOU WERE BEATEN UP-W4

Type	Code
Measurement Unit	numeric
H4DS18	18. Which of the following things happened in the past 12 months? You were beaten up.

			Frequency	% of total	% of valid
Valid	0	no	13787	87.81%	96.85%
	1	yes	449	2.86%	3.15%
		Total	14,236	90.67%	100%
Missing	.	missing	1424	9.07%	
	6	refused	32	0.2%	
	8	don't know	9	0.06%	
		Total	1,465	9.33%	

Valid	Invalid	Minimum	Maximum
14236	1465	0	1

 H4DS19 - S21Q19 12 MO,PULL KNIFE/GUN SOMEONE-W4

Type	Code
Measurement Unit	numeric
H4DS19	19. Which of the following things happened in the past 12 months? You pulled a knife or gun on someone.

			Frequency	% of total	% of valid
Valid	0	no	13874	88.36%	97.46%
	1	yes	361	2.3%	2.54%
	Total		14,235	90.66%	100%
Missing	.	missing	1424	9.07%	
	6	refused	32	0.2%	
	8	don't know	10	0.06%	
	Total		1,466	9.34%	

Valid	Invalid	Minimum	Maximum
14235	1466	0	1

 H4DS20 - S21Q20 12 MO,SHOT/STABBED SOMEONE-W4

Type	Code
Measurement Unit	numeric
H4DS20	20. Which of the following things happened in the past 12 months? You shot or stabbed someone.

			Frequency	% of total	% of valid
Valid	0	no	14077	89.66%	98.9%
	1	yes	156	0.99%	1.1%
	Total		14,233	90.65%	100%
Missing	.	missing	1424	9.07%	
	6	refused	37	0.24%	
	8	don't know	7	0.04%	
	Total		1,468	9.35%	

Valid	Invalid	Minimum	Maximum
14233	1468	0	1

 H4CJ1 - S22Q1 EVER BEEN ARRESTED BY POLICE-W4

Type	Code
Measurement Unit	numeric

H4CJ1	1. Have you ever been arrested?
-------	---------------------------------

			Frequency	% of total	% of valid
Valid	0	no	11180	71.21%	71.78%
	1	yes	4395	27.99%	28.22%
Total			15,575	99.2%	100%
Missing	6	refused	44	0.28%	
	7	legitimate skip	73	0.46%	
	8	don't know	9	0.06%	
Total			126	0.8%	

Valid	Invalid	Minimum	Maximum
15575	126	0	1

#### H4CJ2 - S22Q2 NUM TIMES ARRESTED BY POLICE-W4

Type	Code
Measurement Unit	numeric
H4CJ2	2. How many times have you been arrested?

			Frequency	% of total	% of valid
Valid	1	once	2236	14.24%	50.13%
	2	more than once	2224	14.16%	49.87%
Total			4,460	28.41%	100%
Missing	.	missing	1	0.01%	
	6	refused	4	0.03%	
	7	legitimate skip	11233	71.54%	
	8	don't know	3	0.02%	
Total			11,241	71.59%	

Valid	Invalid	Minimum	Maximum
4460	11241	1	2

#### H4CJ3 - S22Q3 AGE WHEN ARRESTED BY POLICE-W4

Type	Numeric (Double)
H4CJ3	3. How old were you?

			Frequency	% of total	% of valid
Missing	.	missing	1	0.01%	
	96	refused	4	0.03%	
	97	legitimate skip	13464	85.75%	
	98	don't know	10	0.06%	
Total			13,479	85.85%	

Valid	Invalid	Minimum	Maximum	Mean	StdDev
2222	13479	8	33	21.805130...	4.1259232...

#### H4CJ4 - S22Q4 AGE WHEN 1ST ARRESTED BY POLICE-W4

Type	Numeric (Double)
H4CJ4	4. How old were you the first time you were arrested?

			Frequency	% of total	% of valid
Missing	.	missing	1	0.01%	
	96	refused	8	0.05%	
	97	legitimate skip	13469	85.78%	
	98	don't know	24	0.15%	
Total			13,502	85.99%	

Valid	Invalid	Minimum	Maximum	Mean	StdDev
2199	13502	7	31	18.549340...	3.4638649...

#### H4CJ5 - S22Q5 NUM TIMES ARRESTED BEF AGE 18-W4

Type	Numeric (Double)
H4CJ5	5. How many times were you arrested before your 18th birthday?

			Frequency	% of total	% of valid
Missing	.	missing	1	0.01%	
	996	refused	3	0.02%	
	997	legitimate skip	14874	94.73%	
	998	don't know	18	0.11%	
Total			14,896	94.87%	

Valid	Invalid	Minimum	Maximum	Mean	StdDev
805	14896	1	95	3.1291925...	5.1260921...

#### H4CJ6 - S22Q6 NUM TIMES ARRESTED SINCE 18-W4

Type	Numeric (Double)
H4CJ6	6. How many times have you been arrested since your 18th birthday?

			Frequency	% of total	% of valid
Missing	.	missing	1	0.01%	
	96	refused	29	0.18%	
	97	legitimate skip	13469	85.78%	
	98	don't know	49	0.31%	
Total			13,548	86.29%	

Valid	Invalid	Minimum	Maximum	Mean	StdDev
2153	13548	1	59	3.7909893...	4.3103330...



 H4CJ7A - S22Q7A TYPE ARREST CHARGE-DUI/DWI-W4

Type	Code
Measurement Unit	numeric
H4CJ7A	7A. What were you charged with (the first time)? You may give more than one answer. Select all that apply. driving under the influence (DUI; DWI)

			Frequency	% of total	% of valid
Valid	0	not selected	3449	21.97%	78.67%
	1	selected	935	5.96%	21.33%
Total			4,384	27.92%	100%
Missing	.	missing	1	0.01%	
	6	refused	56	0.36%	
	7	legitimate skip	11233	71.54%	
	8	don't know	27	0.17%	
Total			11,317	72.08%	

Valid	Invalid	Minimum	Maximum
4384	11317	0	1

 H4CJ7B - S22Q7B TYPE ARREST CHARGE-OTH ETOH-W4

Type	Code
Measurement Unit	numeric
H4CJ7B	7B. What were you charged with (the first time)? You may give more than one answer. Select all that apply. other alcohol-related offenses (underage purchase or consumption; open container; public intoxication; disorderly conduct; other liquor law violations)

			Frequency	% of total	% of valid
Valid	0	not selected	3939	25.09%	89.85%
	1	selected	445	2.83%	10.15%
Total			4,384	27.92%	100%
Missing	.	missing	1	0.01%	
	6	refused	56	0.36%	
	7	legitimate skip	11233	71.54%	
	8	don't know	27	0.17%	
Total			11,317	72.08%	

Valid	Invalid	Minimum	Maximum
4384	11317	0	1

 H4CJ7C - S22Q7C TYPE ARREST CHARGE-MARIJ-W4

Type	Code
------	------

Measurement Unit	numeric
H4CJ7C	7C. What were you charged with (the first time)? You may give more than one answer. Select all that apply. marijuana offenses (possession, sale, use, growing, or manufacturing of marijuana/hashish)

			Frequency	% of total	% of valid
Valid	0	not selected	3846	24.5%	87.73%
	1	selected	538	3.43%	12.27%
Total			4,384	27.92%	100%
Missing	.	missing	1	0.01%	
	6	refused	56	0.36%	
	7	legitimate skip	11233	71.54%	
	8	don't know	27	0.17%	
Total			11,317	72.08%	

Valid	Invalid	Minimum	Maximum
4384	11317	0	1

#### H4CJ7D - S22Q7D TYPE ARREST CHARGE-OTH DRUG-W4

Type	Code
Measurement Unit	numeric
H4CJ7D	7D. What were you charged with (the first time)? You may give more than one answer. Select all that apply. other drug offenses (unlawful possession, sale, use, or manufacturing of other narcotic drugs)

			Frequency	% of total	% of valid
Valid	0	not selected	4162	26.51%	94.94%
	1	selected	222	1.41%	5.06%
Total			4,384	27.92%	100%
Missing	.	missing	1	0.01%	
	6	refused	56	0.36%	
	7	legitimate skip	11233	71.54%	
	8	don't know	27	0.17%	
Total			11,317	72.08%	

Valid	Invalid	Minimum	Maximum
4384	11317	0	1

#### H4CJ7E - S22Q7E TYPE ARREST CHARGE-ROBBERY-W4

Type	Code
Measurement Unit	numeric

H4CJ7E	7E. What were you charged with (the first time)? You may give more than one answer. Select all that apply. robbery (taking or attempting to take something using a weapon or physical force)
--------	--

			Frequency	% of total	% of valid
Valid	0	not selected	4287	27.3%	97.79%
	1	selected	97	0.62%	2.21%
Total			4,384	27.92%	100%
Missing	.	missing	1	0.01%	
	6	refused	56	0.36%	
	7	legitimate skip	11233	71.54%	
	8	don't know	27	0.17%	
Total			11,317	72.08%	

Valid	Invalid	Minimum	Maximum
4384	11317	0	1

#### H4CJ7F - S22Q7F TYPE ARREST CHARGE-THEFT-W4

Type	Code
Measurement Unit	numeric
H4CJ7F	7F. What were you charged with (the first time)? You may give more than one answer. Select all that apply. theft (taking something without using force, such as larceny, burglary, or shoplifting)

			Frequency	% of total	% of valid
Valid	0	not selected	3888	24.76%	88.69%
	1	selected	496	3.16%	11.31%
Total			4,384	27.92%	100%
Missing	.	missing	1	0.01%	
	6	refused	56	0.36%	
	7	legitimate skip	11233	71.54%	
	8	don't know	27	0.17%	
Total			11,317	72.08%	

Valid	Invalid	Minimum	Maximum
4384	11317	0	1

#### H4CJ7G - S22Q7G TYPE ARREST CHARGE-RAPE-W4

Type	Code
Measurement Unit	numeric

H4CJ7G	7G. What were you charged with (the first time)? You may give more than one answer. Select all that apply. forcible rape (does not include statutory rape)
--------	--

			Frequency	% of total	% of valid
Valid	0	not selected	4380	27.9%	99.91%
	1	selected	4	0.03%	0.09%
Total			4,384	27.92%	100%
Missing	.	missing	1	0.01%	
	6	refused	56	0.36%	
	7	legitimate skip	11233	71.54%	
	8	don't know	27	0.17%	
Total			11,317	72.08%	

Valid	Invalid	Minimum	Maximum
4384	11317	0	1

#### H4CJ7H - S22Q7H TYPE ARREST CHARGE-AGR ASSLT-W4

Type	Code
Measurement Unit	numeric
H4CJ7H	7H. What were you charged with (the first time)? You may give more than one answer. Select all that apply. aggravated assault/intentional manslaughter/murder (unlawful attack upon another for the purpose of causing severe injury or death, simple assaults are excluded)

			Frequency	% of total	% of valid
Valid	0	not selected	4285	27.29%	97.74%
	1	selected	99	0.63%	2.26%
Total			4,384	27.92%	100%
Missing	.	missing	1	0.01%	
	6	refused	56	0.36%	
	7	legitimate skip	11233	71.54%	
	8	don't know	27	0.17%	
Total			11,317	72.08%	

Valid	Invalid	Minimum	Maximum
4384	11317	0	1

#### H4CJ7I - S22Q7I TYPE ARREST CHARGE-SIMP ASSLT-W4

Type	Code
Measurement Unit	numeric

H4CJ7I	7I. What were you charged with (the first time)? You may give more than one answer. Select all that apply. simple assault (assaults and attempted assaults where no weapon is used and the victim is not seriously injured)
--------	---

			Frequency	% of total	% of valid
Valid	0	not selected	4043	25.75%	92.22%
	1	selected	341	2.17%	7.78%
Total			4,384	27.92%	100%
Missing	.	missing	1	0.01%	
	6	refused	56	0.36%	
	7	legitimate skip	11233	71.54%	
	8	don't know	27	0.17%	
Total			11,317	72.08%	

Valid	Invalid	Minimum	Maximum
4384	11317	0	1

#### H4CJ7J - S22Q7J TYPE ARREST CHARGE-FRAUD-W4

Type	Code
Measurement Unit	numeric
H4CJ7J	7J. What were you charged with (the first time)? You may give more than one answer. Select all that apply. fraud, forgery, or embezzlement

			Frequency	% of total	% of valid
Valid	0	not selected	4295	27.35%	97.97%
	1	selected	89	0.57%	2.03%
Total			4,384	27.92%	100%
Missing	.	missing	1	0.01%	
	6	refused	56	0.36%	
	7	legitimate skip	11233	71.54%	
	8	don't know	27	0.17%	
Total			11,317	72.08%	

Valid	Invalid	Minimum	Maximum
4384	11317	0	1

#### H4CJ7K - S22Q7K TYPE ARREST CHARGE-OTHER OFFNS-W4

Type	Code
Measurement Unit	numeric
H4CJ7K	7K. What were you charged with (the first time)? You may give more than one answer. Select all that apply. other offenses

			Frequency	% of total	% of valid
--	--	--	-----------	------------	------------

Valid	0	not selected	2767	17.62%	63.12%
	1	selected	1617	10.3%	36.88%
		Total	4,384	27.92%	100%
Missing	.	missing	1	0.01%	
	6	refused	56	0.36%	
	7	legitimate skip	11233	71.54%	
	8	don't know	27	0.17%	
		Total	11,317	72.08%	

Valid	Invalid	Minimum	Maximum
4384	11317	0	1

#### H4CJ8 - S22Q8 AGE LAST TIME ARRESTED-W4

Type	Numeric (Double)
H4CJ8	8. How old were you the last time you were arrested?

			Frequency	% of total	% of valid
Missing	.	missing	2	0.01%	
	96	refused	15	0.1%	
	97	legitimate skip	13476	85.83%	
	98	don't know	25	0.16%	
		Total	13,518	86.1%	

Valid	Invalid	Minimum	Maximum	Mean	StdDev
2183	13518	11	33	24.264315...	3.7586740...

#### H4CJ9A - S22Q9A LAST ARREST CHARGE-DUI/DWI-W4

Type	Code
Measurement Unit	numeric
H4CJ9A	9A. That last time [you were arrested], what were you charged with? You may give more than one answer. Select all that apply. driving under the influence (DUI; DWI)

			Frequency	% of total	% of valid
Valid	0	not selected	1703	10.85%	78.41%
	1	selected	469	2.99%	21.59%
		Total	2,172	13.83%	100%
Missing	.	missing	1	0.01%	
	6	refused	37	0.24%	
	7	legitimate skip	13476	85.83%	
	8	don't know	15	0.1%	
		Total	13,529	86.17%	

Valid	Invalid	Minimum	Maximum
2172	13529	0	1

 H4CJ9B - S22Q9B LAST ARREST CHARGE-OTH ETOH-W4

Type	Code
Measurement Unit	numeric
H4CJ9B	9B. That last time [you were arrested], what were you charged with? You may give more than one answer. Select all that apply. other alcohol-related offenses (underage purchase or consumption; open container; public intoxication; disorderly conduct; other liquor law violations)

			Frequency	% of total	% of valid
Valid	0	not selected	2007	12.78%	92.4%
	1	selected	165	1.05%	7.6%
Total			2,172	13.83%	100%
Missing	.	missing	1	0.01%	
	6	refused	37	0.24%	
	7	legitimate skip	13476	85.83%	
	8	don't know	15	0.1%	
Total			13,529	86.17%	

Valid	Invalid	Minimum	Maximum
2172	13529	0	1

 H4CJ9C - S22Q9C LAST ARREST CHARGE-MARIJ-W4

Type	Code
Measurement Unit	numeric
H4CJ9C	9C. That last time [you were arrested], what were you charged with? You may give more than one answer. Select all that apply. marijuana offenses (possession, sale, use, growing, or manufacturing of marijuana/hashish)

			Frequency	% of total	% of valid
Valid	0	not selected	1937	12.34%	89.18%
	1	selected	235	1.5%	10.82%
Total			2,172	13.83%	100%
Missing	.	missing	1	0.01%	
	6	refused	37	0.24%	
	7	legitimate skip	13476	85.83%	
	8	don't know	15	0.1%	
Total			13,529	86.17%	

Valid	Invalid	Minimum	Maximum
2172	13529	0	1

 H4CJ9D - S22Q9D LAST ARREST CHARGE-OTH DRUG-W4

Type	Code
Measurement Unit	numeric
H4CJ9D	9D. That last time [you were arrested], what were you charged with? You may give more than one answer. Select all that apply. other drug offenses (unlawful possession, sale, use, or manufacturing of other narcotic drugs)

			Frequency	% of total	% of valid
Valid	0	not selected	2020	12.87%	93%
	1	selected	152	0.97%	7%
	Total		2,172	13.83%	100%
Missing	.	missing	1	0.01%	
	6	refused	37	0.24%	
	7	legitimate skip	13476	85.83%	
	8	don't know	15	0.1%	
	Total		13,529	86.17%	

Valid	Invalid	Minimum	Maximum
2172	13529	0	1

 H4CJ9E - S22Q9E LAST ARREST CHARGE-ROBBERY-W4

Type	Code
Measurement Unit	numeric
H4CJ9E	9E. That last time [you were arrested], what were you charged with? You may give more than one answer. Select all that apply. robbery (taking or attempting to take something using a weapon or physical force)

			Frequency	% of total	% of valid
Valid	0	not selected	2124	13.53%	97.79%
	1	selected	48	0.31%	2.21%
	Total		2,172	13.83%	100%
Missing	.	missing	1	0.01%	
	6	refused	37	0.24%	
	7	legitimate skip	13476	85.83%	
	8	don't know	15	0.1%	
	Total		13,529	86.17%	

Valid	Invalid	Minimum	Maximum
2172	13529	0	1

 H4CJ9F - S22Q9F LAST ARREST CHARGE-THEFT-W4

Type	Code
------	------



Measurement Unit	numeric
H4CJ9F	9F. That last time [you were arrested], what were you charged with? You may give more than one answer. Select all that apply. theft (taking something without using force, such as larceny, burglary, or shoplifting)

			Frequency	% of total	% of valid
Valid	0	not selected	2045	13.02%	94.15%
	1	selected	127	0.81%	5.85%
	Total		2,172	13.83%	100%
Missing	.	missing	1	0.01%	
	6	refused	37	0.24%	
	7	legitimate skip	13476	85.83%	
	8	don't know	15	0.1%	
Total		13,529	86.17%		

Valid	Invalid	Minimum	Maximum
2172	13529	0	1

#### H4CJ9G - S22Q9G LAST ARREST CHARGE-RAPE-W4

Type	Code
Measurement Unit	numeric
H4CJ9G	9G. That last time [you were arrested], what were you charged with? You may give more than one answer. Select all that apply. forcible rape (does not include statutory rape)

			Frequency	% of total	% of valid
Valid	0	not selected	2171	13.83%	99.95%
	1	selected	1	0.01%	0.05%
	Total		2,172	13.83%	100%
Missing	.	missing	1	0.01%	
	6	refused	37	0.24%	
	7	legitimate skip	13476	85.83%	
	8	don't know	15	0.1%	
Total		13,529	86.17%		

Valid	Invalid	Minimum	Maximum
2172	13529	0	1

#### H4CJ9H - S22Q9H LAST ARREST CHARGE-AGR ASSLT-W4

Type	Code
Measurement Unit	numeric

H4CJ9H	9H. That last time [you were arrested], what were you charged with? You may give more than one answer. Select all that apply. aggravated assault/intentional manslaughter/murder (unlawful attack upon another for the purpose of causing severe injury or death, simple assaults are excluded)
--------	---

			Frequency	% of total	% of valid
Valid	0	not selected	2094	13.34%	96.41%
	1	selected	78	0.5%	3.59%
	Total		2,172	13.83%	100%
Missing	.	missing	1	0.01%	
	6	refused	37	0.24%	
	7	legitimate skip	13476	85.83%	
	8	don't know	15	0.1%	
	Total		13,529	86.17%	

Valid	Invalid	Minimum	Maximum
2172	13529	0	1

#### H4CJ9I - S22Q9I LAST ARREST CHARGE-SIMP ASSLT-W4

Type	Code
Measurement Unit	numeric
H4CJ9I	9I. That last time [you were arrested], what were you charged with? You may give more than one answer. Select all that apply. simple assault (assaults and attempted assaults where no weapon is used and the victim is not seriously injured)

			Frequency	% of total	% of valid
Valid	0	not selected	2014	12.83%	92.73%
	1	selected	158	1.01%	7.27%
	Total		2,172	13.83%	100%
Missing	.	missing	1	0.01%	
	6	refused	37	0.24%	
	7	legitimate skip	13476	85.83%	
	8	don't know	15	0.1%	
	Total		13,529	86.17%	

Valid	Invalid	Minimum	Maximum
2172	13529	0	1

#### H4CJ9J - S22Q9J LAST ARREST CHARGE-FRAUD-W4

Type	Code
Measurement Unit	numeric

H4CJ9J	9J. That last time [you were arrested], what were you charged with? You may give more than one answer. Select all that apply. fraud, forgery, or embezzlement
--------	---

			Frequency	% of total	% of valid
Valid	0	not selected	2136	13.6%	98.34%
	1	selected	36	0.23%	1.66%
Total			2,172	13.83%	100%
Missing	.	missing	1	0.01%	
	6	refused	37	0.24%	
	7	legitimate skip	13476	85.83%	
	8	don't know	15	0.1%	
Total			13,529	86.17%	

Valid	Invalid	Minimum	Maximum
2172	13529	0	1

#### H4CJ9K - S22Q9K LAST ARREST CHARGE-OTH OFFNS-W4

Type	Code
Measurement Unit	numeric
H4CJ9K	9K. That last time [you were arrested], what were you charged with? You may give more than one answer. Select all that apply. other offenses

			Frequency	% of total	% of valid
Valid	0	not selected	1335	8.5%	61.46%
	1	selected	837	5.33%	38.54%
Total			2,172	13.83%	100%
Missing	.	missing	1	0.01%	
	6	refused	37	0.24%	
	7	legitimate skip	13476	85.83%	
	8	don't know	15	0.1%	
Total			13,529	86.17%	

Valid	Invalid	Minimum	Maximum
2172	13529	0	1

#### H4CJ10 - S22Q10 EVER BEEN CONVICTED/PLED CRM-W4

Type	Code
Measurement Unit	numeric
H4CJ10	10. Have you ever been convicted of or pled guilty to any charges other than a minor traffic violation?

			Frequency	% of total	% of valid
--	--	--	-----------	------------	------------

Valid	0	no	2430	15.48%	54.75%
	1	once	1284	8.18%	28.93%
	2	more than once	724	4.61%	16.31%
		Total	4,438	28.27%	100%
Missing	.	missing	1	0.01%	
	6	refused	22	0.14%	
	7	legitimate skip	11233	71.54%	
	8	don't know	7	0.04%	
		Total	11,263	71.73%	

Valid	Invalid	Minimum	Maximum
4438	11263	0	2

 H4CJ11 - S22Q11 AGE WHEN CONVICTED-W4

Type	Numeric (Double)
H4CJ11	11. How old were you when you were convicted or pled guilty?

			Frequency	% of total	% of valid
Missing	.	missing	1	0.01%	
	96	refused	4	0.03%	
	97	legitimate skip	14416	91.82%	
	98	don't know	7	0.04%	
		Total	14,428	91.89%	

Valid	Invalid	Minimum	Maximum	Mean	StdDev
1273	14428	1	32	22.267871...	3.9245694...

 H4CJ12 - S22Q12 AGE WHEN 1ST CONVICTED-W4

Type	Numeric (Double)
H4CJ12	12. How old were you the first time you were convicted or pled guilty to something?

			Frequency	% of total	% of valid
Missing	.	missing	1	0.01%	
	96	refused	4	0.03%	
	97	legitimate skip	14976	95.38%	
	98	don't know	10	0.06%	
		Total	14,991	95.48%	

Valid	Invalid	Minimum	Maximum	Mean	StdDev
710	14991	11	30	18.980281...	3.4774558...

 H4CJ13A - S22Q13A CONVICT/PLED CHARGE-DUI/DWI-W4

Type	Code
Measurement Unit	numeric
H4CJ13A	13A. What charges were you convicted of or did you plead guilty to (the first time)? You may give more than one answer. Select all that apply. driving under the influence (DUI; DWI)

			Frequency	% of total	% of valid
Valid	0	not selected	1554	9.9%	78.56%
	1	selected	424	2.7%	21.44%
Total			1,978	12.6%	100%
Missing	.	missing	1	0.01%	
	6	refused	16	0.1%	
	7	legitimate skip	13692	87.2%	
	8	don't know	14	0.09%	
Total			13,723	87.4%	

Valid	Invalid	Minimum	Maximum
1978	13723	0	1

#### H4CJ13B - S22Q13B CONVICT/PLED CHARGE-OTH ETOH-W4

Type	Code
Measurement Unit	numeric
H4CJ13B	13B. What charges were you convicted of or did you plead guilty to (the first time)? You may give more than one answer. Select all that apply. other alcohol-related offenses (underage purchase or consumption; open container; public intoxication; disorderly conduct; other liquor law violations)

			Frequency	% of total	% of valid
Valid	0	not selected	1839	11.71%	92.97%
	1	selected	139	0.89%	7.03%
Total			1,978	12.6%	100%
Missing	.	missing	1	0.01%	
	6	refused	16	0.1%	
	7	legitimate skip	13692	87.2%	
	8	don't know	14	0.09%	
Total			13,723	87.4%	

Valid	Invalid	Minimum	Maximum
1978	13723	0	1

#### H4CJ13C - S22Q13C CONVICT/PLED CHARGE-MARIJ-W4

Type	Code
------	------

Measurement Unit	numeric
H4CJ13C	13C. What charges were you convicted of or did you plead guilty to (the first time)? You may give more than one answer. Select all that apply. marijuana offenses (possession, sale, use, growing, or manufacturing of marijuana/hashish)

			Frequency	% of total	% of valid
Valid	0	not selected	1699	10.82%	85.89%
	1	selected	279	1.78%	14.11%
Total			1,978	12.6%	100%
Missing	.	missing	1	0.01%	
	6	refused	16	0.1%	
	7	legitimate skip	13692	87.2%	
	8	don't know	14	0.09%	
Total			13,723	87.4%	

Valid	Invalid	Minimum	Maximum
1978	13723	0	1

#### H4CJ13D - S22Q13D CONVICT/PLED CHARGE-OTH DRUG-W4

Type	Code
Measurement Unit	numeric
H4CJ13D	13D. What charges were you convicted of or did you plead guilty to (the first time)? You may give more than one answer. Select all that apply. other drug offenses (unlawful possession, sale, use, or manufacturing of other narcotic drugs)

			Frequency	% of total	% of valid
Valid	0	not selected	1818	11.58%	91.91%
	1	selected	160	1.02%	8.09%
Total			1,978	12.6%	100%
Missing	.	missing	1	0.01%	
	6	refused	16	0.1%	
	7	legitimate skip	13692	87.2%	
	8	don't know	14	0.09%	
Total			13,723	87.4%	

Valid	Invalid	Minimum	Maximum
1978	13723	0	1

#### H4CJ13E - S22Q13E CONVICT/PLED CHARGE-ROBBERY-W4

Type	Code
------	------

Measurement Unit	numeric
H4CJ13E	13E. What charges were you convicted of or did you plead guilty to (the first time)? You may give more than one answer. Select all that apply. robbery (taking or attempting to take something using a weapon or physical force)

			Frequency	% of total	% of valid
Valid	0	not selected	1915	12.2%	96.81%
	1	selected	63	0.4%	3.19%
	Total		1,978	12.6%	100%
Missing	.	missing	1	0.01%	
	6	refused	16	0.1%	
	7	legitimate skip	13692	87.2%	
	8	don't know	14	0.09%	
Total		13,723	87.4%		

Valid	Invalid	Minimum	Maximum
1978	13723	0	1

#### H4CJ13F - S22Q13F CONVICT/PLED CHARGE-THEFT-W4

Type	Code
Measurement Unit	numeric
H4CJ13F	13F. What charges were you convicted of or did you plead guilty to (the first time)? You may give more than one answer. Select all that apply. theft (taking something without using force, such as larceny, burglary, or shoplifting)

			Frequency	% of total	% of valid
Valid	0	not selected	1737	11.06%	87.82%
	1	selected	241	1.53%	12.18%
	Total		1,978	12.6%	100%
Missing	.	missing	1	0.01%	
	6	refused	16	0.1%	
	7	legitimate skip	13692	87.2%	
	8	don't know	14	0.09%	
Total		13,723	87.4%		

Valid	Invalid	Minimum	Maximum
1978	13723	0	1

#### H4CJ13G - S22Q13G CONVICT/PLED CHARGE-RAPE-W4

Type	Code
Measurement Unit	numeric

H4CJ13G	13G. What charges were you convicted of or did you plead guilty to (the first time)? You may give more than one answer. Select all that apply. forcible rape (does not include statutory rape)
---------	--

			Frequency	% of total	% of valid
Valid	0	not selected	1977	12.59%	99.95%
	1	selected	1	0.01%	0.05%
Total			1,978	12.6%	100%
Missing	.	missing	1	0.01%	
	6	refused	16	0.1%	
	7	legitimate skip	13692	87.2%	
	8	don't know	14	0.09%	
Total			13,723	87.4%	

Valid	Invalid	Minimum	Maximum
1978	13723	0	1

#### H4CJ13H - S22Q13H CONVICT/PLED CHARGE-AGR ASSLT-W4

Type	Code
Measurement Unit	numeric
H4CJ13H	13H. What charges were you convicted of or did you plead guilty to (the first time)? You may give more than one answer. Select all that apply. aggravated assault/intentional manslaughter/murder (unlawful attack upon another for the purpose of causing severe injury or death, simple assaults are excluded)

			Frequency	% of total	% of valid
Valid	0	not selected	1924	12.25%	97.27%
	1	selected	54	0.34%	2.73%
Total			1,978	12.6%	100%
Missing	.	missing	1	0.01%	
	6	refused	16	0.1%	
	7	legitimate skip	13692	87.2%	
	8	don't know	14	0.09%	
Total			13,723	87.4%	

Valid	Invalid	Minimum	Maximum
1978	13723	0	1

#### H4CJ13I - S22Q13I CONVICT/PLED CHARGE-SIM ASSLT-W4

Type	Code
Measurement Unit	numeric



H4CJ13I	13I. What charges were you convicted of or did you plead guilty to (the first time)? You may give more than one answer. Select all that apply. simple assault (assaults and attempted assaults where no weapon is used and the victim is not seriously injured)
---------	---

			Frequency	% of total	% of valid
Valid	0	not selected	1860	11.85%	94.03%
	1	selected	118	0.75%	5.97%
	Total		1,978	12.6%	100%
Missing	.	missing	1	0.01%	
	6	refused	16	0.1%	
	7	legitimate skip	13692	87.2%	
	8	don't know	14	0.09%	
Total		13,723	87.4%		

Valid	Invalid	Minimum	Maximum
1978	13723	0	1

#### H4CJ13J - S22Q13J CONVICT/PLED CHARGE-FRAUD-W4

Type	Code
Measurement Unit	numeric
H4CJ13J	13J. What charges were you convicted of or did you plead guilty to (the first time)? You may give more than one answer. Select all that apply. fraud, forgery, or embezzlement

			Frequency	% of total	% of valid
Valid	0	not selected	1921	12.23%	97.12%
	1	selected	57	0.36%	2.88%
	Total		1,978	12.6%	100%
Missing	.	missing	1	0.01%	
	6	refused	16	0.1%	
	7	legitimate skip	13692	87.2%	
	8	don't know	14	0.09%	
Total		13,723	87.4%		

Valid	Invalid	Minimum	Maximum
1978	13723	0	1

#### H4CJ13K - S22Q13K CONVICT/PLED CHARGE-OTH OFFNS-W4

Type	Code
Measurement Unit	numeric

H4CJ13K	13K. What charges were you convicted of or did you plead guilty to (the first time)? You may give more than one answer. Select all that apply. other offenses
---------	---

			Frequency	% of total	% of valid
Valid	0	not selected	1399	8.91%	70.73%
	1	selected	579	3.69%	29.27%
Total			1,978	12.6%	100%
Missing	.	missing	1	0.01%	
	6	refused	16	0.1%	
	7	legitimate skip	13692	87.2%	
	8	don't know	14	0.09%	
Total			13,723	87.4%	

Valid	Invalid	Minimum	Maximum
1978	13723	0	1

#### H4CJ14 - S22Q14 AGE WHEN LST CONVICTED/PLED-W4

Type	Numeric (Double)
H4CJ14	14. How old were you the last time you were convicted of or pled guilty to something?

			Frequency	% of total	% of valid
Missing	.	missing	1	0.01%	
	96	refused	3	0.02%	
	97	legitimate skip	14976	95.38%	
	98	don't know	6	0.04%	
Total			14,986	95.45%	

Valid	Invalid	Minimum	Maximum	Mean	StdDev
715	14986	2	32	24.296503...	3.7515900...

#### H4CJ15A - S22Q15A LST CONV/PLED CHARG-DUI/DWI-W4

Type	Code
Measurement Unit	numeric
H4CJ15A	15A. What charges were you convicted of or did you plead guilty to the last time? You may give more than one answer. Select all that apply. driving under the influence (DUI; DWI)

			Frequency	% of total	% of valid
Valid	0	not selected	537	3.42%	76.06%
	1	selected	169	1.08%	23.94%
Total			706	4.5%	100%

Missing	.	missing	1	0.01%	
	6	refused	11	0.07%	
	7	legitimate skip	14976	95.38%	
	8	don't know	7	0.04%	
		Total	14,995	95.5%	

Valid	Invalid	Minimum	Maximum
706	14995	0	1

#### H4CJ15B - S22Q15B LST CONV/PLED CHARG-OTH ETOH-W4

Type	Code
Measurement Unit	numeric
H4CJ15B	15B. What charges were you convicted of or did you plead guilty to the last time? You may give more than one answer. Select all that apply. other alcohol-related offenses (underage purchase or consumption; open container; public intoxication; disorderly conduct; other liquor law violations)

			Frequency	% of total	% of valid
Valid	0	not selected	661	4.21%	93.63%
	1	selected	45	0.29%	6.37%
		Total	706	4.5%	100%
Missing	.	missing	1	0.01%	
	6	refused	11	0.07%	
	7	legitimate skip	14976	95.38%	
	8	don't know	7	0.04%	
		Total	14,995	95.5%	

Valid	Invalid	Minimum	Maximum
706	14995	0	1

#### H4CJ15C - S22Q15C LST CONV/PLED CHARG-MARIJ-W4

Type	Code
Measurement Unit	numeric
H4CJ15C	15C. What charges were you convicted of or did you plead guilty to the last time? You may give more than one answer. Select all that apply. marijuana offenses (possession, sale, use, growing, or manufacturing of marijuana/hashish)

			Frequency	% of total	% of valid
Valid	0	not selected	622	3.96%	88.1%
	1	selected	84	0.53%	11.9%
		Total	706	4.5%	100%

Missing	.	missing	1	0.01%	
	6	refused	11	0.07%	
	7	legitimate skip	14976	95.38%	
	8	don't know	7	0.04%	
		Total	14,995	95.5%	

Valid	Invalid	Minimum	Maximum
706	14995	0	1

 H4CJ15D - S22Q15D LST CONV/PLED CHARG-OTH DRUG-W4

Type	Code
Measurement Unit	numeric
H4CJ15D	15D. What charges were you convicted of or did you plead guilty to the last time? You may give more than one answer. Select all that apply. other drug offenses (unlawful possession, sale, use, or manufacturing of other narcotic drugs)

			Frequency	% of total	% of valid
Valid	0	not selected	632	4.03%	89.52%
	1	selected	74	0.47%	10.48%
		Total	706	4.5%	100%
Missing	.	missing	1	0.01%	
	6	refused	11	0.07%	
	7	legitimate skip	14976	95.38%	
	8	don't know	7	0.04%	
		Total	14,995	95.5%	

Valid	Invalid	Minimum	Maximum
706	14995	0	1

 H4CJ15E - S22Q15E LST CONV/PLED CHARG-ROBBERY-W4

Type	Code
Measurement Unit	numeric
H4CJ15E	15E. What charges were you convicted of or did you plead guilty to the last time? You may give more than one answer. Select all that apply. robbery (taking or attempting to take something using a weapon or physical force)

			Frequency	% of total	% of valid
Valid	0	not selected	678	4.32%	96.03%
	1	selected	28	0.18%	3.97%
		Total	706	4.5%	100%

Missing	.	missing	1	0.01%	
	6	refused	11	0.07%	
	7	legitimate skip	14976	95.38%	
	8	don't know	7	0.04%	
		Total	14,995	95.5%	

Valid	Invalid	Minimum	Maximum
706	14995	0	1

 H4CJ15F - S22Q15F LST CONV/PLED CHARG-THEFT-W4

Type	Code
Measurement Unit	numeric
H4CJ15F	15F. What charges were you convicted of or did you plead guilty to the last time? You may give more than one answer. Select all that apply. theft (taking something without using force, such as larceny, burglary, or shoplifting)

			Frequency	% of total	% of valid
Valid	0	not selected	652	4.15%	92.35%
	1	selected	54	0.34%	7.65%
		Total	706	4.5%	100%
Missing	.	missing	1	0.01%	
	6	refused	11	0.07%	
	7	legitimate skip	14976	95.38%	
	8	don't know	7	0.04%	
		Total	14,995	95.5%	

Valid	Invalid	Minimum	Maximum
706	14995	0	1

 H4CJ15G - S22Q15G LST CONV/PLED CHARG-RAPE-W4

Type	Code
Measurement Unit	numeric
H4CJ15G	15G. What charges were you convicted of or did you plead guilty to the last time? You may give more than one answer. Select all that apply. forcible rape (does not include statutory rape)

			Frequency	% of total	% of valid
Valid	0	not selected	706	4.5%	100%
		Total	706	4.5%	100%

Missing	.	missing	1	0.01%	
	6	refused	11	0.07%	
	7	legitimate skip	14976	95.38%	
	8	don't know	7	0.04%	
		Total	14,995	95.5%	

Valid	Invalid	Minimum	Maximum
706	14995	0	0

 H4CJ15H - S22Q15H LST CONV/PLED CHARG-AGR ASSLT-W4

Type	Code
Measurement Unit	numeric
H4CJ15H	15H. What charges were you convicted of or did you plead guilty to the last time? You may give more than one answer. Select all that apply. aggravated assault/intentional manslaughter/murder (unlawful attack upon another for the purpose of causing severe injury or death, simple assaults are excluded)

			Frequency	% of total	% of valid
Valid	0	not selected	672	4.28%	95.18%
	1	selected	34	0.22%	4.82%
		Total	706	4.5%	100%
Missing	.	missing	1	0.01%	
	6	refused	11	0.07%	
	7	legitimate skip	14976	95.38%	
	8	don't know	7	0.04%	
		Total	14,995	95.5%	

Valid	Invalid	Minimum	Maximum
706	14995	0	1

 H4CJ15I - S22Q15I LST CONV/PLED CHARG-SIM ASSLT-W4

Type	Code
Measurement Unit	numeric
H4CJ15I	15I. What charges were you convicted of or did you plead guilty to the last time? You may give more than one answer. Select all that apply. simple assault (assaults and attempted assaults where no weapon is used and the victim is not seriously injured)

			Frequency	% of total	% of valid
Valid	0	not selected	661	4.21%	93.63%
	1	selected	45	0.29%	6.37%
		Total	706	4.5%	100%

Missing	.	missing	1	0.01%	
	6	refused	11	0.07%	
	7	legitimate skip	14976	95.38%	
	8	don't know	7	0.04%	
		Total	14,995	95.5%	

Valid	Invalid	Minimum	Maximum
706	14995	0	1

 H4CJ15J - S22Q15J LST CONV/PLED CHARG-FRAUD-W4

Type	Code
Measurement Unit	numeric
H4CJ15J	15J. What charges were you convicted of or did you plead guilty to the last time? You may give more than one answer. Select all that apply. fraud, forgery, or embezzlement

			Frequency	% of total	% of valid
Valid	0	not selected	686	4.37%	97.17%
	1	selected	20	0.13%	2.83%
		Total	706	4.5%	100%
Missing	.	missing	1	0.01%	
	6	refused	11	0.07%	
	7	legitimate skip	14976	95.38%	
	8	don't know	7	0.04%	
		Total	14,995	95.5%	

Valid	Invalid	Minimum	Maximum
706	14995	0	1

 H4CJ15K - S22Q15K LST CONV/PLED CHARG-OTH OFFNS-W4

Type	Code
Measurement Unit	numeric
H4CJ15K	15K. What charges were you convicted of or did you plead guilty to the last time? You may give more than one answer. Select all that apply. other offenses

			Frequency	% of total	% of valid
Valid	0	not selected	487	3.1%	68.98%
	1	selected	219	1.39%	31.02%
		Total	706	4.5%	100%

Missing	.	missing	1	0.01%	
	6	refused	11	0.07%	
	7	legitimate skip	14976	95.38%	
	8	don't know	7	0.04%	
		Total	14,995	95.5%	

Valid	Invalid	Minimum	Maximum
706	14995	0	1

#### H4CJ16 - S22Q16 EVER SENTENCED PROBATION-W4

Type	Code
Measurement Unit	numeric
H4CJ16	16. Have you ever been on probation for an offense?

			Frequency	% of total	% of valid
Valid	0	no	2302	14.66%	51.84%
	1	once	1628	10.37%	36.66%
	2	more than once	511	3.25%	11.51%
		Total	4,441	28.28%	100%
Missing	.	missing	1	0.01%	
	6	refused	20	0.13%	
	7	legitimate skip	11233	71.54%	
	8	don't know	6	0.04%	
		Total	11,260	71.72%	

Valid	Invalid	Minimum	Maximum
4441	11260	0	2

#### H4CJ17 - S22Q17 EVER INCARCERATED-W4

Type	Code
Measurement Unit	numeric
H4CJ17	17. Have you ever spent time in a jail, prison, juvenile detention center or other correctional facility?

			Frequency	% of total	% of valid
Valid	0	no	1974	12.57%	45.13%
	1	yes	2400	15.29%	54.87%
		Total	4,374	27.86%	100%
Missing	6	refused	15	0.1%	
	7	legitimate skip	11306	72.01%	
	8	don't know	6	0.04%	
		Total	11,327	72.14%	



Valid	Invalid	Minimum	Maximum
4374	11327	0	1

#### H4CJ18 - S22Q18 NUM OF TIMES INCARCERATED-W4

Type	Code
Measurement Unit	numeric
H4CJ18	18. How many times have you been in a jail, prison, juvenile detention center or other correctional facility?

			Frequency	% of total	% of valid
Valid	1	once	1316	8.38%	53.5%
	2	more than once	1144	7.29%	46.5%
	Total		2,460	15.67%	100%
Missing	.	missing	1	0.01%	
	6	refused	4	0.03%	
	7	legitimate skip	13228	84.25%	
	8	don't know	8	0.05%	
	Total		13,241	84.33%	

Valid	Invalid	Minimum	Maximum
2460	13241	1	2

#### H4CJ19 - S22Q19 AGE WHEN INCARCERATED-W4

Type	Code
Measurement Unit	Numeric (Double)
H4CJ19	19. How old were you when you went to jail, prison, juvenile detention center or other correctional facility?

			Frequency	% of total	% of valid
Missing	.	missing	2	0.01%	
	96	refused	5	0.03%	
	97	legitimate skip	14384	91.61%	
	98	don't know	11	0.07%	
Total		14,402	91.73%		

Valid	Invalid	Minimum	Maximum	Mean	StdDev
1299	14402	10	32	22.297921...	4.1007820...

#### H4CJ20 - S22Q20 AGE 1ST INCARCERATED-W4

Type	Code
Measurement Unit	Numeric (Double)
H4CJ20	20. How old were you the first time you went to jail, prison, juvenile detention or other correctional facility?

			Frequency	% of total	% of valid
--	--	--	-----------	------------	------------

Missing	.	missing	1	0.01%	
	96	refused	2	0.01%	
	97	legitimate skip	14556	92.71%	
	98	don't know	13	0.08%	
		Total	14,572	92.81%	

Valid	Invalid	Minimum	Maximum	Mean	StdDev
1129	14572	7	31	19.178033...	3.5586792...

#### H4CJ21 - S22Q21 AGE LST INCARCERATED-W4

Type	Numeric (Double)
H4CJ21	21. [if PRISON4=0, ask version: ] How old were you the last time you went to jail, prison, juvenile detention or other correctional facility? [if PRISON4=1 ask, version: ] How old were you when you went to jail, prison, juvenile detention or other correctional facility this time?

			Frequency	% of total	% of valid
Missing	.	missing	1	0.01%	
	96	refused	2	0.01%	
	97	legitimate skip	14556	92.71%	
	98	don't know	10	0.06%	
		Total	14,569	92.79%	

Valid	Invalid	Minimum	Maximum	Mean	StdDev
1132	14569	10	32	24.235865...	3.9223253...

#### H4CJ22Y - S22Q22Y LENGTH OF SENTENCE YEARS-W4

Type	Numeric (Double)
H4CJ22Y	22Y. How much time were you sentenced to serve? [years]

			Frequency	% of total	% of valid
Missing	.	missing	1	0.01%	
	96	refused	18	0.11%	
	97	legitimate skip	14384	91.61%	
	98	don't know	22	0.14%	
		Total	14,425	91.87%	

Valid	Invalid	Minimum	Maximum	Mean	StdDev
1276	14425	0	20	0.4224137...	1.7913340...

#### H4CJ22M - S22Q22M LENGTH OF SENTENCE MONTHS-W4

Type	Code
Measurement Unit	numeric

H4CJ22M	22M. How much time were you sentenced to serve? [months]
---------	--

			Frequency	% of total	% of valid
Valid	0	0 months	895	5.7%	70.14%
	1	1 month	189	1.2%	14.81%
	2	2 months	33	0.21%	2.59%
	3	3 months	42	0.27%	3.29%
	4	4 months	16	0.1%	1.25%
	5	5 months	6	0.04%	0.47%
	6	6 months	59	0.38%	4.62%
	7	7 months	4	0.03%	0.31%
	8	8 months	12	0.08%	0.94%
	9	9 months	10	0.06%	0.78%
	10	10 months	6	0.04%	0.47%
	11	11 months	4	0.03%	0.31%
		Total	1,276	8.13%	100%
Missing	.	missing	1	0.01%	
	96	refused	19	0.12%	
	97	legitimate skip	14384	91.61%	
	98	don't know	21	0.13%	
		Total	14,425	91.87%	

Valid	Invalid	Minimum	Maximum
1276	14425	0	11

#### H4CJ23Y - S22Q23Y LENGTH OF LST SENTENCE YEARS-W4

Type	Numeric (Double)
H4CJ23Y	23Y. How much time were you sentenced to serve this last time? [years]

			Frequency	% of total	% of valid
Missing	.	missing	1	0.01%	
	996	refused	17	0.11%	
	997	legitimate skip	14556	92.71%	
	998	don't know	18	0.11%	
		Total	14,592	92.94%	

Valid	Invalid	Minimum	Maximum	Mean	StdDev
1109	14592	0	95	1.1271415...	5.9667454...

#### H4CJ23M - S22Q23M LENGTH OF LST SENTENCE MONTHS-W4

Type	Code
Measurement Unit	numeric
H4CJ23M	23M. How much time were you sentenced to serve this last time? [months]

			Frequency	% of total	% of valid
Valid	0	0 months	655	4.17%	59.6%
	1	1 month	171	1.09%	15.56%
	2	2 months	53	0.34%	4.82%
	3	3 months	58	0.37%	5.28%
	4	4 months	22	0.14%	2%
	5	5 months	13	0.08%	1.18%
	6	6 months	73	0.46%	6.64%
	7	7 months	9	0.06%	0.82%
	8	8 months	18	0.11%	1.64%
	9	9 months	14	0.09%	1.27%
	10	10 months	6	0.04%	0.55%
	11	11 months	7	0.04%	0.64%
		Total	1,099	7%	100%
Missing	.	missing	1	0.01%	
	96	refused	21	0.13%	
	97	legitimate skip	14556	92.71%	
	98	don't know	24	0.15%	
		Total	14,602	93%	

Valid	Invalid	Minimum	Maximum
1099	14602	0	11

 H4CJ24Y - S22Q24Y TOTAL YRS INCARCERATED BEF 18-W4

Type	Code
Measurement Unit	numeric
H4CJ24Y	24Y. Before your 18th birthday, about how much total time did you spend in jail or detention? [years]

			Frequency	% of total	% of valid
Valid	0	0 years	356	2.27%	77.73%
	1	1 year	50	0.32%	10.92%
	2	2 years	22	0.14%	4.8%
	3	3 years	14	0.09%	3.06%
	4	4 years	6	0.04%	1.31%
	5	5 years	4	0.03%	0.87%
	6	6 years	2	0.01%	0.44%
	7	7 years	1	0.01%	0.22%
	9	9 years	3	0.02%	0.66%
		Total	458	2.92%	100%

Missing	.	missing	1	0.01%	
	96	refused	6	0.04%	
	97	legitimate skip	15228	96.99%	
	98	don't know	8	0.05%	
		Total	15,243	97.08%	

Valid	Invalid	Minimum	Maximum
458	15243	0	9

#### H4CJ24M - S22Q24M TOTAL MON INCARCERATED BEF 18-W4

Type	Code
Measurement Unit	numeric
H4CJ24M	24M. Before your 18th birthday, about how much total time did you spend in jail or detention? [months]

			Frequency	% of total	% of valid
Valid	0	0 months	227	1.45%	49.67%
	1	1 month	83	0.53%	18.16%
	2	2 months	17	0.11%	3.72%
	3	3 months	31	0.2%	6.78%
	4	4 months	11	0.07%	2.41%
	5	5 months	6	0.04%	1.31%
	6	6 months	57	0.36%	12.47%
	7	7 months	1	0.01%	0.22%
	8	8 months	11	0.07%	2.41%
	9	9 months	6	0.04%	1.31%
	10	10 months	5	0.03%	1.09%
	11	11 months	2	0.01%	0.44%
		Total	457	2.91%	100%
Missing	.	missing	1	0.01%	
	96	refused	6	0.04%	
	97	legitimate skip	15228	96.99%	
	98	don't know	9	0.06%	
		Total	15,244	97.09%	

Valid	Invalid	Minimum	Maximum
457	15244	0	11

#### H4CJ25Y - S22Q25Y TOT YR INCARCERATION AFT 18-W4

Type	Code
Measurement Unit	numeric

H4CJ25Y	25Y. Since your 18th birthday, about how much total time have you spent in jail or prison? [years]
---------	--

			Frequency	% of total	% of valid
Valid	0	0 years	1967	12.53%	82.72%
	1	1 year	147	0.94%	6.18%
	2	2 year	91	0.58%	3.83%
	3	3 year	52	0.33%	2.19%
	4	4 year	31	0.2%	1.3%
	5	5 year	34	0.22%	1.43%
	6	6 year	19	0.12%	0.8%
	7	7 year	15	0.1%	0.63%
	8	8 year	5	0.03%	0.21%
	9	9 year	10	0.06%	0.42%
	10	10 year	4	0.03%	0.17%
	11	11 year	2	0.01%	0.08%
	12	12 year	1	0.01%	0.04%
		Total	2,378	15.15%	100%
Missing	.	missing	1	0.01%	
	96	refused	38	0.24%	
	97	legitimate skip	13240	84.33%	
	98	don't know	44	0.28%	
		Total	13,323	84.85%	

Valid	Invalid	Minimum	Maximum
2378	13323	0	12



Type	Code
Measurement Unit	numeric
H4CJ25M	25M. Since your 18th birthday, about how much total time have you spent in jail or prison? [months]

			Frequency	% of total	% of valid
--	--	--	-----------	------------	------------

Valid	0	0 months	1511	9.62%	63.73%
	1	1 month	342	2.18%	14.42%
	2	2 months	102	0.65%	4.3%
	3	3 months	96	0.61%	4.05%
	4	4 months	48	0.31%	2.02%
	5	5 months	27	0.17%	1.14%
	6	6 months	135	0.86%	5.69%
	7	7 months	24	0.15%	1.01%
	8	8 months	38	0.24%	1.6%
	9	9 months	20	0.13%	0.84%
	10	10 months	16	0.1%	0.67%
	11	11 months	12	0.08%	0.51%
		Total	2,371	15.1%	100%
Missing	.	missing	1	0.01%	
	96	refused	40	0.25%	
	97	legitimate skip	13240	84.33%	
	98	don't know	49	0.31%	
		Total	13,330	84.9%	

Valid	Invalid	Minimum	Maximum
2371	13330	0	11

#### H4TO1 - S23Q1 EVER SMOKED ENTIRE CIGARETTE-W4

Type	Code
Measurement Unit	numeric
H4TO1	1. Have you ever smoked an entire cigarette?

			Frequency	% of total	% of valid
Valid	0	no	5646	35.96%	36.07%
	1	yes	10007	63.73%	63.93%
		Total	15,653	99.69%	100%
Missing	6	refused	38	0.24%	
	8	don't know	10	0.06%	
		Total	48	0.31%	

Valid	Invalid	Minimum	Maximum
15653	48	0	1

#### H4TO2 - S23Q2 AGE 1ST SMOKED ENTIRE CIGARETTE-W4

Type	Numeric (Double)
H4TO2	2. How old were you the first time you smoked an entire cigarette?

			Frequency	% of total	% of valid
Missing	96	refused	16	0.1%	
	97	legitimate skip	5694	36.27%	
	98	don't know	72	0.46%	
		Total	5,782	36.83%	

Valid	Invalid	Minimum	Maximum	Mean	StdDev
9919	5782	5	31	15.930738...	3.6199161...

#### H4TO3 - S23Q3 EVER SMOKED CIGS REGULARLY-W4

Type	Code
Measurement Unit	numeric
H4TO3	3. Have you ever smoked cigarettes regularly--that is, at least one cigarette every day for 30 days?

			Frequency	% of total	% of valid
Valid	0	no	3177	20.23%	31.78%
	1	yes	6820	43.44%	68.22%
	Total		9,997	63.67%	100%
Missing	6	refused	6	0.04%	
	7	legitimate skip	5694	36.27%	
	8	don't know	4	0.03%	
		Total	5,704	36.33%	

Valid	Invalid	Minimum	Maximum
9997	5704	0	1

#### H4TO4 - S23Q4 AGE SMOKED CIGS REGULARLY-W4

Type	Numeric (Double)
H4TO4	4. How old were you when you first smoked cigarettes regularly--that is, at least one cigarette every day for 30 days?

			Frequency	% of total	% of valid
Missing	96	refused	13	0.08%	
	97	legitimate skip	8881	56.56%	
	98	don't know	34	0.22%	
		Total	8,928	56.86%	

Valid	Invalid	Minimum	Maximum	Mean	StdDev
6773	8928	5	31	17.378709...	3.5164706...

#### H4TO5 - S23Q5 NUM DAYS SMOKD CIGS LST 30 DAYS-W4

Type	Numeric (Double)



H4TO5	5. During the past 30 days, on how many days did you smoke cigarettes?
-------	--

			Frequency	% of total	% of valid
Missing	96	refused	58	0.37%	
	98	don't know	79	0.5%	
Total			137	0.87%	

Valid	Invalid	Minimum	Maximum	Mean	StdDev
15564	137	0	30	7.9198149...	12.537031...

#### H4TO6 - S23Q6 NUM CIG SMOKE PR DAY LST 30 DYS-W4

Type	Numeric (Double)
H4TO6	6. During the past 30 days, on the days you smoked, how many cigarettes did you smoke each day?

			Frequency	% of total	% of valid
Missing	996	refused	10	0.06%	
	997	legitimate skip	10144	64.61%	
	998	don't know	23	0.15%	
Total			10,177	64.82%	

Valid	Invalid	Minimum	Maximum	Mean	StdDev
5524	10177	1	100	10.276611...	9.6708957...

#### H4TO7 - S23Q7 EVER SMOKE MORE THAN CURRENT-W4

Type	Code
Measurement Unit	numeric
H4TO7	7. Was there ever a period in your life when you smoked cigarettes more than you do now?

			Frequency	% of total	% of valid
Valid	0	no	4857	30.93%	48.48%
	1	yes	5161	32.87%	51.52%
Total			10,018	63.8%	100%
Missing	6	refused	21	0.13%	
	7	legitimate skip	5645	35.95%	
	8	don't know	17	0.11%	
Total			5,683	36.2%	

Valid	Invalid	Minimum	Maximum
10018	5683	0	1

#### H4TO8 - S23Q8 SMOKE HOW SOON AFTER WAKE UP-W4

Type	Code
Measurement Unit	numeric
H4TO8	8. Currently, how soon after you wake up do you have your first cigarette?

			Frequency	% of total	% of valid
Valid	1	within 5 minutes	604	3.85%	22.32%
	2	within 6 to 30 minutes	784	4.99%	28.97%
	3	within 31 to 60 minutes	427	2.72%	15.78%
	4	after 60 minutes	891	5.67%	32.93%
		Total	2,706	17.23%	100%
Missing	6	refused	23	0.15%	
	7	legitimate skip	12950	82.48%	
	8	don't know	22	0.14%	
		Total	12,995	82.77%	

Valid	Invalid	Minimum	Maximum
2706	12995	1	4

#### H4TO9 - S23Q9 DIFFICLT NO SMOKE IN PLACES-W4

Type	Code
Measurement Unit	numeric
H4TO9	9. Do you find it difficult not to smoke cigarettes in places where it is forbidden, for example, in church, at the library, or in theaters?

			Frequency	% of total	% of valid
Valid	0	no	2271	14.46%	82.85%
	1	yes	470	2.99%	17.15%
		Total	2,741	17.46%	100%
Missing	6	refused	5	0.03%	
	7	legitimate skip	12950	82.48%	
	8	don't know	5	0.03%	
		Total	12,960	82.54%	

Valid	Invalid	Minimum	Maximum
2741	12960	0	1

#### H4TO10 - S23Q10 WHICH CIG MOST DIFF TO GIVE UP-W4

Type	Code
Measurement Unit	numeric
H4TO10	10. Which cigarette would you hate most to give up?

			Frequency	% of total	% of valid
--	--	--	-----------	------------	------------

Valid	1	the first in the morning	1158	7.38%	43.47%
	2	any other in the day or evening	1506	9.59%	56.53%
		Total	2,664	16.97%	100%
Missing	6	refused	29	0.18%	
	7	legitimate skip	12950	82.48%	
	8	don't know	58	0.37%	
		Total	13,037	83.03%	

Valid	Invalid	Minimum	Maximum
2664	13037	1	2

#### H4TO11 - S23Q11 NUM CIGS SMOKE PER DAY-W4

Type	Code
Measurement Unit	numeric
H4TO11	11. How many cigarettes a day do you smoke?

			Frequency	% of total	% of valid
Valid	1	10 or fewer cigarettes	1465	9.33%	54.32%
	2	11 to 20 cigarettes	918	5.85%	34.04%
	3	21 to 30 cigarettes	266	1.69%	9.86%
	4	31 or more cigarettes	48	0.31%	1.78%
		Total	2,697	17.18%	100%
Missing	6	refused	24	0.15%	
	7	legitimate skip	12950	82.48%	
	8	don't know	30	0.19%	
		Total	13,004	82.82%	

Valid	Invalid	Minimum	Maximum
2697	13004	1	4

#### H4TO12 - S23Q12 SMOKE MORE FREQ MORNING-W4

Type	Code
Measurement Unit	numeric
H4TO12	12. Do you smoke cigarettes more frequently during the first hours after waking than during the rest of the day?

			Frequency	% of total	% of valid
Valid	0	no	1932	12.3%	71%
	1	yes	789	5.03%	29%
		Total	2,721	17.33%	100%

Missing	6	refused	11	0.07%	
	7	legitimate skip	12950	82.48%	
	8	don't know	19	0.12%	
		Total	12,980	82.67%	

Valid	Invalid	Minimum	Maximum
2721	12980	0	1

#### H4TO13 - S23Q13 SMOKE EVEN IF ILL IN MORNING-W4

Type	Code
Measurement Unit	numeric
H4TO13	13. Do you smoke cigarettes even if you are so ill that you are in bed most of the day?

			Frequency	% of total	% of valid
Valid	0	no	1942	12.37%	71.21%
	1	yes	785	5%	28.79%
		Total	2,727	17.37%	100%
Missing	6	refused	11	0.07%	
	7	legitimate skip	12950	82.48%	
	8	don't know	13	0.08%	
		Total	12,974	82.63%	

Valid	Invalid	Minimum	Maximum
2727	12974	0	1

#### H4TO14 - S23Q14 AGE HAD EXPER 1ST TIME-W4

Type	Numeric (Double)
H4TO14	14. How old were you the first time you had any of these cigarette smoking experiences?

			Frequency	% of total	% of valid
Missing	96	refused	6	0.04%	
	97	legitimate skip	12995	82.77%	
	98	don't know	29	0.18%	
		Total	13,030	82.99%	

Valid	Invalid	Minimum	Maximum	Mean	StdDev
2671	13030	5	32	18.472107...	4.3150148...

#### H4TO15 - S23Q15 SMOK MOST TIME MORN 1ST CIG-W4

Type	Code
Measurement Unit	numeric

H4TO15	15. When you smoked the most, how soon after you woke up did you have your first cigarette?
--------	---

			Frequency	% of total	% of valid
Valid	1	within 5 minutes	1006	6.41%	19.53%
	2	within 6 to 30 minutes	1288	8.2%	25%
	3	within 31 to 60 minutes	809	5.15%	15.71%
	4	after 60 minutes	2048	13.04%	39.76%
		Total	5,151	32.81%	100%
Missing	6	refused	3	0.02%	
	7	legitimate skip	10540	67.13%	
	8	don't know	7	0.04%	
		Total	10,550	67.19%	

Valid	Invalid	Minimum	Maximum
5151	10550	1	4

#### H4TO16 - S23Q16 SMOK MOST DFFCLT NOT IN PLACE-W4

Type	Code
Measurement Unit	numeric
H4TO16	16. When you smoked the most, did you find it difficult not to smoke cigarettes in places where it is forbidden, for example, in church, at the library, or in theaters?

			Frequency	% of total	% of valid
Valid	0	no	4056	25.83%	78.73%
	1	yes	1096	6.98%	21.27%
		Total	5,152	32.81%	100%
Missing	6	refused	5	0.03%	
	7	legitimate skip	10540	67.13%	
	8	don't know	4	0.03%	
		Total	10,549	67.19%	

Valid	Invalid	Minimum	Maximum
5152	10549	0	1

#### H4TO17 - S23Q17 SMOK MOST WHICH CIG HARD G/UP-W4

Type	Code
Measurement Unit	numeric
H4TO17	17. When you smoked the most, which cigarette did you hate most to give up?

			Frequency	% of total	% of valid
--	--	--	-----------	------------	------------

Valid	1	the first in the morning	1711	10.9%	34.1%
	2	any other in the day or evening	3307	21.06%	65.9%
		Total	5,018	31.96%	100%
Missing	6	refused	22	0.14%	
	7	legitimate skip	10540	67.13%	
	8	don't know	121	0.77%	
		Total	10,683	68.04%	

Valid	Invalid	Minimum	Maximum
5018	10683	1	2

#### H4TO18 - S23Q18 SMOK MOST NUM CIGS PER DAY-W4

Type	Code
Measurement Unit	numeric
H4TO18	18. When you smoked the most, how many cigarettes a day did you smoke?

			Frequency	% of total	% of valid
Valid	1	10 or fewer cigarettes	2493	15.88%	48.45%
	2	11 to 20 cigarettes	1520	9.68%	29.54%
	3	21 to 30 cigarettes	807	5.14%	15.69%
	4	31 or more cigarettes	325	2.07%	6.32%
		Total	5,145	32.77%	100%
Missing	6	refused	5	0.03%	
	7	legitimate skip	10540	67.13%	
	8	don't know	11	0.07%	
		Total	10,556	67.23%	

Valid	Invalid	Minimum	Maximum
5145	10556	1	4

#### H4TO19 - S23Q19 SMOK MOST MORE FREQ IN MORN-W4

Type	Code
Measurement Unit	numeric
H4TO19	19. When you smoked the most, did you smoke cigarettes more frequently during the first hours after waking than during the rest of the day?

			Frequency	% of total	% of valid
Valid	0	no	4079	25.98%	79.59%
	1	yes	1046	6.66%	20.41%
		Total	5,125	32.64%	100%

Missing	6	refused	5	0.03%	
	7	legitimate skip	10540	67.13%	
	8	don't know	31	0.2%	
		Total	10,576	67.36%	

Valid	Invalid	Minimum	Maximum
5125	10576	0	1

#### H4TO20 - S23Q20 SMOK MOST SMOKE WHEN ILL-W4

Type	Code
Measurement Unit	numeric
H4TO20	20. When you smoked the most, did you smoke cigarettes even if you were so ill that you were in bed most of the day?

			Frequency	% of total	% of valid
Valid	0	no	3638	23.17%	70.67%
	1	yes	1510	9.62%	29.33%
		Total	5,148	32.79%	100%
Missing	6	refused	5	0.03%	
	7	legitimate skip	10540	67.13%	
	8	don't know	8	0.05%	
		Total	10,553	67.21%	

Valid	Invalid	Minimum	Maximum
5148	10553	0	1

#### H4TO21 - S23Q21 AGE 1ST TIME HAD SMOKE EXPER-W4

Type	Numeric (Double)
H4TO21	21. How old were you the first time you had any of these cigarette smoking experiences?

			Frequency	% of total	% of valid
Missing	.	missing	10	0.06%	
	96	refused	8	0.05%	
	97	legitimate skip	10540	67.13%	
	98	don't know	41	0.26%	
		Total	10,599	67.51%	

Valid	Invalid	Minimum	Maximum	Mean	StdDev
5102	10599	5	31	18.193649...	3.3930482...

#### H4TO22 - S23Q22 STILL HAVE SMOKE EXPER-W4

Type	Code
------	------

Measurement Unit	numeric
H4TO22	22. Do you still have any of these smoking experiences?

			Frequency	% of total	% of valid
Valid	0	no	1509	9.61%	54.22%
	1	yes	1274	8.11%	45.78%
Total			2,783	17.72%	100%
Missing	.	missing	5	0.03%	
	6	refused	2	0.01%	
	7	legitimate skip	12908	82.21%	
	8	don't know	3	0.02%	
Total			12,918	82.28%	

Valid	Invalid	Minimum	Maximum
2783	12918	0	1

#### H4TO23 - S23Q23 SMOKED CIGAR/PIPE 20 TIMES-W4

Type	Code
Measurement Unit	numeric
H4TO23	23. Have you smoked a cigar or pipe at least 20 times in your entire life?

			Frequency	% of total	% of valid
Valid	0	no	13157	83.8%	84.26%
	1	yes	2457	15.65%	15.74%
Total			15,614	99.45%	100%
Missing	6	refused	54	0.34%	
	8	don't know	33	0.21%	
Total			87	0.55%	

Valid	Invalid	Minimum	Maximum
15614	87	0	1

#### H4TO24 - S23Q24 NUM DAYS HAD CIGAR LST 30 DAYS-W4

Type	Numeric (Double)
H4TO24	24. During the past 30 days, how many days did you smoke cigars or a pipe?

			Frequency	% of total	% of valid
Missing	96	refused	5	0.03%	
	97	legitimate skip	13244	84.35%	
	98	don't know	8	0.05%	
Total			13,257	84.43%	

Valid	Invalid	Minimum	Maximum	Mean	StdDev
-------	---------	---------	---------	------	--------



2444	13257	0	30	3.0683306...	7.4215666...
------	-------	---	----	--------------	--------------

#### H4TO25 - S23Q25 USED CHEWING TOBACC 20 TIMES-W4

Type	Code
Measurement Unit	numeric
H4TO25	25. Have you used chewing tobacco (such as Red Man, Garrett, or Beechnut) or snuff (such as Skoal, Skoal Bandits, or Copenhagen) at least 20 times in your entire life?

			Frequency	% of total	% of valid
Valid	0	no	14063	89.57%	90.01%
	1	yes	1560	9.94%	9.99%
	Total		15,623	99.5%	100%
Missing	6	refused	52	0.33%	
	8	don't know	26	0.17%	
	Total		78	0.5%	

Valid	Invalid	Minimum	Maximum
15623	78	0	1

#### H4TO26 - S23Q26 PAST 30 DAYS CHEW TOBCCO/SNUFF-W4

Type	Numeric (Double)
H4TO26	26. During the past 30 days, on how many days have you used chewing tobacco (such as Red Man, Levi Garrett, or Beechnut) or snuff (such as Skoal, Skoal Bandits, or Copenhagen)?

			Frequency	% of total	% of valid
Missing	96	refused	1	0.01%	
	97	legitimate skip	14141	90.06%	
	98	don't know	1	0.01%	
Total		14,143	90.08%		

Valid	Invalid	Minimum	Maximum	Mean	StdDev
1558	14143	0	30	7.9993581...	12.057212...

#### H4TO27 - S23Q27 EVER TRIED TO QUIT SMOKING-W4

Type	Code
Measurement Unit	numeric
H4TO27	27. Have you ever tried to quit or cut down on smoking or using tobacco?

			Frequency	% of total	% of valid
Valid	0	no	1007	6.41%	22.82%
	1	yes	3405	21.69%	77.18%

		Total	4,412	28.1%	100%
Missing	6	refused	10	0.06%	
	7	legitimate skip	11205	71.36%	
	8	don't know	12	0.08%	
	95	not asked on pretest	62	0.39%	
		Total	11,289	71.9%	

Valid	Invalid	Minimum	Maximum
4412	11289	0	1

#### H4TO28 - S23Q28 EVER PERIOD WANT QUIT SMOKE-W4

Type	Code
Measurement Unit	numeric
H4TO28	28. Has there ever been a period of time when you wanted to quit or cut down on smoking or using tobacco?

			Frequency	% of total	% of valid
Valid	0	no	686	4.37%	68.33%
	1	yes	318	2.03%	31.67%
		Total	1,004	6.39%	100%
Missing	6	refused	14	0.09%	
	7	legitimate skip	14610	93.05%	
	8	don't know	11	0.07%	
	95	not asked on pretest	62	0.39%	
		Total	14,697	93.61%	

Valid	Invalid	Minimum	Maximum
1004	14697	0	1

#### H4TO29 - S23Q29 ABLE QUIT SMOKING FOR 1 MTH-W4

Type	Code
Measurement Unit	numeric
H4TO29	29. When you decided to quit or cut down on smoking or using tobacco, were you able to do so for at least one month?

			Frequency	% of total	% of valid
Valid	0	no	984	6.27%	28.9%
	1	yes	2421	15.42%	71.1%
		Total	3,405	21.69%	100%
Missing	7	legitimate skip	12296	78.31%	
		Total	12,296	78.31%	

Valid	Invalid	Minimum	Maximum
3405	12296	0	1

 H4TO30 - S23Q30 NUM TIMES UNABLE QUIT SMOKE-W4

Type	Code
Measurement Unit	numeric
H4TO30	30. How many times have you tried but been unable to quit smoking or using tobacco for at least one month?

			Frequency	% of total	% of valid
Valid	1	1 time	295	1.88%	30.35%
	2	2 times	254	1.62%	26.13%
	3	3 times	185	1.18%	19.03%
	4	4 times	69	0.44%	7.1%
	5	5 times	86	0.55%	8.85%
	6	6 times	14	0.09%	1.44%
	7	7 times	5	0.03%	0.51%
	8	8 times	4	0.03%	0.41%
	9	9 times	2	0.01%	0.21%
	10	10 times	26	0.17%	2.67%
	12	12 times	7	0.04%	0.72%
	15	15 times	6	0.04%	0.62%
	17	17 times	1	0.01%	0.1%
	20	20 times	9	0.06%	0.93%
	22	22 times	1	0.01%	0.1%
	23	23 times	3	0.02%	0.31%
	25	25 times	5	0.03%	0.51%
	Total	972	6.19%	100%	
Missing	96	refused	1	0.01%	
	97	legitimate skip	14717	93.73%	
	98	don't know	11	0.07%	
	Total	14,729	93.81%		

Valid	Invalid	Minimum	Maximum
972	14729	1	25

 H4TO31 - S23Q31 HAD CIGS/CHW TOBACC PST 24 HRS-W4

Type	Code
Measurement Unit	numeric
H4TO31	31. Did you smoke cigarettes, cigars, a pipe or use chewing tobacco within the past 24 hours?

			Frequency	% of total	% of valid
--	--	--	-----------	------------	------------

Valid	0	no	1148	7.31%	25.63%
	1	yes	3331	21.22%	74.37%
		Total	4,479	28.53%	100%
Missing	6	refused	9	0.06%	
	7	legitimate skip	11205	71.36%	
	8	don't know	8	0.05%	
		Total	11,222	71.47%	

Valid	Invalid	Minimum	Maximum
4479	11222	0	1

#### H4TO32H - S23Q32H LAST SMOKE PST 24 HRS-HOUR-W4

Type	Code
Measurement Unit	numeric
H4TO32H	32H. At what time did you last smoke cigarettes, cigars, a pipe or use chewing tobacco? [Hour]

			Frequency	% of total	% of valid
Valid	1	1	424	2.7%	12.88%
	2	2	275	1.75%	8.35%
	3	3	276	1.76%	8.38%
	4	4	231	1.47%	7.01%
	5	5	302	1.92%	9.17%
	6	6	186	1.18%	5.65%
	7	7	135	0.86%	4.1%
	8	8	201	1.28%	6.1%
	9	9	269	1.71%	8.17%
	10	10	337	2.15%	10.23%
	11	11	313	1.99%	9.51%
	12	12	344	2.19%	10.45%
		Total	3,293	20.97%	100%
Missing	96	refused	7	0.04%	
	97	legitimate skip	12370	78.78%	
	98	don't know	31	0.2%	
		Total	12,408	79.03%	

Valid	Invalid	Minimum	Maximum
3293	12408	1	12

#### H4TO32M - S23Q32M LAST SMOKE PST 24 HRS-MINUTES-W4

Type	Numeric (Double)
------	------------------

H4TO32M	32M. At what time did you last smoke cigarettes, cigars, a pipe or use chewing tobacco? [Minute]
---------	--

			Frequency	% of total	% of valid
Missing	96	refused	8	0.05%	
	97	legitimate skip	12370	78.78%	
	98	don't know	37	0.24%	
		Total	12,415	79.07%	

Valid	Invalid	Minimum	Maximum	Mean	StdDev
3286	12415	0	59	16.190505...	16.775051...

#### H4TO32T - S23Q32T LAST SMOKE PAST 24 HRS-AM/PM-W4

Type	Code
Measurement Unit	numeric
H4TO32T	32T. At what time did you last smoke cigarettes, cigars, a pipe or use chewing tobacco? [am/pm]

			Frequency	% of total	% of valid
Valid	1	am	1190	7.58%	36.17%
	2	pm	2100	13.37%	63.83%
		Total	3,290	20.95%	100%
Missing	6	refused	8	0.05%	
	7	legitimate skip	12370	78.78%	
	8	don't know	33	0.21%	
		Total	12,411	79.05%	

Valid	Invalid	Minimum	Maximum
3290	12411	1	2

#### H4TO33 - S23Q33 DRINK ALCOHOL > 2-3 TIMES-W4

Type	Code
Measurement Unit	numeric
H4TO33	33. Have you had a drink of beer, wine, or liquor more than two or three times? Do not include sips or tastes from someone else's drink.

			Frequency	% of total	% of valid
Valid	0	no	3252	20.71%	20.8%
	1	yes	12379	78.84%	79.2%
		Total	15,631	99.55%	100%
Missing	6	refused	49	0.31%	
	8	don't know	21	0.13%	

		Total	70	0.45%	
--	--	-------	----	-------	--

Valid	Invalid	Minimum	Maximum
15631	70	0	1

#### H4TO34 - S23Q34 AGE 1ST DRINK ALCOHOL-W4

Type	Numeric (Double)
H4TO34	34. How old were you when you first had an alcoholic drink? By drink, we mean a glass of wine, a can or bottle of beer, a wine cooler, a shot glass of liquor, or a mixed drink, not just sips or tastes from someone else's drink.

			Frequency	% of total	% of valid
Missing	96	refused	21	0.13%	
	97	legitimate skip	3322	21.16%	
	98	don't know	111	0.71%	
		Total	3,454	22%	

Valid	Invalid	Minimum	Maximum	Mean	StdDev
12247	3454	5	33	16.549195...	3.1436575...

#### H4TO35 - S23Q35 PST 12 MON # DAYS DRINK ALCOH-W4

Type	Code
Measurement Unit	numeric
H4TO35	35. During the past 12 months, on how many days did you drink alcohol?

			Frequency	% of total	% of valid
Valid	0	none	1105	7.04%	8.94%
	1	1 or 2 days in the past 12 months	1689	10.76%	13.67%
	2	once a month or less (3 to 12 days in the past 12 months)	2340	14.9%	18.94%
	3	2 or 3 days a month	2533	16.13%	20.5%
	4	1 or 2 days a week	2965	18.88%	24%
	5	3 to 5 days a week	1300	8.28%	10.52%
	6	every day or almost every day	422	2.69%	3.42%
		Total	12,354	78.68%	100%
Missing	96	refused	10	0.06%	
	97	legitimate skip	3322	21.16%	
	98	don't know	15	0.1%	
		Total	3,347	21.32%	

Valid	Invalid	Minimum	Maximum
12354	3347	0	6

 H4TO36 - S23Q36 PST 12 MON AVRG # DRINKS TIME-W4

Type	Numeric (Double)
H4TO36	36. Think of all the times you have had a drink during the past 12 months. How many drinks did you usually have each time? A 'drink' is a glass of wine, a can or bottle of beer, a wine cooler, a shot glass of liquor, or a mixed drink.

			Frequency	% of total	% of valid
Missing	96	refused	27	0.17%	
	97	legitimate skip	4427	28.2%	
	98	don't know	110	0.7%	
Total			4,564	29.07%	

Valid	Invalid	Minimum	Maximum	Mean	StdDev
11137	4564	1	18	3.7221873...	2.9459091...

 H4TO37 - S23Q37 PST 12 MON MANY DAYS/5+ DRINKS-W4

Type	Code
Measurement Unit	numeric
H4TO37	37. During the past 12 months, on how many days did you drink [5 or more/4 or more] drinks in a row?

			Frequency	% of total	% of valid
Valid	0	none	3925	25%	35%
	1	1 or 2 days in the past 12 months	2565	16.34%	22.88%
	2	once a month or less (3 to 12 days in the past 12 months)	1662	10.59%	14.82%
	3	2 or 3 days a month	1319	8.4%	11.76%
	4	1 or 2 days a week	1139	7.25%	10.16%
	5	3 to 5 days a week	455	2.9%	4.06%
	6	every day or almost every day	148	0.94%	1.32%
Total			11,213	71.42%	100%
Missing	96	refused	21	0.13%	
	97	legitimate skip	4427	28.2%	
	98	don't know	40	0.25%	
Total			4,488	28.58%	

Valid	Invalid	Minimum	Maximum
11213	4488	0	6

 H4TO38 - S23Q38 PST 12 MON # DAYS BEEN DRUNK-W4

Type	Code
------	------

Measurement Unit	numeric
H4TO38	38. During the past 12 months, on how many days have you been drunk or very high on alcohol?

			Frequency	% of total	% of valid
Valid	0	none	3797	24.18%	33.83%
	1	1 or 2 days in the past 12 months	3423	21.8%	30.49%
	2	once a month or less (3 to 12 days in the past 12 months)	1829	11.65%	16.29%
	3	2 or 3 days a month	1076	6.85%	9.59%
	4	1 or 2 days a week	799	5.09%	7.12%
	5	3 to 5 days a week	243	1.55%	2.16%
	6	every day or almost every day	58	0.37%	0.52%
		Total	11,225	71.49%	100%
Missing	96	refused	25	0.16%	
	97	legitimate skip	4427	28.2%	
	98	don't know	24	0.15%	
		Total	4,476	28.51%	

Valid	Invalid	Minimum	Maximum
11225	4476	0	6

#### H4TO39 - S23Q39 NUM DAYS HAD DRINK PST 30 DAYS-W4

Type	Code
Measurement Unit	numeric
H4TO39	39. During the past 30 days, on how many days did you drink?

			Frequency	% of total	% of valid
Valid	0	none	1880	11.97%	16.73%
	1	one day	2164	13.78%	19.26%
	2	2 or 3 days	2891	18.41%	25.73%
	3	1 day a week	1189	7.57%	10.58%
	4	2 days a week	1596	10.16%	14.21%
	5	3 to 5 days a week	1154	7.35%	10.27%
	6	every day or almost every day	361	2.3%	3.21%
		Total	11,235	71.56%	100%
Missing	96	refused	21	0.13%	
	97	legitimate skip	4427	28.2%	
	98	don't know	18	0.11%	
		Total	4,466	28.44%	



Valid	Invalid	Minimum	Maximum
11235	4466	0	6

 H4TO40 - S23Q40 NUM USUAL DRINKS PST 30 DAYS-W4

Type	Numeric (Double)
H4TO40	40. Think of all the times you have had a drink during the past 30 days. How many drinks did you usually have each time? A 'drink' is a glass of wine, a can or bottle of beer, a wine cooler, a shot glass of liquor, or a mixed drink.

			Frequency	% of total	% of valid
Missing	95	not asked on pretest	116	0.74%	
	96	refused	32	0.2%	
	97	legitimate skip	6307	40.17%	
	98	don't know	92	0.59%	
Total			6,547	41.7%	

Valid	Invalid	Minimum	Maximum	Mean	StdDev
9154	6547	1	18	3.5641249...	2.8301813...

 H4TO41 - S23Q41 HAD ALCOHOL PST 24 HRS-W4

Type	Code
Measurement Unit	numeric
H4TO41	41. Did you have an alcoholic drink (beer, wine, or liquor) within the past 24 hours?

			Frequency	% of total	% of valid
Valid	0	no	6123	39%	65.28%
	1	yes	3256	20.74%	34.72%
	Total		9,379	59.74%	100%
Missing	6	refused	12	0.08%	
	7	legitimate skip	6307	40.17%	
	8	don't know	3	0.02%	
	Total		6,322	40.26%	

Valid	Invalid	Minimum	Maximum
9379	6322	0	1

 H4TO42H - S23Q42H LAST ALCOHOL DRINK-HOUR-W4

Type	Code
Measurement Unit	numeric
H4TO42H	42H. At what time did you last have an alcoholic drink? [Hour]

			Frequency	% of total	% of valid
--	--	--	-----------	------------	------------

Valid	1	1	263	1.68%	8.17%
	2	2	167	1.06%	5.19%
	3	3	119	0.76%	3.7%
	4	4	109	0.69%	3.39%
	5	5	146	0.93%	4.54%
	6	6	186	1.18%	5.78%
	7	7	275	1.75%	8.54%
	8	8	372	2.37%	11.56%
	9	9	404	2.57%	12.55%
	10	10	459	2.92%	14.26%
	11	11	411	2.62%	12.77%
	12	12	308	1.96%	9.57%
		Total	3,219	20.5%	100%
Missing	96	refused	10	0.06%	
	97	legitimate skip	12445	79.26%	
	98	don't know	27	0.17%	
		Total	12,482	79.5%	

Valid	Invalid	Minimum	Maximum
3219	12482	1	12

#### H4TO42M - S23Q42M LAST ALCOHOL DRINK-MINUTES-W4

Type	Numeric (Double)
H4TO42M	42M. At what time did you last have an alcoholic drink? [Minute]

			Frequency	% of total	% of valid
Missing	96	refused	10	0.06%	
	97	legitimate skip	12445	79.26%	
	98	don't know	33	0.21%	
		Total	12,488	79.54%	

Valid	Invalid	Minimum	Maximum	Mean	StdDev
3213	12488	0	59	11.036414...	14.964702...

#### H4TO42T - S23Q42T LAST ALCOHOL DRINK-AM/PM-W4

Type	Code
Measurement Unit	numeric
H4TO42T	42T. At what time did you last have an alcoholic drink? [am/pm]

			Frequency	% of total	% of valid
Valid	1	am	727	4.63%	22.56%
	2	pm	2495	15.89%	77.44%

		Total	3,222	20.52%	100%
Missing	6	refused	11	0.07%	
	7	legitimate skip	12445	79.26%	
	8	don't know	23	0.15%	
		Total	12,479	79.48%	

Valid	Invalid	Minimum	Maximum
3222	12479	1	2

#### H4TO43 - S23Q43 TIME WHEN DRANK MORE THAN NOW-W4

Type	Code
Measurement Unit	numeric
H4TO43	43. Was there ever a period in your life when you drank more alcohol than you do now?

			Frequency	% of total	% of valid
Valid	0	no	5378	34.25%	43.53%
	1	yes	6978	44.44%	56.47%
		Total	12,356	78.7%	100%
Missing	6	refused	16	0.1%	
	7	legitimate skip	3322	21.16%	
	8	don't know	7	0.04%	
		Total	3,345	21.3%	

Valid	Invalid	Minimum	Maximum
12356	3345	0	1

#### H4TO44 - S23Q44 TIME DRANK MST NUM DAYS DRANK-W4

Type	Code
Measurement Unit	numeric
H4TO44	44. During the period when you drank the most, on how many days did you drink?

			Frequency	% of total	% of valid
Valid	1	less than 1 day a month	244	1.55%	3.55%
	2	1 day a month	182	1.16%	2.65%
	3	2 to 3 days a month	607	3.87%	8.83%
	4	1 day a week	688	4.38%	10.01%
	5	2 days a week	1278	8.14%	18.6%
	6	3 to 5 days a week	2407	15.33%	35.03%
	7	every day or almost every day	1466	9.34%	21.33%
	Total	6,872	43.77%	100%	

Missing	95	not asked on pretest	90	0.57%	
	96	refused	4	0.03%	
	97	legitimate skip	8723	55.56%	
	98	don't know	12	0.08%	
		Total	8,829	56.23%	

Valid	Invalid	Minimum	Maximum
6872	8829	1	7

#### H4TO45 - S23Q45 DRANK MST NUM DRINKS EACH TIME-W4

Type	Numeric (Double)
H4TO45	45. During the period when you drank the most, how many drinks did you usually have each time?

			Frequency	% of total	% of valid
Missing	96	refused	6	0.04%	
	97	legitimate skip	8723	55.56%	
	98	don't know	81	0.52%	
		Total	8,810	56.11%	

Valid	Invalid	Minimum	Maximum	Mean	StdDev
6891	8810	1	18	6.2115803...	3.6535668...

#### H4TO46 - S23Q46 DRINK INTERFR W/ WORK/SCHOOL-W4

Type	Code
Measurement Unit	numeric
H4TO46	46. How often has your drinking interfered with your responsibilities at work or school?

			Frequency	% of total	% of valid
Valid	0	never	3950	25.16%	62.06%
	1	1 time	877	5.59%	13.78%
	2	more than 1 time	1538	9.8%	24.16%
		Total	6,365	40.54%	100%
Missing	5	not asked on pretest	4	0.03%	
	7	legitimate skip	9330	59.42%	
	8	don't know	2	0.01%	
		Total	9,336	59.46%	

Valid	Invalid	Minimum	Maximum
6365	9336	0	2

#### H4TO47 - S23Q47 DRINKING PUT YOURSELF AT RISK-W4

Type	Code
Measurement Unit	numeric
H4TO47	47. How often have you been under the influence of alcohol when you could have gotten yourself or others hurt, or put yourself or others at risk, including unprotected sex?

			Frequency	% of total	% of valid
Valid	0	never	2505	15.95%	39.37%
	1	1 time	917	5.84%	14.41%
	2	more than 1 time	2941	18.73%	46.22%
		Total	6,363	40.53%	100%
Missing	5	not asked on pretest	4	0.03%	
	6	refused	2	0.01%	
	7	legitimate skip	9330	59.42%	
	8	don't know	2	0.01%	
		Total	9,338	59.47%	

Valid	Invalid	Minimum	Maximum
6363	9338	0	2

#### H4TO48 - S23Q48 DRINKING CAUSE LEGAL PROBLEMS-W4

Type	Code
Measurement Unit	numeric
H4TO48	48. How often have you had legal problems because of your drinking, like being arrested for disturbing the peace or driving under the influence of alcohol, or anything else?

			Frequency	% of total	% of valid
Valid	0	never	4936	31.44%	77.55%
	1	1 time	843	5.37%	13.24%
	2	more than 1 time	586	3.73%	9.21%
		Total	6,365	40.54%	100%
Missing	5	not asked on pretest	4	0.03%	
	6	refused	2	0.01%	
	7	legitimate skip	9330	59.42%	
		Total	9,336	59.46%	

Valid	Invalid	Minimum	Maximum
6365	9336	0	2

#### H4TO49 - S23Q49 DRINK CAUSE PROBLEMS W/FAMILY-W4

Type	Code
------	------

Measurement Unit	numeric
H4TO49	49. How often have you had problems with your family, friends, or people at work or school because of your drinking?

			Frequency	% of total	% of valid
Valid	0	never	4681	29.81%	73.57%
	1	1 time	603	3.84%	9.48%
	2	more than 1 time	1079	6.87%	16.96%
Total			6,363	40.53%	100%
Missing	5	not asked on pretest	4	0.03%	
	6	refused	1	0.01%	
	7	legitimate skip	9330	59.42%	
	8	don't know	3	0.02%	
Total			9,338	59.47%	

Valid	Invalid	Minimum	Maximum
6363	9338	0	2

#### H4TO50 - S23Q50 KEPT DRINK WHEN PROB W/FAMILY-W4

Type	Code
Measurement Unit	numeric
H4TO50	50. Did you continue to drink after you realized drinking was causing you problems with family, friends, or people at work or school?

			Frequency	% of total	% of valid
Valid	0	no	576	3.67%	34.22%
	1	yes	1107	7.05%	65.78%
	Total		1,683	10.72%	100%
Missing	5	not asked on pretest	4	0.03%	
	6	refused	1	0.01%	
	7	legitimate skip	14011	89.24%	
	8	don't know	2	0.01%	
Total			14,018	89.28%	

Valid	Invalid	Minimum	Maximum
1683	14018	0	1

#### H4TO51 - S23Q51 NEED DRINK MORE TO GET EFFECT-W4

Type	Code
Measurement Unit	numeric
H4TO51	51. Have you ever found that you had to drink more than you used to in order to get the effect you wanted?

			Frequency	% of total	% of valid
Valid	0	no	3824	24.36%	60.07%
	1	yes	2542	16.19%	39.93%
Total			6,366	40.55%	100%
Missing	5	not asked on pretest	4	0.03%	
	6	refused	1	0.01%	
	7	legitimate skip	9330	59.42%	
Total			9,335	59.45%	

Valid	Invalid	Minimum	Maximum
6366	9335	0	1

#### H4TO52 - S23Q52 SPENT LOT TIME DRINKING-W4

Type	Code
Measurement Unit	numeric
H4TO52	52. Has there ever been a period when you spent a lot of time drinking, planning how you would get alcohol, or recovering from a hangover?

			Frequency	% of total	% of valid
Valid	0	no	3529	22.48%	55.46%
	1	yes	2834	18.05%	44.54%
Total			6,363	40.53%	100%
Missing	5	not asked on pretest	4	0.03%	
	6	refused	1	0.01%	
	7	legitimate skip	9330	59.42%	
	8	don't know	3	0.02%	
Total			9,338	59.47%	

Valid	Invalid	Minimum	Maximum
6363	9338	0	1

#### H4TO53 - S23Q53 OFTEN DRINK MORE THAN INTENDED-W4

Type	Code
Measurement Unit	numeric
H4TO53	53. Have you often had more to drink or kept drinking for a longer period of time than you intended?

			Frequency	% of total	% of valid
Valid	0	no	2489	15.85%	39.11%
	1	yes	3875	24.68%	60.89%
Total			6,364	40.53%	100%

Missing	5	not asked on pretest	4	0.03%	
	6	refused	1	0.01%	
	7	legitimate skip	9330	59.42%	
	8	don't know	2	0.01%	
		Total	9,337	59.47%	

Valid	Invalid	Minimum	Maximum
6364	9337	0	1

#### H4TO54 - S23Q54 EVER TRIED TO QUIT DRINKING-W4

Type	Code
Measurement Unit	numeric
H4TO54	54. Have you ever tried to quit or cut down on your drinking?

			Frequency	% of total	% of valid
Valid	0	no	2765	17.61%	43.48%
	1	yes	3594	22.89%	56.52%
		Total	6,359	40.5%	100%
Missing	5	not asked on pretest	4	0.03%	
	6	refused	3	0.02%	
	7	legitimate skip	9330	59.42%	
	8	don't know	5	0.03%	
		Total	9,342	59.5%	

Valid	Invalid	Minimum	Maximum
6359	9342	0	1

#### H4TO55 - S23Q55 EVER TIME WANT QUIT DRINKING-W4

Type	Code
Measurement Unit	numeric
H4TO55	55. Has there ever been a period of time when you wanted to quit or cut down on your drinking?

			Frequency	% of total	% of valid
Valid	0	no	2444	15.57%	88.36%
	1	yes	322	2.05%	11.64%
		Total	2,766	17.62%	100%
Missing	5	not asked on pretest	4	0.03%	
	6	refused	3	0.02%	
	7	legitimate skip	12924	82.31%	
	8	don't know	4	0.03%	
		Total	12,935	82.38%	



Valid	Invalid	Minimum	Maximum
2766	12935	0	1



Type	Code
Measurement Unit	numeric
H4TO56	56. When you decided to cut down or quit drinking, were you able to do so for at least one month?

			Frequency	% of total	% of valid
Valid	0	no	262	1.67%	7.29%
	1	yes	3331	21.22%	92.71%
	Total		3,593	22.88%	100%
Missing	5	not asked on pretest	4	0.03%	
	7	legitimate skip	12103	77.08%	
	8	don't know	1	0.01%	
	Total		12,108	77.12%	

Valid	Invalid	Minimum	Maximum
3593	12108	0	1



Type	Code
Measurement Unit	numeric
H4TO57	57. How many times have you tried but been unable to cut down or quit drinking for at least one month?

			Frequency	% of total	% of valid
Valid	1	1 time	97	0.62%	37.31%
	2	2 times	57	0.36%	21.92%
	3	3 times	36	0.23%	13.85%
	4	4 times	16	0.1%	6.15%
	5	5 times	26	0.17%	10%
	6	6 times	3	0.02%	1.15%
	7	7 times	1	0.01%	0.38%
	8	8 times	3	0.02%	1.15%
	10	10 times	12	0.08%	4.62%
	11	11 times	1	0.01%	0.38%
	12	12 times	2	0.01%	0.77%
	15	15 times	1	0.01%	0.38%
	20	20 times	2	0.01%	0.77%
	25	25 times	3	0.02%	1.15%

		Total	260	1.66%	100%
Missing	95	not asked on pretest	4	0.03%	
	96	refused	1	0.01%	
	97	legitimate skip	15434	98.3%	
	98	don't know	2	0.01%	
		Total	15,441	98.34%	

Valid	Invalid	Minimum	Maximum
260	15441	1	25

#### H4TO58 - S23Q58 EXPER WITHDRWL SYMPT NOT DRINK-W4

Type	Code
Measurement Unit	numeric
H4TO58	58. During the first few hours of not drinking, do you experience withdrawal symptoms such as the shakes, feeling anxious, trouble getting to sleep or staying asleep, nausea, vomiting, or rapid heart beats?

			Frequency	% of total	% of valid
Valid	0	no	5979	38.08%	93.98%
	1	yes	383	2.44%	6.02%
		Total	6,362	40.52%	100%
Missing	5	not asked on pretest	4	0.03%	
	6	refused	4	0.03%	
	7	legitimate skip	9330	59.42%	
	8	don't know	1	0.01%	
		Total	9,339	59.48%	

Valid	Invalid	Minimum	Maximum
6362	9339	0	1

#### H4TO59 - S23Q59 KEPT DRINK CAUSD HEALTH PROB-W4

Type	Code
Measurement Unit	numeric
H4TO59	59. Have you ever continued to drink after you realized drinking was causing you any emotional problems (such as feeling irritable, depressed, or uninterested in things or having strange ideas) or causing you any health problems (such as ulcers, numbness in your hands/feet or memory problems)?

			Frequency	% of total	% of valid
Valid	0	no	5306	33.79%	83.44%
	1	yes	1053	6.71%	16.56%

		Total	6,359	40.5%	100%
Missing	5	not asked on pretest	4	0.03%	
	6	refused	5	0.03%	
	7	legitimate skip	9330	59.42%	
	8	don't know	3	0.02%	
		Total	9,342	59.5%	

Valid	Invalid	Minimum	Maximum
6359	9342	0	1

 H4TO60 - S23Q60 STOP ACTVTIES INTERFR W/DRINK-W4

Type	Code
Measurement Unit	numeric
H4TO60	60. Have you ever given up or cut down on important activities that would interfere with drinking like getting together with friends or relatives, going to work or school, participating in sports, or anything else?

			Frequency	% of total	% of valid
Valid	0	no	5590	35.6%	87.91%
	1	yes	769	4.9%	12.09%
		Total	6,359	40.5%	100%
Missing	5	not asked on pretest	4	0.03%	
	6	refused	6	0.04%	
	7	legitimate skip	9330	59.42%	
	8	don't know	2	0.01%	
		Total	9,342	59.5%	

Valid	Invalid	Minimum	Maximum
6359	9342	0	1

 H4TO61 - S23Q61 3+ EXPER HAPPEN 12 MTH PERIOD-W4

Type	Code
Measurement Unit	numeric
H4TO61	61. Did (at least three of) these experiences occur together in a 12-month period?

			Frequency	% of total	% of valid
Valid	0	no	671	4.27%	32.53%
	1	yes	1392	8.87%	67.47%
		Total	2,063	13.14%	100%

Missing	5	not asked on pretest	4	0.03%	
	7	legitimate skip	13629	86.8%	
	8	don't know	5	0.03%	
		Total	13,638	86.86%	

Valid	Invalid	Minimum	Maximum
2063	13638	0	1

#### H4TO62 - S23Q62 AGE WHEN 3+ DRINK EXPER HAPPEN-W4

Type	Numeric (Double)
Measurement Unit	numeric
H4TO62	62. How old were you when you first experienced these symptoms in the same 12 month period?

			Frequency	% of total	% of valid
Missing	95	not asked on pretest	4	0.03%	
	96	refused	1	0.01%	
	97	legitimate skip	14300	91.08%	
	98	don't know	11	0.07%	
		Total	14,316	91.18%	

Valid	Invalid	Minimum	Maximum	Mean	StdDev
1385	14316	5	32	21.932851...	3.7940814...

#### H4TO63 - S23Q63 TOOK PRESCRPT DRUG NOT PRSCRB-W4

Type	Code
Measurement Unit	numeric
H4TO63	63. Have you ever taken any prescription drugs that were not prescribed for you, taken prescription drugs in larger amounts than prescribed, more often than prescribed, for longer periods than prescribed, or taken prescription drugs that you took only for the feeling or experience they caused?

			Frequency	% of total	% of valid
Valid	0	no	13063	83.2%	83.72%
	1	yes	2541	16.18%	16.28%
		Total	15,604	99.38%	100%
Missing	6	refused	68	0.43%	
	8	don't know	29	0.18%	
		Total	97	0.62%	

Valid	Invalid	Minimum	Maximum
15604	97	0	1

 H4TO64A - S23Q64A TOOK NOT PRESCRBD-SEDATIVES-W4

Type	Code
Measurement Unit	numeric
H4TO64A	64A. Which of the following types of prescription drugs have you taken that were not prescribed for you, taken in larger amounts than prescribed, more often than prescribed, for longer periods than prescribed, or that you took only for the feeling or experience they caused? sedatives or downers, such as barbiturates, sleeping pills, Quaalude, or Seconal

			Frequency	% of total	% of valid
Valid	0	no	1233	7.85%	48.66%
	1	yes	1301	8.29%	51.34%
		Total	2,534	16.14%	100%
Missing	6	refused	3	0.02%	
	7	legitimate skip	13131	83.63%	
	8	don't know	33	0.21%	
		Total	13,167	83.86%	

Valid	Invalid	Minimum	Maximum
2534	13167	0	1

 H4TO64B - S23Q64B TOOK NOT PRESCRBD-TRANQS-W4

Type	Code
Measurement Unit	numeric
H4TO64B	64B. Which of the following types of prescription drugs have you taken that were not prescribed for you, taken in larger amounts than prescribed, more often than prescribed, for longer periods than prescribed, or that you took only for the feeling or experience they caused? tranquilizers, such as Librium, Valium, or Xanax

			Frequency	% of total	% of valid
Valid	0	no	1246	7.94%	49.09%
	1	yes	1292	8.23%	50.91%
		Total	2,538	16.16%	100%
Missing	6	refused	1	0.01%	
	7	legitimate skip	13131	83.63%	
	8	don't know	31	0.2%	
		Total	13,163	83.84%	

Valid	Invalid	Minimum	Maximum
2538	13163	0	1

 H4TO64C - S23Q64C TOOK NOT PRESCRBD-STIMULNTS-W4

Type	Code
Measurement Unit	numeric
H4TO64C	64C. Which of the following types of prescription drugs have you taken that were not prescribed for you, taken in larger amounts than prescribed, more often than prescribed, for longer periods than prescribed, or that you took only for the feeling or experience they caused? stimulants or uppers, such as amphetamines, prescription diet pills, Ritalin, Preludin, or speed

			Frequency	% of total	% of valid
Valid	0	no	1557	9.92%	61.28%
	1	yes	984	6.27%	38.72%
Total			2,541	16.18%	100%
Missing	6	refused	4	0.03%	
	7	legitimate skip	13131	83.63%	
	8	don't know	25	0.16%	
Total			13,160	83.82%	

Valid	Invalid	Minimum	Maximum
2541	13160	0	1

 H4TO64D - S23Q64D TOOK NOT PRESCRBD-PAIN KILLRS-W4

Type	Code
Measurement Unit	numeric
H4TO64D	64D. Which of the following types of prescription drugs have you taken that were not prescribed for you, taken in larger amounts than prescribed, more often than prescribed, for longer periods than prescribed, or that you took only for the feeling or experience they caused? pain killers or opioids, such as Vicodin, OxyContin, Percocet, Demerol, Percodan, or Tylenol with codeine

			Frequency	% of total	% of valid
Valid	0	no	494	3.15%	19.4%
	1	yes	2052	13.07%	80.6%
Total			2,546	16.22%	100%
Missing	6	refused	2	0.01%	
	7	legitimate skip	13131	83.63%	
	8	don't know	22	0.14%	
Total			13,155	83.78%	

Valid	Invalid	Minimum	Maximum
2546	13155	0	1

 H4TO65A - S23Q65A EVER USED STERIODS-W4

Type	Code
Measurement Unit	numeric
H4TO65A	65A. Have you ever used any of the following drugs? steroids, anabolic steroids or 'body building' drugs

			Frequency	% of total	% of valid
Valid	0	no	15262	97.2%	97.69%
	1	yes	361	2.3%	2.31%
	Total		15,623	99.5%	100%
Missing	6	refused	59	0.38%	
	8	don't know	19	0.12%	
	Total		78	0.5%	

Valid	Invalid	Minimum	Maximum
15623	78	0	1

 H4TO65B - S23Q65B EVER USED MARIJUANA-W4

Type	Code
Measurement Unit	numeric
H4TO65B	65B. Have you ever used any of the following drugs? marijuana (hash, bhong, ganja)

			Frequency	% of total	% of valid
Valid	0	no	7241	46.12%	46.4%
	1	yes	8364	53.27%	53.6%
	Total		15,605	99.39%	100%
Missing	6	refused	75	0.48%	
	8	don't know	21	0.13%	
	Total		96	0.61%	

Valid	Invalid	Minimum	Maximum
15605	96	0	1

 H4TO65C - S23Q65C EVER USED COCAINE-W4

Type	Code
Measurement Unit	numeric
H4TO65C	65C. Have you ever used any of the following drugs? cocaine (crack, coca leaves)

			Frequency	% of total	% of valid
--	--	--	-----------	------------	------------

Valid	0	no	12784	81.42%	81.83%
	1	yes	2838	18.08%	18.17%
		Total	15,622	99.5%	100%
Missing	6	refused	61	0.39%	
	8	don't know	18	0.11%	
		Total	79	0.5%	

Valid	Invalid	Minimum	Maximum
15622	79	0	1

#### H4TO65D - S23Q65D EVER USED CRYSTAL METH-W4

Type	Code
Measurement Unit	numeric
H4TO65D	65D. Have you ever used any of the following drugs? crystal meth (ice)

			Frequency	% of total	% of valid
Valid	0	no	14225	90.6%	91%
	1	yes	1407	8.96%	9%
		Total	15,632	99.56%	100%
Missing	6	refused	55	0.35%	
	8	don't know	14	0.09%	
		Total	69	0.44%	

Valid	Invalid	Minimum	Maximum
15632	69	0	1

#### H4TO65E - S23Q65E EVER USED OTHER ILLEGAL DRUGS-W4

Type	Code
Measurement Unit	numeric
H4TO65E	65E. Have you ever used any of the following drugs? other types of illegal drugs, such as LSD, PCP, ecstasy, heroin, or mushrooms; or inhalants

			Frequency	% of total	% of valid
Valid	0	no	12343	78.61%	79%
	1	yes	3282	20.9%	21%
		Total	15,625	99.52%	100%
Missing	6	refused	62	0.39%	
	8	don't know	14	0.09%	
		Total	76	0.48%	

Valid	Invalid	Minimum	Maximum
15625	76	0	1



 H4TO66 - S23Q66 EVER INJECTED ILLLEGAL DRUGS-W4

Type	Code
Measurement Unit	numeric
H4TO66	66. Have you ever injected (shot up with a needle) any illegal drug, such as heroin or cocaine?

			Frequency	% of total	% of valid
Valid	0	no	267	1.7%	75.85%
	1	yes	85	0.54%	24.15%
		Total	352	2.24%	100%
Missing	7	legitimate skip	15349	97.76%	
		Total	15,349	97.76%	

Valid	Invalid	Minimum	Maximum
352	15349	0	1

 H4TO67 - S23Q67 NUM TIMES INJCT DRG PST 30 DYS-W4

Type	Code
Measurement Unit	numeric
H4TO67	67. During the past 30 days, how many times did you inject an illegal drug?

			Frequency	% of total	% of valid
Valid	0	0 times	68	0.43%	80%
	1	1 time	6	0.04%	7.06%
	2	2 times	1	0.01%	1.18%
	5	5 times	2	0.01%	2.35%
	10	10 times	2	0.01%	2.35%
	15	15 times	1	0.01%	1.18%
	25	25 times	1	0.01%	1.18%
	30	30 times	2	0.01%	2.35%
	36	36 times	1	0.01%	1.18%
	50	50 times	1	0.01%	1.18%
		Total	85	0.54%	100%
Missing	97	legitimate skip	15616	99.46%	
		Total	15,616	99.46%	

Valid	Invalid	Minimum	Maximum
85	15616	0	50

 H4TO68 - S23Q68 AGE WHEN 1ST USED MARIJUANA-W4

Type	Numeric (Double)
------	------------------

H4TO68	68. How old were you the first time you used marijuana?
--------	---

			Frequency	% of total	% of valid
Missing	96	refused	3	0.02%	
	97	legitimate skip	7337	46.73%	
	98	don't know	41	0.26%	
Total			7,381	47.01%	

Valid	Invalid	Minimum	Maximum	Mean	StdDev
8320	7381	5	32	16.740624...	3.1026875...

#### H4TO69 - S23Q69 USED MARIJUANA 5+ TIMES-W4

Type	Code
Measurement Unit	numeric
H4TO69	69. Have you used marijuana more than 5 times?

			Frequency	% of total	% of valid
Valid	0	no	1711	10.9%	20.47%
	1	yes	6647	42.33%	79.53%
	Total		8,358	53.23%	100%
Missing	6	refused	4	0.03%	
	7	legitimate skip	7337	46.73%	
	8	don't know	2	0.01%	
	Total		7,343	46.77%	

Valid	Invalid	Minimum	Maximum
8358	7343	0	1

#### H4TO70 - S23Q70 NUM DAYS USED MARIJUANA PST YR-W4

Type	Code
Measurement Unit	numeric
H4TO70	70. During the past 12 months, on how many days did you use marijuana?

			Frequency	% of total	% of valid
Valid	0	none	3206	20.42%	48.35%
	1	1 or 2 days in the past 12 months	936	5.96%	14.12%
	2	once a month or less (3 to 12 days in the past 12 months)	511	3.25%	7.71%
	3	2 or 3 days a month	354	2.25%	5.34%
	4	1 or 2 days a week	355	2.26%	5.35%
	5	3 to 5 days a week	455	2.9%	6.86%
	6	every day or almost every day	814	5.18%	12.28%

		Total	6,631	42.23%	100%
Missing	96	refused	10	0.06%	
	97	legitimate skip	9048	57.63%	
	98	don't know	12	0.08%	
		Total	9,070	57.77%	

Valid	Invalid	Minimum	Maximum
6631	9070	0	6



Type	Code
Measurement Unit	numeric
H4TO71	71. During the past 30 days, on how many days did you use marijuana?

			Frequency	% of total	% of valid
Valid	0	none	926	5.9%	27%
	1	one day	500	3.18%	14.58%
	2	2 or 3 days	425	2.71%	12.39%
	3	1 day a week	132	0.84%	3.85%
	4	2 days a week	266	1.69%	7.76%
	5	3 to 5 days a week	406	2.59%	11.84%
	6	every day or almost every day	775	4.94%	22.59%
		Total	3,430	21.85%	100%
Missing	96	refused	9	0.06%	
	97	legitimate skip	12254	78.05%	
	98	don't know	8	0.05%	
		Total	12,271	78.15%	

Valid	Invalid	Minimum	Maximum
3430	12271	0	6



Type	Code
Measurement Unit	numeric
H4TO72	72. Have you used marijuana in the past 24 hours?

			Frequency	% of total	% of valid
Valid	0	no	1201	7.65%	47.81%
	1	yes	1311	8.35%	52.19%
		Total	2,512	16%	100%

Missing	6	refused	7	0.04%	
	7	legitimate skip	13180	83.94%	
	8	don't know	2	0.01%	
		Total	13,189	84%	

Valid	Invalid	Minimum	Maximum
2512	13189	0	1

#### H4TO73H - S23Q73H TIME LAST USED MARIJUANA-HOUR-W4

Type	Code
Measurement Unit	numeric
H4TO73H	73H. At what time did you last use marijuana? [Hour]

			Frequency	% of total	% of valid
Valid	1	1	105	0.67%	8.15%
	2	2	89	0.57%	6.9%
	3	3	69	0.44%	5.35%
	4	4	68	0.43%	5.28%
	5	5	66	0.42%	5.12%
	6	6	49	0.31%	3.8%
	7	7	66	0.42%	5.12%
	8	8	113	0.72%	8.77%
	9	9	171	1.09%	13.27%
	10	10	174	1.11%	13.5%
	11	11	168	1.07%	13.03%
	12	12	151	0.96%	11.71%
		Total	1,289	8.21%	100%
Missing	96	refused	10	0.06%	
	97	legitimate skip	14390	91.65%	
	98	don't know	12	0.08%	
		Total	14,412	91.79%	

Valid	Invalid	Minimum	Maximum
1289	14412	1	12

#### H4TO73M - S23Q73H TIME LST USE MARIJUANA-MINTE-W4

Type	Numeric (Double)
H4TO73M	73M. At what time did you last use marijuana? [Minute]

			Frequency	% of total	% of valid
Missing	96	refused	11	0.07%	
	97	legitimate skip	14390	91.65%	
	98	don't know	14	0.09%	

		Total	14,415	91.81%	
--	--	-------	--------	--------	--

Valid	Invalid	Minimum	Maximum	Mean	StdDev
1286	14415	0	55	11.522550...	15.337217...

#### H4TO73T - S23Q73T TIME LST USE MARIJUANA-AM/PM-W4

Type	Code
Measurement Unit	numeric
H4TO73T	73T. At what time did you last use marijuana? [am/pm]

			Frequency	% of total	% of valid
Valid	1	am	466	2.97%	36.21%
	2	pm	821	5.23%	63.79%
Total			1,287	8.2%	100%
Missing	6	refused	10	0.06%	
	7	legitimate skip	14390	91.65%	
	8	don't know	14	0.09%	
Total			14,414	91.8%	

Valid	Invalid	Minimum	Maximum
1287	14414	1	2

#### H4TO74 - S23Q74 TIME USE MARIJ MORE THAN NOW-W4

Type	Code
Measurement Unit	numeric
H4TO74	74. Was there ever a time when you used marijuana more than you do now?

			Frequency	% of total	% of valid
Valid	0	no	1961	12.49%	29.53%
	1	yes	4679	29.8%	70.47%
Total			6,640	42.29%	100%
Missing	6	refused	10	0.06%	
	7	legitimate skip	9048	57.63%	
	8	don't know	3	0.02%	
Total			9,061	57.71%	

Valid	Invalid	Minimum	Maximum
6640	9061	0	1

#### H4TO75 - S23Q75 TIME USE MARIJ MOST HOW MUCH-W4

Type	Code
Measurement Unit	numeric

H4TO75	75. During the period when you used marijuana the most, did you use marijuana:
--------	--

			Frequency	% of total	% of valid
Valid	1	less than 1 day a month	516	3.29%	11.06%
	2	1 day a month	233	1.48%	4.99%
	3	2 to 3 days a month	487	3.1%	10.44%
	4	1 day a week	260	1.66%	5.57%
	5	2 days a week	404	2.57%	8.66%
	6	3 to 5 days a week	779	4.96%	16.7%
	7	every day or almost every day	1986	12.65%	42.57%
Total			4,665	29.71%	100%
Missing	96	refused	3	0.02%	
	97	legitimate skip	11022	70.2%	
	98	don't know	11	0.07%	
Total			11,036	70.29%	

Valid	Invalid	Minimum	Maximum
4665	11036	1	7

#### H4TO76 - S23Q76 MARIJUANA INTERFR W/ WORK/SCHL-W4

Type	Code
Measurement Unit	numeric
H4TO76	76. How often has your marijuana use interfered with your responsibilities at work or school?

			Frequency	% of total	% of valid
Valid	0	never	3257	20.74%	77.22%
	1	1 time	256	1.63%	6.07%
	2	more than 1 time	705	4.49%	16.71%
Total			4,218	26.86%	100%
Missing	6	refused	1	0.01%	
	7	legitimate skip	11480	73.12%	
	8	don't know	2	0.01%	
Total			11,483	73.14%	

Valid	Invalid	Minimum	Maximum
4218	11483	0	2

#### H4TO77 - S23Q77 MARIJUANA PUT YOURSELF AT RISK-W4

Type	Code
Measurement Unit	numeric

H4TO77	77. How often have you been under the influence of marijuana when you could have gotten yourself or others hurt, or put yourself or others at risk, including unprotected sex?
--------	--

			Frequency	% of total	% of valid
Valid	0	never	3199	20.37%	75.95%
	1	1 time	252	1.6%	5.98%
	2	more than 1 time	761	4.85%	18.07%
Total			4,212	26.83%	100%
Missing	6	refused	4	0.03%	
	7	legitimate skip	11480	73.12%	
	8	don't know	5	0.03%	
Total			11,489	73.17%	

Valid	Invalid	Minimum	Maximum
4212	11489	0	2

#### H4TO78 - S23Q78 MARIJUANA CAUSE LEGAL PROB-W4

Type	Code
Measurement Unit	numeric
H4TO78	78. How often have you had legal problems because of your marijuana use, like being arrested for disturbing the peace or anything else?

			Frequency	% of total	% of valid
Valid	0	never	3588	22.85%	85.12%
	1	1 time	413	2.63%	9.8%
	2	more than 1 time	214	1.36%	5.08%
Total			4,215	26.85%	100%
Missing	6	refused	2	0.01%	
	7	legitimate skip	11480	73.12%	
	8	don't know	4	0.03%	
Total			11,486	73.15%	

Valid	Invalid	Minimum	Maximum
4215	11486	0	2

#### H4TO79 - S23Q79 MARIJUANA CAUSE PROB W/ FAMILY-W4

Type	Code
Measurement Unit	numeric
H4TO79	79. How often have you had problems with your family, friends, or people at work or school because of your marijuana use?

			Frequency	% of total	% of valid
--	--	--	-----------	------------	------------

Valid	0	never	3496	22.27%	82.92%
	1	1 time	259	1.65%	6.14%
	2	more than 1 time	461	2.94%	10.93%
		Total	4,216	26.85%	100%
Missing	6	refused	1	0.01%	
	7	legitimate skip	11480	73.12%	
	8	don't know	4	0.03%	
		Total	11,485	73.15%	

Valid	Invalid	Minimum	Maximum
4216	11485	0	2

#### H4TO80 - S23Q80 KEPT USE MARIJ WHEN CAUSE PROB-W4

Type	Code
Measurement Unit	numeric
H4TO80	80. Did you continue to use marijuana after you realized using it was causing you problems with family, friends, or people at work or school?

			Frequency	% of total	% of valid
Valid	0	no	189	1.2%	26.14%
	1	yes	534	3.4%	73.86%
		Total	723	4.6%	100%
Missing	7	legitimate skip	14976	95.38%	
	8	don't know	2	0.01%	
		Total	14,978	95.4%	

Valid	Invalid	Minimum	Maximum
723	14978	0	1

#### H4TO81 - S23Q81 USE MORE MARIJUANA GET EFFECT-W4

Type	Code
Measurement Unit	numeric
H4TO81	81. Have you ever found that you had to use more marijuana than you used to in order to get the effect you wanted?

			Frequency	% of total	% of valid
Valid	0	no	2443	15.56%	57.93%
	1	yes	1774	11.3%	42.07%
		Total	4,217	26.86%	100%
Missing	6	refused	2	0.01%	
	7	legitimate skip	11480	73.12%	
	8	don't know	2	0.01%	



		Total	11,484	73.14%	
--	--	-------	--------	--------	--

Valid	Invalid	Minimum	Maximum
4217	11484	0	1

#### H4TO82 - S23Q82 SPENT LOT TIME USE MARIJUANA-W4

Type	Code
Measurement Unit	numeric
H4TO82	82. Has there ever been a period when you spent a lot of time using marijuana, getting it, or getting over its effects?

			Frequency	% of total	% of valid
Valid	0	no	2435	15.51%	57.8%
	1	yes	1778	11.32%	42.2%
	Total		4,213	26.83%	100%
Missing	6	refused	4	0.03%	
	7	legitimate skip	11480	73.12%	
	8	don't know	4	0.03%	
	Total		11,488	73.17%	

Valid	Invalid	Minimum	Maximum
4213	11488	0	1

#### H4TO83 - S23Q83 OFTN USE MORE MARIJUANA INTEND-W4

Type	Code
Measurement Unit	numeric
H4TO83	83. Have you often used more marijuana or used marijuana longer than you intended?

			Frequency	% of total	% of valid
Valid	0	no	2809	17.89%	66.71%
	1	yes	1402	8.93%	33.29%
	Total		4,211	26.82%	100%
Missing	6	refused	4	0.03%	
	7	legitimate skip	11480	73.12%	
	8	don't know	6	0.04%	
	Total		11,490	73.18%	

Valid	Invalid	Minimum	Maximum
4211	11490	0	1

#### H4TO84 - S23Q84 EVER TRIED QUIT MARIJUANA-W4

Type	Code
Measurement Unit	numeric
H4TO84	84. Have you ever tried to quit or cut down on your use of marijuana?

			Frequency	% of total	% of valid
Valid	0	no	1202	7.66%	28.51%
	1	yes	3014	19.2%	71.49%
	Total		4,216	26.85%	100%
Missing	6	refused	4	0.03%	
	7	legitimate skip	11480	73.12%	
	8	don't know	1	0.01%	
	Total		11,485	73.15%	

Valid	Invalid	Minimum	Maximum
4216	11485	0	1

#### H4TO85 - S23Q85 EVER TIME WANT QUIT MARIJ-W4

Type	Code
Measurement Unit	numeric
H4TO85	85. Has there ever been a period of time when you wanted to quit or cut down on your use of marijuana?

			Frequency	% of total	% of valid
Valid	0	no	1005	6.4%	83.54%
	1	yes	198	1.26%	16.46%
	Total		1,203	7.66%	100%
Missing	6	refused	3	0.02%	
	7	legitimate skip	14494	92.31%	
	8	don't know	1	0.01%	
	Total		14,498	92.34%	

Valid	Invalid	Minimum	Maximum
1203	14498	0	1

#### H4TO86 - S23Q86 ABLE CUT DOWN/QUIT 1 MTH MARIJ-W4

Type	Code
Measurement Unit	numeric
H4TO86	86. When you decided to cut down or quit using marijuana, were you able to do so for at least one month?

			Frequency	% of total	% of valid
--	--	--	-----------	------------	------------

Valid	0	no	169	1.08%	5.61%
	1	yes	2845	18.12%	94.39%
		Total	3,014	19.2%	100%
Missing	7	legitimate skip	12687	80.8%	
		Total	12,687	80.8%	

Valid	Invalid	Minimum	Maximum
3014	12687	0	1

 H4TO87 - S23Q87 NUM TIMES UNABLE TO QUIT MARIJ-W4

Type	Code
Measurement Unit	numeric
H4TO87	87. How many times have you tried but been unable to cut down or quit using marijuana for at least one month?

			Frequency	% of total	% of valid
Valid	1	1 time	65	0.41%	39.39%
	2	2 times	36	0.23%	21.82%
	3	3 times	19	0.12%	11.52%
	4	4 times	9	0.06%	5.45%
	5	5 times	18	0.11%	10.91%
	6	6 times	2	0.01%	1.21%
	7	7 times	2	0.01%	1.21%
	8	8 times	1	0.01%	0.61%
	10	10 times	8	0.05%	4.85%
	12	12 times	1	0.01%	0.61%
	20	20 times	1	0.01%	0.61%
	25	25 times	3	0.02%	1.82%
		Total	165	1.05%	100%
Missing	97	legitimate skip	15532	98.92%	
	98	don't know	4	0.03%	
		Total	15,536	98.95%	

Valid	Invalid	Minimum	Maximum
165	15536	1	25

 H4TO88 - S23Q88 EXPER WITHDRWL SYMPT NOT MARIJ-W4

Type	Code
Measurement Unit	numeric

H4TO88	88. During the first few hours of not using marijuana, do you experience withdrawal symptoms such as craving marijuana, feeling depressed, anxious, restless or irritable, having trouble concentrating, feeling tired or weak, having trouble sleeping, or a change in appetite?
--------	---

			Frequency	% of total	% of valid
Valid	0	no	3476	22.14%	82.49%
	1	yes	738	4.7%	17.51%
	Total		4,214	26.84%	100%
Missing	6	refused	4	0.03%	
	7	legitimate skip	11480	73.12%	
	8	don't know	3	0.02%	
	Total		11,487	73.16%	

Valid	Invalid	Minimum	Maximum
4214	11487	0	1

#### H4TO89 - S23Q89 KEPT MARIJU CAUSD HEALTH PROB-W4

Type	Code
Measurement Unit	numeric
H4TO89	89. Have you ever continued to use marijuana after you realized using marijuana was causing you any emotional problems (such as feeling depressed or empty, feeling irritable or aggressive, feeling paranoid or confused, feeling anxious or tense, being jumpy or easily startled) or causing you any health problems (such as persistent cough, sore throat or sinus problems, heart pounding, headaches or dizziness, or sexual difficulties)?

			Frequency	% of total	% of valid
Valid	0	no	3363	21.42%	79.88%
	1	yes	847	5.39%	20.12%
	Total		4,210	26.81%	100%
Missing	6	refused	7	0.04%	
	7	legitimate skip	11480	73.12%	
	8	don't know	4	0.03%	
	Total		11,491	73.19%	

Valid	Invalid	Minimum	Maximum
4210	11491	0	1

#### H4TO90 - S23Q90 STOP ACTVTIES INTERFER W/MARIJ-W4

Type	Code
Measurement Unit	numeric

H4TO90	90. Have you ever given up or cut down on important activities that would interfere with your marijuana use like getting together with friends or relatives, going to work or school, participating in sports, or anything else?
--------	--

			Frequency	% of total	% of valid
Valid	0	no	3512	22.37%	83.32%
	1	yes	703	4.48%	16.68%
Total			4,215	26.85%	100%
Missing	6	refused	5	0.03%	
	7	legitimate skip	11480	73.12%	
	8	don't know	1	0.01%	
Total			11,486	73.15%	

Valid	Invalid	Minimum	Maximum
4215	11486	0	1

#### H4TO91 - S23Q91 3+ EXPER HAPPN 12 MTH MARIJ-W4

Type	Code
Measurement Unit	numeric
H4TO91	91. Did (at least three of) these experiences occur together in a 12-month period?

			Frequency	% of total	% of valid
Valid	0	no	436	2.78%	33.46%
	1	yes	867	5.52%	66.54%
Total			1,303	8.3%	100%
Missing	6	refused	1	0.01%	
	7	legitimate skip	14395	91.68%	
	8	don't know	2	0.01%	
Total			14,398	91.7%	

Valid	Invalid	Minimum	Maximum
1303	14398	0	1

#### H4TO92 - S23Q92 AGE WHEN 3+ EXPER 12 MTH MARIJ-W4

Type	Numeric (Double)
H4TO92	92. How old were you when you first experienced these symptoms in the same 12 month period?

			Frequency	% of total	% of valid
Missing	96	refused	1	0.01%	
	97	legitimate skip	14831	94.46%	
	98	don't know	12	0.08%	

	Total	14,844	94.54%
--	-------	--------	--------

Valid	Invalid	Minimum	Maximum	Mean	StdDev
857	14844	5	31	20.138856...	4.3020420...

#### H4TO93 - S23Q93 OTHR ILLEGAL DRUG USE MST OFTN-W4

Type	Code
Measurement Unit	numeric
H4TO93	93. Which one of these illegal drugs do you use most often?

			Frequency	% of total	% of valid
Valid	1	MDMA (Ecstasy)	199	1.27%	32.57%
	2	inhalants	7	0.04%	1.15%
	3	LSD	103	0.66%	16.86%
	4	heroin	7	0.04%	1.15%
	5	PCP	7	0.04%	1.15%
	6	other illegal drugs	288	1.83%	47.14%
		Total	611	3.89%	100%
Missing	96	refused	77	0.49%	
	97	legitimate skip	14934	95.11%	
	98	don't know	79	0.5%	
		Total	15,090	96.11%	

Valid	Invalid	Minimum	Maximum
611	15090	1	6

#### H4TO94 - S23Q94 DRUG USED MOST FREQUENTLY-W4

Type	Code
Measurement Unit	numeric
H4TO94	94. You said you have used these types of drugs (fill from list of drugs according to instructions below this question). Which one type have you used most frequently in your lifetime?

			Frequency	% of total	% of valid
Valid	1	sedatives	933	5.94%	29.4%
	2	tranquilizers	1015	6.46%	31.98%
	3	stimulants	530	3.38%	16.7%
	4	pain killers	326	2.08%	10.27%
	5	steroids	196	1.25%	6.18%
	6	cocaine	121	0.77%	3.81%
	7	crystal meth (ice)	52	0.33%	1.64%
	8	other illegal drugs	1	0.01%	0.03%

		Total	3,174	20.22%	100%
Missing	96	refused	18	0.11%	
	97	legitimate skip	12479	79.48%	
	98	don't know	30	0.19%	
		Total	12,527	79.78%	

Valid	Invalid	Minimum	Maximum
3174	12527	1	8

#### H4TO95 - S23Q95 OTHR DRUG USED MOST OFTEN-W4

Type	Code
Measurement Unit	numeric
H4TO95	95. Which one of these illegal drugs do you use most often?

			Frequency	% of total	% of valid
Valid	1	MDMA (Ecstasy)	184	1.17%	30.31%
	2	inhalants	5	0.03%	0.82%
	3	LSD	162	1.03%	26.69%
	4	heroin	22	0.14%	3.62%
	5	PCP	5	0.03%	0.82%
	6	other illegal drugs	229	1.46%	37.73%
		Total	607	3.87%	100%
Missing	96	refused	7	0.04%	
	97	legitimate skip	15072	95.99%	
	98	don't know	15	0.1%	
		Total	15,094	96.13%	

Valid	Invalid	Minimum	Maximum
607	15094	1	6

#### H4TO96 - S23Q96 AGE WHEN USED FAVORITE DRUG-W4

Type	Numeric (Double)
H4TO96	96. How old were you the first time you used {favorite drug}?

			Frequency	% of total	% of valid
Missing	96	refused	32	0.2%	
	97	legitimate skip	10787	68.7%	
	98	don't know	71	0.45%	
		Total	10,890	69.36%	

Valid	Invalid	Minimum	Maximum	Mean	StdDev
4811	10890	5	32	19.969652...	3.8685138...

 H4TO97 - S23Q97 USE FAV DRUG MORE THAN 5 TIMES-W4

Type	Code
Measurement Unit	numeric
H4TO97	97. Have you used {favorite drug} more than 5 times in your lifetime?

			Frequency	% of total	% of valid
Valid	0	no	1691	10.77%	34.58%
	1	yes	3199	20.37%	65.42%
Total			4,890	31.14%	100%
Missing	6	refused	17	0.11%	
	7	legitimate skip	10787	68.7%	
	8	don't know	7	0.04%	
Total			10,811	68.86%	

Valid	Invalid	Minimum	Maximum
4890	10811	0	1

 H4TO98 - S23Q98 NUM DYS FAV DRUG PST 12 MTHS-W4

Type	Code
Measurement Unit	numeric
H4TO98	98. During the past 12 months, on how many days did you use {favorite drug}?

			Frequency	% of total	% of valid
Valid	0	none	1652	10.52%	51.79%
	1	1 or 2 days in the past 12 months	465	2.96%	14.58%
	2	once a month or less (3 to 12 days in the past 12 months)	370	2.36%	11.6%
	3	2 or 3 days a month	260	1.66%	8.15%
	4	1 or 2 days a week	157	1%	4.92%
	5	3 to 5 days a week	140	0.89%	4.39%
	6	every day or almost every day	146	0.93%	4.58%
Total			3,190	20.32%	100%
Missing	96	refused	1	0.01%	
	97	legitimate skip	12502	79.63%	
	98	don't know	8	0.05%	
Total			12,511	79.68%	

Valid	Invalid	Minimum	Maximum
3190	12511	0	6



 H4TO99 - S23Q99 NUM DYS USE FAV DRG PST 30 DYS-W4

Type	Code
Measurement Unit	numeric
H4TO99	99. During the past 30 days, on how many days did you use {favorite drug}?

			Frequency	% of total	% of valid
Valid	0	none	618	3.94%	40.08%
	1	one day	268	1.71%	17.38%
	2	2 or 3 days	257	1.64%	16.67%
	3	1 day a week	76	0.48%	4.93%
	4	2 days a week	107	0.68%	6.94%
	5	3 to 5 days a week	100	0.64%	6.49%
	6	every day or almost every day	116	0.74%	7.52%
		Total	1,542	9.82%	100%
Missing	96	refused	1	0.01%	
	97	legitimate skip	14154	90.15%	
	98	don't know	4	0.03%	
		Total	14,159	90.18%	

Valid	Invalid	Minimum	Maximum
1542	14159	0	6

 H4TO100 - S23Q100 USED FAV DRUG PST 24 HRS-W4

Type	Code
Measurement Unit	numeric
H4TO100	100. Have you used {favorite drug} within the past 24 hours?

			Frequency	% of total	% of valid
Valid	0	no	654	4.17%	70.4%
	1	yes	275	1.75%	29.6%
		Total	929	5.92%	100%
Missing	7	legitimate skip	14772	94.08%	
		Total	14,772	94.08%	

Valid	Invalid	Minimum	Maximum
929	14772	0	1

 H4TO101H - S23Q101H TIME LAST USED FAV DRUG-HOUR-W4

Type	Code
Measurement Unit	numeric
H4TO101H	101H. At what time did you last use {favorite drug}? [Hour]

			Frequency	% of total	% of valid
Valid	1	1	15	0.1%	5.56%
	2	2	19	0.12%	7.04%
	3	3	15	0.1%	5.56%
	4	4	22	0.14%	8.15%
	5	5	20	0.13%	7.41%
	6	6	15	0.1%	5.56%
	7	7	18	0.11%	6.67%
	8	8	18	0.11%	6.67%
	9	9	24	0.15%	8.89%
	10	10	48	0.31%	17.78%
	11	11	20	0.13%	7.41%
	12	12	36	0.23%	13.33%
		Total	270	1.72%	100%
Missing	96	refused	1	0.01%	
	97	legitimate skip	15426	98.25%	
	98	don't know	4	0.03%	
		Total	15,431	98.28%	

Valid	Invalid	Minimum	Maximum
270	15431	1	12

 H4TO101M - S23Q101M TIME LAST USED FAV DRUG-MIN-W4

Type	Code
Measurement Unit	numeric
H4TO101M	101M. At what time did you last use {favorite drug}? [Minute]

			Frequency	% of total	% of valid
--	--	--	-----------	------------	------------

Valid	0	0	172	1.1%	64.42%
	1	1	3	0.02%	1.12%
	2	2	1	0.01%	0.37%
	5	5	1	0.01%	0.37%
	9	9	2	0.01%	0.75%
	10	10	2	0.01%	0.75%
	11	11	1	0.01%	0.37%
	12	12	2	0.01%	0.75%
	15	15	4	0.03%	1.5%
	20	20	3	0.02%	1.12%
	22	22	2	0.01%	0.75%
	24	24	1	0.01%	0.37%
	30	30	66	0.42%	24.72%
	34	34	1	0.01%	0.37%
	35	35	2	0.01%	0.75%
	45	45	4	0.03%	1.5%
		Total	267	1.7%	100%
Missing	96	96	1	0.01%	
	97	97	15426	98.25%	
	98	98	7	0.04%	
		Total	15,434	98.3%	

Valid	Invalid	Minimum	Maximum
267	15434	0	45

 H4TO101T - S23Q101T TIME LAST USD FAV DRUG-AM/PM-W4

Type	Code
Measurement Unit	numeric
H4TO101T	101T. At what time did you last use {favorite drug}? [am/pm]

			Frequency	% of total	% of valid
Valid	1	am	117	0.75%	43.17%
	2	pm	154	0.98%	56.83%
		Total	271	1.73%	100%
Missing	6	refused	1	0.01%	
	7	legitimate skip	15426	98.25%	
	8	don't know	3	0.02%	
		Total	15,430	98.27%	

Valid	Invalid	Minimum	Maximum
271	15430	1	2

 H4TO102 - S23Q102 TIME USE FAV DRUG MOR THN NOW-W4

Type	Code
Measurement Unit	numeric
H4TO102	102. Was there ever a time when you used {favorite drug} more than you do now?

			Frequency	% of total	% of valid
Valid	0	no	981	6.25%	30.72%
	1	yes	2212	14.09%	69.28%
Total			3,193	20.34%	100%
Missing	6	refused	4	0.03%	
	7	legitimate skip	12502	79.63%	
	8	don't know	2	0.01%	
Total			12,508	79.66%	

Valid	Invalid	Minimum	Maximum
3193	12508	0	1

 H4TO103 - S23Q103 TIME USE FAV DRG MST HOW OFTN-W4

Type	Code
Measurement Unit	numeric
H4TO103	103. During the period when you used {favorite drug} the most, did you use {favorite drug}:

			Frequency	% of total	% of valid
Valid	1	less than 1 day a month	276	1.76%	12.5%
	2	1 day a month	175	1.11%	7.93%
	3	2 to 3 a month	335	2.13%	15.17%
	4	1 day a week	186	1.18%	8.42%
	5	2 days a week	275	1.75%	12.45%
	6	3 to 5 days a week	385	2.45%	17.44%
	7	every day or almost every day	576	3.67%	26.09%
Total			2,208	14.06%	100%
Missing	97	legitimate skip	13489	85.91%	
	98	don't know	4	0.03%	
Total			13,493	85.94%	

Valid	Invalid	Minimum	Maximum
2208	13493	1	7

 H4TO104 - S23Q104 FAV DRUG INTERFER WORK/SCHL-W4

Type	Code
Measurement Unit	numeric
H4TO104	104. How often has your {favorite drug} use interfered with your responsibilities at work or school?

			Frequency	% of total	% of valid
Valid	0	never	913	5.81%	55.64%
	1	1 time	129	0.82%	7.86%
	2	more than 1 time	599	3.82%	36.5%
		Total	1,641	10.45%	100%
Missing	5	not asked on pretest	1	0.01%	
	7	legitimate skip	14059	89.54%	
		Total	14,060	89.55%	

Valid	Invalid	Minimum	Maximum
1641	14060	0	2

#### H4TO105 - S23Q105 FAV DRUG PUT YOURSELF AT RISK-W4

Type	Code
Measurement Unit	numeric
H4TO105	105. How often have you been under the influence of {favorite drug} when you could have gotten yourself or others hurt, or put yourself or others at risk, including unprotected sex?

			Frequency	% of total	% of valid
Valid	0	never	932	5.94%	56.9%
	1	1 time	120	0.76%	7.33%
	2	more than 1 time	586	3.73%	35.78%
		Total	1,638	10.43%	100%
Missing	5	not asked on pretest	1	0.01%	
	6	refused	1	0.01%	
	7	legitimate skip	14059	89.54%	
	8	don't know	2	0.01%	
		Total	14,063	89.57%	

Valid	Invalid	Minimum	Maximum
1638	14063	0	2

#### H4TO106 - S23Q106 FAV DRUG CAUSE LEGAL PROB-W4

Type	Code
Measurement Unit	numeric

H4TO106	106. How often have you had legal problems because of your {favorite drug} use, like being arrested for disturbing the peace or anything else?
---------	--

			Frequency	% of total	% of valid
Valid	0	never	1392	8.87%	84.93%
	1	1 time	98	0.62%	5.98%
	2	more than 1 time	149	0.95%	9.09%
		Total	1,639	10.44%	100%
Missing	5	not asked on pretest	1	0.01%	
	6	refused	1	0.01%	
	7	legitimate skip	14059	89.54%	
	8	don't know	1	0.01%	
		Total	14,062	89.56%	

Valid	Invalid	Minimum	Maximum
1639	14062	0	2

#### H4TO107 - S23Q107 FAV DRUG CAUSE PROB W/ FAMILY-W4

Type	Code
Measurement Unit	numeric
H4TO107	107. How often have you had problems with your family, friends, or people at work or school because of your {favorite drug} use?

			Frequency	% of total	% of valid
Valid	0	never	946	6.03%	57.72%
	1	1 time	139	0.89%	8.48%
	2	more than 1 time	554	3.53%	33.8%
		Total	1,639	10.44%	100%
Missing	5	not asked on pretest	1	0.01%	
	7	legitimate skip	14059	89.54%	
	8	don't know	2	0.01%	
		Total	14,062	89.56%	

Valid	Invalid	Minimum	Maximum
1639	14062	0	2

#### H4TO108 - S23Q108 KEPT FAV DRUG WHEN PROB W/FAM-W4

Type	Code
Measurement Unit	numeric
H4TO108	108. Did you continue to use {favorite drug} after you realized using it was causing you problems with family, friends, or people at work or school?

			Frequency	% of total	% of valid
--	--	--	-----------	------------	------------

Valid	0	no	198	1.26%	28.53%
	1	yes	496	3.16%	71.47%
		Total	694	4.42%	100%
Missing	5	not asked on pretest	1	0.01%	
	7	legitimate skip	15005	95.57%	
	8	don't know	1	0.01%	
		Total	15,007	95.58%	

Valid	Invalid	Minimum	Maximum
694	15007	0	1

#### H4TO109 - S23Q109 NEED MORE FAV DRUG GET EFFECT-W4

Type	Code
Measurement Unit	numeric
H4TO109	109. Have you ever found that you had to use more {favorite drug} than you used to in order to get the effect you wanted?

			Frequency	% of total	% of valid
Valid	0	no	559	3.56%	34.09%
	1	yes	1080	6.88%	65.85%
		Total	1,640	10.45%	100%
Missing	5	not asked on pretest	1	0.01%	
	7	legitimate skip	14059	89.54%	
	8	don't know	1	0.01%	
		Total	14,061	89.55%	

Valid	Invalid	Minimum	Maximum
1640	14061	0	6

#### H4TO110 - S23Q110 SPENT LOT TIME USING FAV DRUG-W4

Type	Code
Measurement Unit	numeric
H4TO110	110. Has there ever been a period when you spent a lot of time using {favorite drug}, getting it, or getting over its effects?

			Frequency	% of total	% of valid
Valid	0	no	598	3.81%	36.51%
	1	yes	1040	6.62%	63.49%
		Total	1,638	10.43%	100%

Missing	5	not asked on pretest	1	0.01%	
	6	refused	1	0.01%	
	7	legitimate skip	14059	89.54%	
	8	don't know	2	0.01%	
		Total	14,063	89.57%	

Valid	Invalid	Minimum	Maximum
1638	14063	0	1

#### H4TO111 - S23Q111 OFTN USE MORE FAV DRUG INTEND-W4

Type	Code
Measurement Unit	numeric
H4TO111	111. Have you often used more {favorite drug} or used {favorite drug} longer than you intended?

			Frequency	% of total	% of valid
Valid	0	no	596	3.8%	36.39%
	1	yes	1042	6.64%	63.61%
		Total	1,638	10.43%	100%
Missing	5	not asked on pretest	1	0.01%	
	6	refused	2	0.01%	
	7	legitimate skip	14059	89.54%	
	8	don't know	1	0.01%	
		Total	14,063	89.57%	

Valid	Invalid	Minimum	Maximum
1638	14063	0	1

#### H4TO112 - S23Q112 EVER TRIED QUIT FAV DRUG-W4

Type	Code
Measurement Unit	numeric
H4TO112	112. Have you ever tried to quit or cut down on your use of {favorite drug}?

			Frequency	% of total	% of valid
Valid	0	no	275	1.75%	16.78%
	1	yes	1364	8.69%	83.22%
		Total	1,639	10.44%	100%
Missing	5	not asked on pretest	1	0.01%	
	6	refused	1	0.01%	
	7	legitimate skip	14059	89.54%	
	8	don't know	1	0.01%	
		Total	14,062	89.56%	



Valid	Invalid	Minimum	Maximum
1639	14062	0	1

#### H4TO113 - S23Q113 EVER TIME WANT QUIT FAV DRUG-W4

Type	Code
Measurement Unit	numeric
H4TO113	113. Has there ever been a period of time when you wanted to quit or cut down on your use of {favorite drug}?

			Frequency	% of total	% of valid
Valid	0	no	218	1.39%	78.99%
	1	yes	58	0.37%	21.01%
	Total		276	1.76%	100%
Missing	5	not asked on pretest	1	0.01%	
	6	refused	1	0.01%	
	7	legitimate skip	15423	98.23%	
	Total		15,425	98.24%	

Valid	Invalid	Minimum	Maximum
276	15425	0	1

#### H4TO114 - S23Q114 ABLE TO QUIT 1 MTH FAV DRUG-W4

Type	Code
Measurement Unit	numeric
H4TO114	114. When you decided to cut down or quit using {favorite drug}, were you able to do so for at least one month?

			Frequency	% of total	% of valid
Valid	0	no	127	0.81%	9.31%
	1	yes	1237	7.88%	90.69%
	Total		1,364	8.69%	100%
Missing	7	legitimate skip	14337	91.31%	
	Total		14,337	91.31%	

Valid	Invalid	Minimum	Maximum
1364	14337	0	1

#### H4TO115 - S23Q115 NUM TIME UNABLE QUIT FAV DRUG-W4

Type	Code
Measurement Unit	numeric
H4TO115	115. How many times have you tried but been unable to cut down or quit using {favorite drug} for at least one month?

			Frequency	% of total	% of valid
Valid	1	1 time	25	0.16%	20.16%
	2	2 times	23	0.15%	18.55%
	3	3 times	21	0.13%	16.94%
	4	4 times	9	0.06%	7.26%
	5	5 times	23	0.15%	18.55%
	6	6 times	6	0.04%	4.84%
	7	7 times	1	0.01%	0.81%
	8	8 times	1	0.01%	0.81%
	9	9 times	1	0.01%	0.81%
	10	10 times	8	0.05%	6.45%
	12	12 times	1	0.01%	0.81%
	13	13 times	1	0.01%	0.81%
	20	20 times	2	0.01%	1.61%
	22	22 times	1	0.01%	0.81%
	25	25 times	1	0.01%	0.81%
		Total	124	0.79%	100%
Missing	97	legitimate skip	15574	99.19%	
	98	don't know	3	0.02%	
		Total	15,577	99.21%	

Valid	Invalid	Minimum	Maximum
124	15577	1	25

 H4TO116 - S23Q116 EXPER WITHDRWL SYMPT NO DRUG-W4

Type	Code
Measurement Unit	numeric
H4TO116	116. During the first few hours of not using {favorite drug}, do you experience one or more withdrawal symptoms such as craving {favorite drug} , feeling depressed, anxious, restless or irritable, having trouble concentrating, feeling tired or weak, having trouble sleeping, or a change in appetite?

			Frequency	% of total	% of valid
Valid	0	no	874	5.57%	53.29%
	1	yes	766	4.88%	46.71%
		Total	1,640	10.45%	100%
Missing	5	not asked on pretest	1	0.01%	
	6	refused	1	0.01%	
	7	legitimate skip	14059	89.54%	
		Total	14,061	89.55%	

Valid	Invalid	Minimum	Maximum

1640	14061	0	1
------	-------	---	---

#### H4TO117 - S23Q117 KEPT USE DRUG CAUSE HLTH PROB-W4

Type	Code
Measurement Unit	numeric
H4TO117	117. Have you ever continued to use {favorite drug} after you realized using {favorite drug} was causing you any emotional problems (such as feeling depressed or empty, feeling irritable or aggressive, feeling paranoid or confused, feeling anxious or tense, being jumpy or easily startled) or causing you any health problems (such as heart pounding, headaches or dizziness, or sexual difficulties)?

			Frequency	% of total	% of valid
Valid	0	no	925	5.89%	56.47%
	1	yes	713	4.54%	43.53%
	Total		1,638	10.43%	100%
Missing	5	not asked on pretest	1	0.01%	
	6	refused	2	0.01%	
	7	legitimate skip	14059	89.54%	
	8	don't know	1	0.01%	
	Total		14,063	89.57%	

Valid	Invalid	Minimum	Maximum
1638	14063	0	1

#### H4TO118 - S23Q118 STOP ACTVTIES INTERFER W/DRUG-W4

Type	Code
Measurement Unit	numeric
H4TO118	118. Have you ever given up or cut down on important activities that would interfere with your {favorite drug} use like getting together with friends or relatives, going to work or school, participating in sports, or anything else?

			Frequency	% of total	% of valid
Valid	0	no	1002	6.38%	61.1%
	1	yes	638	4.06%	38.9%
	Total		1,640	10.45%	100%
Missing	5	not asked on pretest	1	0.01%	
	6	refused	1	0.01%	
	7	legitimate skip	14059	89.54%	
	Total		14,061	89.55%	

Valid	Invalid	Minimum	Maximum
1640	14061	0	1

 H4TO119 - S23Q119 3+ EXPER HAPPEN 12 MTH DRUG-W4

Type	Code
Measurement Unit	numeric
H4TO119	119. Did (at least three of) these experiences occur together in a 12-month period?

			Frequency	% of total	% of valid
Valid	0	no	245	1.56%	24.62%
	1	yes	750	4.78%	75.38%
Total			995	6.34%	100%
Missing	7	legitimate skip	14706	93.66%	
	Total		14,706	93.66%	

Valid	Invalid	Minimum	Maximum
995	14706	0	1

 H4TO120 - S23Q120 AGE WHEN 3+ EXPER 12 MTH DRUG-W4

Type	Numeric (Double)
H4TO120	120. How old were you when you first experienced these symptoms in the same 12 month period?

			Frequency	% of total	% of valid
Missing	96	refused	1	0.01%	
	97	legitimate skip	14951	95.22%	
	98	don't know	6	0.04%	
Total			14,958	95.27%	

Valid	Invalid	Minimum	Maximum	Mean	StdDev
743	14958	5	31	22.172274...	4.1540336...

 H4MA1 - S24Q1 BEF 18 OFTEN FELT HURT/UNLOVED-W4

Type	Code
Measurement Unit	numeric
H4MA1	1. Before your 18th birthday, how often did a parent or other adult caregiver say things that really hurt your feelings or made you feel like you were not wanted or loved?

			Frequency	% of total	% of valid
--	--	--	-----------	------------	------------

Valid	1	one time	1646	10.48%	10.64%
	2	two times	1481	9.43%	9.57%
	3	three to five times	1640	10.45%	10.6%
	4	six to ten times	714	4.55%	4.62%
	5	more than ten times	1885	12.01%	12.19%
	6	this has never happened	8103	51.61%	52.38%
		Total	15,469	98.52%	100%
Missing	96	refused	85	0.54%	
	98	don't know	147	0.94%	
		Total	232	1.48%	

Valid	Invalid	Minimum	Maximum
15469	232	1	6

#### H4MA2 - S24Q2 AGE 1ST TX FELT HURT/UNLOVED-W4

Type	Numeric (Double)
H4MA2	2. How old were you the first time this happened?

			Frequency	% of total	% of valid
Missing	96	refused	51	0.32%	
	97	legitimate skip	8188	52.15%	
	98	don't know	740	4.71%	
		Total	8,979	57.19%	

Valid	Invalid	Minimum	Maximum	Mean	StdDev
6722	8979	0	17	11.569175...	4.1892859...

#### H4MA3 - S24Q3 BEF 18 TIMES HIT/KICK/THROWN-W4

Type	Code
Measurement Unit	numeric
H4MA3	3. Before your 18th birthday, how often did a parent or adult caregiver hit you with a fist, kick you, or throw you down on the floor, into a wall, or down stairs?

			Frequency	% of total	% of valid
Valid	1	one time	837	5.33%	5.4%
	2	two times	499	3.18%	3.22%
	3	three to five times	539	3.43%	3.48%
	4	six to ten times	280	1.78%	1.81%
	5	more than ten times	742	4.73%	4.78%
	6	this has never happened	12613	80.33%	81.32%
		Total	15,510	98.78%	100%

Missing	96	refused	96	0.61%	
	98	don't know	95	0.61%	
		Total	191	1.22%	

Valid	Invalid	Minimum	Maximum
15510	191	1	6

#### H4MA4 - S24Q4 AGE 1ST TX HIT/KICK/THROWN-W4

Type	Numeric (Double)
H4MA4	4. How old were you the first time this happened?

			Frequency	% of total	% of valid
Missing	96	refused	14	0.09%	
	97	legitimate skip	12709	80.94%	
	98	don't know	291	1.85%	
		Total	13,014	82.89%	

Valid	Invalid	Minimum	Maximum	Mean	StdDev
2687	13014	0	17	10.581689...	4.3601722...

#### H4MA5 - S24Q5 BEF 18 OFTEN TOUCH SEXUAL WAY-W4

Type	Code
Measurement Unit	numeric
H4MA5	5. How often did a parent or other adult caregiver touch you in a sexual way, force you to touch him or her in a sexual way, or force you to have sexual relations?

			Frequency	% of total	% of valid
Valid	1	one time	291	1.85%	1.87%
	2	two times	123	0.78%	0.79%
	3	three to five times	150	0.96%	0.97%
	4	six to ten times	79	0.5%	0.51%
	5	more than ten times	177	1.13%	1.14%
	6	this has never happened	14716	93.73%	94.72%
		Total	15,536	98.95%	100%
Missing	96	refused	100	0.64%	
	98	don't know	65	0.41%	
		Total	165	1.05%	

Valid	Invalid	Minimum	Maximum
15536	165	1	6

#### H4MA6 - S24Q6 AGE 1ST TX TOUCH SEXUAL WAY-W4

Type	Numeric (Double)
H4MA6	6. How old were you the first time this happened?

			Frequency	% of total	% of valid
Missing	96	refused	5	0.03%	
	97	legitimate skip	14816	94.36%	
	98	don't know	84	0.53%	
Total			14,905	94.93%	

Valid	Invalid	Minimum	Maximum	Mean	StdDev
796	14905	0	17	8.1633165...	4.1634481...

#### H4DA1 - S25Q1 HRS/WK WATCH TV/VIDEOS-W4

Type	Numeric (Double)
H4DA1	1. In the past seven days, how many hours did you watch television or videos, including VHS, DVDs or music videos?

			Frequency	% of total	% of valid
Missing	.	missing	1	0.01%	
	996	refused	10	0.06%	
	998	don't know	61	0.39%	
Total			72	0.46%	

Valid	Invalid	Minimum	Maximum	Mean	StdDev
15629	72	0	150	13.244737...	13.439650...

#### H4DA2 - S25Q2 BIKE/SKATEBRD/DANCE/HIKE/HUNT-W4

Type	Code
Measurement Unit	numeric
H4DA2	2. In the past seven days, how many times did you bicycle, skateboard, dance, hike, hunt, or do yard work?

			Frequency	% of total	% of valid
Valid	0	not at all	7319	46.61%	46.67%
	1	1 time	2289	14.58%	14.6%
	2	2 times	2253	14.35%	14.37%
	3	3 times	1585	10.09%	10.11%
	4	4 times	785	5%	5.01%
	5	5 times	488	3.11%	3.11%
	6	6 times	175	1.11%	1.12%
	7	7 or more times	788	5.02%	5.02%
Total			15,682	99.88%	100%

Missing	.	missing	1	0.01%	
	96	refused	9	0.06%	
	98	don't know	9	0.06%	
		Total	19	0.12%	

Valid	Invalid	Minimum	Maximum
15682	19	0	7

#### H4DA3 - S25Q3 ROLR BLADE/SKATE/SKI/AEROBICS-W4

Type	Code
Measurement Unit	numeric
H4DA3	3. In the past seven days, how many times did you roller blade, roller skate, downhill ski, snow board, play racquet sports, or do aerobics?

			Frequency	% of total	% of valid
Valid	0	not at all	12095	77.03%	77.12%
	1	1 time	998	6.36%	6.36%
	2	2 times	878	5.59%	5.6%
	3	3 times	703	4.48%	4.48%
	4	4 times	378	2.41%	2.41%
	5	5 times	288	1.83%	1.84%
	6	6 times	99	0.63%	0.63%
	7	7 or more times	245	1.56%	1.56%
		Total	15,684	99.89%	100%
Missing	.	missing	1	0.01%	
	96	refused	10	0.06%	
	98	don't know	6	0.04%	
		Total	17	0.11%	

Valid	Invalid	Minimum	Maximum
15684	17	0	7

#### H4DA4 - S25Q4 PLAY A STRENUOUS SPORT-W4

Type	Code
Measurement Unit	numeric
H4DA4	4. In the past seven days, how many times did you participate in strenuous team sports such as football, soccer, basketball, lacrosse, rugby, field hockey, or ice hockey?

	Frequency	% of total	% of valid
--	-----------	------------	------------



Valid	0	not at all	13667	87.05%	87.14%
	1	1 time	850	5.41%	5.42%
	2	2 times	535	3.41%	3.41%
	3	3 times	300	1.91%	1.91%
	4	4 times	142	0.9%	0.91%
	5	5 times	77	0.49%	0.49%
	6	6 times	25	0.16%	0.16%
	7	7 or more times	88	0.56%	0.56%
		Total	15,684	99.89%	100%
Missing	.	missing	1	0.01%	
	96	refused	10	0.06%	
	98	don't know	6	0.04%	
		Total	17	0.11%	

Valid	Invalid	Minimum	Maximum
15684	17	0	7

H4DA5 - S25Q5 PLAY INDIVIDUAL SPORT-W4	
Type	Code
Measurement Unit	numeric
H4DA5	5. In the past seven days, how many times did you participate in individual sports such as running, wrestling, swimming, cross-country skiing, cycle racing, or martial arts?

			Frequency	% of total	% of valid
Valid	0	not at all	11771	74.97%	75.05%
	1	1 time	1045	6.66%	6.66%
	2	2 times	952	6.06%	6.07%
	3	3 times	781	4.97%	4.98%
	4	4 times	455	2.9%	2.9%
	5	5 times	300	1.91%	1.91%
	6	6 times	115	0.73%	0.73%
	7	7 or more times	265	1.69%	1.69%
		Total	15,684	99.89%	100%
Missing	.	missing	1	0.01%	
	96	refused	10	0.06%	
	98	don't know	6	0.04%	
		Total	17	0.11%	

Valid	Invalid	Minimum	Maximum
15684	17	0	7

 H4DA6 - S25Q6 GYMNSTC/WT LIFT/STRENGTH-W4

Type	Code
Measurement Unit	numeric
H4DA6	6. In the past seven days, how many times did you participate in gymnastics, weight lifting, or strength training?

			Frequency	% of total	% of valid
Valid	0	not at all	11094	70.66%	70.74%
	1	1 time	914	5.82%	5.83%
	2	2 times	1163	7.41%	7.42%
	3	3 times	1048	6.67%	6.68%
	4	4 times	608	3.87%	3.88%
	5	5 times	438	2.79%	2.79%
	6	6 times	131	0.83%	0.84%
	7	7 or more times	287	1.83%	1.83%
Total			15,683	99.89%	100%
Missing	.	missing	1	0.01%	
	96	refused	11	0.07%	
	98	don't know	6	0.04%	
Total			18	0.11%	

Valid	Invalid	Minimum	Maximum
15683	18	0	7

 H4DA7 - S25Q7 PLAY GOLF/FISH/BOWL/BASEBALL-W4

Type	Code
Measurement Unit	numeric
H4DA7	7. In the past seven days, how many times did you play golf, go fishing or bowling, or play softball or baseball?

			Frequency	% of total	% of valid
Valid	0	not at all	13110	83.5%	83.59%
	1	1 time	1412	8.99%	9%
	2	2 times	625	3.98%	3.98%
	3	3 times	282	1.8%	1.8%
	4	4 times	106	0.68%	0.68%
	5	5 times	64	0.41%	0.41%
	6	6 times	25	0.16%	0.16%
	7	7 or more times	60	0.38%	0.38%
Total			15,684	99.89%	100%

Missing	.	missing	1	0.01%	
	96	refused	11	0.07%	
	98	don't know	5	0.03%	
		Total	17	0.11%	

Valid	Invalid	Minimum	Maximum
15684	17	0	7

#### H4DA8 - S25Q8 WALK FOR EXERCISE-W4

Type	Code
Measurement Unit	numeric
H4DA8	8. In the past seven days, how many times did you walk for exercise?

			Frequency	% of total	% of valid
Valid	0	not at all	6821	43.44%	43.49%
	1	1 time	1595	10.16%	10.17%
	2	2 times	2079	13.24%	13.26%
	3	3 times	1732	11.03%	11.04%
	4	4 times	881	5.61%	5.62%
	5	5 times	794	5.06%	5.06%
	6	6 times	245	1.56%	1.56%
	7	7 or more times	1537	9.79%	9.8%
		Total	15,684	99.89%	100%
Missing	.	missing	1	0.01%	
	96	refused	11	0.07%	
	98	don't know	5	0.03%	
		Total	17	0.11%	

Valid	Invalid	Minimum	Maximum
15684	17	0	7

#### H4DA9 - S25Q9 LAST 7 DAYS-TYP PHYS ACTIV-W4

Type	Code
Measurement Unit	numeric
H4DA9	9. Were the past seven days typical in terms of your physical activity?

			Frequency	% of total	% of valid
Valid	0	no	3245	20.67%	20.69%
	1	yes	12436	79.21%	79.31%
		Total	15,681	99.87%	100%

Missing	.	missing	1	0.01%	
	6	refused	9	0.06%	
	8	don't know	10	0.06%	
		Total	20	0.13%	

Valid	Invalid	Minimum	Maximum
15681	20	0	1

#### H4DA10 - S25Q10 GEN MORE/LESS ACTIVE LAST WEEK-W4

Type	Code
Measurement Unit	numeric
H4DA10	10. Are you generally more active or less active than you were in the past seven days?

			Frequency	% of total	% of valid
Valid	1	more active	2724	17.35%	83.94%
	2	less active	521	3.32%	16.06%
		Total	3,245	20.67%	100%
Missing	.	missing	1	0.01%	
	6	refused	11	0.07%	
	7	legitimate skip	12436	79.21%	
	8	don't know	8	0.05%	
		Total	12,456	79.33%	

Valid	Invalid	Minimum	Maximum
3245	12456	1	2

#### H4DA11 - S25Q11 LAST 24 HRS VIGOROUS PHYS ACT-W4

Type	Code
Measurement Unit	numeric
H4DA11	11. In the past 24 hours, have you participated in vigorous physical activity long enough to work up a sweat, get your heart thumping, or get out of breath?

			Frequency	% of total	% of valid
Valid	0	no	9356	59.59%	59.66%
	1	yes	6327	40.3%	40.34%
		Total	15,683	99.89%	100%
Missing	.	missing	1	0.01%	
	6	refused	9	0.06%	
	8	don't know	8	0.05%	
		Total	18	0.11%	

Valid	Invalid	Minimum	Maximum
15683	18	0	1

 H4DA12H - S25Q12H HOUR LAST VIGOROUS PHYS ACT-W4

Type	Code
Measurement Unit	numeric
H4DA12H	12H. At what time in the past 24 hours did you last finish participating in vigorous physical activity? [Hour]

			Frequency	% of total	% of valid
Valid	1	1	351	2.24%	5.6%
	2	2	437	2.78%	6.98%
	3	3	534	3.4%	8.52%
	4	4	459	2.92%	7.33%
	5	5	549	3.5%	8.76%
	6	6	694	4.42%	11.08%
	7	7	711	4.53%	11.35%
	8	8	682	4.34%	10.89%
	9	9	558	3.55%	8.91%
	10	10	498	3.17%	7.95%
	11	11	401	2.55%	6.4%
	12	12	391	2.49%	6.24%
		Total	6,265	39.9%	100%
Missing	.	missing	1	0.01%	
	96	refused	14	0.09%	
	97	legitimate skip	9373	59.7%	
	98	don't know	48	0.31%	
		Total	9,436	60.1%	

Valid	Invalid	Minimum	Maximum
6265	9436	1	12

 H4DA12M - S25Q12M MINUTE LAST VIGOROUS PHYS ACT-W4

Type	Numeric (Double)
H4DA12M	12M. At what time in the past 24 hours did you last finish participating in vigorous physical activity? [minute]

			Frequency	% of total	% of valid
Missing	.	missing	1	0.01%	
	96	refused	14	0.09%	
	97	legitimate skip	9371	59.68%	
	98	don't know	50	0.32%	
		Total	9,436	60.1%	

Valid	Invalid	Minimum	Maximum	Mean	StdDev
6265	9436	0	59	7.9313647...	13.653685...

 H4DA12T - S25Q12T AM/PM LAST VIGOROUS PHYS ACT-W4

Type	Code
Measurement Unit	numeric
H4DA12T	12T. At what time in the past 24 hours did you last finish participating in vigorous physical activity? [am/pm]

			Frequency	% of total	% of valid
Valid	1	am	1728	11.01%	11.01%
	2	pm	4546	28.95%	28.96%
	Total		15,700	99.99%	100%
Missing	.	missing	1	0.01%	
	Total		1	0.01%	

Valid	Invalid	Minimum	Maximum
15700	1	1	98

 H4DA13 - S25Q13 AVG NO TXS/WK USE FITNESS CTR-W4

Type	Code
Measurement Unit	numeric
H4DA13	13. On the average, how many times per week do you use a physical fitness or recreation center in your neighborhood?

			Frequency	% of total	% of valid
Valid	0	not at all	10777	68.64%	69.07%
	1	1 time	728	4.64%	4.67%
	2	2 times	947	6.03%	6.07%
	3	3 times	1386	8.83%	8.88%
	4	4 times	795	5.06%	5.1%
	5	5 times	605	3.85%	3.88%
	6	6 times	179	1.14%	1.15%
	7	7 or more times	186	1.18%	1.19%
		Total	15,603	99.38%	100%
Missing	.	missing	4	0.03%	
	96	refused	13	0.08%	
	97	legitimate skip	73	0.46%	
	98	don't know	8	0.05%	
		Total	98	0.62%	

Valid	Invalid	Minimum	Maximum

15603	98	0	7
-------	----	---	---

#### H4DA14 - S25Q14 DAILY COMMUTE TIME TO WRK/SCHL-W4

Type	Numeric (Double)
H4DA14	14. How many minutes does it take you to get from your home to your (primary place of work/school)?

			Frequency	% of total	% of valid
Missing	.	missing	4	0.03%	
	996	refused	10	0.06%	
	997	legitimate skip	2465	15.7%	
	998	don't know	65	0.41%	
		Total	2,544	16.2%	

Valid	Invalid	Minimum	Maximum	Mean	StdDev
13157	2544	0	200	22.195637...	19.057781...

#### H4DA15A - S25Q15A WORK/SCHOOL TRANSPORT-CAR-W4

Type	Code
Measurement Unit	numeric
H4DA15A	15A. How do you get to and from your (primary place of work/school)? Select as many kinds as you use. car

			Frequency	% of total	% of valid
Valid	0	not selected	1388	8.84%	10.5%
	1	selected	11828	75.33%	89.5%
		Total	13,216	84.17%	100%
Missing	.	missing	4	0.03%	
	6	refused	10	0.06%	
	7	legitimate skip	2465	15.7%	
	8	don't know	6	0.04%	
		Total	2,485	15.83%	

Valid	Invalid	Minimum	Maximum
13216	2485	0	1

#### H4DA15B - S25Q15B WORK/SCHOOL TRNSPRT-PUB TRNSP-W4

Type	Code
Measurement Unit	numeric
H4DA15B	15B. How do you get to and from your (primary place of work/school)? Select as many kinds as you use. Public transportation (bus, train, subway)

			Frequency	% of total	% of valid
--	--	--	-----------	------------	------------

Valid	0	not selected	12455	79.33%	94.24%
	1	selected	761	4.85%	5.76%
		Total	13,216	84.17%	100%
Missing	.	missing	4	0.03%	
	6	refused	10	0.06%	
	7	legitimate skip	2465	15.7%	
	8	don't know	6	0.04%	
		Total	2,485	15.83%	

Valid	Invalid	Minimum	Maximum
13216	2485	0	1

#### H4DA15C - S25Q15C WORK/SCHOOL TRANSPORT-WALK-W4

Type	Code
Measurement Unit	numeric
H4DA15C	15C. How do you get to and from your (primary place of work/school)? Select as many kinds as you use. walking

			Frequency	% of total	% of valid
Valid	0	not selected	12572	80.07%	95.13%
	1	selected	644	4.1%	4.87%
		Total	13,216	84.17%	100%
Missing	.	missing	4	0.03%	
	6	refused	10	0.06%	
	7	legitimate skip	2465	15.7%	
	8	don't know	6	0.04%	
		Total	2,485	15.83%	

Valid	Invalid	Minimum	Maximum
13216	2485	0	1

#### H4DA15D - S25Q15D WORK/SCHOOL TRANSPORT-BIKE-W4

Type	Code
Measurement Unit	numeric
H4DA15D	15D. How do you get to and from your (primary place of work/school)? Select as many kinds as you use. bicycle

			Frequency	% of total	% of valid
Valid	0	not selected	13026	82.96%	98.56%
	1	selected	190	1.21%	1.44%
		Total	13,216	84.17%	100%



Missing	.	missing	4	0.03%	
	6	refused	10	0.06%	
	7	legitimate skip	2465	15.7%	
	8	don't know	6	0.04%	
		Total	2,485	15.83%	

Valid	Invalid	Minimum	Maximum
13216	2485	0	1

#### H4DA15E - S25Q15E WORK/SCHOOL TRANSPORT-NONE-W4

Type	Code
Measurement Unit	numeric
H4DA15E	15E. How do you get to and from your (primary place of work/school)? Select as many kinds as you use. none of the above

			Frequency	% of total	% of valid
Valid	0	not selected	12879	82.03%	97.45%
	1	selected	337	2.15%	2.55%
		Total	13,216	84.17%	100%
Missing	.	missing	4	0.03%	
	6	refused	10	0.06%	
	7	legitimate skip	2465	15.7%	
	8	don't know	6	0.04%	
		Total	2,485	15.83%	

Valid	Invalid	Minimum	Maximum
13216	2485	0	1

#### H4DA16 - S25Q16 LIKELY USE SUNSCREEN/SUNBLOCK-W4

Type	Code
Measurement Unit	numeric
H4DA16	16. When you go outside on a sunny day for more than one hour, how likely are you to use sunscreen or sunblock?

			Frequency	% of total	% of valid
Valid	1	very likely	2739	17.44%	17.56%
	2	somewhat likely	2778	17.69%	17.81%
	3	unlikely	10083	64.22%	64.63%
		Total	15,600	99.36%	100%

Missing	.	missing	4	0.03%	
	6	refused	13	0.08%	
	7	legitimate skip	73	0.46%	
	8	don't know	11	0.07%	
		Total	101	0.64%	

Valid	Invalid	Minimum	Maximum
15600	101	1	3

#### H4DA17 - S25Q17 NUMBER HRS IN SUN IN SUMMER-W4

Type	Numeric (Double)
H4DA17	17. During a typical summer week, how many hours do you spend outdoors in the sun during the day?

			Frequency	% of total	% of valid
Missing	.	missing	1	0.01%	
	995	not asked on pretest	193	1.23%	
	996	refused	17	0.11%	
	997	legitimate skip	73	0.46%	
	998	don't know	103	0.66%	
		Total	387	2.46%	

Valid	Invalid	Minimum	Maximum	Mean	StdDev
15314	387	0	99	13.803121...	16.699262...

#### H4DA18 - S25Q18 TXS IN LIFE HAD SEVERE SUNBURN-W4

Type	Code
Measurement Unit	numeric
H4DA18	18. How many times in your life have you had a sunburn that blistered?

			Frequency	% of total	% of valid
Valid	1	0 times	7374	46.97%	47.08%
	2	1 time	2403	15.3%	15.34%
	3	2 or 3 times	3069	19.55%	19.59%
	4	4 or 5 times	1092	6.95%	6.97%
	5	more than 5 times	1725	10.99%	11.01%
		Total	15,663	99.76%	100%
Missing	.	missing	1	0.01%	
	96	refused	16	0.1%	
	98	don't know	21	0.13%	
		Total	38	0.24%	

Valid	Invalid	Minimum	Maximum
-------	---------	---------	---------

15663	38	1	5
-------	----	---	---

 H4DA19 - S25Q19 OWN A COMPUTER-W4

Type	Code
Measurement Unit	numeric
H4DA19	19. Do you own a computer?

			Frequency	% of total	% of valid
Valid	0	no	2489	15.85%	15.95%
	1	yes	13118	83.55%	84.05%
Total			15,607	99.4%	100%
Missing	.	missing	4	0.03%	
	6	refused	11	0.07%	
	7	legitimate skip	73	0.46%	
	8	don't know	6	0.04%	
Total			94	0.6%	

Valid	Invalid	Minimum	Maximum
15607	94	0	1

 H4DA20 - S25Q20 HAVE ACCESS TO A COMPUTER-W4

Type	Code
Measurement Unit	numeric
H4DA20	20. Do you have access to a computer, for example at a library, school, or work?

			Frequency	% of total	% of valid
Valid	0	no	414	2.64%	16.63%
	1	yes	2076	13.22%	83.37%
Total			2,490	15.86%	100%
Missing	.	missing	4	0.03%	
	6	refused	12	0.08%	
	7	legitimate skip	13191	84.01%	
	8	don't know	4	0.03%	
Total			13,211	84.14%	

Valid	Invalid	Minimum	Maximum
2490	13211	0	1

 H4DA21 - S25Q21 HAVE AN E-MAIL ACCOUNT-W4

Type	Code
Measurement Unit	numeric

H4DA21	21. Do you have an email account?
--------	-----------------------------------

			Frequency	% of total	% of valid
Valid	0	no	1817	11.57%	11.96%
	1	yes	13376	85.19%	88.04%
Total			15,193	96.76%	100%
Missing	.	missing	4	0.03%	
	6	refused	1	0.01%	
	7	legitimate skip	503	3.2%	
Total			508	3.24%	

Valid	Invalid	Minimum	Maximum
15193	508	0	1

#### H4DA22 - S25Q22 HRS/WK SPEND ON INTERNET-W4

Type	Numeric (Double)
H4DA22	22. In the past seven days, how many hours did you spend using the Internet, for example, accessing your email or using the web? Do not count internet use for work or school.

			Frequency	% of total	% of valid
Missing	.	missing	4	0.03%	
	996	refused	6	0.04%	
	997	legitimate skip	503	3.2%	
	998	don't know	18	0.11%	
Total			531	3.38%	

Valid	Invalid	Minimum	Maximum	Mean	StdDev
15170	531	0	168	6.1823335...	9.4867692...

#### H4DA23 - S25Q23 HRS/WK PLAY COMPUTER GAMES-W4

Type	Numeric (Double)
H4DA23	23. In the past seven days, how many hours did you spend playing video or computer games, or using a computer? Do not count internet use for work or school.

			Frequency	% of total	% of valid
Missing	.	missing	4	0.03%	
	996	refused	6	0.04%	
	997	legitimate skip	503	3.2%	
	998	don't know	16	0.1%	
Total			529	3.37%	

Valid	Invalid	Minimum	Maximum	Mean	StdDev
15172	529	0	105	3.0962298...	7.7668530...

#### H4DA24 - S25Q24 EVER GAMBLER FOR MONEY-W4

Type	Code
Measurement Unit	numeric
H4DA24	24. Have you ever bought lottery tickets, played video games or slot machines for money, bet on horses or sporting events, or taken part in any other kinds of gambling for money?

			Frequency	% of total	% of valid
Valid	0	no	4259	27.13%	27.16%
	1	yes	11420	72.73%	72.84%
	Total		15,679	99.86%	100%
Missing	.	missing	1	0.01%	
	6	refused	14	0.09%	
	8	don't know	7	0.04%	
	Total		22	0.14%	

Valid	Invalid	Minimum	Maximum
15679	22	0	1

#### H4DA25 - S25Q25 GAMBLING FINANC/RELAT PROBLEMS-W4

Type	Code
Measurement Unit	numeric
H4DA25	25. Has your gambling ever caused serious financial problems or problems in your relationships with any of your family members or friends?

			Frequency	% of total	% of valid
Valid	0	no	11190	71.27%	97.99%
	1	yes	229	1.46%	2.01%
	Total		11,419	72.73%	100%
Missing	.	missing	1	0.01%	
	7	legitimate skip	4280	27.26%	
	8	don't know	1	0.01%	
	Total		4,282	27.27%	

Valid	Invalid	Minimum	Maximum
11419	4282	0	1

#### H4DA26 - S25Q26 HRS OF VOLUNTEER SVC LAST YR-W4

Type	Code
------	------

Measurement Unit	numeric
H4DA26	26. In the past 12 months, how many hours did you spend on volunteer or community service work?

			Frequency	% of total	% of valid
Valid	1	0 hours	9994	63.65%	64.08%
	2	1 to 19 hours	3572	22.75%	22.9%
	3	20 to 39 hours	809	5.15%	5.19%
	4	40 to 79 hours	527	3.36%	3.38%
	5	80 to 159 hours	338	2.15%	2.17%
	6	160 hours or more	355	2.26%	2.28%
Total			15,595	99.32%	100%
Missing	.	missing	4	0.03%	
	96	refused	16	0.1%	
	97	legitimate skip	73	0.46%	
	98	don't know	13	0.08%	
Total			106	0.68%	

Valid	Invalid	Minimum	Maximum
15595	106	1	6

#### H4DA27 - S25Q27 OFTEN VOTE LOC/STATE ELECTIONS-W4

Type	Code
Measurement Unit	numeric
H4DA27	27. How often do you usually vote in local or statewide elections?

			Frequency	% of total	% of valid
Valid	1	never	5075	32.32%	32.53%
	2	sometimes	4012	25.55%	25.72%
	3	often	2659	16.94%	17.05%
	4	always	3853	24.54%	24.7%
Total			15,599	99.35%	100%
Missing	.	missing	4	0.03%	
	96	refused	15	0.1%	
	97	legitimate skip	73	0.46%	
	98	don't know	10	0.06%	
Total			102	0.65%	

Valid	Invalid	Minimum	Maximum
15599	102	1	4

#### H4DA28 - S25Q28 CONSIDER CONSERV/LIBERAL/MIDDL-W4

Type	Code
Measurement Unit	numeric
H4DA28	28. In terms of politics, do you consider yourself very conservative, conservative, middle-of-the-road, liberal, or very liberal?

			Frequency	% of total	% of valid
Valid	1	very conservative	676	4.31%	4.59%
	2	conservative	3096	19.72%	21.04%
	3	middle-of-the-road	6804	43.33%	46.24%
	4	liberal	3211	20.45%	21.82%
	5	very liberal	926	5.9%	6.29%
Total			14,713	93.71%	100%
Missing	.	missing	1	0.01%	
	96	refused	111	0.71%	
	98	don't know	876	5.58%	
Total			988	6.29%	

Valid	Invalid	Minimum	Maximum
14713	988	1	5

#### H4PE1 - S26Q1 I AM THE LIFE OF THE PARTY-W4

Type	Code
Measurement Unit	numeric
H4PE1	1. How much do you agree with each statement about you as you generally are now, not as you wish to be in the future? I am the life of the party.

			Frequency	% of total	% of valid
Valid	1	strongly agree	1437	9.15%	9.17%
	2	agree	3948	25.14%	25.19%
	3	neither agree nor disagree	6002	38.23%	38.29%
	4	disagree	3644	23.21%	23.25%
	5	strongly disagree	643	4.1%	4.1%
Total			15,674	99.83%	100%
Missing	.	missing	1	0.01%	
	6	refused	13	0.08%	
	8	don't know	13	0.08%	
Total			27	0.17%	

Valid	Invalid	Minimum	Maximum
15674	27	1	5

#### H4PE2 - S26Q2 SYMPATHIZE W/ OTHERS' FEELINGS-W4

Type	Code
Measurement Unit	numeric
H4PE2	2. How much do you agree with each statement about you as you generally are now, not as you wish to be in the future? I sympathize with others' feelings.

			Frequency	% of total	% of valid
Valid	1	strongly agree	5256	33.48%	33.54%
	2	agree	8733	55.62%	55.72%
	3	neither agree nor disagree	1205	7.67%	7.69%
	4	disagree	355	2.26%	2.27%
	5	strongly disagree	124	0.79%	0.79%
		Total	15,673	99.82%	100%
Missing	.	missing	1	0.01%	
	6	refused	14	0.09%	
	8	don't know	13	0.08%	
		Total	28	0.18%	

Valid	Invalid	Minimum	Maximum
15673	28	1	5

#### H4PE3 - S26Q3 GET CHORES DONE RIGHT AWAY-W4

Type	Code
Measurement Unit	numeric
H4PE3	3. How much do you agree with each statement about you as you generally are now, not as you wish to be in the future? I get chores done right away.

			Frequency	% of total	% of valid
Valid	1	strongly agree	2512	16%	16.02%
	2	agree	6068	38.65%	38.71%
	3	neither agree nor disagree	3710	23.63%	23.67%
	4	disagree	3008	19.16%	19.19%
	5	strongly disagree	378	2.41%	2.41%
		Total	15,676	99.84%	100%
Missing	.	missing	1	0.01%	
	6	refused	16	0.1%	
	8	don't know	8	0.05%	
		Total	25	0.16%	

Valid	Invalid	Minimum	Maximum
15676	25	1	5



 H4PE4 - S26Q4 HAVE FREQUENT MOOD SWINGS-W4

Type	Code
Measurement Unit	numeric
H4PE4	4. How much do you agree with each statement about you as you generally are now, not as you wish to be in the future? I have frequent mood swings.

			Frequency	% of total	% of valid
Valid	1	strongly agree	921	5.87%	5.88%
	2	agree	3355	21.37%	21.41%
	3	neither agree nor disagree	3502	22.3%	22.34%
	4	disagree	6168	39.28%	39.35%
	5	strongly disagree	1727	11%	11.02%
		Total	15,673	99.82%	100%
Missing	.	missing	1	0.01%	
	6	refused	15	0.1%	
	8	don't know	12	0.08%	
		Total	28	0.18%	

Valid	Invalid	Minimum	Maximum
15673	28	1	5

 H4PE5 - S26Q5 HAVE VIVID IMAGINATION-W4

Type	Code
Measurement Unit	numeric
H4PE5	5. How much do you agree with each statement about you as you generally are now, not as you wish to be in the future? I have a vivid imagination.

			Frequency	% of total	% of valid
Valid	1	strongly agree	3007	19.15%	19.2%
	2	agree	6618	42.15%	42.26%
	3	neither agree nor disagree	3705	23.6%	23.66%
	4	disagree	2058	13.11%	13.14%
	5	strongly disagree	272	1.73%	1.74%
		Total	15,660	99.74%	100%
Missing	.	missing	1	0.01%	
	6	refused	15	0.1%	
	8	don't know	25	0.16%	
		Total	41	0.26%	

Valid	Invalid	Minimum	Maximum
15660	41	1	5

 H4PE6 - S26Q6 WORRY ABOUT THINGS-W4

Type	Code
Measurement Unit	numeric
H4PE6	6. How much do you agree with each statement about you as you generally are now, not as you wish to be in the future? I worry about things.

			Frequency	% of total	% of valid
Valid	1	strongly agree	2883	18.36%	18.39%
	2	agree	7824	49.83%	49.91%
	3	neither agree nor disagree	2609	16.62%	16.64%
	4	disagree	1957	12.46%	12.48%
	5	strongly disagree	403	2.57%	2.57%
		Total	15,676	99.84%	100%
Missing	.	missing	1	0.01%	
	6	refused	17	0.11%	
	8	don't know	7	0.04%	
		Total	25	0.16%	

Valid	Invalid	Minimum	Maximum
15676	25	1	5

 H4PE7 - S26Q7 ALWAYS OPTIMISTIC ABOUT FUTURE-W4

Type	Code
Measurement Unit	numeric
H4PE7	7. How much do you agree with each statement about you as you generally are now, not as you wish to be in the future? I'm always optimistic about my future.

			Frequency	% of total	% of valid
Valid	1	strongly agree	2936	18.7%	18.74%
	2	agree	8172	52.05%	52.16%
	3	neither agree nor disagree	3259	20.76%	20.8%
	4	disagree	1155	7.36%	7.37%
	5	strongly disagree	146	0.93%	0.93%
		Total	15,668	99.79%	100%
Missing	.	missing	1	0.01%	
	6	refused	15	0.1%	
	8	don't know	17	0.11%	
		Total	33	0.21%	

Valid	Invalid	Minimum	Maximum

15668	33	1	5
-------	----	---	---

 H4PE8 - S26Q8 GET ANGRY EASILY-W4

Type	Code
Measurement Unit	numeric
H4PE8	8. How much do you agree with each statement about you as you generally are now, not as you wish to be in the future? I get angry easily.

			Frequency	% of total	% of valid
Valid	1	strongly agree	643	4.1%	4.1%
	2	agree	2665	16.97%	17%
	3	neither agree nor disagree	3616	23.03%	23.07%
	4	disagree	6993	44.54%	44.62%
	5	strongly disagree	1757	11.19%	11.21%
		Total	15,674	99.83%	100%
Missing	.	missing	1	0.01%	
	6	refused	17	0.11%	
	8	don't know	9	0.06%	
		Total	27	0.17%	

Valid	Invalid	Minimum	Maximum
15674	27	1	5

 H4PE9 - S26Q9 DO NOT TALK A LOT-W4

Type	Code
Measurement Unit	numeric
H4PE9	9. How much do you agree with each statement about you as you generally are now, not as you wish to be in the future? I don't talk a lot.

			Frequency	% of total	% of valid
Valid	1	strongly agree	707	4.5%	4.51%
	2	agree	3170	20.19%	20.22%
	3	neither agree nor disagree	3350	21.34%	21.37%
	4	disagree	5851	37.27%	37.32%
	5	strongly disagree	2598	16.55%	16.57%
		Total	15,676	99.84%	100%
Missing	.	missing	1	0.01%	
	6	refused	15	0.1%	
	8	don't know	9	0.06%	
		Total	25	0.16%	

Valid	Invalid	Minimum	Maximum
-------	---------	---------	---------

15676	25	1	5
-------	----	---	---

 H4PE10 - S26Q10 DISINTEREST IN OTHERS' PROBLMS-W4

Type	Code
Measurement Unit	numeric
H4PE10	10. How much do you agree with each statement about you as you generally are now, not as you wish to be in the future? I am not interested in other people's problems.

			Frequency	% of total	% of valid
Valid	1	strongly agree	481	3.06%	3.07%
	2	agree	1750	11.15%	11.16%
	3	neither agree nor disagree	3678	23.43%	23.47%
	4	disagree	7750	49.36%	49.44%
	5	strongly disagree	2015	12.83%	12.86%
		Total	15,674	99.83%	100%
Missing	.	missing	1	0.01%	
	6	refused	16	0.1%	
	8	don't know	10	0.06%	
		Total	27	0.17%	

Valid	Invalid	Minimum	Maximum
15674	27	1	5

 H4PE11 - S26Q11 FORGET RETURN THINGS PROPERLY-W4

Type	Code
Measurement Unit	numeric
H4PE11	11. How much do you agree with each statement about you as you generally are now, not as you wish to be in the future? I often forget to put things back in their proper place.

			Frequency	% of total	% of valid
Valid	1	strongly agree	772	4.92%	4.93%
	2	agree	3070	19.55%	19.59%
	3	neither agree nor disagree	2523	16.07%	16.1%
	4	disagree	6949	44.26%	44.34%
	5	strongly disagree	2357	15.01%	15.04%
		Total	15,671	99.81%	100%
Missing	.	missing	1	0.01%	
	6	refused	19	0.12%	
	8	don't know	10	0.06%	
		Total	30	0.19%	

Valid	Invalid	Minimum	Maximum
15671	30	1	5

 H4PE12 - S26Q12 RELAXED MOST OF THE TIME-W4

Type	Code
Measurement Unit	numeric
H4PE12	12. How much do you agree with each statement about you as you generally are now, not as you wish to be in the future? I am relaxed most of the time.

			Frequency	% of total	% of valid
Valid	1	strongly agree	1842	11.73%	11.75%
	2	agree	8634	54.99%	55.08%
	3	neither agree nor disagree	2940	18.72%	18.75%
	4	disagree	1945	12.39%	12.41%
	5	strongly disagree	315	2.01%	2.01%
		Total	15,676	99.84%	100%
Missing	.	missing	1	0.01%	
	6	refused	15	0.1%	
	8	don't know	9	0.06%	
		Total	25	0.16%	

Valid	Invalid	Minimum	Maximum
15676	25	1	5

 H4PE13 - S26Q13 NOT INTERESTED ABSTRACT IDEAS-W4

Type	Code
Measurement Unit	numeric
H4PE13	13. How much do you agree with each statement about you as you generally are now, not as you wish to be in the future? I am not interested in abstract ideas.

			Frequency	% of total	% of valid
Valid	1	strongly agree	253	1.61%	1.63%
	2	agree	2185	13.92%	14.05%
	3	neither agree nor disagree	6129	39.04%	39.42%
	4	disagree	5724	36.46%	36.82%
	5	strongly disagree	1257	8.01%	8.08%
		Total	15,548	99.03%	100%
Missing	.	missing	1	0.01%	
	6	refused	18	0.11%	
	8	don't know	134	0.85%	
		Total	153	0.97%	

Valid	Invalid	Minimum	Maximum
15548	153	1	5

 H4PE14 - S26Q14 NOT EASILY BOTHERED BY THINGS-W4

Type	Code
Measurement Unit	numeric
H4PE14	14. How much do you agree with each statement about you as you generally are now, not as you wish to be in the future? I am not easily bothered by things.

			Frequency	% of total	% of valid
Valid	1	strongly agree	960	6.11%	6.13%
	2	agree	6362	40.52%	40.61%
	3	neither agree nor disagree	3899	24.83%	24.89%
	4	disagree	4019	25.6%	25.65%
	5	strongly disagree	426	2.71%	2.72%
		Total	15,666	99.78%	100%
Missing	.	missing	1	0.01%	
	6	refused	17	0.11%	
	8	don't know	17	0.11%	
		Total	35	0.22%	

Valid	Invalid	Minimum	Maximum
15666	35	1	5

 H4PE15 - S26Q15 DO NOT EXPECT THINGS MY WAY-W4

Type	Code
Measurement Unit	numeric
H4PE15	15. How much do you agree with each statement about you as you generally are now, not as you wish to be in the future? I hardly ever expect things to go my way.

			Frequency	% of total	% of valid
Valid	1	strongly agree	331	2.11%	2.11%
	2	agree	2316	14.75%	14.79%
	3	neither agree nor disagree	4043	25.75%	25.81%
	4	disagree	7753	49.38%	49.5%
	5	strongly disagree	1220	7.77%	7.79%
		Total	15,663	99.76%	100%
Missing	.	missing	1	0.01%	
	6	refused	18	0.11%	
	8	don't know	19	0.12%	

	Total	38	0.24%
--	-------	----	-------

Valid	Invalid	Minimum	Maximum
15663	38	1	5

#### H4PE16 - S26Q16 RARELY GET IRRITATED-W4

Type	Code
Measurement Unit	numeric
H4PE16	16. How much do you agree with each statement about you as you generally are now, not as you wish to be in the future? I rarely get irritated.

			Frequency	% of total	% of valid
Valid	1	strongly agree	619	3.94%	3.95%
	2	agree	5236	33.35%	33.41%
	3	neither agree nor disagree	3991	25.42%	25.47%
	4	disagree	5319	33.88%	33.94%
	5	strongly disagree	505	3.22%	3.22%
		Total	15,670	99.8%	100%
Missing	.	missing	1	0.01%	
	6	refused	15	0.1%	
	8	don't know	15	0.1%	
		Total	31	0.2%	

Valid	Invalid	Minimum	Maximum
15670	31	1	5

#### H4PE17 - S26Q17 SOCIALIZE FREELY AT PARTIES-W4

Type	Code
Measurement Unit	numeric
H4PE17	17. How much do you agree with each statement about you as you generally are now, not as you wish to be in the future? I talk to a lot of different people at parties.

			Frequency	% of total	% of valid
Valid	1	strongly agree	2032	12.94%	12.97%
	2	agree	6967	44.37%	44.48%
	3	neither agree nor disagree	2644	16.84%	16.88%
	4	disagree	3407	21.7%	21.75%
	5	strongly disagree	614	3.91%	3.92%
		Total	15,664	99.76%	100%

Missing	.	missing	1	0.01%	
	6	refused	17	0.11%	
	8	don't know	19	0.12%	
		Total	37	0.24%	

Valid	Invalid	Minimum	Maximum
15664	37	1	5

#### 

Type	Code
Measurement Unit	numeric
H4PE18	18. How much do you agree with each statement about you as you generally are now, not as you wish to be in the future? I feel others' emotions.

			Frequency	% of total	% of valid
Valid	1	strongly agree	1722	10.97%	10.99%
	2	agree	8650	55.09%	55.22%
	3	neither agree nor disagree	3599	22.92%	22.97%
	4	disagree	1492	9.5%	9.52%
	5	strongly disagree	203	1.29%	1.3%
		Total	15,666	99.78%	100%
Missing	.	missing	1	0.01%	
	6	refused	16	0.1%	
	8	don't know	18	0.11%	
		Total	35	0.22%	

Valid	Invalid	Minimum	Maximum
15666	35	1	5

#### 

Type	Code
Measurement Unit	numeric
H4PE19	19. How much do you agree with each statement about you as you generally are now, not as you wish to be in the future? I like order.

			Frequency	% of total	% of valid
Valid	1	strongly agree	3483	22.18%	22.23%
	2	agree	8454	53.84%	53.95%
	3	neither agree nor disagree	2625	16.72%	16.75%
	4	disagree	961	6.12%	6.13%
	5	strongly disagree	147	0.94%	0.94%
		Total	15,670	99.8%	100%



Missing	.	missing	1	0.01%	
	6	refused	16	0.1%	
	8	don't know	14	0.09%	
		Total	31	0.2%	

Valid	Invalid	Minimum	Maximum
15670	31	1	5

 H4PE20 - S26Q20 I GET UPSET EASILY-W4

Type	Code
Measurement Unit	numeric
H4PE20	20. How much do you agree with each statement about you as you generally are now, not as you wish to be in the future? I get upset easily.

			Frequency	% of total	% of valid
Valid	1	strongly agree	477	3.04%	3.04%
	2	agree	2685	17.1%	17.13%
	3	neither agree nor disagree	3446	21.95%	21.98%
	4	disagree	7855	50.03%	50.11%
	5	strongly disagree	1212	7.72%	7.73%
		Total	15,675	99.83%	100%
Missing	.	missing	1	0.01%	
	6	refused	16	0.1%	
	8	don't know	9	0.06%	
		Total	26	0.17%	

Valid	Invalid	Minimum	Maximum
15675	26	1	5

 H4PE21 - S26Q21 ABSTRACT CONCEPTS HARD TO GET-W4

Type	Code
Measurement Unit	numeric
H4PE21	21. How much do you agree with each statement about you as you generally are now, not as you wish to be in the future? I have difficulty understanding abstract ideas.

			Frequency	% of total	% of valid
Valid	1	strongly agree	193	1.23%	1.24%
	2	agree	1493	9.51%	9.59%
	3	neither agree nor disagree	4774	30.41%	30.66%
	4	disagree	7758	49.41%	49.82%
	5	strongly disagree	1355	8.63%	8.7%

		Total	15,573	99.18%	100%
Missing	.	missing	1	0.01%	
	6	refused	18	0.11%	
	8	don't know	109	0.69%	
		Total	128	0.82%	

Valid	Invalid	Minimum	Maximum
15573	128	1	5

 H4PE22 - S26Q22 I GET STRESSED OUT EASILY-W4

Type	Code
Measurement Unit	numeric
H4PE22	22. How much do you agree with each statement about you as you generally are now, not as you wish to be in the future? I get stressed out easily.

			Frequency	% of total	% of valid
Valid	1	strongly agree	769	4.9%	4.91%
	2	agree	3704	23.59%	23.63%
	3	neither agree nor disagree	3367	21.44%	21.48%
	4	disagree	6837	43.54%	43.63%
	5	strongly disagree	995	6.34%	6.35%
		Total	15,672	99.82%	100%
Missing	.	missing	1	0.01%	
	6	refused	17	0.11%	
	8	don't know	11	0.07%	
		Total	29	0.18%	

Valid	Invalid	Minimum	Maximum
15672	29	1	5

 H4PE23 - S26Q23 EXPECT MORE GOOD THAN BAD-W4

Type	Code
Measurement Unit	numeric
H4PE23	23. How much do you agree with each statement about you as you generally are now, not as you wish to be in the future? Overall, I expect more good things to happen to me than bad.

	Frequency	% of total	% of valid
--	-----------	------------	------------

Valid	1	strongly agree	3584	22.83%	22.87%
	2	agree	9239	58.84%	58.96%
	3	neither agree nor disagree	1935	12.32%	12.35%
	4	disagree	768	4.89%	4.9%
	5	strongly disagree	145	0.92%	0.93%
		Total	15,671	99.81%	100%
Missing	.	missing	1	0.01%	
	6	refused	17	0.11%	
	8	don't know	12	0.08%	
		Total	30	0.19%	

Valid	Invalid	Minimum	Maximum
15671	30	1	5

 H4PE24 - S26Q24 I LOSE MY TEMPER-W4

Type	Code
Measurement Unit	numeric
H4PE24	24. How much do you agree with each statement about you as you generally are now, not as you wish to be in the future? I lose my temper.

			Frequency	% of total	% of valid
Valid	1	strongly agree	340	2.17%	2.17%
	2	agree	2581	16.44%	16.46%
	3	neither agree nor disagree	3042	19.37%	19.41%
	4	disagree	7667	48.83%	48.91%
	5	strongly disagree	2046	13.03%	13.05%
		Total	15,676	99.84%	100%
Missing	.	missing	1	0.01%	
	6	refused	17	0.11%	
	8	don't know	7	0.04%	
		Total	25	0.16%	

Valid	Invalid	Minimum	Maximum
15676	25	1	5

 H4PE25 - S26Q25 I KEEP IN THE BACKGROUND-W4

Type	Code
Measurement Unit	numeric
H4PE25	25. How much do you agree with each statement about you as you generally are now, not as you wish to be in the future? I keep in the background.

			Frequency	% of total	% of valid
--	--	--	-----------	------------	------------

Valid	1	strongly agree	422	2.69%	2.7%
	2	agree	3443	21.93%	21.99%
	3	neither agree nor disagree	4287	27.3%	27.38%
	4	disagree	6376	40.61%	40.72%
	5	strongly disagree	1130	7.2%	7.22%
		Total	15,658	99.73%	100%
Missing	.	missing	1	0.01%	
	6	refused	16	0.1%	
	8	don't know	26	0.17%	
		Total	43	0.27%	

Valid	Invalid	Minimum	Maximum
15658	43	1	5

#### H4PE26 - S26Q26 UNINTERESTED IN OTHERS-W4

Type	Code
Measurement Unit	numeric
H4PE26	26. How much do you agree with each statement about you as you generally are now, not as you wish to be in the future? I am not really interested in others.

			Frequency	% of total	% of valid
Valid	1	strongly agree	146	0.93%	0.93%
	2	agree	939	5.98%	5.99%
	3	neither agree nor disagree	2723	17.34%	17.38%
	4	disagree	9667	61.57%	61.71%
	5	strongly disagree	2189	13.94%	13.97%
		Total	15,664	99.76%	100%
Missing	.	missing	1	0.01%	
	6	refused	18	0.11%	
	8	don't know	18	0.11%	
		Total	37	0.24%	

Valid	Invalid	Minimum	Maximum
15664	37	1	5

#### H4PE27 - S26Q27 I MAKE A MESS OF THINGS-W4

Type	Code
Measurement Unit	numeric
H4PE27	27. How much do you agree with each statement about you as you generally are now, not as you wish to be in the future? I make a mess of things.

			Frequency	% of total	% of valid
Valid	1	strongly agree	161	1.03%	1.03%
	2	agree	1168	7.44%	7.45%
	3	neither agree nor disagree	2494	15.88%	15.91%
	4	disagree	9337	59.47%	59.58%
	5	strongly disagree	2511	15.99%	16.02%
		Total	15,671	99.81%	100%
Missing	.	missing	1	0.01%	
	6	refused	16	0.1%	
	8	don't know	13	0.08%	
		Total	30	0.19%	

Valid	Invalid	Minimum	Maximum
15671	30	1	5

#### H4PE28 - S26Q28 I SELDOM FEEL BLUE-W4

Type	Code
Measurement Unit	numeric
H4PE28	28. How much do you agree with each statement about you as you generally are now, not as you wish to be in the future? I seldom feel blue.

			Frequency	% of total	% of valid
Valid	1	strongly agree	1058	6.74%	6.75%
	2	agree	6660	42.42%	42.52%
	3	neither agree nor disagree	3292	20.97%	21.02%
	4	disagree	4010	25.54%	25.6%
	5	strongly disagree	643	4.1%	4.11%
		Total	15,663	99.76%	100%
Missing	.	missing	1	0.01%	
	6	refused	16	0.1%	
	8	don't know	21	0.13%	
		Total	38	0.24%	

Valid	Invalid	Minimum	Maximum
15663	38	1	5

#### H4PE29 - S26Q29 LACK GOOD IMAGINATION-W4

Type	Code
Measurement Unit	numeric
H4PE29	29. How much do you agree with each statement about you as you generally are now, not as you wish to be in the future? I do not have a good imagination.

			Frequency	% of total	% of valid
Valid	1	strongly agree	127	0.81%	0.81%
	2	agree	971	6.18%	6.2%
	3	neither agree nor disagree	1989	12.67%	12.7%
	4	disagree	9133	58.17%	58.29%
	5	strongly disagree	3447	21.95%	22%
Total			15,667	99.78%	100%
Missing	.	missing	1	0.01%	
	6	refused	15	0.1%	
	8	don't know	18	0.11%	
Total			34	0.22%	

Valid	Invalid	Minimum	Maximum
15667	34	1	5

 H4PE30 - S26Q30 DO NOT WORRY ABOUT PAST-W4

Type	Code
Measurement Unit	numeric
H4PE30	30. How much do you agree with each statement about you as you generally are now, not as you wish to be in the future? I don't worry about things that have already happened.

			Frequency	% of total	% of valid
Valid	1	strongly agree	878	5.59%	5.6%
	2	agree	4549	28.97%	29.02%
	3	neither agree nor disagree	3568	22.72%	22.76%
	4	disagree	5896	37.55%	37.62%
	5	strongly disagree	783	4.99%	5%
Total			15,674	99.83%	100%
Missing	.	missing	1	0.01%	
	6	refused	15	0.1%	
	8	don't know	11	0.07%	
Total			27	0.17%	

Valid	Invalid	Minimum	Maximum
15674	27	1	5

 H4PE31 - S26Q31 RARELY EXPECT GOOD HAPPN TO ME-W4

Type	Code
Measurement Unit	numeric

H4PE31	31. How much do you agree with each statement about you as you generally are now, not as you wish to be in the future? I rarely count on good things happening to me.
--------	---

			Frequency	% of total	% of valid
Valid	1	strongly agree	356	2.27%	2.27%
	2	agree	2014	12.83%	12.85%
	3	neither agree nor disagree	2493	15.88%	15.91%
	4	disagree	8890	56.62%	56.73%
	5	strongly disagree	1917	12.21%	12.23%
Total			15,670	99.8%	100%
Missing	.	missing	1	0.01%	
	6	refused	17	0.11%	
	8	don't know	13	0.08%	
Total			31	0.2%	

Valid	Invalid	Minimum	Maximum
15670	31	1	5

 H4PE32 - S26Q32 I KEEP MY COOL-W4

Type	Code
Measurement Unit	numeric
H4PE32	32. How much do you agree with each statement about you as you generally are now, not as you wish to be in the future? I keep my cool.

			Frequency	% of total	% of valid
Valid	1	strongly agree	2030	12.93%	12.95%
	2	agree	10021	63.82%	63.92%
	3	neither agree nor disagree	2691	17.14%	17.17%
	4	disagree	844	5.38%	5.38%
	5	strongly disagree	91	0.58%	0.58%
Total			15,677	99.85%	100%
Missing	.	missing	1	0.01%	
	6	refused	15	0.1%	
	8	don't know	8	0.05%	
Total			24	0.15%	

Valid	Invalid	Minimum	Maximum
15677	24	1	5

 H4PE33 - S26Q33 AVOID CONFRONTING PROBLEMS-W4

Type	Code
------	------

Measurement Unit	numeric
H4PE33	33. How much do you agree with each statement about you as you generally are now, not as you wish to be in the future? I go out of my way to avoid having to deal with problems in my life.

			Frequency	% of total	% of valid
Valid	1	strongly agree	487	3.1%	3.11%
	2	agree	2609	16.62%	16.65%
	3	neither agree nor disagree	3304	21.04%	21.09%
	4	disagree	7927	50.49%	50.59%
	5	strongly disagree	1342	8.55%	8.56%
Total			15,669	99.8%	100%
Missing	.	missing	1	0.01%	
	6	refused	16	0.1%	
	8	don't know	15	0.1%	
Total			32	0.2%	

Valid	Invalid	Minimum	Maximum
15669	32	1	5

#### H4PE34 - S26Q34 RELY ON GUT FEELINGS DECISIONS-W4

Type	Code
Measurement Unit	numeric
H4PE34	34. How much do you agree with each statement about you as you generally are now, not as you wish to be in the future? When making a decision, I go with my "gut feeling" and don't think much about the consequences of each alternative

			Frequency	% of total	% of valid
Valid	1	strongly agree	654	4.17%	4.18%
	2	agree	2953	18.81%	18.86%
	3	neither agree nor disagree	2895	18.44%	18.49%
	4	disagree	7466	47.55%	47.68%
	5	strongly disagree	1690	10.76%	10.79%
Total			15,658	99.73%	100%
Missing	.	missing	1	0.01%	
	6	refused	19	0.12%	
	8	don't know	23	0.15%	
Total			43	0.27%	

Valid	Invalid	Minimum	Maximum
15658	43	1	5



 H4PE35 - S26Q35 LIKE TO TAKE RISKS-W4

Type	Code
Measurement Unit	numeric
H4PE35	35. How much do you agree with each statement about you as you generally are now, not as you wish to be in the future? I like to take risks

			Frequency	% of total	% of valid
Valid	1	strongly agree	751	4.78%	4.79%
	2	agree	4870	31.02%	31.08%
	3	neither agree nor disagree	4482	28.55%	28.6%
	4	disagree	4839	30.82%	30.88%
	5	strongly disagree	727	4.63%	4.64%
		Total	15,669	99.8%	100%
Missing	.	missing	1	0.01%	
	6	refused	16	0.1%	
	8	don't know	15	0.1%	
		Total	32	0.2%	

Valid	Invalid	Minimum	Maximum
15669	32	1	5

 H4PE36 - S26Q36 LIVE W/O THOUGHT FOR FUTURE-W4

Type	Code
Measurement Unit	numeric
H4PE36	36. How much do you agree with each statement about you as you generally are now, not as you wish to be in the future? I live my life without much thought for the future

			Frequency	% of total	% of valid
Valid	1	strongly agree	194	1.24%	1.24%
	2	agree	937	5.97%	5.98%
	3	neither agree nor disagree	1616	10.29%	10.31%
	4	disagree	9489	60.44%	60.55%
	5	strongly disagree	3435	21.88%	21.92%
		Total	15,671	99.81%	100%
Missing	.	missing	1	0.01%	
	6	refused	15	0.1%	
	8	don't know	14	0.09%	
		Total	30	0.19%	

Valid	Invalid	Minimum	Maximum

15671	30	1	5
-------	----	---	---

 H4PE37 - S26Q37 LOW ABILITY CHANGE IMP THINGS-W4

Type	Code
Measurement Unit	numeric
H4PE37	37. How much do you agree or disagree with the following statement? There is little I can do to change the important things in my life.

			Frequency	% of total	% of valid
Valid	1	strongly agree	151	0.96%	0.96%
	2	agree	866	5.52%	5.53%
	3	neither agree nor disagree	1675	10.67%	10.7%
	4	disagree	9697	61.76%	61.93%
	5	strongly disagree	3270	20.83%	20.88%
		Total	15,659	99.73%	100%
Missing	.	missing	1	0.01%	
	6	refused	16	0.1%	
	8	don't know	25	0.16%	
		Total	42	0.27%	

Valid	Invalid	Minimum	Maximum
15659	42	1	5

 H4PE38 - S26Q38 MOST LIMITS SET BY OTHERS-W4

Type	Code
Measurement Unit	numeric
H4PE38	38. How much do you agree or disagree with the following statement? Other people determine most of what I can and cannot do.

			Frequency	% of total	% of valid
Valid	1	strongly agree	121	0.77%	0.77%
	2	agree	633	4.03%	4.04%
	3	neither agree nor disagree	1271	8.1%	8.11%
	4	disagree	8769	55.85%	55.96%
	5	strongly disagree	4876	31.06%	31.12%
		Total	15,670	99.8%	100%
Missing	.	missing	1	0.01%	
	6	refused	17	0.11%	
	8	don't know	13	0.08%	
		Total	31	0.2%	

Valid	Invalid	Minimum	Maximum
-------	---------	---------	---------

15670	31	1	5
-------	----	---	---

 H4PE39 - S26Q39 MUCH INTERFERENCE W/MY WANTS-W4

Type	Code
Measurement Unit	numeric
H4PE39	39. How much do you agree or disagree with the following statement? There are many things that interfere with what I want to do.

			Frequency	% of total	% of valid
Valid	1	strongly agree	411	2.62%	2.62%
	2	agree	3403	21.67%	21.72%
	3	neither agree nor disagree	3401	21.66%	21.71%
	4	disagree	7069	45.02%	45.12%
	5	strongly disagree	1382	8.8%	8.82%
		Total	15,666	99.78%	100%
Missing	.	missing	1	0.01%	
	6	refused	18	0.11%	
	8	don't know	16	0.1%	
		Total	35	0.22%	

Valid	Invalid	Minimum	Maximum
15666	35	1	5

 H4PE40 - S26Q40 LOW CONTRL EVENTS HAPPEN TO ME-W4

Type	Code
Measurement Unit	numeric
H4PE40	40. How much do you agree or disagree with the following statement? I have little control over the things that happen to me.

			Frequency	% of total	% of valid
Valid	1	strongly agree	135	0.86%	0.86%
	2	agree	917	5.84%	5.85%
	3	neither agree nor disagree	2027	12.91%	12.94%
	4	disagree	9774	62.25%	62.41%
	5	strongly disagree	2809	17.89%	17.94%
		Total	15,662	99.75%	100%
Missing	.	missing	1	0.01%	
	6	refused	20	0.13%	
	8	don't know	18	0.11%	
		Total	39	0.25%	

Valid	Invalid	Minimum	Maximum
-------	---------	---------	---------

15662	39	1	5
-------	----	---	---

#### H4PE41 - S26Q41 IMPOSSIBLE TO SOLVE MY PROBLMS-W4

Type	Code
Measurement Unit	numeric
H4PE41	41. How much do you agree or disagree with the following statement? There is really no way I can solve the problems I have.

			Frequency	% of total	% of valid
Valid	1	strongly agree	76	0.48%	0.49%
	2	agree	373	2.38%	2.38%
	3	neither agree nor disagree	1081	6.88%	6.9%
	4	disagree	10086	64.24%	64.37%
	5	strongly disagree	4054	25.82%	25.87%
		Total	15,670	99.8%	100%
Missing	.	missing	1	0.01%	
	6	refused	19	0.12%	
	8	don't know	11	0.07%	
		Total	31	0.2%	

Valid	Invalid	Minimum	Maximum
15670	31	1	5

#### H4CMONTH - S27 COLLECTION DATE: MONTH -W4

Type	Code
Measurement Unit	numeric
H4CMONTH	Biospecimen Collection Date - Month

			Frequency	% of total	% of valid
Valid	1	January	541	3.45%	3.45%
	2	February	2075	13.22%	13.22%
	3	March	2476	15.77%	15.77%
	4	April	2454	15.63%	15.63%
	5	May	2114	13.46%	13.46%
	6	June	1519	9.67%	9.67%
	7	July	1133	7.22%	7.22%
	8	August	1064	6.78%	6.78%
	9	September	820	5.22%	5.22%
	10	October	641	4.08%	4.08%
	11	November	487	3.1%	3.1%
	12	December	377	2.4%	2.4%
		Total	15,701	100%	100%

Valid	Invalid	Minimum	Maximum
15701	0	1	12

 H4CDAY - S27 COLLECTION DATE: DAY -W4

Type	Numeric (Double)
H4CDAY	Biospecimen Collection Date - Day

Valid	Invalid	Minimum	Maximum	Mean	StdDev
15701	0	1	31	15.654926...	8.7892319...

 H4CYEAR - S27 COLLECTION DATE: YEAR -W4

Type	Code
Measurement Unit	numeric
H4CYEAR	Biospecimen Collection Date - Year

			Frequency	% of total	% of valid
Valid	2007	2007	193	1.23%	1.23%
	2008	2008	15372	97.9%	97.9%
	2009	2009	136	0.87%	0.87%
		Total	15,701	100%	100%

Valid	Invalid	Minimum	Maximum
15701	0	2007	2009

 H4ARM - S27 WHICH ARM FOR BP -W4

Type	Code
Measurement Unit	numeric
H4ARM	Which Arm For Blood Pressure Measurement

			Frequency	% of total	% of valid
Valid	1	right	12368	78.77%	80.86%
	2	left	2927	18.64%	19.14%
			Total	15,295	97.41%
Missing	.	no data	213	1.36%	
	6	refused	179	1.14%	
	7	legitimate skip	10	0.06%	
	9	invalid data	4	0.03%	
		Total	406	2.59%	

Valid	Invalid	Minimum	Maximum
15295	406	1	2

 H4CUFF - S27 CUFF SIZE FOR BP -W4

Type	Code
Measurement Unit	numeric
H4CUFF	Cuff Size

			Frequency	% of total	% of valid
Valid	1	adult	9531	60.7%	62.38%
	2	large adult	5550	35.35%	36.32%
	3	large adult, but exceeds large adult cuff	198	1.26%	1.3%
Total			15,279	97.31%	100%
Missing	.	no data	213	1.36%	
	6	refused	179	1.14%	
	7	legitimate skip	10	0.06%	
	9	invalid data	20	0.13%	
Total			422	2.69%	

Valid	Invalid	Minimum	Maximum
15279	422	1	3

#### H4CUFFLG - S27 ARM CIRC IN PRETEST 12-12.75 IN-W4

Type	Code
Measurement Unit	numeric
H4CUFFLG	Arm Circumference Measured 12-12.75 Inches In Pretest

			Frequency	% of total	% of valid
Valid	0	no	15663	99.76%	99.76%
	1	yes	38	0.24%	0.24%
Total			15,701	100%	100%

Valid	Invalid	Minimum	Maximum
15701	0	0	1

#### H4SBP - S27 SYSTOLIC BLOOD PRESSURE-W4

Type	Numeric (Double)
H4SBP	Systolic Blood pressure

			Frequency	% of total	% of valid
Missing	.	no data	212	1.35%	
	996	refused	179	1.14%	
	997	legitimate skip	10	0.06%	
	999	invalid data	134	0.85%	
Total			535	3.41%	

Valid	Invalid	Minimum	Maximum	Mean	StdDev
15166	535	74	222.5	124.50527...	13.651037...

#### H4DBP - S27 DIASTOLIC BLOOD PRESSURE -W4

Type	Numeric (Double)
H4DBP	Diastolic Blood Pressure

			Frequency	% of total	% of valid
Missing	.	no data	212	1.35%	
	996	refused	179	1.14%	
	997	legitimate skip	10	0.06%	
	999	invalid data	134	0.85%	
Total			535	3.41%	

Valid	Invalid	Minimum	Maximum	Mean	StdDev
15166	535	30	147	79.106158...	10.197243...

#### H4BPCLS - S27 BLOOD PRESSURE CLASS -W4

Type	Code
Measurement Unit	numeric
H4BPCLS	Blood Pressure Classification

			Frequency	% of total	% of valid
Valid	1	normal: systolic <120, diastolic <80	5157	32.85%	34%
	2	prehypertension: systolic 120-139 or diastolic 80-89	7181	45.74%	47.35%
	3	hypertension I: systolic 140-159 or diastolic 90-99	2309	14.71%	15.22%
	4	hypertension II: systolic 160+ or diastolic 100+	519	3.31%	3.42%
Total			15,166	96.59%	100%
Missing	.	no data	212	1.35%	
	6	refused	179	1.14%	
	7	legitimate skip	10	0.06%	
	9	invalid data	134	0.85%	
Total			535	3.41%	

Valid	Invalid	Minimum	Maximum
15166	535	1	4

#### H4BPFLG - S27 # OF BLOOD PRESSURE MEASURES-W4

Type	Code
------	------

Measurement Unit	numeric
H4BPFLG	Number of Blood Pressures Used to Create Single Variable

			Frequency	% of total	% of valid
Valid	1	measures 2 & 3	14994	95.5%	96.8%
	2	measure 3 only	16	0.1%	0.1%
	3	measure 2 only	94	0.6%	0.61%
	4	measure 1 only	62	0.39%	0.4%
	5	no measures	323	2.06%	2.09%
		Total	15,489	98.65%	100%
Missing	.	no data	212	1.35%	
		Total	212	1.35%	

Valid	Invalid	Minimum	Maximum
15489	212	1	5

#### H4PR - S27 PULSE RATE -W4

Type	Numeric (Double)
H4PR	Pulse Rate

			Frequency	% of total	% of valid
Missing	.	missing	212	1.35%	
	887	less than 40 bpm	5	0.03%	
	888	greater than 200 bpm	80	0.51%	
	996	refused	179	1.14%	
	997	legitimate skip	10	0.06%	
	999	invalid data	134	0.85%	
		Total	620	3.95%	

Valid	Invalid	Minimum	Maximum	Mean	StdDev
15081	620	40	196	74.269610...	11.847657...

#### H4PP - S27 PULSE PRESSURE -W4

Type	Numeric (Double)
H4PP	Pulse Pressure

			Frequency	% of total	% of valid
Missing	.	missing	212	1.35%	
	996	refused	179	1.14%	
	997	legitimate skip	10	0.06%	
	999	invalid data	134	0.85%	
		Total	535	3.41%	



Valid	Invalid	Minimum	Maximum	Mean	StdDev
15166	535	11	94	45.399116...	8.6156095...

 H4MAP - S27 MEAN ARTERIAL PRESSURE-W4

Type	Numeric (Double)
H4MAP	Mean Arterial Pressure

			Frequency	% of total	% of valid
Missing	.	missing	212	1.35%	
	996	refused	179	1.14%	
	997	legitimate skip	10	0.06%	
	999	invalid data	134	0.85%	
Total			535	3.41%	

Valid	Invalid	Minimum	Maximum	Mean	StdDev
15166	535	46.3	169.7	94.239667...	10.720725...

 H4HGT - S27 MEASURED HEIGHT (CM)-W4

Type	Numeric (Double)
H4HGT	Measured Height [cm]

			Frequency	% of total	% of valid
Missing	996	refused	120	0.76%	
	997	legitimate skip	8	0.05%	
	999	invalid data	7	0.04%	
Total			135	0.86%	

Valid	Invalid	Minimum	Maximum	Mean	StdDev
15566	135	122	226	169.86658...	10.132658...

 H4WGT - S27 MEASURED WEIGHT (KG)-W4

Type	Numeric (Double)
H4WGT	Measured Weight [kg]

			Frequency	% of total	% of valid
Missing	888	over scale limit	20	0.13%	
	889	weight inconsistent with height, waist, and sex	31	0.2%	
	996	refused	137	0.87%	
	997	legitimate skip	8	0.05%	
	999	invalid data	49	0.31%	
Total			245	1.56%	

Valid	Invalid	Minimum	Maximum	Mean	StdDev
-------	---------	---------	---------	------	--------

15456	245	36	200.8	84.242468...	23.252967...
-------	-----	----	-------	--------------	--------------

#### H4WTLBS - S27 FLAG-WGT CHANGED FROM LBS TO KG-W4

Type	Code
Measurement Unit	numeric
H4WTLBS	Flag Indicating Weight was Incorrectly Measured in lbs and was Converted to kg

			Frequency	% of total	% of valid
Valid	0	no	15637	99.59%	99.59%
	1	yes	64	0.41%	0.41%
Total			15,701	100%	100%

Valid	Invalid	Minimum	Maximum
15701	0	0	1

#### H4BMI - S27 BMI -W4

Type	Numeric (Double)
H4BMI	Body Mass Index

			Frequency	% of total	% of valid
Missing	888	over limit	20	0.13%	
	889	weight inconsistent with height, waist, and sex	31	0.2%	
	996	refused	139	0.89%	
	997	legitimate skip	8	0.05%	
	999	invalid data	52	0.33%	
Total			250	1.59%	

Valid	Invalid	Minimum	Maximum	Mean	StdDev
15451	250	14.4	97.4	29.141926...	7.5427573...

#### H4BMICLS - S27 BMI CLASS -W4

Type	Code
Measurement Unit	numeric
H4BMICLS	Body Mass Index Classification

			Frequency	% of total	% of valid
--	--	--	-----------	------------	------------

Valid	1	underweight: <18.5	214	1.36%	1.38%
	2	normal 18.5-<25	4869	31.01%	31.41%
	3	overweight: 25-<30	4654	29.64%	30.02%
	4	obese I: 30-<35	2854	18.18%	18.41%
	5	obese II: 35-<40	1457	9.28%	9.4%
	6	obese III: 40+	1403	8.94%	9.05%
	88	over limit	20	0.13%	0.13%
	89	weight inconsistent with height, waist and sex	31	0.2%	0.2%
		Total	15,502	98.73%	100%
Missing	96	refused	139	0.89%	
	97	legitimate skip	8	0.05%	
	99	invalid data	52	0.33%	
		Total	199	1.27%	

Valid	Invalid	Minimum	Maximum
15502	199	1	89

#### H4WAIST - S27 MEASURED WAIST (CM) -W4

Type	Numeric (Double)
H4WAIST	Measured Waist (cm)

			Frequency	% of total	% of valid
Missing	996	refused	135	0.86%	
	997	legitimate skip	8	0.05%	
	999	invalid data	10	0.06%	
		Total	153	0.97%	

Valid	Invalid	Minimum	Maximum	Mean	StdDev
15548	153	50	198	98.044886...	17.507802...

#### H4IR1 - S28Q1 PHYSICAL ATTRACTIVENESS OF R-W4

Type	Code
Measurement Unit	numeric
H4IR1	1. How physically attractive is the respondent?

			Frequency	% of total	% of valid
Valid	1	very unattractive	426	2.71%	2.72%
	2	unattractive	711	4.53%	4.54%
	3	about average	7398	47.12%	47.2%
	4	attractive	5709	36.36%	36.43%
	5	very attractive	1429	9.1%	9.12%
		Total	15,673	99.82%	100%

Missing	.	missing	28	0.18%	
		Total	28	0.18%	

Valid	Invalid	Minimum	Maximum
15673	28	1	5

#### H4IR2 - S28Q2 PERSONALITY ATTRACTIVENESS OF R-W4

Type	Code
Measurement Unit	numeric
H4IR2	2. How attractive is the respondent's personality?

			Frequency	% of total	% of valid
Valid	1	very unattractive	447	2.85%	2.85%
	2	unattractive	397	2.53%	2.53%
	3	about average	6289	40.05%	40.13%
	4	attractive	6225	39.65%	39.72%
	5	very attractive	2315	14.74%	14.77%
		Total	15,673	99.82%	100%
Missing	.	missing	28	0.18%	
		Total	28	0.18%	

Valid	Invalid	Minimum	Maximum
15673	28	1	5

#### H4IR3 - S28Q3 GROOMING-W4

Type	Code
Measurement Unit	numeric
H4IR3	3. How well-groomed is the respondent?

			Frequency	% of total	% of valid
Valid	1	very poorly groomed	82	0.52%	0.52%
	2	poorly groomed	730	4.65%	4.66%
	3	about average	7883	50.21%	50.3%
	4	well groomed	5399	34.39%	34.45%
	5	very well groomed	1579	10.06%	10.07%
		Total	15,673	99.82%	100%
Missing	.	missing	28	0.18%	
		Total	28	0.18%	

Valid	Invalid	Minimum	Maximum
15673	28	1	5

#### H4IR4 - S28Q4 RACE OF RESPONDENT BY FI-W4

Type	Code
Measurement Unit	numeric
H4IR4	4. Indicate the race of the sample member/respondent from your own observation (not from what the respondent said).

			Frequency	% of total	% of valid
Valid	1	White	10945	69.71%	69.83%
	2	Black or African American	3620	23.06%	23.1%
	3	American Indian or Alaska Native	155	0.99%	0.99%
	4	Asian or Pacific Islander	953	6.07%	6.08%
		Total	15,673	99.82%	100%
Missing	.	missing	28	0.18%	
		Total	28	0.18%	

Valid	Invalid	Minimum	Maximum
15673	28	1	4

#### H4IR5 - S28Q5 THIRD PERSON PRESENT AT INTRVW-W4

Type	Code
Measurement Unit	numeric
H4IR5	5. Was a third person present during any portion of the interview--not just walking through the area where the interview was being conducted, but listening to or taking part in the interview process?

			Frequency	% of total	% of valid
Valid	0	no	13066	83.22%	83.37%
	1	yes	2607	16.6%	16.63%
		Total	15,673	99.82%	100%
Missing	.	missing	28	0.18%	
		Total	28	0.18%	

Valid	Invalid	Minimum	Maximum
15673	28	0	1

#### H4IR6 - S28Q6 WHO WAS PRESENT AT INTERVIEW-W4

Type	Code
Measurement Unit	numeric
H4IR6	6. Who was present?

			Frequency	% of total	% of valid
--	--	--	-----------	------------	------------

Valid	1	wife, husband, or partner	1085	6.91%	41.7%
	2	other adult relative	526	3.35%	20.22%
	3	other adult non-relative	156	0.99%	6%
	4	son or daughter	702	4.47%	26.98%
	5	other child relative	68	0.43%	2.61%
	6	other child non-relative	8	0.05%	0.31%
	7	unable to determine relationship	57	0.36%	2.19%
		Total	2,602	16.57%	100%
Missing	.	missing	28	0.18%	
	95	not asked on pretest	5	0.03%	
	97	legitimate skip	13066	83.22%	
		Total	13,099	83.43%	

Valid	Invalid	Minimum	Maximum
2602	13099	1	7

 H4IR7 - S28Q7 NUMBER OF INTERRUPTIONS-W4

Type	Code
Measurement Unit	numeric
H4IR7	7. How many interruptions occurred during the interview?

			Frequency	% of total	% of valid
Valid	1	no interruptions	9480	60.38%	60.49%
	2	a few interruptions	5134	32.7%	32.76%
	3	many interruptions	1059	6.74%	6.76%
		Total	15,673	99.82%	100%
Missing	.	missing	28	0.18%	
		Total	28	0.18%	

Valid	Invalid	Minimum	Maximum
15673	28	1	3

 H4IR8 - S28Q8 LOCATION BIO SPECIMENS COLLECTD-W4

Type	Code
Measurement Unit	numeric
H4IR8	8. Where was the biomarker portion of the interview conducted?

	Frequency	% of total	% of valid
--	-----------	------------	------------

Valid	1	inside respondent's residence	13387	85.26%	85.41%
	2	immediately outside respondent's residence	127	0.81%	0.81%
	3	in respondent's work location	333	2.12%	2.12%
	4	inside a parent's or other relative's residence (if the respondent has a separate residence)	722	4.6%	4.61%
	5	immediately outside a parent's or other relative's residence (if the respondent has a separate residence)	19	0.12%	0.12%
	6	in interviewer's car	29	0.18%	0.19%
	7	in a library	220	1.4%	1.4%
	8	in a restaurant or coffee shop	166	1.06%	1.06%
	9	not applicable - biomarker section was not administered	331	2.11%	2.11%
	10	at another location (specify in comment box)	339	2.16%	2.16%
		Total	15,673	99.82%	100%
Missing	.	missing	28	0.18%	
		Total	28	0.18%	

Valid	Invalid	Minimum	Maximum
15673	28	1	10

 H4IR8A - S28Q8A OTHR LOCATION BIO SPEC COLLECTD-W4

Type	Code
Measurement Unit	numeric
H4IR8A	8A. Specify other location.

	Frequency	% of total	% of valid
--	-----------	------------	------------

Valid	1	prison	66	0.42%	19.47%
	2	office	64	0.41%	18.88%
	3	friend's house	49	0.31%	14.45%
	4	girlfriend's/boyfriend's house/apartment	22	0.14%	6.49%
	5	hotel/motel	38	0.24%	11.21%
	6	school	11	0.07%	3.24%
	7	church	13	0.08%	3.83%
	8	commons area of respondent's residence	17	0.11%	5.01%
	9	bookstore/other store	9	0.06%	2.65%
	10	interviewer's home	11	0.07%	3.24%
	11	hospital/treatment center	9	0.06%	2.65%
	12	park/pavillion	8	0.05%	2.36%
	13	military barracks/office	5	0.03%	1.47%
	14	other location	17	0.11%	5.01%
		Total	339	2.16%	100%
Missing	.	missing	28	0.18%	
	97	legitimate skip	15334	97.66%	
		Total	15,362	97.84%	

Valid	Invalid	Minimum	Maximum
339	15362	1	14

 H4IR9 - S28Q9 LOCATION OF INTERVIEW-W4

Type	Code
Measurement Unit	numeric
H4IR9	9. Where was the questionnaire portion of the interview conducted?

	Frequency	% of total	% of valid
--	-----------	------------	------------



Valid	1	inside respondent's residence	13609	86.68%	86.83%
	2	immediately outside respondent's residence	134	0.85%	0.85%
	3	in respondent's work location	340	2.17%	2.17%
	4	inside a parent's or other relative's residence (if the respondent has a separate residence)	729	4.64%	4.65%
	5	immediately outside a parent's or other relative's residence (if the respondent has a separate residence)	20	0.13%	0.13%
	6	in interviewer's car	2	0.01%	0.01%
	7	in a library	244	1.55%	1.56%
	8	in a restaurant or coffee shop	246	1.57%	1.57%
	9	at another location (specify in comment box)	349	2.22%	2.23%
		Total	15,673	99.82%	100%
Missing	.	missing	28	0.18%	
		Total	28	0.18%	

Valid	Invalid	Minimum	Maximum
15673	28	1	9

 H4IR9A - S28Q9A OTHER LOCATION OF INTERVIEW-W4

Type	Code
Measurement Unit	numeric
H4IR9A	9A. Specify other location.

	Frequency	% of total	% of valid
--	-----------	------------	------------

Valid	1	prison	73	0.46%	20.92%
	2	office	63	0.4%	18.05%
	3	friend's house	51	0.32%	14.61%
	4	girlfriend's/boyfriend's house/apartment	24	0.15%	6.88%
	5	hotel/motel	39	0.25%	11.17%
	6	school	13	0.08%	3.72%
	7	church	13	0.08%	3.72%
	8	commons area of respondent's residence	20	0.13%	5.73%
	9	bookstore/other store	11	0.07%	3.15%
	10	interviewer's home	10	0.06%	2.87%
	11	hospital/treatment center	9	0.06%	2.58%
	12	park/pavilion	6	0.04%	1.72%
	13	military barracks/office	5	0.03%	1.43%
	14	other location	12	0.08%	3.44%
		Total	349	2.22%	100%
Missing	.	missing	28	0.18%	
	97	legitimate skip	15324	97.6%	
		Total	15,352	97.78%	

Valid	Invalid	Minimum	Maximum
349	15352	1	14

#### H4IR10 - S28Q10 R APPEARED TO BE DRUNK/HIGH-W4

Type	Code
Measurement Unit	numeric
H4IR10	10. Did the respondent appear to be drunk or under the influence of a drug?

			Frequency	% of total	% of valid
Valid	1	yes	47	0.3%	0.3%
	2	no	15493	98.68%	98.85%
	3	perhaps	133	0.85%	0.85%
		Total	15,673	99.82%	100%
Missing	.	missing	28	0.18%	
		Total	28	0.18%	

Valid	Invalid	Minimum	Maximum
15673	28	1	3

#### H4IR11 - S28Q11 R APPEARED BORED/IMPATIENT-W4

Type	Code
------	------

Measurement Unit	numeric
H4IR11	11. Did the respondent ever seem bored or impatient during the interview?

			Frequency	% of total	% of valid
Valid	0	no	14756	93.98%	94.15%
	1	yes	917	5.84%	5.85%
	Total		15,673	99.82%	100%
Missing	.	missing	28	0.18%	
	Total		28	0.18%	

Valid	Invalid	Minimum	Maximum
15673	28	0	1

#### H4IR12 - S28Q12 BOREDOM NEG EFFECT ON INVIEW-W4

Type	Code
Measurement Unit	numeric
H4IR12	12. Did the respondent's boredom or impatience negatively affect the quality of the interview?

			Frequency	% of total	% of valid
Valid	0	no	730	4.65%	79.61%
	1	yes	187	1.19%	20.39%
	Total		917	5.84%	100%
Missing	.	missing	28	0.18%	
	7	legitimate skip	14756	93.98%	
	Total		14,784	94.16%	

Valid	Invalid	Minimum	Maximum
917	14784	0	1

#### H4IR13 - S28Q13 CANDIDNESS OF R-W4

Type	Code
Measurement Unit	numeric
H4IR13	13. In your opinion, was the respondent candid in his/her responses?

			Frequency	% of total	% of valid
Valid	0	no	710	4.52%	4.53%
	1	yes	14963	95.3%	95.47%
	Total		15,673	99.82%	100%
Missing	.	missing	28	0.18%	
	Total		28	0.18%	

Valid	Invalid	Minimum	Maximum
15673	28	0	1

 H4IR14 - S28Q14 R NEED HELP W/SELF ADMIN-W4

Type	Code
Measurement Unit	numeric
H4IR14	14. Did the respondent require your help in completing the self-administered part of the questionnaire?

			Frequency	% of total	% of valid
Valid	2	no	14003	89.19%	89.34%
	3	yes, all of the self-administered questions	211	1.34%	1.35%
	4	yes, some of the self-administered questions	1459	9.29%	9.31%
		Total	15,673	99.82%	100%
Missing	.	missing	28	0.18%	
			Total	28	0.18%

Valid	Invalid	Minimum	Maximum
15673	28	2	4

 H4IR15 - S28Q21 ABLE TO DO GPS READING-W4

Type	Code
Measurement Unit	numeric
H4IR15	15. Were you [field interviewer] able to do a GPS reading?

			Frequency	% of total	% of valid
Valid	0	no	759	4.83%	5.68%
	1	yes	12598	80.24%	94.32%
			Total	13,357	85.07%
Missing	.	missing	28	0.18%	
	7	legitimate skip	2316	14.75%	
			Total	2,344	14.93%

Valid	Invalid	Minimum	Maximum
13357	2344	0	1

 H4IR16 - S28Q22 WHY UNABLE TO DO GPS READING-W4

Type	Code
Measurement Unit	numeric
H4IR16	16. Why were you [field interviewer] unable to do a GPS reading?

			Frequency	% of total	% of valid
Valid	1	reader not working/malfunctioning	138	0.88%	18.18%
	2	GPS could not capture reading	384	2.45%	50.59%
	3	other	237	1.51%	31.23%
Total			759	4.83%	100%
Missing	.	missing	28	0.18%	
	7	legitimate skip	14914	94.99%	
Total			14,942	95.17%	

Valid	Invalid	Minimum	Maximum
759	14942	1	3

#### H4EO1 - S30Q1 VISITED RESPONDENT'S HOME-W4

Type	Code
Measurement Unit	numeric
H4EO1	1. In order to complete the environmental questions, you must have visited the respondent's home. Have you visited the respondent's home?

			Frequency	% of total	% of valid
Valid	0	no	18	0.11%	0.13%
	1	yes	14137	90.04%	99.87%
Total			14,155	90.15%	100%
Missing	.	missing	1546	9.85%	
	Total		1,546	9.85%	

Valid	Invalid	Minimum	Maximum
14155	1546	0	1

#### H4EO2 - S30Q2 ENVIRON DATA FROM CDF/MEMORY-W4

Type	Code
Measurement Unit	numeric
H4EO2	2. Please indicate whether you will enter data from Section D of the CDF for this case or whether you will be completing the neighborhood environment questions from memory.

			Frequency	% of total	% of valid
Valid	1	using CDF	12975	82.64%	90.68%
	2	reporting based on memory	1334	8.5%	9.32%
Total			14,309	91.13%	100%
Missing	.	missing	1374	8.75%	
	7	legitimate skip	18	0.11%	

		Total	1,392	8.87%	
--	--	-------	-------	-------	--

Valid	Invalid	Minimum	Maximum
14309	1392	1	2

#### H4EO3 - S30Q3 BUILDING CRACKING/ENTR UNSAFE-W4

Type	Code
Measurement Unit	numeric
H4EO3	3. The building structure or entrance is unsafe, or contains cracks or holes, broken siding or glass, or peeling paint.

			Frequency	% of total	% of valid
Valid	0	no	13080	83.31%	91.23%
	1	yes	1257	8.01%	8.77%
Total			14,337	91.31%	100%
Missing	.	missing	1346	8.57%	
	7	legitimate skip	18	0.11%	
Total			1,364	8.69%	

Valid	Invalid	Minimum	Maximum
14337	1364	0	1

#### H4EO4 - S30Q4 YARD UNKEMPT W/ DEBRIS/TRASH-W4

Type	Code
Measurement Unit	numeric
H4EO4	4. The yard is unkempt with overgrown shrubs or grass, or contains clutter, trash or other debris.

			Frequency	% of total	% of valid
Valid	0	no	12912	82.24%	90.06%
	1	yes	1425	9.08%	9.94%
Total			14,337	91.31%	100%
Missing	.	missing	1346	8.57%	
	7	legitimate skip	18	0.11%	
Total			1,364	8.69%	

Valid	Invalid	Minimum	Maximum
14337	1364	0	1

#### H4EO5A - S30Q5A BARRIER-NONE-W4

Type	Code
Measurement Unit	numeric

H4EO5A	5A. What types of barriers, if any, interfered with your access to the sample member's/respondent's dwelling? Select all that apply. none
--------	---

			Frequency	% of total	% of valid
Valid	0	not selected	1560	9.94%	10.88%
	1	selected	12780	81.4%	89.12%
Total			14,340	91.33%	100%
Missing	.	missing	1343	8.55%	
	7	legitimate skip	18	0.11%	
Total			1,361	8.67%	

Valid	Invalid	Minimum	Maximum
14340	1361	0	1

#### H4EO5B - S30Q5B BARRIER-HAVE TO CALL UNIT-W4

Type	Code
Measurement Unit	numeric
H4EO5B	5B. What types of barriers, if any, interfered with your access to the sample member's/respondent's dwelling? Select all that apply. Guard/Door Person at the front door who has to call the unit

			Frequency	% of total	% of valid
Valid	0	not selected	14240	90.69%	99.3%
	1	selected	100	0.64%	0.7%
Total			14,340	91.33%	100%
Missing	.	missing	1343	8.55%	
	7	legitimate skip	18	0.11%	
Total			1,361	8.67%	

Valid	Invalid	Minimum	Maximum
14340	1361	0	1

#### H4EO5C - S30Q5C BARRIER-DOOR PRSN GIVE ACCESS-W4

Type	Code
Measurement Unit	numeric
H4EO5C	5C. What types of barriers, if any, interfered with your access to the sample member's/respondent's dwelling? Select all that apply. Guard/Door Person at the front door who must give access to building

			Frequency	% of total	% of valid
Valid	0	not selected	14297	91.06%	99.7%
	1	selected	43	0.27%	0.3%

		Total	14,340	91.33%	100%
Missing	.	missing	1343	8.55%	
	7	legitimate skip	18	0.11%	
		Total	1,361	8.67%	

Valid	Invalid	Minimum	Maximum
14340	1361	0	1

#### H4EO5D - S30Q5D BARRIER-DOOR PRSN AT GATE-W4

Type	Code
Measurement Unit	numeric
H4EO5D	5D. What types of barriers, if any, interfered with your access to the sample member's/respondent's dwelling? Select all that apply. guard/Door Person at gate of community

			Frequency	% of total	% of valid
Valid	0	not selected	14239	90.69%	99.3%
	1	selected	101	0.64%	0.7%
		Total	14,340	91.33%	100%
Missing	.	missing	1343	8.55%	
	7	legitimate skip	18	0.11%	
		Total	1,361	8.67%	

Valid	Invalid	Minimum	Maximum
14340	1361	0	1

#### H4EO5E - S30Q5E BARRIER-MANAGR CONTRL ACCESS-W4

Type	Code
Measurement Unit	numeric
H4EO5E	5E. What types of barriers, if any, interfered with your access to the sample member's/respondent's dwelling? Select all that apply. on-site/Off-site Staff/Manager who controls access

			Frequency	% of total	% of valid
Valid	0	not selected	14313	91.16%	99.81%
	1	selected	27	0.17%	0.19%
		Total	14,340	91.33%	100%
Missing	.	missing	1343	8.55%	
	7	legitimate skip	18	0.11%	
		Total	1,361	8.67%	

Valid	Invalid	Minimum	Maximum
-------	---------	---------	---------



14340	1361	0	1
-------	------	---	---

#### H4EO5F - S30Q5F BARRIER-LOCKD ENTRY NO BUZZER-W4

Type	Code
Measurement Unit	numeric
H4EO5F	5F. What types of barriers, if any, interfered with your access to the sample member's/respondent's dwelling? Select all that apply. locked main entrance/gate, no intercom/buzzer (locked doors, locked gate, controlled gate, or other locked entry)

			Frequency	% of total	% of valid
Valid	0	not selected	14020	89.29%	97.77%
	1	selected	320	2.04%	2.23%
Total			14,340	91.33%	100%
Missing	.	missing	1343	8.55%	
	7	legitimate skip	18	0.11%	
Total			1,361	8.67%	

Valid	Invalid	Minimum	Maximum
14340	1361	0	1

#### H4EO5G - S30Q5G BARRIER-LOCKD ENTRY/HAS BUZZR-W4

Type	Code
Measurement Unit	numeric
H4EO5G	5G. What types of barriers, if any, interfered with your access to the sample member's/respondent's dwelling? Select all that apply. locked main entrance/gate with intercom/buzzer, no unit address labels (may contain other labels such as names, but does not provide address label)

			Frequency	% of total	% of valid
Valid	0	not selected	13873	88.36%	96.74%
	1	selected	467	2.97%	3.26%
Total			14,340	91.33%	100%
Missing	.	missing	1343	8.55%	
	7	legitimate skip	18	0.11%	
Total			1,361	8.67%	

Valid	Invalid	Minimum	Maximum
14340	1361	0	1

#### H4EO5H - S30Q5H BARRIER-LOCKD ENTRY/BUZZR/LABL-W4

Type	Code
------	------

Measurement Unit	numeric
H4EO5H	5H. What types of barriers, if any, interfered with your access to the sample member's/respondent's dwelling? Select all that apply. locked main entrance/gate with intercom/buzzer, with unit address labels

			Frequency	% of total	% of valid
Valid	0	not selected	13896	88.5%	96.9%
	1	selected	444	2.83%	3.1%
Total			14,340	91.33%	100%
Missing	.	missing	1343	8.55%	
	7	legitimate skip	18	0.11%	
Total			1,361	8.67%	

Valid	Invalid	Minimum	Maximum
14340	1361	0	1

#### H4EO5I - S30Q5I BARRIER-THREATENING ANIMAL-W4

Type	Code
Measurement Unit	numeric
H4EO5I	5I. What types of barriers, if any, interfered with your access to the sample member's/respondent's dwelling? Select all that apply. threatening animal on or near the property

			Frequency	% of total	% of valid
Valid	0	not selected	14224	90.59%	99.19%
	1	selected	116	0.74%	0.81%
Total			14,340	91.33%	100%
Missing	.	missing	1343	8.55%	
	7	legitimate skip	18	0.11%	
Total			1,361	8.67%	

Valid	Invalid	Minimum	Maximum
14340	1361	0	1

#### H4EO5J - S30Q5J BARRIER-THREATENING SIGN-W4

Type	Code
Measurement Unit	numeric
H4EO5J	5J. What types of barriers, if any, interfered with your access to the sample member's/respondent's dwelling? Select all that apply. threatening sign on or near the property

			Frequency	% of total	% of valid
--	--	--	-----------	------------	------------

Valid	0	not selected	14316	91.18%	99.83%
	1	selected	24	0.15%	0.17%
		Total	14,340	91.33%	100%
Missing	.	missing	1343	8.55%	
	7	legitimate skip	18	0.11%	
		Total	1,361	8.67%	

Valid	Invalid	Minimum	Maximum
14340	1361	0	1

#### H4EO6 - S30Q6 DOMINT LAND USE OF IMMED AREA-W4

Type	Code
Measurement Unit	numeric
H4EO6	6. Which of the following best describes the immediate area or street (one block, both sides) where the sample member/respondent lives?

			Frequency	% of total	% of valid
Valid	1	rural farm	832	5.3%	5.8%
	2	rural town	1846	11.76%	12.87%
	3	suburban	6079	38.72%	42.39%
	4	urban, residential only	4804	30.6%	33.5%
	5	3 or more commercial properties, mostly retail	420	2.67%	2.93%
	6	3 or more commercial properties, mostly wholesale or industrial	88	0.56%	0.61%
	7	other (specify)	272	1.73%	1.9%
		Total	14,341	91.34%	100%
Missing	.	missing	1342	8.55%	
	97	legitimate skip	18	0.11%	
		Total	1,360	8.66%	

Valid	Invalid	Minimum	Maximum
14341	1360	1	7

#### H4EO7 - S30Q7 CONCERN FOR SAFETY-W4

Type	Code
Measurement Unit	numeric
H4EO7	7. How safe did you feel when you were in the sample member's/respondent's neighborhood? Did you feel:

	Frequency	% of total	% of valid
--	-----------	------------	------------

Valid	1	very safe	9506	60.54%	66.28%
	2	moderately safe	4013	25.56%	27.98%
	3	moderately unsafe	681	4.34%	4.75%
	4	very unsafe	142	0.9%	0.99%
		Total	14,342	91.34%	100%
Missing	.	missing	1341	8.54%	
	7	legitimate skip	18	0.11%	
		Total	1,359	8.66%	

Valid	Invalid	Minimum	Maximum
14342	1359	1	4