

 Wave IV Polygenic Scores - Release 2
Title

Wave IV Polygenic Scores - Release 2

Abstract

Seventy-four constructed polygenic scores (PGSs) are available for Add Health respondents who provided archival saliva samples for genetic testing at Wave IV. Scores are available for various anthropomorphic, health, and behavioral outcomes. See the documentation for a list of all PGSs.

Variables: 121

Observations: 9,130

Variables
 Wave IV Polygenic Scores - Release 2

- FID - Family ID
- PSDS1 - SSGAC_DS_2018
- PSDEP1 - GWAMA_WellBeing_2019_Dep
- PSFAMPAT - CCACE_FamHist_Paternal_2018
- PSCPD1 - GSCAN_CPD_2019
- PSNEUDEP - CTG_Neuroticism_2018_Dep
- PSSPEED - SSGAC_Risk_2019_AutoSpeed
- PSPUBSTD - PGC_Social_2018_PubClub
- PSPTSDAL - PGC_PTSD_2018_Full
- PSNEBFEM - SocioGen_NEB_2016_female
- PSNEUWOR - CTG_Neuroticism_2018_Worry
- PSCANSTD - ICC_EvrCannabis_2018
- PSADHD1 - PGC_ADHD_2010
- PSEDU1 - SSGAC_EDU_2018
- PSADSTD - CTG_AD_2019
- PSSBPSTD - ICBP_SBP
- PSBMI1 - GIANT_BMI_2018
- PSFAMMAT - CCACE_FamHist_Maternal_2018
- PSLIFES1 - GWAMA_WellBeing_2019_Uni_LifeSat
- PSHGT1 - GIANT_Height
- PSMENO - RepoGen_Menopause_2015
- PSPTSDAA - PGC_PTSD_2018_AA
- PSNEURO1 - GWAMA_WellBeing_2019_Neuroticism
- PSSCZSTD - PGC_SCZ_2011

-
- PSANSTD - PGC_AN_2019
 - PSMISTD - CARDIoGRAM_MI_2015
 - PSSOCSTD - PGC_Social_2018
 - PSADAA - PGC_AlcDep_2018_AA
 - PSMDD1 - PGC_MDD_2019
 - PSEVRSK1 - SSGAC_Risk_2019_EvrSmk
 - PSNEBMAL - SocioGen_NEB_2016_male
 - PSAFBALL - SocioGen_AFB_2016_pooled
 - PSPLASMA - CORNET_Plasma_2014
 - PSSNORE - CTG_Insomnia_2019_Snoring
 - PSWHRSTD - GIANT_WHR
 - PSAFBFEM - SocioGen_AFB_2016_female
 - PSREACT - CCACE_ReAct_2018
 - PSEVRSK2 - TAG_EVRSMK_2010
 - PSCPD2 - TAG_CPD_2010
 - PSEXTRAV - GPC_Extraversion_2015
 - PSCOGF - CCACE_CogFunc_2018
 - PSBIPOL - PGC_Bipolar_2011
 - PSADHD2 - PGC_ADHD_2017
 - PSLIFES2 - GWAMA_WellBeing_2019_LifeSat
 - PSPOSAF1 - GWAMA_WellBeing_2019_Uni_PosAff
 - PSASDSTD - PGC_ASD_2019
 - PSPPSTD - ICBP_PP
 - PSCADSTD - CARDIoGRAM_CAD
 - PSLIPLDL - GLGC_Lipids_LDL_2013
 - PSRISSTD - SSGAC_Risk_2019
 - PSDEP2 - GWAMA_WellBeing_2019_Uni_Dep
 - PSMDD2 - PGC_MDD_2013
 - PSDEPAFF - CTG_Neuroticism_2018_DepAff
 - PSGETUP - CTG_Insomnia_2019_GetUp
 - PSMAPSTD - ICBP_MAP
 - PSLIPHDL - GLGC_Lipids_HDL_2013
 - PSSLEEPD - CTG_Insomnia_2019_SleepDur
 - PSNEURO2 - GWAMA_WellBeing_2019_Uni_Neuroticism
 - PSDPW1 - SSGAC_Risk_2019_DPW
 - PSLIPTC - GLGC_Lipids_TC_2013
 - PSHGT2 - GIANT_Height_2018
 - PSAGESMK - GSCAN_AgeSmkInt_2019
 - PSPOSAF2 - GWAMA_WellBeing_2019_PosAff
 - PSAFBMAL - SocioGen_AFB_2016_male
 - PSDIABT1 - DIAGRAM_Diabetes_2014
 - PSBMI2 - GIANT_BMI
 - PSNEBALL - SocioGen_NEB_2016_pooled
 - PSMDD3 - PGC_MDD_2018

- PSDS2 - SSGAC_DS_2016
- PSAUTISM - PGC_Autism_2017
- PSGYM - PGC_Social_2018_Gym
- PSRELGRP - PGC_Social_2018_RelGrp
- PSLIPTG - GLGC_Lipids_TG_2013
- PSINSOMN - CTG_Insomnia_2019
- PSXDIS - PGC_XDIS_2013
- PSNEBSTD - SocioGen_NEB_2016
- PSADALL - PGC_AlcDep_2019_Full
- PSNEURO3 - CTG_Neuroticism_2018
- PSEVRSK3 - GSCAN_EvrSmk_2019
- PSINTELL - CTG_Intelligence_2018
- PSDIABT2 - DIAGRAM_Diabetes_2012
- PSWCSTD - GIANT_WC
- PSADAANR - PGC_AlcDep_2018_AA_NoRel
- PSMENARC - RepoGen_Menarche_2014
- PSDBPSTD - ICBP_DBP
- PSDPW2 - GSCAN_DPW_2019
- PSAD2013 - IGAP_AD_2013
- PSDOZING - CTG_Insomnia_2019_Doizing
- PSNSP - SSGAC_Risk_2019_NSP
- PSEDU2 - SSGAC_EDU_2016
- PSMORN - CTG_Insomnia_2019_Morning
- PSSTOPSK - GSCAN_StopSmk_2019
- PSNAPPNG - CTG_Insomnia_2019_Napping
- PSAFBSTD - SocioGen_AFB_2016
- PSLONELY - PGC_Social_2018_Lonely
- PSPTSDEA - PGC_PTSD_2018_EA
- PSADEA - PGC_AlcDep_2018_EA
- PSADEANR - PGC_AlcDep_2018_EA_NoRel
- PSPC1 - Principal component 1
- PSPC2 - Principal component 2
- PSPC3 - Principal component 3
- PSPC4 - Principal component 4
- PSPC5 - Principal component 5
- PSPC6 - Principal component 6
- PSPC7 - Principal component 7
- PSPC8 - Principal component 8
- PSPC9 - Principal component 9
- PSPC10 - Principal component 10
- PSPC11 - Principal component 11
- PSPC12 - Principal component 12
- PSPC13 - Principal component 13
- PSPC14 - Principal component 14

- PSPC15 - Principal component 15
- PSPC16 - Principal component 16
- PSPC17 - Principal component 17
- PSPC18 - Principal component 18
- PSPC19 - Principal component 19
- PSPC20 - Principal component 20
- PSANCEST - AH genetic ancest: 0=Euro, 1=Afrcn
- PSRACE - RACE-5 CATEGORIES

 FID - Family ID

Type	Text
Constraints	Maximum Length: 8
Description	Family ID

 PSDS1 - SSGAC_DS_2018

Type	Numeric (Double)
Description	SSGAC DS 2018

 PSDEP1 - GWAMA_WellBeing_2019_Dep

Type	Numeric (Double)
Description	GWAMA Well Being 2019

 PSFAMPAT - CCACE_FamHist_Paternal_2018

Type	Numeric (Double)
Description	CCACE Paternal Family History 2018

 PSCPD1 - GSCAN_CPD_2019

Type	Numeric (Double)
Description	GSCAN CPD 2019

 PSNEUDEP - CTG_Neuroticism_2018_Dep

Type	Numeric (Double)
Description	CTG Neuroticism 2018

 PSSPEED - SSGAC_Risk_2019_AutoSpeed

Type	Numeric (Double)
Description	SSGAC Risk 2019 Auto Speed

 PSPUBSTD - PGC_Social_2018_PubClub

Type	Numeric (Double)
Description	PGC Social 2018 Pub Club

PSPTSDAL - PGC_PTSD_2018_Full

Type	Numeric (Double)
Description	PGC PTSD 2018 Full

PSNEBFEM - SocioGen_NEB_2016_female

Type	Numeric (Double)
Description	Socio Gen NEB 2016 Female

PSNEUWOR - CTG_Neuroticism_2018_Worry

Type	Numeric (Double)
Description	CTG Neuroticism 2018 Worry

PSCANSTD - ICC_EvrCannabis_2018

Type	Numeric (Double)
Description	ICC Ever Cannabis 2018

PSADHD1 - PGC_ADHD_2010

Type	Numeric (Double)
Description	PGC ADHD 2010

PSEDU1 - SSGAC_EDU_2018

Type	Numeric (Double)
Description	SSGAC Education 2018

PSADSTD - CTG_AD_2019

Type	Numeric (Double)
Description	CTG AD 2019

PSSBPSTD - ICBP_SBP

Type	Numeric (Double)
Description	ICBP Systolic Blood Pressure

PSBMI1 - GIANT_BMI_2018

Type	Numeric (Double)
Description	GIANT Body Mass Index 2018

 PSFAMMAT - CCACE_FamHist_Maternal_2018

Type	Numeric (Double)
Description	CCACE Maternal Family History 2018

 PSLIFES1 - GWAMA_WellBeing_2019_Uni_LifeSat

Type	Numeric (Double)
Description	GWAMA Well Being 2019 Uni Life Sat

 PSHGT1 - GIANT_Height

Type	Numeric (Double)
Description	GIANT Height

 PSMENO - RepoGen_Menopause_2015

Type	Numeric (Double)
Description	RepoGen Menopause 2015

 PSPTSDAA - PGC_PTSD_2018_AA

Type	Numeric (Double)
Description	PGC PTSD 2018 AA

 PSNEURO1 - GWAMA_WellBeing_2019_Neuroticism

Type	Numeric (Double)
Description	GWAMA Well Being 2019 Neuroticism

 PSSCZSTD - PGC_SCZ_2011

Type	Numeric (Double)
Description	PGC SCZ 2011

 PSANSTD - PGC_AN_2019

Type	Numeric (Double)
Description	PGC AN 2019

 PSMISTD - CARDIoGRAM_MI_2015

Type	Numeric (Double)
Description	Cardiogram MI 2015

 PSSOCSTD - PGC_Social_2018

Type	Numeric (Double)
Description	PGC Social 2018

PSADAA - PGC_AlcDep_2018_AA

Type	Numeric (Double)
Description	PGC Alcohol Dependence 2018 AA

PSMDD1 - PGC_MDD_2019

Type	Numeric (Double)
Description	PGC MDD 2019

PSEVRSK1 - SSGAC_Risk_2019_EvrSmk

Type	Numeric (Double)
Description	SSGAC Risk 2019 Ever Smoked

PSNEBMAL - SocioGen_NEB_2016_male

Type	Numeric (Double)
Description	Socio Gen NEB 2016 male

PSAFBALL - SocioGen_AFB_2016_pooled

Type	Numeric (Double)
Description	Socio Gen AFB 2016 pooled

PSPLASMA - CORNET_Plasma_2014

Type	Numeric (Double)
Description	CORNET Plasma 2014

PSSNORE - CTG_Insomnia_2019_Snoring

Type	Numeric (Double)
Description	CTG Insomnia 2019 Snoring

PSWHRSTD - GIANT_WHR

Type	Numeric (Double)
Description	GIANT WHR

PSAFBFEM - SocioGen_AFB_2016_female

Type	Numeric (Double)
Description	Socio Gen AFB 2016 Female



Type	Numeric (Double)
Description	CCACE Re Act 2018



Type	Numeric (Double)
Description	TAG Ever Smoke 2010



Type	Numeric (Double)
Description	TAG CPD 2010



Type	Numeric (Double)
Description	GPC Extraversion 2015



Type	Numeric (Double)
Description	CCACE Cognitive Function 2018



Type	Numeric (Double)
Description	PGC Bipolar 2011



Type	Numeric (Double)
Description	PGC ADHD 2017



Type	Numeric (Double)
Description	GWAMA Well Being 2019 Life Sat



Type	Numeric (Double)
Description	GWAMA Well Being 2019 Uni Pos Aff



Type	Numeric (Double)
Description	PGC ASD 2019

PSPSTD - ICBP_PP

Type	Numeric (Double)
Description	ICBP PP

PSCADSTD - CARDIoGRAM_CAD

Type	Numeric (Double)
Description	Cardiogram Coronary Artery Disease

PSLIPLDL - GLGC_Lipids_LDL_2013

Type	Numeric (Double)
Description	GLGC Lipids LDL 2013

PSRISSTD - SSGAC_Risk_2019

Type	Numeric (Double)
Description	SSGAC Risk 2019

PSDEP2 - GWAMA_WellBeing_2019_Uni_Dep

Type	Numeric (Double)
Description	GWAMA Well Being 2019 Uni Dep

PSMDD2 - PGC_MDD_2013

Type	Numeric (Double)
Description	PGC MDD 2013

PSDEPAFF - CTG_Neuroticism_2018_DepAff

Type	Numeric (Double)
Description	CTG Neuroticism 2018 Dep Aff

PSGETUP - CTG_Insomnia_2019_GetUp

Type	Numeric (Double)
Description	CTG Insomnia 2019 Get Up

PSMAPSTD - ICBP_MAP

Type	Numeric (Double)
Description	ICBP MAP

 PSLIPHDL - GLGC_Lipids_HDL_2013

Type	Numeric (Double)
Description	GLGC Lipids HDL 2013

 PSSLEEPD - CTG_Insomnia_2019_SleepDur

Type	Numeric (Double)
Description	CTG Insomnia 2019 Sleep Duration

 PSNEURO2 - GWAMA_WellBeing_2019_Uni_Neuroticism

Type	Numeric (Double)
Description	GWAMA Well Being 2019 Uni Neuroticism

 PSDPW1 - SSGAC_Risk_2019_DPW

Type	Numeric (Double)
Description	SSGAC Risk 2019 DPW

 PSLIPTC - GLGC_Lipids_TC_2013

Type	Numeric (Double)
Description	GLGC Lipids TC 2013

 PSHGT2 - GIANT_Height_2018

Type	Numeric (Double)
Description	GIANT Height 2018

 PSAGESMK - GSCAN_AgeSmkInt_2019

Type	Numeric (Double)
Description	GSCAN Ag Smoke Int 2019

 PSPOSAF2 - GWAMA_WellBeing_2019_PosAff

Type	Numeric (Double)
Description	GWAMA Well Being 2019 Pos Aff

 PSAFBMAL - SocioGen_AFB_2016_male

Type	Numeric (Double)
Description	SocioGen AFB 2016 male

 PSDIABT1 - DIAGRAM_Diabetes_2014

Type	Numeric (Double)
Description	DIAGRAM Diabetes 2014

PSBMI2 - GIANT_BMI

Type	Numeric (Double)
Description	GIANT BMI

PSNEBALL - SocioGen_NEB_2016_pooled

Type	Numeric (Double)
Description	Socio Gen NEB 2016 pooled

PSMDD3 - PGC_MDD_2018

Type	Numeric (Double)
Description	PGC MDD 2018

PSDS2 - SSGAC_DS_2016

Type	Numeric (Double)
Description	SSGAC DS 2016

PSAUTISM - PGC_Autism_2017

Type	Numeric (Double)
Description	PGC Autism 2017

PSGYM - PGC_Social_2018_Gym

Type	Numeric (Double)
Description	PGC Social 2018 Gym

PSRELGRP - PGC_Social_2018_RelGrp

Type	Numeric (Double)
Description	PGC Social 2018 Rel Grp

PSLIPTG - GLGC_Lipids_TG_2013

Type	Numeric (Double)
Description	GLGC Lipids TG 2013

PSINSOMN - CTG_Insomnia_2019

Type	Numeric (Double)
Description	CTG Insomnia 2019

 PSXDIS - PGC_XDIS_2013

Type	Numeric (Double)
Description	PGC XDIS 2013

 PSNEBSTD - SocioGen_NEB_2016

Type	Numeric (Double)
Description	Socio Gen NEB 2016

 PSADALL - PGC_AlcDep_2019_Full

Type	Numeric (Double)
Description	PGC Alcohol Dependence 2019 Full

 PSNEURO3 - CTG_Neuroticism_2018

Type	Numeric (Double)
Description	CTG Neuroticism 2018

 PSEVRK3 - GSCAN_EvrSmk_2019

Type	Numeric (Double)
Description	GSCAN Ever Smoked 2019

 PSINTELL - CTG_Intelligence_2018

Type	Numeric (Double)
Description	CTG Intelligence 2018

 PSDIABT2 - DIAGRAM_Diabetes_2012

Type	Numeric (Double)
Description	DIAGRAM Diabetes 2012

 PSWCSTD - GIANT_WC

Type	Numeric (Double)
Description	GIANT WC

 PSADAANR - PGC_AlcDep_2018_AA_NoRel

Type	Numeric (Double)
Description	PGC Alcohol Dependence 2018 AA No Rel

 PSMENARC - RepoGen_Menarche_2014

Type	Numeric (Double)
Description	Repo Gen Menarche 2014



Type	Numeric (Double)
Description	ICBP DBP



Type	Numeric (Double)
Description	GSCAN DPW 2019



Type	Numeric (Double)
Description	IGAP AD 2013



Type	Numeric (Double)
Description	CTG Insomnia 2019 Dozing



Type	Numeric (Double)
Description	SSGAC Risk 2019 NSP



Type	Numeric (Double)
Description	SSGAC EDU 2016



Type	Numeric (Double)
Description	CTG Insomnia 2019 Morning



Type	Numeric (Double)
Description	GSCAN Stop Smk 2019



Type	Numeric (Double)
Description	CTG Insomnia 2019 Napping

 PSAFBSTD - SocioGen_AFB_2016

Type	Numeric (Double)
Description	Socio Gen AFB 2016

 PSLONELY - PGC_Social_2018_Lonely

Type	Numeric (Double)
Description	PGC Social 2018 Lonely

 PSPTSDEA - PGC_PTSD_2018_EA

Type	Numeric (Double)
Description	PGC PTSD 2018 EA

 PSADEA - PGC_AlcDep_2018_EA

Type	Numeric (Double)
Description	PGC Alcohol Dependence 2018 EA

 PSADEANR - PGC_AlcDep_2018_EA_NoRel

Type	Numeric (Double)
Description	PGC Alcohol Dependence 2018 EA No Rel

 PSPC1 - Principal component 1

Type	Numeric (Double)
Description	Principal Component 1

 PSPC2 - Principal component 2

Type	Numeric (Double)
Description	Principal Component 2

 PSPC3 - Principal component 3

Type	Numeric (Double)
Description	Principal Component 3

 PSPC4 - Principal component 4

Type	Numeric (Double)
Description	Principal Component 4

 PSPC5 - Principal component 5

Type	Numeric (Double)
Description	Principal Component 5

 PSPC6 - Principal component 6

Type	Numeric (Double)
Description	Principal Component 6

 PSPC7 - Principal component 7

Type	Numeric (Double)
Description	Principal Component 7

 PSPC8 - Principal component 8

Type	Numeric (Double)
Description	Principal Component 8

 PSPC9 - Principal component 9

Type	Numeric (Double)
Description	Principal Component 9

 PSPC10 - Principal component 10

Type	Numeric (Double)
Description	Principal Component 10

 PSPC11 - Principal component 11

Type	Numeric (Double)
Description	Principal Component 11

 PSPC12 - Principal component 12

Type	Numeric (Double)
Description	Principal Component 12

 PSPC13 - Principal component 13

Type	Numeric (Double)
Description	Principal Component 13

 PSPC14 - Principal component 14

Type	Numeric (Double)
Description	Principal Component 14

 PSPC15 - Principal component 15

Type	Numeric (Double)
Description	Principal Component 15

 PSPC16 - Principal component 16

Type	Numeric (Double)
Description	Principal Component 16

 PSPC17 - Principal component 17

Type	Numeric (Double)
Description	Principal Component 17

 PSPC18 - Principal component 18

Type	Numeric (Double)
Description	Principal Component 18

 PSPC19 - Principal component 19

Type	Numeric (Double)
Description	Principal Component 19

 PSPC20 - Principal component 20

Type	Numeric (Double)
Description	Principal Component 20

 PSANCEST - AH genetic ancest: 0=Euro, 1=Afrcn

Type	Code
Measurement Unit	Text
Description	Add Health Genetic Ancestry
African ancestry	African ancestry
East Asian ancest	East Asian ancestry
European ancestry	European ancestry
Hispanic ancestry	Hispanic ancestry




Type	Code
Measurement Unit	Text
Description	Race Five Categories
Asian	Asian
Hispanic	Hispanic
Nat. Am.	Native American
NHB	Non-Hispanic Black
NHW	Non-Hispanic White

Logical Products



Data Layouts



Wave IV Polygenic Scores - Release 2



Type	Text
Constraints	Maximum Length: 8
Description	Family ID



Type	Numeric (Double)
Description	SSGAC DS 2018



Type	Numeric (Double)
Description	GWAMA Well Being 2019



Type	Numeric (Double)
Description	CCACE Paternal Family History 2018



Type	Numeric (Double)
Description	GSCAN CPD 2019

 PSNEUDEP - CTG_Neuroticism_2018_Dep

Type	Numeric (Double)
Description	CTG Neuroticism 2018

 PSSPEED - SSGAC_Risk_2019_AutoSpeed

Type	Numeric (Double)
Description	SSGAC Risk 2019 Auto Speed

 PSPUBSTD - PGC_Social_2018_PubClub


Type	Numeric (Double)
Description	PGC Social 2018 Pub Club

 PSPTSDAL - PGC_PTSD_2018_Full

Type	Numeric (Double)
Description	PGC PTSD 2018 Full

 PSNEBFEM - SocioGen_NEB_2016_female

Type	Numeric (Double)
Description	Socio Gen NEB 2016 Female

 PSNEUWOR - CTG_Neuroticism_2018_Worry

Type	Numeric (Double)
Description	CTG Neuroticism 2018 Worry

 PSCANSTD - ICC_EvrCannabis_2018

Type	Numeric (Double)
Description	ICC Ever Cannabis 2018

 PSADHD1 - PGC_ADHD_2010

Type	Numeric (Double)
Description	PGC ADHD 2010

 PSEDU1 - SSGAC_EDU_2018

Type	Numeric (Double)
Description	SSGAC Education 2018

PSADSTD - CTG_AD_2019	
Type	Numeric (Double)
Description	CTG AD 2019
PSSBPSTD - ICBP_SBP	
Type	Numeric (Double)
Description	ICBP Systolic Blood Pressure
PSBMI1 - GIANT_BMI_2018	
Type	Numeric (Double)
Description	GIANT Body Mass Index 2018
PSFAMMAT - CCACE_FamHist_Maternal_2018	
Type	Numeric (Double)
Description	CCACE Maternal Family History 2018
PSLIFES1 - GWAMA_WellBeing_2019_Uni_LifeSat	
Type	Numeric (Double)
Description	GWAMA Well Being 2019 Uni Life Sat
PSHGT1 - GIANT_Height	
Type	Numeric (Double)
Description	GIANT Height
PSMENO - RepoGen_Menopause_2015	
Type	Numeric (Double)
Description	RepoGen Menopause 2015
PSPTSDAA - PGC_PTSD_2018_AA	
Type	Numeric (Double)
Description	PGC PTSD 2018 AA
PSNEURO1 - GWAMA_WellBeing_2019_Neuroticism	
Type	Numeric (Double)
Description	GWAMA Well Being 2019 Neuroticism
PSSCZSTD - PGC_SCZ_2011	
Type	Numeric (Double)

Description	PGC SCZ 2011
-------------	--------------

 PSANSTD - PGC_AN_2019

Type	Numeric (Double)
Description	PGC AN 2019

 PSMISTD - CARDIoGRAM_MI_2015

Type	Numeric (Double)
Description	Cardiogram MI 2015

 PSSOCSTD - PGC_Social_2018

Type	Numeric (Double)
Description	PGC Social 2018

 PSADAA - PGC_AlcDep_2018_AA

Type	Numeric (Double)
Description	PGC Alcohol Dependence 2018 AA

 PSMDD1 - PGC_MDD_2019

Type	Numeric (Double)
Description	PGC MDD 2019

 PSEVRSK1 - SSGAC_Risk_2019_EvrSmk

Type	Numeric (Double)
Description	SSGAC Risk 2019 Ever Smoked

 PSNEBMAL - SocioGen_NEB_2016_male

Type	Numeric (Double)
Description	Socio Gen NEB 2016 male

 PSAFBALL - SocioGen_AFB_2016_pooled

Type	Numeric (Double)
Description	Socio Gen AFB 2016 pooled

 PSPLASMA - CORNET_Plasma_2014

Type	Numeric (Double)
Description	CORNET Plasma 2014

 PSSNORE - CTG_Insomnia_2019_Snoring

Type	Numeric (Double)
Description	CTG Insomnia 2019 Snoring



Type	Numeric (Double)
Description	GIANT WHR



Type	Numeric (Double)
Description	Socio Gen AFB 2016 Female



Type	Numeric (Double)
Description	CCACE Re Act 2018



Type	Numeric (Double)
Description	TAG Ever Smoke 2010



Type	Numeric (Double)
Description	TAG CPD 2010



Type	Numeric (Double)
Description	GPC Extraversion 2015



Type	Numeric (Double)
Description	CCACE Cognitive Function 2018



Type	Numeric (Double)
Description	PGC Bipolar 2011



Type	Numeric (Double)
Description	PGC ADHD 2017

PSLIFES2 - GWAMA_WellBeing_2019_LifeSat	
Type	Numeric (Double)
Description	GWAMA Well Being 2019 Life Sat
PSPOSAF1 - GWAMA_WellBeing_2019_Uni_PosAff	
Type	Numeric (Double)
Description	GWAMA Well Being 2019 Uni Pos Aff
PSASDSTD - PGC_ASD_2019	
Type	Numeric (Double)
Description	PGC ASD 2019
PSPSTD - ICBP_PP	
Type	Numeric (Double)
Description	ICBP PP
PSCADSTD - CARDIoGRAM_CAD	
Type	Numeric (Double)
Description	Cardiogram Coronary Artery Disease
PSLIPLDL - GLGC_Lipids_LDL_2013	
Type	Numeric (Double)
Description	GLGC Lipids LDL 2013
PSRISSTD - SSGAC_Risk_2019	
Type	Numeric (Double)
Description	SSGAC Risk 2019
PSDEP2 - GWAMA_WellBeing_2019_Uni_Dep	
Type	Numeric (Double)
Description	GWAMA Well Being 2019 Uni Dep
PSMDD2 - PGC_MDD_2013	
Type	Numeric (Double)
Description	PGC MDD 2013
PSDEPAFF - CTG_Neuroticism_2018_DepAff	
Type	Numeric (Double)

Description	CTG Neuroticism 2018 Dep Aff
-------------	------------------------------

 PSGETUP - CTG_Insomnia_2019_GetUp

Type	Numeric (Double)
Description	CTG Insomnia 2019 Get Up

 PSMAPSTD - ICBP_MAP

Type	Numeric (Double)
Description	ICBP MAP

 PSLIPHDL - GLGC_Lipids_HDL_2013

Type	Numeric (Double)
Description	GLGC Lipids HDL 2013

 PSSLEEPD - CTG_Insomnia_2019_SleepDur

Type	Numeric (Double)
Description	CTG Insomnia 2019 Sleep Duration

 PSNEURO2 - GWAMA_WellBeing_2019_Uni_Neuroticism

Type	Numeric (Double)
Description	GWAMA Well Being 2019 Uni Neuroticism

 PSDPW1 - SSGAC_Risk_2019_DPW

Type	Numeric (Double)
Description	SSGAC Risk 2019 DPW

 PSLIPTC - GLGC_Lipids_TC_2013

Type	Numeric (Double)
Description	GLGC Lipids TC 2013

 PSHGT2 - GIANT_Height_2018

Type	Numeric (Double)
Description	GIANT Height 2018

 PSAGESMK - GSCAN_AgeSmkInt_2019

Type	Numeric (Double)
Description	GSCAN Ag Smoke Int 2019

 PSPOSAF2 - GWAMA_WellBeing_2019_PosAff

Type	Numeric (Double)
Description	GWAMA Well Being 2019 Pos Aff

 PSAFBMAL - SocioGen_AFB_2016_male

Type	Numeric (Double)
Description	SocioGen AFB 2016 male

 PSDIABT1 - DIAGRAM_Diabetes_2014

Type	Numeric (Double)
Description	DIAGRAM Diabetes 2014

 PSBMI2 - GIANT_BMI

Type	Numeric (Double)
Description	GIANT BMI

 PSNEBALL - SocioGen_NEB_2016_pooled

Type	Numeric (Double)
Description	Socio Gen NEB 2016 pooled

 PSMDD3 - PGC_MDD_2018

Type	Numeric (Double)
Description	PGC MDD 2018

 PSDS2 - SSGAC_DS_2016

Type	Numeric (Double)
Description	SSGAC DS 2016

 PSAUTISM - PGC_Autism_2017

Type	Numeric (Double)
Description	PGC Autism 2017

 PSGYM - PGC_Social_2018_Gym

Type	Numeric (Double)
Description	PGC Social 2018 Gym

 PSRELGRP - PGC_Social_2018_RelGrp

Type	Numeric (Double)
Description	PGC Social 2018 Rel Grp

PSLIPTG - GLGC_Lipids_TG_2013	
Type	Numeric (Double)
Description	GLGC Lipids TG 2013
PSINSOMN - CTG_Insomnia_2019	
Type	Numeric (Double)
Description	CTG Insomnia 2019
PSXDIS - PGC_XDIS_2013	
Type	Numeric (Double)
Description	PGC XDIS 2013
PSNEBSTD - SocioGen_NEB_2016	
Type	Numeric (Double)
Description	Socio Gen NEB 2016
PSADALL - PGC_AlcDep_2019_Full	
Type	Numeric (Double)
Description	PGC Alcohol Dependence 2019 Full
PSNEURO3 - CTG_Neuroticism_2018	
Type	Numeric (Double)
Description	CTG Neuroticism 2018
PSEVRK3 - GSCAN_EvrSmk_2019	
Type	Numeric (Double)
Description	GSCAN Ever Smoked 2019
PSINTELL - CTG_Intelligence_2018	
Type	Numeric (Double)
Description	CTG Intelligence 2018
PSDIABT2 - DIAGRAM_Diabetes_2012	
Type	Numeric (Double)
Description	DIAGRAM Diabetes 2012
PSWCSTD - GIANT_WC	
Type	Numeric (Double)

Description	GIANT WC
-------------	----------

 PSADAANR - PGC_AlcDep_2018_AA_NoRel

Type	Numeric (Double)
Description	PGC Alcohol Dependence 2018 AA No Rel

 PSMENARC - RepoGen_Menarche_2014

Type	Numeric (Double)
Description	Repo Gen Menarche 2014

 PSDBPSTD - ICBP_DBP


Type	Numeric (Double)
Description	ICBP DBP

 PSDPW2 - GSCAN_DPW_2019

Type	Numeric (Double)
Description	GSCAN DPW 2019

 PSAD2013 - IGAP_AD_2013

Type	Numeric (Double)
Description	IGAP AD 2013

 PSDOZING - CTG_Insomnia_2019_Dozing

Type	Numeric (Double)
Description	CTG Insomnia 2019 Dozing

 PSNSP - SSGAC_Risk_2019_NSP

Type	Numeric (Double)
Description	SSGAC Risk 2019 NSP

 PSEDU2 - SSGAC_EDU_2016

Type	Numeric (Double)
Description	SSGAC EDU 2016

 PSMORN - CTG_Insomnia_2019_Morning

Type	Numeric (Double)
Description	CTG Insomnia 2019 Morning

 PSSTOPSK - GSCAN_StopSmk_2019

Type	Numeric (Double)
Description	GSCAN Stop Smk 2019

 PSNAPPNG - CTG_Insomnia_2019_Napping

Type	Numeric (Double)
Description	CTG Insomnia 2019 Napping

 PSAFBSTD - SocioGen_AFB_2016

Type	Numeric (Double)
Description	Socio Gen AFB 2016

 PSLONELY - PGC_Social_2018_Lonely


Type	Numeric (Double)
Description	PGC Social 2018 Lonely

 PSPTSDEA - PGC_PTSD_2018_EA

Type	Numeric (Double)
Description	PGC PTSD 2018 EA

 PSADEA - PGC_AlcDep_2018_EA

Type	Numeric (Double)
Description	PGC Alcohol Dependence 2018 EA

 PSADEANR - PGC_AlcDep_2018_EA_NoRel

Type	Numeric (Double)
Description	PGC Alcohol Dependence 2018 EA No Rel

 PSPC1 - Principal component 1

Type	Numeric (Double)
Description	Principal Component 1

 PSPC2 - Principal component 2

Type	Numeric (Double)
Description	Principal Component 2

 PSPC3 - Principal component 3

Type	Numeric (Double)
Description	Principal Component 3

 PSPC4 - Principal component 4

Type	Numeric (Double)
Description	Principal Component 4

 PSPC5 - Principal component 5

Type	Numeric (Double)
Description	Principal Component 5

 PSPC6 - Principal component 6

Type	Numeric (Double)
Description	Principal Component 6

 PSPC7 - Principal component 7

Type	Numeric (Double)
Description	Principal Component 7

 PSPC8 - Principal component 8

Type	Numeric (Double)
Description	Principal Component 8

 PSPC9 - Principal component 9

Type	Numeric (Double)
Description	Principal Component 9

 PSPC10 - Principal component 10

Type	Numeric (Double)
Description	Principal Component 10

 PSPC11 - Principal component 11

Type	Numeric (Double)
Description	Principal Component 11

 PSPC12 - Principal component 12

Type	Numeric (Double)
Description	Principal Component 12

 PSPC13 - Principal component 13

Type	Numeric (Double)
------	------------------

Description	Principal Component 13
-------------	------------------------

 PSPC14 - Principal component 14

Type	Numeric (Double)
Description	Principal Component 14

 PSPC15 - Principal component 15

Type	Numeric (Double)
Description	Principal Component 15

 PSPC16 - Principal component 16

Type	Numeric (Double)
Description	Principal Component 16

 PSPC17 - Principal component 17

Type	Numeric (Double)
Description	Principal Component 17

 PSPC18 - Principal component 18


Type	Numeric (Double)
Description	Principal Component 18

 PSPC19 - Principal component 19

Type	Numeric (Double)
Description	Principal Component 19

 PSPC20 - Principal component 20

Type	Numeric (Double)
Description	Principal Component 20

 PSANCEST - AH genetic ancest: 0=Euro, 1=Afrcn

Type	Code
Measurement Unit	Text
Description	Add Health Genetic Ancestry
African ancestry	African ancestry
East Asian ancest	East Asian ancestry

European ancestry	European ancestry
Hispanic ancestry	Hispanic ancestry

 PSRACE - RACE-5 CATEGORIES

Type	Code
Measurement Unit	Text
Description	Race Five Categories
Asian	Asian
Hispanic	Hispanic
Nat. Am.	Native American
NHB	Non-Hispanic Black
NHW	Non-Hispanic White

Physical Instances


 Wave IV Polygenic Scores - Release 2

Title	Wave IV Polygenic Scores - Release 2
File Name	pgs2.sas7bdat
Case Quantity	9130
Variable Count	120

 FID - Family ID

Type	Text
Constraints	Maximum Length: 8
Description	Family ID

Valid	Invalid	Minimum	Maximum
9130	0	40003	99886999

 PSDS1 - SSGAC_DS_2018

Type	Numeric (Double)
Description	SSGAC DS 2018

Valid	Invalid	Minimum	Maximum	Mean	StdDev
9130	0	-4.9850097	4.1688604	-2.99E-10	0.9998356...

 PSDEP1 - GWAMA_WellBeing_2019_Dep

Type	Numeric (Double)
Description	GWAMA Well Being 2019

Valid	Invalid	Minimum	Maximum	Mean	StdDev
9130	0	-3.1617639	4.1690102	2.84E-10	0.9998356...

PSFAMPAT - CCACE_FamHist_Paternal_2018

Type	Numeric (Double)
Description	CCACE Paternal Family History 2018

Valid	Invalid	Minimum	Maximum	Mean	StdDev
9130	0	-3.5465209	4.3813314	-6.91E-10	0.9998356...

PSCPD1 - GSCAN_CPD_2019

Type	Numeric (Double)
Description	GSCAN CPD 2019

Valid	Invalid	Minimum	Maximum	Mean	StdDev
9130	0	-3.8552775	3.6859734	2.42E-10	0.9998356...

PSNEUDEP - CTG_Neuroticism_2018_Dep

Type	Numeric (Double)
Description	CTG Neuroticism 2018

Valid	Invalid	Minimum	Maximum	Mean	StdDev
9130	0	-4.6294184	3.7965479	-3.62E-10	0.9998356...

PSSPEED - SSGAC_Risk_2019_AutoSpeed

Type	Numeric (Double)
Description	SSGAC Risk 2019 Auto Speed

Valid	Invalid	Minimum	Maximum	Mean	StdDev
9130	0	-4.1139865	4.2058005	-3.18E-10	0.9998356...

PSPUBSTD - PGC_Social_2018_PubClub

Type	Numeric (Double)
Description	PGC Social 2018 Pub Club

Valid	Invalid	Minimum	Maximum	Mean	StdDev
9130	0	-3.5457807	3.5472653	-2.39E-11	0.9998356...

PSPTSDAL - PGC_PTSD_2018_Full

Type	Numeric (Double)
Description	PGC PTSD 2018 Full

Valid	Invalid	Minimum	Maximum	Mean	StdDev
9130	0	-3.4767714	3.4900408	1.55E-10	0.9998356...

PSNEBFEM - SocioGen_NEB_2016_female

Type	Numeric (Double)
Description	Socio Gen NEB 2016 Female

			Frequency
Missing	.	missing	4320

Valid	Invalid
0	4320

PSNEUWOR - CTG_Neuroticism_2018_Worry

Type	Numeric (Double)
Description	CTG Neuroticism 2018 Worry

Valid	Invalid	Minimum	Maximum	Mean	StdDev
9130	0	-4.3414798	4.1016588	1.08E-10	0.9998356...

PSCANSTD - ICC_EvrCannabis_2018

Type	Numeric (Double)
Description	ICC Ever Cannabis 2018

Valid	Invalid	Minimum	Maximum	Mean	StdDev
9130	0	-4.91399	3.4002748	3.43E-11	0.9998356...

PSADHD1 - PGC_ADHD_2010

Type	Numeric (Double)
Description	PGC ADHD 2010

Valid	Invalid	Minimum	Maximum	Mean	StdDev
9130	0	-3.8149149	3.8155453	1.4E-10	0.9998356...

PSEDU1 - SSGAC_EDU_2018

Type	Numeric (Double)
Description	SSGAC Education 2018

Valid	Invalid	Minimum	Maximum	Mean	StdDev
9130	0	-4.12958	3.5519605	-4.44E-10	0.9998356...

PSADSTD - CTG_AD_2019

Type	Numeric (Double)
Description	CTG AD 2019

Valid	Invalid	Minimum	Maximum	Mean	StdDev
9130	0	-3.7862723	3.5214665	-4.78E-10	0.9998356...

PSSBPSTD - ICBP_SBP

Type	Numeric (Double)
Description	ICBP Systolic Blood Pressure

Valid	Invalid	Minimum	Maximum	Mean	StdDev
9130	0	-4.6137195	3.4500816	-1.13E-10	0.9998356...

PSBMI1 - GIANT_BMI_2018

Type	Numeric (Double)
Description	GIANT Body Mass Index 2018

Valid	Invalid	Minimum	Maximum	Mean	StdDev
9130	0	-3.4792261	3.5613236	-2.46E-10	0.9998356...

PSFAMMAT - CCACE_FamHist_Maternal_2018

Type	Numeric (Double)
Description	CCACE Maternal Family History 2018

Valid	Invalid	Minimum	Maximum	Mean	StdDev
9130	0	-3.6136503	4.3022103	-2.51E-10	0.9998356...

PSLIFES1 - GWAMA_WellBeing_2019_Uni_LifeSat

Type	Numeric (Double)
Description	GWAMA Well Being 2019 Uni Life Sat

Valid	Invalid	Minimum	Maximum	Mean	StdDev
9130	0	-4.836504	3.6344712	1.65E-10	0.9998356...

PSHGT1 - GIANT_Height

Type	Numeric (Double)
Description	GIANT Height

Valid	Invalid	Minimum	Maximum	Mean	StdDev
9130	0	-5.9109921	4.908587	-2.62E-10	0.9998356...

PSMENO - RepoGen_Menopause_2015

Type	Numeric (Double)
Description	RepoGen Menopause 2015

Valid	Invalid	Minimum	Maximum	Mean	StdDev
9130	0	-3.7249184	4.625618	6.52E-11	0.9998356...



Type	Numeric (Double)
Description	PGC PTSD 2018 AA

Valid	Invalid	Minimum	Maximum	Mean	StdDev
1975	0	-3.3004422	4.0510135	2.2E-10	1E+0



Type	Numeric (Double)
Description	GWAMA Well Being 2019 Neuroticism

Valid	Invalid	Minimum	Maximum	Mean	StdDev
9130	0	-3.7373111	3.9288402	3.75E-10	0.9998356...



Type	Numeric (Double)
Description	PGC SCZ 2011

Valid	Invalid	Minimum	Maximum	Mean	StdDev
9130	0	-3.9256327	3.0588355	1.4E-10	0.9998356...



Type	Numeric (Double)
Description	PGC AN 2019

Valid	Invalid	Minimum	Maximum	Mean	StdDev
9130	0	-3.2067158	4.0537181	-1.41E-10	0.9998356...



Type	Numeric (Double)
Description	Cardiogram MI 2015

Valid	Invalid	Minimum	Maximum	Mean	StdDev
9130	0	-4.0625019	3.9842367	-7.5E-11	0.9998356...



Type	Numeric (Double)
Description	PGC Social 2018

Valid	Invalid	Minimum	Maximum	Mean	StdDev
9130	0	-4.5759077	3.6616619	1.3E-10	0.9998356...



Type	Numeric (Double)
------	------------------

Description	PGC Alcohol Dependence 2018 AA
-------------	--------------------------------

Valid	Invalid	Minimum	Maximum	Mean	StdDev
1975	0	-3.1933651	3.6922996	1.34E-9	0.9999999...

PSMDD1 - PGC_MDD_2019

Type	Numeric (Double)
Description	PGC MDD 2019

Valid	Invalid	Minimum	Maximum	Mean	StdDev
9130	0	-3.7714174	3.5955288	-1.02E-10	0.9998356...

PSEVRSK1 - SSGAC_Risk_2019_EvrSmk

Type	Numeric (Double)
Description	SSGAC Risk 2019 Ever Smoked

Valid	Invalid	Minimum	Maximum	Mean	StdDev
9130	0	-4.2456241	4.250042	-5.56E-10	0.9998356...

PSNEBMAL - SocioGen_NEB_2016_male

Type	Numeric (Double)
Description	Socio Gen NEB 2016 male

Valid	Invalid	Minimum	Maximum	Mean	StdDev
4320	0	-3.8954825	3.613905	-0.018094...	1.0011566...

PSAFBALL - SocioGen_AFB_2016_pooled

Type	Numeric (Double)
Description	Socio Gen AFB 2016 pooled

Valid	Invalid	Minimum	Maximum	Mean	StdDev
9130	0	-4.0401912	4.0449209	-7.57E-10	0.9998356...

PSPLASMA - CORNET_Plasma_2014

Type	Numeric (Double)
Description	CORNET Plasma 2014

Valid	Invalid	Minimum	Maximum	Mean	StdDev
9130	0	-3.5205948	3.9820714	2.07E-10	0.9998356...

PSSNORE - CTG_Insomnia_2019_Snoring

Type	Numeric (Double)
Description	CTG Insomnia 2019 Snoring

Valid	Invalid	Minimum	Maximum	Mean	StdDev

9130	0	-3.4384778	4.0726972	3.99E-10	0.9998356...
------	---	------------	-----------	----------	--------------

PSWHRSTD - GIANT_WHR

Type	Numeric (Double)
Description	GIANT WHR

Valid	Invalid	Minimum	Maximum	Mean	StdDev
9130	0	-3.7710209	3.8487623	3.34E-10	0.9998356...

PSAFBFEM - SocioGen_AFB_2016_female

Type	Numeric (Double)
Description	Socio Gen AFB 2016 Female

			Frequency
Missing	.	missing	4320

Valid	Invalid
0	4320

PSREACT - CCACE_ReAct_2018

Type	Numeric (Double)
Description	CCACE Re Act 2018

Valid	Invalid	Minimum	Maximum	Mean	StdDev
9130	0	-3.563848	4.0066504	2.12E-10	0.9998356...

PSEVRSK2 - TAG_EVRSMK_2010

Type	Numeric (Double)
Description	TAG Ever Smoke 2010

Valid	Invalid	Minimum	Maximum	Mean	StdDev
9130	0	-4.6364369	3.5767787	1.02E-10	0.9998356...

PSCPD2 - TAG_CPD_2010

Type	Numeric (Double)
Description	TAG CPD 2010

Valid	Invalid	Minimum	Maximum	Mean	StdDev
9130	0	-4.0079246	3.6852756	6.4E-10	0.9998356...

PSEXTRAV - GPC_Extraversion_2015

Type	Numeric (Double)
Description	GPC Extraversion 2015

Valid	Invalid	Minimum	Maximum	Mean	StdDev

9130	0	-3.3712635	4.5502887	9.81E-11	0.9998356...
------	---	------------	-----------	----------	--------------



Type	Numeric (Double)
Description	CCACE Cognitive Function 2018

Valid	Invalid	Minimum	Maximum	Mean	StdDev
9130	0	-3.6344156	4.4690461	-2.42E-10	0.9998356...



Type	Numeric (Double)
Description	PGC Bipolar 2011

Valid	Invalid	Minimum	Maximum	Mean	StdDev
9130	0	-4.2495799	3.5752409	2.31E-11	0.9998356...




Type	Numeric (Double)
Description	PGC ADHD 2017

Valid	Invalid	Minimum	Maximum	Mean	StdDev
9130	0	-3.8171821	3.6623023	-1.69E-10	0.9998356...



Type	Numeric (Double)
Description	GWAMA Well Being 2019 Life Sat

Valid	Invalid	Minimum	Maximum	Mean	StdDev
9130	0	-4.6599364	3.4838736	-1.85E-11	0.9998356...



Type	Numeric (Double)
Description	GWAMA Well Being 2019 Uni Pos Aff

Valid	Invalid	Minimum	Maximum	Mean	StdDev
9130	0	-4.6667666	3.7067769	1.52E-10	0.9998356...



Type	Numeric (Double)
Description	PGC ASD 2019

Valid	Invalid	Minimum	Maximum	Mean	StdDev
9130	0	-3.9475482	3.7876709	2.21E-10	0.9998356...



Type	Numeric (Double)
Description	ICBP PP

Valid	Invalid	Minimum	Maximum	Mean	StdDev
9130	0	-4.2600169	4.0984621	8.36E-10	0.9998356...

PSCADSTD - CARDIoGRAM_CAD

Type	Numeric (Double)
Description	Cardiogram Coronary Artery Disease

Valid	Invalid	Minimum	Maximum	Mean	StdDev
9130	0	-4.0588622	4.2177424	-5.1E-10	0.9998356...

PSLIPLDL - GLGC_Lipids_LDL_2013

Type	Numeric (Double)
Description	GLGC Lipids LDL 2013

Valid	Invalid	Minimum	Maximum	Mean	StdDev
9130	0	-3.7645974	3.9742572	-4.74E-10	0.9998356...

PSRISSTD - SSGAC_Risk_2019

Type	Numeric (Double)
Description	SSGAC Risk 2019

Valid	Invalid	Minimum	Maximum	Mean	StdDev
9130	0	-4.779047	3.6569428	-3.79E-10	0.9998356...

PSDEP2 - GWAMA_WellBeing_2019_Uni_Dep

Type	Numeric (Double)
Description	GWAMA Well Being 2019 Uni Dep

Valid	Invalid	Minimum	Maximum	Mean	StdDev
9130	0	-3.7881522	3.5462167	-3.58E-10	0.9998356...

PSMDD2 - PGC_MDD_2013

Type	Numeric (Double)
Description	PGC MDD 2013

Valid	Invalid	Minimum	Maximum	Mean	StdDev
9130	0	-4.1653457	4.0773187	-4.11E-10	0.9998356...

PSDEPAFF - CTG_Neuroticism_2018_DepAff

Type	Numeric (Double)
Description	CTG Neuroticism 2018 Dep Aff

Valid	Invalid	Minimum	Maximum	Mean	StdDev
9130	0	-3.539418	3.4455805	9.31E-11	0.9998356...

PSGETUP - CTG_Insomnia_2019_GetUp

Type	Numeric (Double)
Description	CTG Insomnia 2019 Get Up

Valid	Invalid	Minimum	Maximum	Mean	StdDev
9130	0	-3.8334672	4.2720833	7.39E-11	0.9998356...

PSMAPSTD - ICBP_MAP

Type	Numeric (Double)
Description	ICBP MAP

Valid	Invalid	Minimum	Maximum	Mean	StdDev
9130	0	-4.1495566	3.5804076	1.14E-10	0.9998356...

PSLIPHDL - GLGC_Lipids_HDL_2013

Type	Numeric (Double)
Description	GLGC Lipids HDL 2013

Valid	Invalid	Minimum	Maximum	Mean	StdDev
9130	0	-4.0922194	3.3492355	-2.2E-10	0.9998356...

PSSLEEPD - CTG_Insomnia_2019_SleepDur

Type	Numeric (Double)
Description	CTG Insomnia 2019 Sleep Duration

Valid	Invalid	Minimum	Maximum	Mean	StdDev
9130	0	-4.2203407	3.5599334	-3.43E-10	0.9998356...

PSNEURO2 - GWAMA_WellBeing_2019_Uni_Neuroticism

Type	Numeric (Double)
Description	GWAMA Well Being 2019 Uni Neuroticism

Valid	Invalid	Minimum	Maximum	Mean	StdDev
9130	0	-3.7327681	3.5445857	-1.97E-10	0.9998356...

PSDPW1 - SSGAC_Risk_2019_DPW

Type	Numeric (Double)
Description	SSGAC Risk 2019 DPW

Valid	Invalid	Minimum	Maximum	Mean	StdDev
9130	0	-3.5164554	4.0239253	-1.9E-10	0.9998356...

 PSLIPTC - GLGC_Lipids_TC_2013

Type	Numeric (Double)
Description	GLGC Lipids TC 2013

Valid	Invalid	Minimum	Maximum	Mean	StdDev
9130	0	-4.1933427	3.4933882	3.27E-10	0.9998356...

 PSHGT2 - GIANT_Height_2018

Type	Numeric (Double)
Description	GIANT Height 2018

Valid	Invalid	Minimum	Maximum	Mean	StdDev
9130	0	-3.6357837	4.1623054	-2.09E-10	0.9998356...

 PSAGESMK - GSCAN_AgeSmkInt_2019

Type	Numeric (Double)
Description	GSCAN Ag Smoke Int 2019

Valid	Invalid	Minimum	Maximum	Mean	StdDev
9130	0	-3.6381576	4.0452957	-5.13E-10	0.9998356...

 PSPOSAF2 - GWAMA_WellBeing_2019_PosAff

Type	Numeric (Double)
Description	GWAMA Well Being 2019 Pos Aff

Valid	Invalid	Minimum	Maximum	Mean	StdDev
9130	0	-4.2399058	3.6702073	4.14E-11	0.9998356...

 PSAFBMAL - SocioGen_AFB_2016_male

Type	Numeric (Double)
Description	SocioGen AFB 2016 male

Valid	Invalid	Minimum	Maximum	Mean	StdDev
4320	0	-3.3513598	3.4640138	0.0051976...	0.9971605...

 PSDIABT1 - DIAGRAM_Diabetes_2014

Type	Numeric (Double)
Description	DIAGRAM Diabetes 2014

Valid	Invalid	Minimum	Maximum	Mean	StdDev
9130	0	-3.8873944	4.5497956	-4.27E-10	0.9998356...

 PSBMI2 - GIANT_BMI

Type	Numeric (Double)
------	------------------

Description	GIANT BMI
-------------	-----------

Valid	Invalid	Minimum	Maximum	Mean	StdDev
9130	0	-3.9692814	3.8173399	-3.95E-10	0.9998356...

PSNEBALL - SocioGen_NEB_2016_pooled

Type	Numeric (Double)
Description	Socio Gen NEB 2016 pooled

Valid	Invalid	Minimum	Maximum	Mean	StdDev
9130	0	-3.384753	3.883477	-1.67E-10	0.9998356...

PSMDD3 - PGC_MDD_2018

Type	Numeric (Double)
Description	PGC MDD 2018

Valid	Invalid	Minimum	Maximum	Mean	StdDev
9130	0	-4.1040325	6.3544827	-1.98E-10	0.9998356...

PSDS2 - SSGAC_DS_2016

Type	Numeric (Double)
Description	SSGAC DS 2016

Valid	Invalid	Minimum	Maximum	Mean	StdDev
9130	0	-4.9850097	4.1688604	-2.99E-10	0.9998356...

PSAUTISM - PGC_Autism_2017

Type	Numeric (Double)
Description	PGC Autism 2017

Valid	Invalid	Minimum	Maximum	Mean	StdDev
9130	0	-3.550518	4.0202885	1E-10	0.9998356...

PSGYM - PGC_Social_2018_Gym

Type	Numeric (Double)
Description	PGC Social 2018 Gym

Valid	Invalid	Minimum	Maximum	Mean	StdDev
9130	0	-3.8426843	3.6101077	-2.85E-10	0.9998356...

PSRELGRP - PGC_Social_2018_RelGrp

Type	Numeric (Double)
Description	PGC Social 2018 Rel Grp

Valid	Invalid	Minimum	Maximum	Mean	StdDev

9130	0	-3.7629316	3.6146121	1.6E-10	0.9998356...
------	---	------------	-----------	---------	--------------

PSLIPTG - GLGC_Lipids_TG_2013

Type	Numeric (Double)
Description	GLGC Lipids TG 2013

Valid	Invalid	Minimum	Maximum	Mean	StdDev
9130	0	-4.5196095	3.6130593	-4.82E-11	0.9998356...

PSINSOMN - CTG_Insomnia_2019

Type	Numeric (Double)
Description	CTG Insomnia 2019

Valid	Invalid	Minimum	Maximum	Mean	StdDev
9130	0	-4.7876139	3.8824337	-2.95E-10	0.9998356...

PSXDIS - PGC_XDIS_2013

Type	Numeric (Double)
Description	PGC XDIS 2013

Valid	Invalid	Minimum	Maximum	Mean	StdDev
9130	0	-12.464667	4.8133259	4.7E-10	0.9998356...

PSNEBSTD - SocioGen_NEB_2016

Type	Numeric (Double)
Description	Socio Gen NEB 2016

Valid	Invalid	Minimum	Maximum	Mean	StdDev
9130	0	-3.384753	3.883477	-1.67E-10	0.9998356...

PSADALL - PGC_AlcDep_2019_Full

Type	Numeric (Double)
Description	PGC Alcohol Dependence 2019 Full

Valid	Invalid	Minimum	Maximum	Mean	StdDev
9130	0	-3.488867	3.7447975	4E-10	0.9998356...

PSNEURO3 - CTG_Neuroticism_2018

Type	Numeric (Double)
Description	CTG Neuroticism 2018

Valid	Invalid	Minimum	Maximum	Mean	StdDev
9130	0	-3.9936562	3.8140008	-1.77E-10	0.9998356...

PSEVRK3 - GSCAN_EvrSmk_2019

Type	Numeric (Double)
Description	GSCAN Ever Smoked 2019

Valid	Invalid	Minimum	Maximum	Mean	StdDev
9130	0	-3.3059053	4.513433	-4.1E-10	0.9998356...

PSINTELL - CTG_Intelligence_2018

Type	Numeric (Double)
Description	CTG Intelligence 2018

Valid	Invalid	Minimum	Maximum	Mean	StdDev
9130	0	-4.0671215	4.6447363	-2.17E-10	0.9998356...

PSDIABT2 - DIAGRAM_Diabetes_2012

Type	Numeric (Double)
Description	DIAGRAM Diabetes 2012

Valid	Invalid	Minimum	Maximum	Mean	StdDev
9130	0	-4.4078531	4.6811757	-1.33E-10	0.9998356...

PSWCSTD - GIANT_WC

Type	Numeric (Double)
Description	GIANT WC

Valid	Invalid	Minimum	Maximum	Mean	StdDev
9130	0	-4.3628831	3.5197206	2.69E-10	0.9998356...

PSADAANR - PGC_AlcDep_2018_AA_NoRel

Type	Numeric (Double)
Description	PGC Alcohol Dependence 2018 AA No Rel

Valid	Invalid	Minimum	Maximum	Mean	StdDev
1975	0	-3.6099329	3.2773216	9.65E-10	1E+0

PSMENARC - RepoGen_Menarche_2014

Type	Numeric (Double)
Description	Repo Gen Menarche 2014

Valid	Invalid	Minimum	Maximum	Mean	StdDev
9130	0	-3.6898525	4.2170019	-1.89E-10	0.9998356...

PSDBPSTD - ICBP_DBP

Type	Numeric (Double)
Description	ICBP DBP

Valid	Invalid	Minimum	Maximum	Mean	StdDev
9130	0	-4.4179792	3.5970147	5.93E-10	0.9998356...

PSDPW2 - GSCAN_DPW_2019

Type	Numeric (Double)
Description	GSCAN DPW 2019

Valid	Invalid	Minimum	Maximum	Mean	StdDev
9130	0	-3.8991261	3.6613426	-4.65E-10	0.9998356...

PSAD2013 - IGAP_AD_2013

Type	Numeric (Double)
Description	IGAP AD 2013

Valid	Invalid	Minimum	Maximum	Mean	StdDev
9130	0	-4.0387135	3.4905732	-2.9E-10	0.9998356...

PSDOZING - CTG_Insomnia_2019_Doizing

Type	Numeric (Double)
Description	CTG Insomnia 2019 Doizing

Valid	Invalid	Minimum	Maximum	Mean	StdDev
9130	0	-3.9420581	3.8774166	-8.48E-10	0.9998356...

PSNSP - SSGAC_Risk_2019_NSP

Type	Numeric (Double)
Description	SSGAC Risk 2019 NSP

Valid	Invalid	Minimum	Maximum	Mean	StdDev
9130	0	-4.1560645	3.6804054	3.77E-10	0.9998356...

PSEDU2 - SSGAC_EDU_2016

Type	Numeric (Double)
Description	SSGAC EDU 2016

Valid	Invalid	Minimum	Maximum	Mean	StdDev
9130	0	-3.4067049	4.2281504	-2.84E-11	0.9998356...

PSMORN - CTG_Insomnia_2019_Morning

Type	Numeric (Double)
Description	CTG Insomnia 2019 Morning

Valid	Invalid	Minimum	Maximum	Mean	StdDev
9130	0	-3.5757303	3.9667819	-1.69E-10	0.9998356...

 PSSTOPSK - GSCAN_StopSmk_2019

Type	Numeric (Double)
Description	GSCAN Stop Smk 2019

Valid	Invalid	Minimum	Maximum	Mean	StdDev
9130	0	-4.1419477	3.574147	5.76E-10	0.9998356...

 PSNAPPNG - CTG_Insomnia_2019_Napping

Type	Numeric (Double)
Description	CTG Insomnia 2019 Napping

Valid	Invalid	Minimum	Maximum	Mean	StdDev
9130	0	-4.4158549	3.4393451	1.76E-10	0.9998356...

 PSAFBSTD - SocioGen_AFB_2016

Type	Numeric (Double)
Description	Socio Gen AFB 2016

Valid	Invalid	Minimum	Maximum	Mean	StdDev
9130	0	-4.0401912	4.0449209	-7.57E-10	0.9998356...

 PSLONELY - PGC_Social_2018_Lonely

Type	Numeric (Double)
Description	PGC Social 2018 Lonely

Valid	Invalid	Minimum	Maximum	Mean	StdDev
9130	0	-4.4104271	3.8934937	1.74E-10	0.9998356...

 PSPTSDEA - PGC_PTSD_2018_EA

Type	Numeric (Double)
Description	PGC PTSD 2018 EA

			Frequency
Missing	.	missing	3399

Valid	Invalid
0	3399

 PSADEA - PGC_AlcDep_2018_EA

Type	Numeric (Double)
Description	PGC Alcohol Dependence 2018 EA

			Frequency
Missing	.	missing	3399

Valid	Invalid
0	3399

PSADEANR - PGC_AlcDep_2018_EA_NoRel

Type	Numeric (Double)
Description	PGC Alcohol Dependence 2018 EA No Rel

			Frequency
Missing	.	missing	3399

Valid	Invalid
0	3399

PSPC1 - Principal component 1

Type	Numeric (Double)
Description	Principal Component 1

Valid	Invalid	Minimum	Maximum	Mean	StdDev
9130	0	-0.75045502	0.36444101	-5.97E-7	0.0215008...

PSPC2 - Principal component 2

Type	Numeric (Double)
Description	Principal Component 2

Valid	Invalid	Minimum	Maximum	Mean	StdDev
9130	0	-0.36500499	0.768758	1.12E-6	0.0214416...

PSPC3 - Principal component 3

Type	Numeric (Double)
Description	Principal Component 3

Valid	Invalid	Minimum	Maximum	Mean	StdDev
9130	0	-0.691971	0.092295602	1.78E-6	0.0229365...

PSPC4 - Principal component 4

Type	Numeric (Double)
Description	Principal Component 4

Valid	Invalid	Minimum	Maximum	Mean	StdDev
9130	0	-0.447559	0.651012	3.96E-7	0.0212014...

PSPC5 - Principal component 5

Type	Numeric (Double)
Description	Principal Component 5

Valid	Invalid	Minimum	Maximum	Mean	StdDev
9130	0	-0.21810199	0.26438501	1.91E-6	0.0225203...

PSPC6 - Principal component 6

Type	Numeric (Double)
Description	Principal Component 6

Valid	Invalid	Minimum	Maximum	Mean	StdDev
9130	0	-0.745646	0.563923	2.51E-7	0.0211469...

PSPC7 - Principal component 7

Type	Numeric (Double)
Description	Principal Component 7

Valid	Invalid	Minimum	Maximum	Mean	StdDev
9130	0	-0.64249599	0.68146098	3.56E-7	0.0211229...

PSPC8 - Principal component 8

Type	Numeric (Double)
Description	Principal Component 8

Valid	Invalid	Minimum	Maximum	Mean	StdDev
9130	0	-0.68448198	0.51667899	-8.86E-7	0.0211420...

PSPC9 - Principal component 9

Type	Numeric (Double)
Description	Principal Component 9

Valid	Invalid	Minimum	Maximum	Mean	StdDev
9130	0	-0.85806298	0.47616899	-2.84E-6	0.0211354...

PSPC10 - Principal component 10

Type	Numeric (Double)
Description	Principal Component 10

Valid	Invalid	Minimum	Maximum	Mean	StdDev
9130	0	-0.65149802	0.820342	1.1E-7	0.0211394...

PSPC11 - Principal component 11

Type	Numeric (Double)
Description	Principal Component 11

Valid	Invalid	Minimum	Maximum	Mean	StdDev
9130	0	-0.50272	0.77649599	1.79E-6	0.0211239...

 PSPC12 - Principal component 12

Type	Numeric (Double)
Description	Principal Component 12

Valid	Invalid	Minimum	Maximum	Mean	StdDev
9130	0	-0.57504499	0.55496299	-1.36E-7	0.0211381...

 PSPC13 - Principal component 13

Type	Numeric (Double)
Description	Principal Component 13

Valid	Invalid	Minimum	Maximum	Mean	StdDev
9130	0	-0.63001299	0.62010401	-9.6E-7	0.0211112...

 PSPC14 - Principal component 14

Type	Numeric (Double)
Description	Principal Component 14

Valid	Invalid	Minimum	Maximum	Mean	StdDev
9130	0	-0.509363	0.85926503	-1.32E-6	0.0211527...

 PSPC15 - Principal component 15

Type	Numeric (Double)
Description	Principal Component 15

Valid	Invalid	Minimum	Maximum	Mean	StdDev
9130	0	-0.50296402	0.55198699	1.38E-6	0.0211551...

 PSPC16 - Principal component 16

Type	Numeric (Double)
Description	Principal Component 16

Valid	Invalid	Minimum	Maximum	Mean	StdDev
9130	0	-0.89614201	0.65704203	-1.56E-6	0.0211242...

 PSPC17 - Principal component 17

Type	Numeric (Double)
Description	Principal Component 17

Valid	Invalid	Minimum	Maximum	Mean	StdDev
9130	0	-0.49781299	0.77998	6.54E-7	0.0211197...

 PSPC18 - Principal component 18

Type	Numeric (Double)
------	------------------

Description	Principal Component 18
-------------	------------------------

Valid	Invalid	Minimum	Maximum	Mean	StdDev
9130	0	-0.88875097	0.39566001	1.01E-7	0.0211118...

PSPC19 - Principal component 19

Type	Numeric (Double)
Description	Principal Component 19

Valid	Invalid	Minimum	Maximum	Mean	StdDev
9130	0	-0.49646801	0.590159	3.09E-7	0.0211147...

PSPC20 - Principal component 20

Type	Numeric (Double)
Description	Principal Component 20

Valid	Invalid	Minimum	Maximum	Mean	StdDev
9130	0	-0.65224302	0.621315	8.3E-7	0.0211301...

PSANCEST - AH genetic ancest: 0=Euro, 1=Afrcn

Type	Code
Measurement Unit	Text
Description	Add Health Genetic Ancestry

			Frequency	% of total	% of valid
Valid	African ancestry	African ancestry	1975	21.63%	21.63%
	East Asian ancest	East Asian ancestry	437	4.79%	4.79%
	European ancestry	European ancestry	5731	62.77%	62.77%
	Hispanic ancestry	Hispanic ancestry	987	10.81%	10.81%
		Total	9,130	100%	100%

Valid	Invalid
9130	0

PSRACE - RACE-5 CATEGORIES

Type	Code
Measurement Unit	Text
Description	Race Five Categories

			Frequency	% of total	% of valid
Valid	Asian	Asian	449	4.92%	4.92%
	Hispanic	Hispanic	963	10.55%	10.55%
	Nat. Am.	Native American	22	0.24%	0.24%
	NHB	Non-Hispanic Black	1939	21.24%	21.24%
	NHW	Non-Hispanic White	5755	63.03%	63.03%
		Total	9,130	100%	100%

Valid	Invalid
9130	0