

Wave V Biomarker Data

Title

Wave V Biomarker Data

Wave V Anthropometrics

Title

Wave V Anthropometrics

Abstract

This file contains anthropometric variables constructed from the measurements taken at the Wave V home exam. The measurements include arm circumference, height, weight, and waist circumference. The file also contains BMI, as well as classification variables for BMI and waist circumference.

Variables: 13

Observations: 5,381

Variables

Wave V Anthropometrics

- [H5ARM - Q023 WHICH ARM IS MEASURED \(1=R,2=L\) -W5](#)
- [H5ARMCIR - MEASURED ARM CIRCUMFERENCE \(CM\) -W5](#)
- [H5ARMINS - FLAG: ARM CONVERTED INCHES TO CMs -W5](#)
- [H5HGT - MEASURED HEIGHT \(CM\) -W5](#)
- [H5HGTINS - FLAG: HEIGHT CONVERTED INCHES TO CMs -W5](#)
- [H5WGT - MEASURED WEIGHT \(KG\) -W5](#)
- [H5WGTLBS - FLAG: WEIGHT CONVERTED LBS TO KGs -W5](#)
- [H5BMI - BMI \(KG/M2\) -W5](#)
- [H5BMICLS - CLASSIFICATION OF BMI \(NIH\) -W5](#)
- [H5WAIST - MEASURED WAIST CIRCUMFERENCE \(CM\) -W5](#)
- [H5WSTINS - FLAG: WAIST CONVERTED INCHES TO CMs -W5](#)
- [H5WSTCLS - CLASSIFICATION OF WAIST CIRCUM \(NIH\) -W5](#)

H5ARM - Q023 WHICH ARM IS MEASURED (1=R,2=L) -W5

Type	Code
Measurement Unit	Numeric
H5ARM	Use right arm unless instructed otherwise Q023. EXAMINER: Which arm is measured?

1	right
2	left

H5ARMCIR - MEASURED ARM CIRCUMFERENCE (CM) -W5

Type	Numeric (Double)
H5ARMCIR	Q025a. EXAMINER: Enter arm circumference to nearest 0.5 cm or inch. [Note: All measurements in inches were converted to centimeters.]

H5ARMINS - FLAG: ARM CONVERTED INCHES TO CMs -W5

Type	Code
Measurement Unit	Numeric
H5ARMINS	FLAG indicating arm was measured in inches and was converted to centimeters.
0	no
1	yes

H5HGT - MEASURED HEIGHT (CM) -W5

Type	Numeric (Double)
H5HGT	Q049a. EXAMINER: Record height to the nearest 0.5 cm or inch. [Note: All measurements in inches were converted to centimeters.]

H5HGTINS - FLAG: HEIGHT CONVERTED INCHES TO CMs -W5

Type	Code
Measurement Unit	Numeric
H5HGTINS	FLAG indicating height was measured in inches and was converted to centimeters.
0	no
1	yes

H5WGT - MEASURED WEIGHT (KG) -W5

Type	Numeric (Double)
H5WGT	Q061a. EXAMINER: Enter weight to the nearest 0.1 kg or lb. [Note: All measurements in pounds were converted to kilograms.]

H5WGTLBS - FLAG: WEIGHT CONVERTED LBs TO KGs -W5

Type	Code
Measurement Unit	Numeric

H5WGTLBS	FLAG indicating weight was measured in pounds and was converted to kilograms.
0	no
1	yes

H5BMI - BMI (KG/M2) -W5

Type	Numeric (Double)
H5BMI	Body Mass Index (kg/m2)

H5BMICLS - CLASSIFICATION OF BMI (NIH) -W5

Type	Code
Measurement Unit	Numeric
H5BMICLS	Body Mass Index classification according to National Institutes of Health Clinical Guidelines on the Identification, Evaluation, and Treatment of Overweight and Obesity in Adults
1	underweight: BMI is < 18.5
2	normal: BMI is 18.5 - 24.9
3	overweight: BMI is 25 - 29.9
4	obesity stage I: BMI is 30 - 34.9
5	obesity stage II: BMI is 35 - 39.9
6	obesity stage III: BMI is >= 40

H5WAIST - MEASURED WAIST CIRCUMFERENCE (CM) -W5

Type	Numeric (Double)
H5WAIST	Q065a. EXAMINER: Enter waist circumference to the nearest 0.5 cm or inch. [Note: All measurements in inches were converted to centimeters.]

H5WSTINS - FLAG: WAIST CONVERTED INCHES TO CMs -W5

Type	Code
Measurement Unit	Numeric
H5WSTINS	FLAG indicating waist was measured in inches and was converted to centimeters.
0	no
1	yes

H5WSTCLS - CLASSIFICATION OF WAIST CIRCUM (NIH) -W5

Type	Code
Measurement Unit	Numeric
H5WSTCLS	Waist circumference classification according to National Institutes of Health Clinical Guidelines on the Identification, Evaluation, and Treatment of Overweight and Obesity in Adults
1	low risk: females <= 88 cm; males <= 102 cm
2	high risk: females > 88 cm; males > 102 cm

Logical Products

Data Layouts

Wave V Anthropometrics

Wave V Anthropometrics

H5ARM - Q023 WHICH ARM IS MEASURED (1=R,2=L) -W5

Type	Code
Measurement Unit	Numeric
H5ARM	Use right arm unless instructed otherwise Q023. EXAMINER: Which arm is measured?
1	right
2	left

H5ARMCIR - MEASURED ARM CIRCUMFERENCE (CM) -W5

Type	Numeric (Double)
H5ARMCIR	Q025a. EXAMINER: Enter arm circumference to nearest 0.5 cm or inch. [Note: All measurements in inches were converted to centimeters.]

H5ARMINS - FLAG: ARM CONVERTED INCHES TO CMs -W5

Type	Code
Measurement Unit	Numeric
H5ARMINS	FLAG indicating arm was measured in inches and was converted to centimeters.
0	no
1	yes

H5HGT - MEASURED HEIGHT (CM) -W5

Type	Numeric (Double)
------	------------------

H5HGT	Q049a. EXAMINER: Record height to the nearest 0.5 cm or inch. [Note: All measurements in inches were converted to centimeters.]
-------	--

H5HGTINS - FLAG: HEIGHT CONVERTED INCHES TO CMs -W5

Type	Code
Measurement Unit	Numeric
H5HGTINS	FLAG indicating height was measured in inches and was converted to centimeters.
0	no
1	yes

H5WGT - MEASURED WEIGHT (KG) -W5

Type	Numeric (Double)
H5WGT	Q061a. EXAMINER: Enter weight to the nearest 0.1 kg or lb. [Note: All measurements in pounds were converted to kilograms.]

H5WGTLBS - FLAG: WEIGHT CONVERTED LBs TO KGs -W5

Type	Code
Measurement Unit	Numeric
H5WGTLBS	FLAG indicating weight was measured in pounds and was converted to kilograms.
0	no
1	yes

H5BMI - BMI (KG/M2) -W5

Type	Numeric (Double)
H5BMI	Body Mass Index (kg/m ²)

H5BMICLS - CLASSIFICATION OF BMI (NIH) -W5

Type	Code
Measurement Unit	Numeric
H5BMICLS	Body Mass Index classification according to National Institutes of Health Clinical Guidelines on the Identification, Evaluation, and Treatment of Overweight and Obesity in Adults
1	underweight: BMI is < 18.5
2	normal: BMI is 18.5 - 24.9
3	overweight: BMI is 25 - 29.9

4	obesity stage I: BMI is 30 - 34.9
5	obesity stage II: BMI is 35 - 39.9
6	obesity stage III: BMI is \geq 40

 H5WAIST - MEASURED WAIST CIRCUMFERENCE (CM) -W5

Type	Numeric (Double)
H5WAIST	Q065a. EXAMINER: Enter waist circumference to the nearest 0.5 cm or inch. [Note: All measurements in inches were converted to centimeters.]

 H5WSTINS - FLAG: WAIST CONVERTED INCHES TO CMs -W5

Type	Code
Measurement Unit	Numeric
H5WSTINS	FLAG indicating waist was measured in inches and was converted to centimeters.
0	no
1	yes

 H5WSTCLS - CLASSIFICATION OF WAIST CIRCUM (NIH) -W5

Type	Code
Measurement Unit	Numeric
H5WSTCLS	Waist circumference classification according to National Institutes of Health Clinical Guidelines on the Identification, Evaluation, and Treatment of Overweight and Obesity in Adults
1	low risk: females \leq 88 cm; males \leq 102 cm
2	high risk: females $>$ 88 cm; males $>$ 102 cm

Physical Instances

 Wave V Anthropometrics

Title	Wave V Anthropometrics
File Name	banthro5.sas7bdat
Case Quantity	5381
Variable Count	12

 H5ARM - Q023 WHICH ARM IS MEASURED (1=R,2=L) -W5

Type	Code
Measurement Unit	Numeric

H5ARM	Use right arm unless instructed otherwise Q023. EXAMINER: Which arm is measured?
-------	---

			Frequency	% of total	% of valid
Valid	1	right	4876	90.62%	90.72%
	2	left	499	9.27%	9.28%
		Total	5,375	99.89%	100%
Missing	96	refused	6	0.11%	
		Total	6	0.11%	

Valid	Invalid	Minimum	Maximum
5375	6	1	2

H5ARMCIR - MEASURED ARM CIRCUMFERENCE (CM) -W5

Type	Numeric (Double)
H5ARMCIR	Q025a. EXAMINER: Enter arm circumference to nearest 0.5 cm or inch. [Note: All measurements in inches were converted to centimeters.]

			Frequency	% of total	% of valid
Missing	9996	refused	6	0.11%	
	9999	invalid data	5	0.09%	
		Total	11	0.2%	

Valid	Invalid	Minimum	Maximum	Mean	StdDev
5370	11	9.5	66	30.895027...	5.1649887...

H5ARMINS - FLAG: ARM CONVERTED INCHES TO CMs -W5

Type	Code
Measurement Unit	Numeric
H5ARMINS	FLAG indicating arm was measured in inches and was converted to centimeters.

			Frequency	% of total	% of valid
Valid	0	no	5299	98.48%	98.68%
	1	yes	71	1.32%	1.32%
		Total	5,370	99.8%	100%
Missing	.	not applicable (no arm measurement)	11	0.2%	
		Total	11	0.2%	

Valid	Invalid	Minimum	Maximum
5370	11	0	1

 H5HGT - MEASURED HEIGHT (CM) -W5

Type	Numeric (Double)
H5HGT	Q049a. EXAMINER: Record height to the nearest 0.5 cm or inch. [Note: All measurements in inches were converted to centimeters.]

			Frequency	% of total	% of valid
Missing	9994	exam stopped prior to measurement	23	0.43%	
	9996	refused	8	0.15%	
	9997	legitimate skip	1	0.02%	
	9999	invalid data	37	0.69%	
		Total	69	1.28%	

Valid	Invalid	Minimum	Maximum	Mean	StdDev
5312	69	130	204	169.92703...	9.7592945...

 H5HGTINS - FLAG: HEIGHT CONVERTED INCHES TO CMs -W5

Type	Code
Measurement Unit	Numeric
H5HGTINS	FLAG indicating height was measured in inches and was converted to centimeters.

			Frequency	% of total	% of valid
Valid	0	no	5225	97.1%	98.36%
	1	yes	87	1.62%	1.64%
	Total		5,312	98.72%	100%
Missing	.	not applicable (no height measurement)	69	1.28%	
	Total		69	1.28%	

Valid	Invalid	Minimum	Maximum
5312	69	0	1

 H5WGT - MEASURED WEIGHT (KG) -W5

Type	Numeric (Double)
H5WGT	Q061a. EXAMINER: Enter weight to the nearest 0.1 kg or lb. [Note: All measurements in pounds were converted to kilograms.]

			Frequency	% of total	% of valid
--	--	--	-----------	------------	------------

Missing	9994	exam stopped prior to measurement	23	0.43%	
	9996	refused	13	0.24%	
	9997	legitimate skip	13	0.24%	
	9999	invalid data	17	0.32%	
		Total	66	1.23%	

Valid	Invalid	Minimum	Maximum	Mean	StdDev
5315	66	38.5	200	88.711138...	24.359873...

H5WGTLBS - FLAG: WEIGHT CONVERTED LBs TO KGs -W5

Type	Code
Measurement Unit	Numeric
H5WGTLBS	FLAG indicating weight was measured in pounds and was converted to kilograms.

			Frequency	% of total	% of valid
Valid	0	no	5150	95.71%	96.9%
	1	yes	165	3.07%	3.1%
		Total	5,315	98.77%	100%
Missing	.	not applicable (no weight measurement)	66	1.23%	
		Total	66	1.23%	

Valid	Invalid	Minimum	Maximum
5315	66	0	1

H5BMI - BMI (KG/M2) -W5

Type	Numeric (Double)
H5BMI	Body Mass Index (kg/m2)

			Frequency	% of total	% of valid
Missing	9994	exam stopped prior to measurements	23	0.43%	
	9996	refused height and/or weight	15	0.28%	
	9997	legitimate skip of height and/or weight	13	0.24%	
	9999	invalid data for height and/or weight	54	1%	
		Total	105	1.95%	

Valid	Invalid	Minimum	Maximum	Mean	StdDev
5276	105	16.4	79.6	30.651478...	7.8489749...

 H5BMICLS - CLASSIFICATION OF BMI (NIH) -W5

Type	Code
Measurement Unit	Numeric
H5BMICLS	Body Mass Index classification according to National Institutes of Health Clinical Guidelines on the Identification, Evaluation, and Treatment of Overweight and Obesity in Adults

			Frequency	% of total	% of valid
Valid	1	underweight: BMI is < 18.5	39	0.72%	0.74%
	2	normal: BMI is 18.5 - 24.9	1301	24.18%	24.66%
	3	overweight: BMI is 25 - 29.9	1520	28.25%	28.81%
	4	obesity stage I: BMI is 30 - 34.9	1133	21.06%	21.47%
	5	obesity stage II: BMI is 35 - 39.9	647	12.02%	12.26%
	6	obesity stage III: BMI is >= 40	636	11.82%	12.05%
		Total	5,276	98.05%	100%
Missing	.	not applicable (no BMI measurement)	105	1.95%	
		Total	105	1.95%	

Valid	Invalid	Minimum	Maximum
5276	105	1	6

 H5WAIST - MEASURED WAIST CIRCUMFERENCE (CM) -W5

Type	Numeric (Double)
H5WAIST	Q065a. EXAMINER: Enter waist circumference to the nearest 0.5 cm or inch. [Note: All measurements in inches were converted to centimeters.]

			Frequency	% of total	% of valid
Missing	9994	exam stopped prior to measurement	23	0.43%	
	9996	refused	16	0.3%	
	9997	legitimate skip	8	0.15%	
	9999	invalid data	2	0.04%	
		Total	49	0.91%	

Valid	Invalid	Minimum	Maximum	Mean	StdDev
5332	49	47	185	97.742573...	18.969459...

 H5WSTINS - FLAG: WAIST CONVERTED INCHES TO CMs -W5

Type	Code
Measurement Unit	Numeric

H5WSTINS	FLAG indicating waist was measured in inches and was converted to centimeters.
----------	--

			Frequency	% of total	% of valid
Valid	0	no	5260	97.75%	98.65%
	1	yes	72	1.34%	1.35%
Total			5,332	99.09%	100%
Missing	.	not applicable (no waist measurement)	49	0.91%	
	Total		49	0.91%	

Valid	Invalid	Minimum	Maximum
5332	49	0	1

H5WSTCLS - CLASSIFICATION OF WAIST CIRCUM (NIH) -W5

Type	Code
Measurement Unit	Numeric
H5WSTCLS	Waist circumference classification according to National Institutes of Health Clinical Guidelines on the Identification, Evaluation, and Treatment of Overweight and Obesity in Adults

			Frequency	% of total	% of valid
Valid	1	low risk: females <= 88 cm; males <= 102 cm	2595	48.23%	48.67%
	2	high risk: females > 88 cm; males > 102 cm	2737	50.86%	51.33%
Total			5,332	99.09%	100%
Missing	.	not applicable (no waist measurement)	49	0.91%	
	Total		49	0.91%	

Valid	Invalid	Minimum	Maximum
5332	49	1	2

Wave V Cardiovascular Measures

Title

Wave V Cardiovascular Measures

Abstract

This file contains cardiovascular measures constructed from the three serial measurements of blood pressure and pulse rate collected at the Wave V Home Exam. The measures include systolic and diastolic blood pressure, pulse rate, pulse pressure and mean arterial pressure. Other variables included in the file are two classifications of blood pressure, flags based on self-reported medical history, an antihypertensive medication flag and a joint classification variable.

Variables: 31

Observations: 5,381

Variables

Wave V Cardiovascular Measures

- H5Q015 - Q015 SMOKE ANY TOBACCO PRODUCTS -W5
- H5ARM - Q023 WHICH ARM IS MEASURED (1=R,2=L) -W5
- H5ARMCIR - MEASURED ARM CIRCUMFERENCE (CM) -W5
- H5ARMINS - FLAG: ARM CONVERTED INCHES TO CMs -W5
- H5CUFFIT - FLAG: ARM CIRCUMFERENCE FIT BP CUFF -W5
- H5Q031 - Q031 SYSTOLIC BP #1 (MMHg) -W5
- H5Q032 - Q032 DIASTOLIC BP #1 (MMHg) -W5
- H5Q033 - Q033 PULSE RATE #1 (/MIN) -W5
- H5Q036 - Q036 SYSTOLIC BP #2 (MMHg) -W5
- H5Q037 - Q037 DIASTOLIC BP #2 (MMHg) -W5
- H5Q038 - Q038 PULSE RATE #2 (/MIN) -W5
- H5Q041 - Q041 SYSTOLIC BP #3 (MMHg) -W5
- H5Q042 - Q042 DIASTOLIC BP #3 (MMHg) -W5
- H5Q043 - Q043 PULSE RATE #3 (/MIN) -W5
- H5BPFLG - # BPs/PRs USED FOR SINGLE MEASURE -W5
- H5SBP - SYSTOLIC BLOOD PRESSURE (MMHg) -W5
- H5DBP - DIASTOLIC BLOOD PRESSURE (MMHg) -W5
- H5BPCLS5 - CLASS OF BLOOD PRESSURE (AHA/ACC) -W5
- H5BPCLS4 - CLASS OF BLOOD PRESSURE (JNC7) -W5
- H5PR - PULSE RATE (/MIN)-W5
- H5PP - PULSE PRESSURE (MMHg) -W5
- H5MAP - MEAN ARTERIAL PRESSURE (MMHg) -W5
- H5Q045A - Q045a EVER DX HIGH BLOOD PRESSURE -W5
- H5Q045B - Q045b EVER DX WITH DIABETES -W5
- H5Q045C - Q045c EVER DX HEART ATTACK/SURGERY -W5
- H5Q045D - Q045d EVER DX KIDNEY DISEASE/FAILURE -W5
- H5Q045E - Q045e EVER DX STROKE/CLOGGD ARTERY -W5
- H5Q045F - Q045f EVER DX HIGH CHOLESTROL/TRIG -W5
- H5AHT - FLAG: ANTIHYPERTENSIVE MEDICATION USE-W5
- H5HTENJC - HYPERTENSION JOINT CLASSIFICATION -W5

 H5Q015 - Q015 SMOKE ANY TOBACCO PRODUCTS -W5

Type	Code
Measurement Unit	Numeric
H5Q015	Q015. Do you smoke any tobacco products, like cigarettes?
0	no
1	yes

H5ARM - Q023 WHICH ARM IS MEASURED (1=R,2=L) -W5

Type	Code
Measurement Unit	Numeric
H5ARM	Use right arm unless instructed otherwise Q023. EXAMINER: Which arm is measured?
1	right
2	left

H5ARMCIR - MEASURED ARM CIRCUMFERENCE (CM) -W5

Type	Numeric (Double)
H5ARMCIR	Q025a. EXAMINER: Enter arm circumference to nearest 0.5 cm or inch. [Note: All measurements in inches were converted to centimeters.]

H5ARMINS - FLAG: ARM CONVERTED INCHES TO CMs -W5

Type	Code
Measurement Unit	Numeric
H5ARMINS	FLAG indicating arm was measured in inches and was converted to centimeters.
0	no
1	yes

H5CUFFIT - FLAG: ARM CIRCUMFERENCE FIT BP CUFF -W5

Type	Code
Measurement Unit	Numeric
H5CUFFIT	FLAG indicating arm fit the AH BP unit cuff
0	no
1	yes

H5Q031 - Q031 SYSTOLIC BP #1 (MMHg) -W5

Type	Numeric (Double)
------	------------------

H5Q031	Q031 Systolic blood pressure measure #1 (MMHg)
 H5Q032 - Q032 DIASTOLIC BP #1 (MMHg) -W5	
Type	Numeric (Double)
H5Q032	Q032 Diastolic blood pressure measure #1 (MMHg)
 H5Q033 - Q033 PULSE RATE #1 (/MIN) -W5	
Type	Numeric (Double)
H5Q033	Q033 Pulse rate measure #1 (/MIN)
 H5Q036 - Q036 SYSTOLIC BP #2 (MMHg) -W5	
Type	Numeric (Double)
H5Q036	Q036 Systolic blood pressure measure #2 (MMHg)
 H5Q037 - Q037 DIASTOLIC BP #2 (MMHg) -W5	
Type	Numeric (Double)
H5Q037	Q037 Diastolic blood pressure measure #2 (MMHg)
 H5Q038 - Q038 PULSE RATE #2 (/MIN) -W5	
Type	Numeric (Double)
H5Q038	Q038 Pulse rate measure #2 (/MIN)
 H5Q041 - Q041 SYSTOLIC BP #3 (MMHg) -W5	
Type	Numeric (Double)
H5Q041	Q041 Systolic blood pressure measure #3 (MMHg)
 H5Q042 - Q042 DIASTOLIC BP #3 (MMHg) -W5	
Type	Numeric (Double)
H5Q042	Q042 Diastolic blood pressure measure #3 (MMHg)
 H5Q043 - Q043 PULSE RATE #3 (/MIN) -W5	
Type	Numeric (Double)
H5Q043	Q043 Pulse rate measure #3 (/MIN)
 H5BPFLG - # BPs/PRs USED FOR SINGLE MEASURE -W5	
Type	Code
Measurement Unit	Numeric

H5BPFLG	Number of measures used to generate the final blood pressure and pulse variables	
1	measures 2 & 3	
2	measure 3 only	
3	measure 2 only	
4	measure 1 only	
5	no measures	

H5SBP - SYSTOLIC BLOOD PRESSURE (MMHg) -W5

Type	Numeric (Double)
H5SBP	Systolic blood pressure (MMHg) based on Q031, Q036, Q041

H5DBP - DIASTOLIC BLOOD PRESSURE (MMHg) -W5

Type	Numeric (Double)
H5DBP	Diastolic blood pressure (MMHg) based on Q032, Q037, Q042

H5BPCLS5 - CLASS OF BLOOD PRESSURE (AHA/ACC) -W5

Type	Code
Measurement Unit	Numeric
H5BPCLS5	Blood pressure classification according to the Guideline for the Prevention, Detection, Evaluation, and Management of High Blood Pressure in Adults from the American Heart Association/American College of Cardiology Task Force (AHA/ACC)
1	normal: systolic BP is < 120 and diastolic BP is < 80
2	elevated: systolic BP is 120-129 and diastolic BP is < 80
3	hypertension stage 1: systolic BP is 130-139 or diastolic BP is 80-89
4	hypertension stage 2: systolic BP is 140-180 or diastolic BP is 90-120
5	hypertension crisis: systolic BP is > 180 or diastolic BP is > 120

H5BPCLS4 - CLASS OF BLOOD PRESSURE (JNC7) -W5

Type	Code
Measurement Unit	Numeric

H5BPCLS4	Blood pressure classification according to guidelines from the Seventh Report of the Joint National Committee on Prevention Detection, Evaluation, and Treatment of High Blood Pressure (JNC7)
1	normal: systolic BP is < 120 and diastolic BP is < 80
2	pre-hypertension: systolic BP is 120-139 or diastolic BP is 80-89
3	hypertension stage 1: systolic BP is 140-159 or diastolic BP is 90-99
4	hypertension stage 2: systolic BP is >= 160 or diastolic BP is >= 100

H5PR - PULSE RATE (/MIN) -W5

Type	Numeric (Double)
H5PR	Pulse rate (/MIN) based on Q033, Q038, Q043

H5PP - PULSE PRESSURE (MMHg) -W5

Type	Numeric (Double)
H5PP	Pulse pressure (MMHg) - the difference between systolic and diastolic blood pressures

H5MAP - MEAN ARTERIAL PRESSURE (MMHg) -W5

Type	Numeric (Double)
H5MAP	Mean arterial pressure (MMHg) - which is conventionally approximated as the weighted sum of systolic and diastolic blood pressure measures

H5Q045A - Q045a EVER DX HIGH BLOOD PRESSURE -W5

Type	Code
Measurement Unit	Numeric
H5Q045A	Q045. Has a doctor, nurse or health care provider ever told you that you have ANY of the following? a. High blood pressure or hypertension (if female, when you were NOT pregnant)
0	no
1	yes

H5Q045B - Q045b EVER DX WITH DIABETES -W5

Type	Code
Measurement Unit	Numeric

H5Q045B	Q045. Has a doctor, nurse or health care provider ever told you that you have ANY of the following? b. High blood sugar or diabetes (if female, when you were NOT pregnant)
0	no
1	yes

H5Q045C - Q045c EVER DX HEART ATTACK/SURGERY -W5

Type	Code
Measurement Unit	Numeric
H5Q045C	Q045. Has a doctor, nurse or health care provider ever told you that you have ANY of the following? c. Heart attack or heart surgery for clogged coronary arteries (including bypass, angioplasty or stent)
0	no
1	yes

H5Q045D - Q045d EVER DX KIDNEY DISEASE/FAILURE -W5

Type	Code
Measurement Unit	Numeric
H5Q045D	Q045. Has a doctor, nurse or health care provider ever told you that you have ANY of the following? d. Chronic kidney disease or failure
0	no
1	yes

H5Q045E - Q045e EVER DX STROKE/CLOGGD ARTERY -W5

Type	Code
Measurement Unit	Numeric
H5Q045E	Q045. Has a doctor, nurse or health care provider ever told you that you have ANY of the following? e. Stroke, mini-stroke, or surgery for clogged neck arteries (including endarterectomy, bypass, angioplasty or stent)
0	no
1	yes

H5Q045F - Q045f EVER DX HIGH CHOLESTROL/TRIG -W5

Type	Code
------	------

Measurement Unit	Numeric
H5Q045F	Q045. Has a doctor, nurse or health care provider ever told you that you have ANY of the following? f. High cholesterol or triglycerides
0	no
1	yes

H5AHT - FLAG: ANTIHYPERTENSIVE MEDICATION USE-W5

Type	Code
Measurement Unit	Numeric
H5AHT	FLAG indicating respondent took an antihypertensive medication in the past 4 weeks
0	no
1	yes

H5HTENJC - HYPERTENSION JOINT CLASSIFICATION -W5

Type	Code
Measurement Unit	Numeric
H5HTENJC	FLAG indicating respondent has EITHER a blood pressure measure classified as hypertension stage 1 or 2 based on JNC7 (H5BPCLS4=3 or 4) OR took an antihypertensive medication in the past 4 weeks (H5AHT=1) OR has ever been diagnosed with high blood pressure or hypertension (H5Q045A=1)
0	no evidence of hypertension
1	evidence of hypertension

Logical Products

Wave V Cardiovascular Measures

Data Layouts

Wave V Cardiovascular Measures

Wave V Cardiovascular Measures

H5Q015 - Q015 SMOKE ANY TOBACCO PRODUCTS -W5

Type	Code
Measurement Unit	Numeric
H5Q015	Q015. Do you smoke any tobacco products, like cigarettes?

0	no
1	yes

 H5ARM - Q023 WHICH ARM IS MEASURED (1=R,2=L) -W5

Type	Code
Measurement Unit	Numeric
H5ARM	Use right arm unless instructed otherwise Q023. EXAMINER: Which arm is measured?
1	right
2	left

 H5ARMCIR - MEASURED ARM CIRCUMFERENCE (CM) -W5

Type	Numeric (Double)
H5ARMCIR	Q025a. EXAMINER: Enter arm circumference to nearest 0.5 cm or inch. [Note: All measurements in inches were converted to centimeters.]

 H5ARMINS - FLAG: ARM CONVERTED INCHES TO CMs -W5

Type	Code
Measurement Unit	Numeric
H5ARMINS	FLAG indicating arm was measured in inches and was converted to centimeters.
0	no
1	yes

 H5CUFFIT - FLAG: ARM CIRCUMFERENCE FIT BP CUFF -W5

Type	Code
Measurement Unit	Numeric
H5CUFFIT	FLAG indicating arm fit the AH BP unit cuff
0	no
1	yes

 H5Q031 - Q031 SYSTOLIC BP #1 (MMHg) -W5

Type	Numeric (Double)
H5Q031	Q031 Systolic blood pressure measure #1 (MMHg)

 H5Q032 - Q032 DIASTOLIC BP #1 (MMHg) -W5

Type	Numeric (Double)
------	------------------

H5Q032	Q032 Diastolic blood pressure measure #1 (MMHg)
--------	---

 H5Q033 - Q033 PULSE RATE #1 (/MIN) -W5

Type	Numeric (Double)
H5Q033	Q033 Pulse rate measure #1 (/MIN)

 H5Q036 - Q036 SYSTOLIC BP #2 (MMHg) -W5

Type	Numeric (Double)
H5Q036	Q036 Systolic blood pressure measure #2 (MMHg)

 H5Q037 - Q037 DIASTOLIC BP #2 (MMHg) -W5

Type	Numeric (Double)
H5Q037	Q037 Diastolic blood pressure measure #2 (MMHg)

 H5Q038 - Q038 PULSE RATE #2 (/MIN) -W5

Type	Numeric (Double)
H5Q038	Q038 Pulse rate measure #2 (/MIN)

 H5Q041 - Q041 SYSTOLIC BP #3 (MMHg) -W5

Type	Numeric (Double)
H5Q041	Q041 Systolic blood pressure measure #3 (MMHg)

 H5Q042 - Q042 DIASTOLIC BP #3 (MMHg) -W5

Type	Numeric (Double)
H5Q042	Q042 Diastolic blood pressure measure #3 (MMHg)

 H5Q043 - Q043 PULSE RATE #3 (/MIN) -W5

Type	Numeric (Double)
H5Q043	Q043 Pulse rate measure #3 (/MIN)

 H5BPFLG - # BPs/PRs USED FOR SINGLE MEASURE -W5

Type	Code
Measurement Unit	Numeric
H5BPFLG	Number of measures used to generate the final blood pressure and pulse variables
	1 measures 2 & 3
	2 measure 3 only
	3 measure 2 only

4	measure 1 only
5	no measures

 H5SBP - SYSTOLIC BLOOD PRESSURE (MMHg) -W5

Type	Numeric (Double)
H5SBP	Systolic blood pressure (MMHg) based on Q031, Q036, Q041

 H5DBP - DIASTOLIC BLOOD PRESSURE (MMHg) -W5

Type	Numeric (Double)
H5DBP	Diastolic blood pressure (MMHg) based on Q032, Q037, Q042

 H5BPCLS5 - CLASS OF BLOOD PRESSURE (AHA/ACC) -W5

Type	Code
Measurement Unit	Numeric
H5BPCLS5	Blood pressure classification according to the Guideline for the Prevention, Detection, Evaluation, and Management of High Blood Pressure in Adults from the American Heart Association/American College of Cardiology Task Force (AHA/ACC)
1	normal: systolic BP is < 120 and diastolic BP is < 80
2	elevated: systolic BP is 120-129 and diastolic BP is < 80
3	hypertension stage 1: systolic BP is 130-139 or diastolic BP is 80-89
4	hypertension stage 2: systolic BP is 140-180 or diastolic BP is 90-120
5	hypertension crisis: systolic BP is > 180 or diastolic BP is > 120

 H5BPCLS4 - CLASS OF BLOOD PRESSURE (JNC7) -W5

Type	Code
Measurement Unit	Numeric
H5BPCLS4	Blood pressure classification according to guidelines from the Seventh Report of the Joint National Committee on Prevention Detection, Evaluation, and Treatment of High Blood Pressure (JNC7)
1	normal: systolic BP is < 120 and diastolic BP is < 80
2	pre-hypertension: systolic BP is 120-139 or diastolic BP is 80-89

3	hypertension stage 1: systolic BP is 140-159 or diastolic BP is 90-99
4	hypertension stage 2: systolic BP is \geq 160 or diastolic BP is \geq 100

 H5PR - PULSE RATE (/MIN)-W5

Type	Numeric (Double)
H5PR	Pulse rate (/MIN) based on Q033, Q038, Q043

 H5PP - PULSE PRESSURE (MMHg) -W5

Type	Numeric (Double)
H5PP	Pulse pressure (MMHg) - the difference between systolic and diastolic blood pressures

 H5MAP - MEAN ARTERIAL PRESSURE (MMHg) -W5

Type	Numeric (Double)
H5MAP	Mean arterial pressure (MMHg) - which is conventionally approximated as the weighted sum of systolic and diastolic blood pressure measures

 H5Q045A - Q045a EVER DX HIGH BLOOD PRESSURE -W5

Type	Code
Measurement Unit	Numeric
H5Q045A	Q045. Has a doctor, nurse or health care provider ever told you that you have ANY of the following? a. High blood pressure or hypertension (if female, when you were NOT pregnant)
0	no
1	yes

 H5Q045B - Q045b EVER DX WITH DIABETES -W5

Type	Code
Measurement Unit	Numeric
H5Q045B	Q045. Has a doctor, nurse or health care provider ever told you that you have ANY of the following? b. High blood sugar or diabetes (if female, when you were NOT pregnant)
0	no
1	yes

 H5Q045C - Q045c EVER DX HEART ATTACK/SURGERY -W5

Type	Code
Measurement Unit	Numeric
H5Q045C	Q045. Has a doctor, nurse or health care provider ever told you that you have ANY of the following? c. Heart attack or heart surgery for clogged coronary arteries (including bypass, angioplasty or stent)
0	no
1	yes

 H5Q045D - Q045d EVER DX KIDNEY DISEASE/FAILURE -W5

Type	Code
Measurement Unit	Numeric
H5Q045D	Q045. Has a doctor, nurse or health care provider ever told you that you have ANY of the following? d. Chronic kidney disease or failure
0	no
1	yes

 H5Q045E - Q045e EVER DX STROKE/CLOGGD ARTERY -W5

Type	Code
Measurement Unit	Numeric
H5Q045E	Q045. Has a doctor, nurse or health care provider ever told you that you have ANY of the following? e. Stroke, mini-stroke, or surgery for clogged neck arteries (including endarterectomy, bypass, angioplasty or stent)
0	no
1	yes

 H5Q045F - Q045f EVER DX HIGH CHOLESTROL/TRIG -W5

Type	Code
Measurement Unit	Numeric
H5Q045F	Q045. Has a doctor, nurse or health care provider ever told you that you have ANY of the following? f. High cholesterol or triglycerides
0	no
1	yes

 H5AHT - FLAG: ANTIHYPERTENSIVE MEDICATION USE-W5

Type	Code
Measurement Unit	Numeric
H5AHT	FLAG indicating respondent took an antihypertensive medication in the past 4 weeks
0	no
1	yes

 H5HTENJC - HYPERTENSION JOINT CLASSIFICATION -W5

Type	Code
Measurement Unit	Numeric
H5HTENJC	FLAG indicating respondent has EITHER a blood pressure measure classified as hypertension stage 1 or 2 based on JNC7 (H5BPCL54=3 or 4) OR took an antihypertensive medication in the past 4 weeks (H5AHT=1) OR has ever been diagnosed with high blood pressure or hypertension (H5Q045A=1)
0	no evidence of hypertension
1	evidence of hypertension

Physical Instances

 Wave V Cardiovascular Measures

Title	Wave V Cardiovascular Measures
File Name	bcardio5.sas7bdat
Case Quantity	5381
Variable Count	30

 H5Q015 - Q015 SMOKE ANY TOBACCO PRODUCTS -W5

Type	Code
Measurement Unit	Numeric
H5Q015	Q015. Do you smoke any tobacco products, like cigarettes?

			Frequency	% of total	% of valid
Valid	0	no	4168	77.46%	77.46%
	1	yes	1213	22.54%	22.54%
		Total	5,381	100%	100%

Valid	Invalid	Minimum	Maximum
5381	0	0	1

 H5ARM - Q023 WHICH ARM IS MEASURED (1=R,2=L) -W5

Type	Code
Measurement Unit	Numeric
H5ARM	Use right arm unless instructed otherwise Q023. EXAMINER: Which arm is measured?

			Frequency	% of total	% of valid
Valid	1	right	4876	90.62%	90.72%
	2	left	499	9.27%	9.28%
		Total	5,375	99.89%	100%
Missing	96	refused	6	0.11%	
		Total	6	0.11%	

Valid	Invalid	Minimum	Maximum
5375	6	1	2

 H5ARMCIR - MEASURED ARM CIRCUMFERENCE (CM) -W5

Type	Numeric (Double)
H5ARMCIR	Q025a. EXAMINER: Enter arm circumference to nearest 0.5 cm or inch. [Note: All measurements in inches were converted to centimeters.]

			Frequency	% of total	% of valid
Missing	9996	refused	6	0.11%	
	9999	invalid data	5	0.09%	
		Total	11	0.2%	

Valid	Invalid	Minimum	Maximum	Mean	StdDev
5370	11	9.5	66	30.895027...	5.1649887...

 H5ARMINS - FLAG: ARM CONVERTED INCHES TO CMs -W5

Type	Code
Measurement Unit	Numeric
H5ARMINS	FLAG indicating arm was measured in inches and was converted to centimeters.

			Frequency	% of total	% of valid
Valid	0	no	5299	98.48%	98.68%
	1	yes	71	1.32%	1.32%
		Total	5,370	99.8%	100%
Missing	.	not applicable (no arm measurement)	11	0.2%	

		Total	11	0.2%	
--	--	-------	----	------	--

Valid	Invalid	Minimum	Maximum
5370	11	0	1

H5CUFFIT - FLAG: ARM CIRCUMFERENCE FIT BP CUFF -W5

Type	Code
Measurement Unit	Numeric
H5CUFFIT	FLAG indicating arm fit the AH BP unit cuff

			Frequency	% of total	% of valid
Valid	0	no	358	6.65%	6.66%
	1	yes	5017	93.24%	93.34%
Total			5,375	99.89%	100%
Missing	.	not applicable (no arm measurement)	6	0.11%	
	Total		6	0.11%	

Valid	Invalid	Minimum	Maximum
5375	6	0	1

H5Q031 - Q031 SYSTOLIC BP #1 (MMHg) -W5

Type	Numeric (Double)
H5Q031	Q031 Systolic blood pressure measure #1 (MMHg)

			Frequency	% of total	% of valid
Missing	.	no measure	221	4.11%	
	Total		221	4.11%	

Valid	Invalid	Minimum	Maximum	Mean	StdDev
5160	221	73	229	124.33585...	16.303128...

H5Q032 - Q032 DIASTOLIC BP #1 (MMHg) -W5

Type	Numeric (Double)
H5Q032	Q032 Diastolic blood pressure measure #1 (MMHg)

			Frequency	% of total	% of valid
Missing	.	no measure	221	4.11%	
	Total		221	4.11%	

Valid	Invalid	Minimum	Maximum	Mean	StdDev
5160	221	31	161	80.180038...	11.465952...

 H5Q033 - Q033 PULSE RATE #1 (/MIN) -W5

Type	Numeric (Double)
H5Q033	Q033 Pulse rate measure #1 (/MIN)

			Frequency	% of total	% of valid
Missing	.	no measure	221	4.11%	
		Total	221	4.11%	

Valid	Invalid	Minimum	Maximum	Mean	StdDev
5160	221	40	135	75.034302...	12.343212...

 H5Q036 - Q036 SYSTOLIC BP #2 (MMHg) -W5

Type	Numeric (Double)
H5Q036	Q036 Systolic blood pressure measure #2 (MMHg)

			Frequency	% of total	% of valid
Missing	.	no measure	223	4.14%	
		Total	223	4.14%	

Valid	Invalid	Minimum	Maximum	Mean	StdDev
5158	223	79	217	122.91527...	15.622783...

 H5Q037 - Q037 DIASTOLIC BP #2 (MMHg) -W5

Type	Numeric (Double)
H5Q037	Q037 Diastolic blood pressure measure #2 (MMHg)

			Frequency	% of total	% of valid
Missing	.	no measure	223	4.14%	
		Total	223	4.14%	

Valid	Invalid	Minimum	Maximum	Mean	StdDev
5158	223	45	134	79.656262...	11.148768...

 H5Q038 - Q038 PULSE RATE #2 (/MIN) -W5

Type	Numeric (Double)
H5Q038	Q038 Pulse rate measure #2 (/MIN)

			Frequency	% of total	% of valid
Missing	.	no measure	223	4.14%	
		Total	223	4.14%	

Valid	Invalid	Minimum	Maximum	Mean	StdDev
5158	223	40	164	75.137456...	12.361197...

 H5Q041 - Q041 SYSTOLIC BP #3 (MMHg) -W5

Type	Numeric (Double)
H5Q041	Q041 Systolic blood pressure measure #3 (MMHg)

			Frequency	% of total	% of valid
Missing	.	no measure	230	4.27%	
		Total	230	4.27%	

Valid	Invalid	Minimum	Maximum	Mean	StdDev
5151	230	78	213	122.19394...	15.287924...

 H5Q042 - Q042 DIASTOLIC BP #3 (MMHg) -W5

Type	Numeric (Double)
H5Q042	Q042 Diastolic blood pressure measure #3 (MMHg)

			Frequency	% of total	% of valid
Missing	.	no measure	230	4.27%	
		Total	230	4.27%	

Valid	Invalid	Minimum	Maximum	Mean	StdDev
5151	230	44	132	79.256649...	11.022366...

 H5Q043 - Q043 PULSE RATE #3 (/MIN) -W5

Type	Numeric (Double)
H5Q043	Q043 Pulse rate measure #3 (/MIN)

			Frequency	% of total	% of valid
Missing	.	no measure	230	4.27%	
		Total	230	4.27%	

Valid	Invalid	Minimum	Maximum	Mean	StdDev
5151	230	40	139	75.049893...	12.091979...

 H5BPFLG - # BPs/PRs USED FOR SINGLE MEASURE -W5

Type	Code
Measurement Unit	Numeric
H5BPFLG	Number of measures used to generate the final blood pressure and pulse variables

			Frequency	% of total	% of valid
--	--	--	-----------	------------	------------

Valid	1	measures 2 & 3	5149	95.69%	95.69%
	2	measure 3 only	2	0.04%	0.04%
	3	measure 2 only	9	0.17%	0.17%
	4	measure 1 only	4	0.07%	0.07%
	5	no measures	217	4.03%	4.03%
		Total	5,381	100%	100%

Valid	Invalid	Minimum	Maximum
5381	0	1	5

H5SBP - SYSTOLIC BLOOD PRESSURE (MMHg) -W5

Type	Numeric (Double)
H5SBP	Systolic blood pressure (MMHg) based on Q031, Q036, Q041

			Frequency	% of total	% of valid
Missing	9996	refused	8	0.15%	
	9997	legitimate skip	194	3.61%	
	9999	invalid measurements	15	0.28%	
		Total	217	4.03%	

Valid	Invalid	Minimum	Maximum	Mean	StdDev
5164	217	80.5	215	122.57174...	14.862502...

H5DBP - DIASTOLIC BLOOD PRESSURE (MMHg) -W5

Type	Numeric (Double)
H5DBP	Diastolic blood pressure (MMHg) based on Q032, Q037, Q042

			Frequency	% of total	% of valid
Missing	9996	refused	8	0.15%	
	9997	legitimate skip	194	3.61%	
	9999	invalid measurements	15	0.28%	
		Total	217	4.03%	

Valid	Invalid	Minimum	Maximum	Mean	StdDev
5164	217	45	133	79.467854...	10.741532...

H5BPCL5 - CLASS OF BLOOD PRESSURE (AHA/ACC) -W5

Type	Code
Measurement Unit	Numeric
H5BPCL5	Blood pressure classification according to the Guideline for the Prevention, Detection, Evaluation, and Management of High Blood Pressure in Adults from the American Heart Association/American College of Cardiology Task Force (AHA/ACC)

			Frequency	% of total	% of valid
Valid	1	normal: systolic BP is < 120 and diastolic BP is < 80	2036	37.84%	39.43%
	2	elevated: systolic BP is 120-129 and diastolic BP is < 80	614	11.41%	11.89%
	3	hypertension stage 1: systolic BP is 130-139 or diastolic BP is 80-89	1521	28.27%	29.45%
	4	hypertension stage 2: systolic BP is 140-180 or diastolic BP is 90-120	978	18.18%	18.94%
	5	hypertension crisis: systolic BP is > 180 or diastolic BP is > 120	15	0.28%	0.29%
		Total	5,164	95.97%	100%
Missing	.	not applicable (no BP measure)	217	4.03%	
		Total	217	4.03%	

Valid	Invalid	Minimum	Maximum
5164	217	1	5

H5BPCLS4 - CLASS OF BLOOD PRESSURE (JNC7) -W5

Type	Code
Measurement Unit	Numeric
H5BPCLS4	Blood pressure classification according to guidelines from the Seventh Report of the Joint National Committee on Prevention Detection, Evaluation, and Treatment of High Blood Pressure (JNC7)

			Frequency	% of total	% of valid
Valid	1	normal: systolic BP is < 120 and diastolic BP is < 80	2036	37.84%	39.43%
	2	pre-hypertension: systolic BP is 120-139 or diastolic BP is 80-89	2135	39.68%	41.34%
	3	hypertension stage 1: systolic BP is 140-159 or diastolic BP is 90-99	770	14.31%	14.91%
	4	hypertension stage 2: systolic BP is >= 160 or diastolic BP is >= 100	223	4.14%	4.32%
		Total	5,164	95.97%	100%
Missing	.	not applicable (no BP measure)	217	4.03%	
		Total	217	4.03%	

Valid	Invalid	Minimum	Maximum
5164	217	1	4

 H5PR - PULSE RATE (/MIN)-W5

Type	Numeric (Double)
H5PR	Pulse rate (/MIN) based on Q033, Q038, Q043

			Frequency	% of total	% of valid
Missing	9996	refused	8	0.15%	
	9997	legitimate skip	194	3.61%	
	9999	invalid measurements	15	0.28%	
Total			217	4.03%	

Valid	Invalid	Minimum	Maximum	Mean	StdDev
5164	217	40	139	75.104182...	11.910396...

 H5PP - PULSE PRESSURE (MMHg) -W5

Type	Numeric (Double)
H5PP	Pulse pressure (MMHg) - the difference between systolic and diastolic blood pressures

			Frequency	% of total	% of valid
Missing	9996	refused	8	0.15%	
	9997	legitimate skip	194	3.61%	
	9999	invalid measurements	15	0.28%	
Total			217	4.03%	

Valid	Invalid	Minimum	Maximum	Mean	StdDev
5164	217	16	95.5	43.103892...	8.5195371...

 H5MAP - MEAN ARTERIAL PRESSURE (MMHg) -W5

Type	Numeric (Double)
H5MAP	Mean arterial pressure (MMHg) - which is conventionally approximated as the weighted sum of systolic and diastolic blood pressure measures

			Frequency	% of total	% of valid
Missing	9996	refused	8	0.15%	
	9997	legitimate skip	194	3.61%	
	9999	invalid measurements	15	0.28%	
Total			217	4.03%	

Valid	Invalid	Minimum	Maximum	Mean	StdDev
5164	217	61.2	157.7	93.835941...	11.594854...

 H5Q045A - Q045a EVER DX HIGH BLOOD PRESSURE -W5

Type	Code
------	------

Measurement Unit	Numeric
H5Q045A	Q045. Has a doctor, nurse or health care provider ever told you that you have ANY of the following? a. High blood pressure or hypertension (if female, when you were NOT pregnant)

			Frequency	% of total	% of valid
Valid	0	no	4390	81.58%	81.64%
	1	yes	987	18.34%	18.36%
		Total	5,377	99.93%	100%
Missing	94	exam stopped prior to question Q045	1	0.02%	
	95	not asked of everyone	1	0.02%	
	96	refused	2	0.04%	
		Total	4	0.07%	

Valid	Invalid	Minimum	Maximum
5377	4	0	1

H5Q045B - Q045b EVER DX WITH DIABETES -W5

Type	Code
Measurement Unit	Numeric
H5Q045B	Q045. Has a doctor, nurse or health care provider ever told you that you have ANY of the following? b. High blood sugar or diabetes (if female, when you were NOT pregnant)

			Frequency	% of total	% of valid
Valid	0	no	5015	93.2%	93.27%
	1	yes	362	6.73%	6.73%
		Total	5,377	99.93%	100%
Missing	94	exam stopped prior to question Q045	1	0.02%	
	95	not asked of everyone	1	0.02%	
	96	refused	2	0.04%	
		Total	4	0.07%	

Valid	Invalid	Minimum	Maximum
5377	4	0	1

H5Q045C - Q045c EVER DX HEART ATTACK/SURGERY -W5

Type	Code
Measurement Unit	Numeric

H5Q045C	Q045. Has a doctor, nurse or health care provider ever told you that you have ANY of the following? c. Heart attack or heart surgery for clogged coronary arteries (including bypass, angioplasty or stent)
---------	--

			Frequency	% of total	% of valid
Valid	0	no	5330	99.05%	99.13%
	1	yes	47	0.87%	0.87%
	Total		5,377	99.93%	100%
Missing	94	exam stopped prior to question Q045	1	0.02%	
	95	not asked of everyone	1	0.02%	
	96	refused	2	0.04%	
	Total		4	0.07%	

Valid	Invalid	Minimum	Maximum
5377	4	0	1

H5Q045D - Q045d EVER DX KIDNEY DISEASE/FAILURE -W5

Type	Code
Measurement Unit	Numeric
H5Q045D	Q045. Has a doctor, nurse or health care provider ever told you that you have ANY of the following? d. Chronic kidney disease or failure

			Frequency	% of total	% of valid
Valid	0	no	5309	98.66%	98.74%
	1	yes	68	1.26%	1.26%
	Total		5,377	99.93%	100%
Missing	94	exam stopped prior to question Q045	1	0.02%	
	95	not asked of everyone	1	0.02%	
	96	refused	2	0.04%	
	Total		4	0.07%	

Valid	Invalid	Minimum	Maximum
5377	4	0	1

H5Q045E - Q045e EVER DX STROKE/CLOGGD ARTERY -W5

Type	Code
Measurement Unit	Numeric

H5Q045E	Q045. Has a doctor, nurse or health care provider ever told you that you have ANY of the following? e. Stroke, mini-stroke, or surgery for clogged neck arteries (including endarterectomy, bypass, angioplasty or stent)
---------	--

			Frequency	% of total	% of valid
Valid	0	no	5328	99.02%	99.09%
	1	yes	49	0.91%	0.91%
	Total		5,377	99.93%	100%
Missing	94	exam stopped prior to question Q045	1	0.02%	
	95	not asked of everyone	1	0.02%	
	96	refused	2	0.04%	
	Total		4	0.07%	

Valid	Invalid	Minimum	Maximum
5377	4	0	1

H5Q045F - Q045f EVER DX HIGH CHOLESTROL/TRIG -W5

Type	Code
Measurement Unit	Numeric
H5Q045F	Q045. Has a doctor, nurse or health care provider ever told you that you have ANY of the following? f. High cholesterol or triglycerides

			Frequency	% of total	% of valid
Valid	0	no	4626	85.97%	86.03%
	1	yes	751	13.96%	13.97%
	Total		5,377	99.93%	100%
Missing	94	exam stopped prior to question Q045	1	0.02%	
	95	not asked of everyone	1	0.02%	
	96	refused	2	0.04%	
	Total		4	0.07%	

Valid	Invalid	Minimum	Maximum
5377	4	0	1

H5AHT - FLAG: ANTIHYPERTENSIVE MEDICATION USE-W5

Type	Code
Measurement Unit	Numeric

H5AHT	FLAG indicating respondent took an antihypertensive medication in the past 4 weeks
-------	--

			Frequency	% of total	% of valid
Valid	0	no	4630	86.04%	87.91%
	1	yes	637	11.84%	12.09%
		Total	5,267	97.88%	100%
Missing	94	exam stopped prior to medication questions	23	0.43%	
	96	refused	2	0.04%	
	98	medication could not be classified	1	0.02%	
	99	respondent reported taking prescription medication(s), but specific medication(s) not reported	88	1.64%	
		Total	114	2.12%	

Valid	Invalid	Minimum	Maximum
5267	114	0	1

Type	Code
Measurement Unit	Numeric
H5HTENJC	FLAG indicating respondent has EITHER a blood pressure measure classified as hypertension stage 1 or 2 based on JNC7 (H5BPCLS4=3 or 4) OR took an antihypertensive medication in the past 4 weeks (H5AHT=1) OR has ever been diagnosed with high blood pressure or hypertension (H5Q045A=1)

			Frequency	% of total	% of valid
Valid	0	no evidence of hypertension	3759	69.86%	69.87%
	1	evidence of hypertension	1621	30.12%	30.13%
		Total	5,380	99.98%	100%
Missing	.	missing on all components of joint classification	1	0.02%	
		Total	1	0.02%	

Valid	Invalid	Minimum	Maximum
5380	1	0	1

Wave V Demographics - Home Exam

Title

Wave V Demographics - Home Exam

Abstract

This file contains various demographic variables in regards to the Wave V home exam, including the date of the home exam, number of days between the Wave V survey and the home exam, the home exam completion status, as well as the respondent's age, biological sex, pregnancy status, medication use and blood draw status.

Variables: 12

Observations: 5,381

Variables

Wave V Demographics - Home Exam

- [H5EXMON - MONTH OF HOME EXAM -W5](#)
- [H5EXYEAR - YEAR OF HOME EXAM -W5](#)
- [H5TIMESE - TIME \(DAYS\) BTWN SURVEY & HOME EXAM -W5](#)
- [H5EXCOMP - HOME EXAM COMPLETION STATUS -W5](#)
- [H5CATIFL - FLAG: CATI SURVEY ONLY RESPONDENT -W5](#)
- [H5AGE - CALCULATED AGE \(YR\) AT HOME EXAM -W5](#)
- [H5AGEQTR - CALCULATED AGE \(.25 YR\) AT HOME EXAM -W5](#)
- [H5Q011 - Q011 BIOLOGICAL SEX -W5](#)
- [H5Q012 - Q012 CURRENTLY PREGNANT -W5](#)
- [H5MEDUSE - MEDICATION USE \(Q067-Q070\) -W5](#)
- [H5BLOOD - BLOOD DRAW STATUS \(Q071\) -W5](#)

H5EXMON - MONTH OF HOME EXAM -W5

Type	Code
Measurement Unit	Numeric
H5EXMON	Q006a. EXAMINER: Specify the date of the exam visit.
1	January
2	February
3	March
4	April
5	May

6	June
7	July
8	August
9	September
10	October
11	November
12	December

 H5EXYEAR - YEAR OF HOME EXAM -W5

Type	Code
Measurement Unit	Numeric
H5EXYEAR	Q006a. EXAMINER: Specify the date of the exam visit.
2016	2016
2017	2017
2018	2018
2019	2019

 H5TIMESE - TIME (DAYS) BTWN SURVEY & HOME EXAM -W5

Type	Numeric (Double)
Description	Please note that some respondents completed the home exam before completing the entire Wave V Survey, which resulted in a negative time interval. Please see Section "2.1 Biomarker Consent & Scheduled Home Exam" for more details in any of these home exam user guides - Anthropometrics, Cardiovascular Measures or Medication Use.
H5TIMESE	Number of days between the completion of the Wave V Survey and the Wave V Home Exam

 H5EXCOMP - HOME EXAM COMPLETION STATUS -W5

Type	Code
Measurement Unit	Numeric
Description	Please note that a small number of respondents only completed a portion of the home exam, since the exam was either terminated by the respondent or terminated by the Field Examiner due to the respondent's high blood pressure.
H5EXCOMP	Completion status of the Wave V Home Exam
0	partially complete

1	complete
---	----------

H5CATIFL - FLAG: CATI SURVEY ONLY RESPONDENT -W5

Type	Code
Measurement Unit	Numeric
Description	Please note that four respondents who completed the Wave V Home Exam did not complete the main Wave V Survey, but instead completed an abbreviated follow-up telephone survey with an interviewer. These four respondents do not exist in the Wave V Survey data files and have been coded as missing on the Wave V biomarker weight.
H5CATIFL	FLAG indicating that the respondent did not complete the main Wave V Survey, but instead completed an abbreviated follow-up telephone survey with an interviewer.
0	no
1	yes

H5AGE - CALCULATED AGE (YR) AT HOME EXAM -W5

Type	Numeric (Double)
H5AGE	Age at the time of the home exam calculated in years

H5AGEQTR - CALCULATED AGE (.25 YR) AT HOME EXAM -W5

Type	Numeric (Double)
H5AGEQTR	Age at the time of the home exam calculated in quarter years

H5Q011 - Q011 BIOLOGICAL SEX -W5

Type	Code
Measurement Unit	Numeric
H5Q011	Q011. EXAMINER: Is this respondent male or female?
1	male
2	female

H5Q012 - Q012 CURRENTLY PREGNANT -W5

Type	Code
Measurement Unit	Numeric
H5Q012	Q012. Are you pregnant?
0	no
1	yes

 H5MEDUSE - MEDICATION USE (Q067-Q070) -W5

Type	Code
Measurement Unit	Numeric
H5MEDUSE	Medications used by the respondent, if any, based on responses to whether the respondent had used a prescription medication in the past 4 weeks (Q067), over-the-counter (OTC) aspirin-containing medication in the past 24 hours (Q069) or OTC anti-inflammatory medication in the past 24 hours (Q070).
0	no prescription or OTC medications used
1	used prescription medications only
2	used OTC medications only
3	used prescription and OTC medications

 H5BLOOD - BLOOD DRAW STATUS (Q071) -W5

Type	Code
Measurement Unit	Numeric
H5BLOOD	Final status of the blood draw
0	blood draw failed
1	blood draw succeeded

Logical Products

Data Layouts

 Wave V Demographics - Home Exam

Wave V Demographics - Home Exam

 H5EXMON - MONTH OF HOME EXAM -W5

Type	Code
Measurement Unit	Numeric
H5EXMON	Q006a. EXAMINER: Specify the date of the exam visit.
1	January
2	February
3	March
4	April
5	May

6	June
7	July
8	August
9	September
10	October
11	November
12	December

 H5EXYEAR - YEAR OF HOME EXAM -W5

Type	Code
Measurement Unit	Numeric
H5EXYEAR	Q006a. EXAMINER: Specify the date of the exam visit.
2016	2016
2017	2017
2018	2018
2019	2019

 H5TIMESE - TIME (DAYS) BTWN SURVEY & HOME EXAM -W5

Type	Numeric (Double)
Description	Please note that some respondents completed the home exam before completing the entire Wave V Survey, which resulted in a negative time interval. Please see Section "2.1 Biomarker Consent & Scheduled Home Exam" for more details in any of these home exam user guides - Anthropometrics, Cardiovascular Measures or Medication Use.
H5TIMESE	Number of days between the completion of the Wave V Survey and the Wave V Home Exam

 H5EXCOMP - HOME EXAM COMPLETION STATUS -W5

Type	Code
Measurement Unit	Numeric
Description	Please note that a small number of respondents only completed a portion of the home exam, since the exam was either terminated by the respondent or terminated by the Field Examiner due to the respondent's high blood pressure.
H5EXCOMP	Completion status of the Wave V Home Exam
0	partially complete

1	complete
---	----------

 H5CATIFL - FLAG: CATI SURVEY ONLY RESPONDENT -W5

Type	Code
Measurement Unit	Numeric
Description	Please note that four respondents who completed the Wave V Home Exam did not complete the main Wave V Survey, but instead completed an abbreviated follow-up telephone survey with an interviewer. These four respondents do not exist in the Wave V Survey data files and have been coded as missing on the Wave V biomarker weight.
H5CATIFL	FLAG indicating that the respondent did not complete the main Wave V Survey, but instead completed an abbreviated follow-up telephone survey with an interviewer.
0	no
1	yes

 H5AGE - CALCULATED AGE (YR) AT HOME EXAM -W5

Type	Numeric (Double)
H5AGE	Age at the time of the home exam calculated in years

 H5AGEQTR - CALCULATED AGE (.25 YR) AT HOME EXAM -W5

Type	Numeric (Double)
H5AGEQTR	Age at the time of the home exam calculated in quarter years

 H5Q011 - Q011 BIOLOGICAL SEX -W5

Type	Code
Measurement Unit	Numeric
H5Q011	Q011. EXAMINER: Is this respondent male or female?
1	male
2	female

 H5Q012 - Q012 CURRENTLY PREGNANT -W5

Type	Code
Measurement Unit	Numeric
H5Q012	Q012. Are you pregnant?
0	no
1	yes

 H5MEDUSE - MEDICATION USE (Q067-Q070) -W5

Type	Code
Measurement Unit	Numeric
H5MEDUSE	Medications used by the respondent, if any, based on responses to whether the respondent had used a prescription medication in the past 4 weeks (Q067), over-the-counter (OTC) aspirin-containing medication in the past 24 hours (Q069) or OTC anti-inflammatory medication in the past 24 hours (Q070).
0	no prescription or OTC medications used
1	used prescription medications only
2	used OTC medications only
3	used prescription and OTC medications

 H5BLOOD - BLOOD DRAW STATUS (Q071) -W5

Type	Code
Measurement Unit	Numeric
H5BLOOD	Final status of the blood draw
0	blood draw failed
1	blood draw succeeded

Physical Instances

 Wave V Demographics - Home Exam

Title	Wave V Demographics - Home Exam
File Name	bdemo5.sas7bdat
Case Quantity	5381
Variable Count	11

 H5EXMON - MONTH OF HOME EXAM -W5

Type	Code
Measurement Unit	Numeric
H5EXMON	Q006a. EXAMINER: Specify the date of the exam visit.

	Frequency	% of total	% of valid
--	-----------	------------	------------

Valid	1	January	312	5.8%	5.8%
	2	February	216	4.01%	4.01%
	3	March	227	4.22%	4.22%
	4	April	489	9.09%	9.09%
	5	May	600	11.15%	11.15%
	6	June	464	8.62%	8.62%
	7	July	593	11.02%	11.02%
	8	August	726	13.49%	13.49%
	9	September	643	11.95%	11.95%
	10	October	459	8.53%	8.53%
	11	November	329	6.11%	6.11%
	12	December	323	6%	6%
		Total	5,381	100%	100%

Valid	Invalid	Minimum	Maximum
5381	0	1	12

H5EXYEAR - YEAR OF HOME EXAM -W5

Type	Code
Measurement Unit	Numeric
H5EXYEAR	Q006a. EXAMINER: Specify the date of the exam visit.

			Frequency	% of total	% of valid
Valid	2016	2016	1310	24.34%	24.34%
	2017	2017	842	15.65%	15.65%
	2018	2018	2872	53.37%	53.37%
	2019	2019	357	6.63%	6.63%
		Total	5,381	100%	100%

Valid	Invalid	Minimum	Maximum
5381	0	2016	2019

H5TIMESE - TIME (DAYS) BTWN SURVEY & HOME EXAM -W5

Type	Numeric (Double)
Description	Please note that some respondents completed the home exam before completing the entire Wave V Survey, which resulted in a negative time interval. Please see Section "2.1 Biomarker Consent & Scheduled Home Exam" for more details in any of these home exam user guides - Anthropometrics, Cardiovascular Measures or Medication Use.
H5TIMESE	Number of days between the completion of the Wave V Survey and the Wave V Home Exam

Valid	Invalid	Minimum	Maximum	Mean	StdDev
-------	---------	---------	---------	------	--------

5381	0	-671	1077	241.51068...	217.77878...
------	---	------	------	--------------	--------------

H5EXCOMP - HOME EXAM COMPLETION STATUS -W5

Type	Code
Measurement Unit	Numeric
Description	Please note that a small number of respondents only completed a portion of the home exam, since the exam was either terminated by the respondent or terminated by the Field Examiner due to the respondent's high blood pressure.
H5EXCOMP	Completion status of the Wave V Home Exam

			Frequency	% of total	% of valid
Valid	0	partially complete	39	0.72%	0.72%
	1	complete	5342	99.28%	99.28%
Total			5,381	100%	100%

Valid	Invalid	Minimum	Maximum
5381	0	0	1

H5CATIFL - FLAG: CATI SURVEY ONLY RESPONDENT -W5

Type	Code
Measurement Unit	Numeric
Description	Please note that four respondents who completed the Wave V Home Exam did not complete the main Wave V Survey, but instead completed an abbreviated follow-up telephone survey with an interviewer. These four respondents do not exist in the Wave V Survey data files and have been coded as missing on the Wave V biomarker weight.
H5CATIFL	FLAG indicating that the respondent did not complete the main Wave V Survey, but instead completed an abbreviated follow-up telephone survey with an interviewer.

			Frequency	% of total	% of valid
Valid	0	no	5377	99.93%	99.93%
	1	yes	4	0.07%	0.07%
Total			5,381	100%	100%

Valid	Invalid	Minimum	Maximum
5381	0	0	1

H5AGE - CALCULATED AGE (YR) AT HOME EXAM -W5

Type	Numeric (Double)
H5AGE	Age at the time of the home exam calculated in years

Valid	Invalid	Minimum	Maximum	Mean	StdDev
5381	0	33	44	37.956141...	1.9371946...

H5AGEQTR - CALCULATED AGE (.25 YR) AT HOME EXAM -W5

Type	Numeric (Double)
H5AGEQTR	Age at the time of the home exam calculated in quarter years

Valid	Invalid	Minimum	Maximum	Mean	StdDev
5381	0	33	44.75	38.326983...	1.9257438...

H5Q011 - Q011 BIOLOGICAL SEX -W5

Type	Code
Measurement Unit	Numeric
H5Q011	Q011. EXAMINER: Is this respondent male or female?

			Frequency	% of total	% of valid
Valid	1	male	2132	39.62%	39.62%
	2	female	3249	60.38%	60.38%
		Total	5,381	100%	100%

Valid	Invalid	Minimum	Maximum
5381	0	1	2

H5Q012 - Q012 CURRENTLY PREGNANT -W5

Type	Code
Measurement Unit	Numeric
H5Q012	Q012. Are you pregnant?

			Frequency	% of total	% of valid
Valid	0	no	3156	58.65%	97.65%
	1	yes	76	1.41%	2.35%
		Total	3,232	60.06%	100%
Missing	97	legitimate skip	2132	39.62%	
	98	don't know	17	0.32%	
		Total	2,149	39.94%	

Valid	Invalid	Minimum	Maximum
3232	2149	0	1

H5MEDUSE - MEDICATION USE (Q067-Q070) -W5

Type	Code
Measurement Unit	Numeric

H5MEDUSE	Medications used by the respondent, if any, based on responses to whether the respondent had used a prescription medication in the past 4 weeks (Q067), over-the-counter (OTC) aspirin-containing medication in the past 24 hours (Q069) or OTC anti-inflammatory medication in the past 24 hours (Q070).
----------	---

			Frequency	% of total	% of valid
Valid	0	no prescription or OTC medications used	2028	37.69%	37.87%
	1	used prescription medications only	1940	36.05%	36.23%
	2	used OTC medications only	588	10.93%	10.98%
	3	used prescription and OTC medications	799	14.85%	14.92%
		Total	5,355	99.52%	100%
Missing	94	exam stopped prior to medication questions	23	0.43%	
	96	refused	3	0.06%	
		Total	26	0.48%	

Valid	Invalid	Minimum	Maximum
5355	26	0	3

H5BLOOD - BLOOD DRAW STATUS (Q071) -W5

Type	Code
Measurement Unit	Numeric
H5BLOOD	Final status of the blood draw

			Frequency	% of total	% of valid
Valid	0	blood draw failed	71	1.32%	1.42%
	1	blood draw succeeded	4940	91.8%	98.58%
		Total	5,011	93.12%	100%
Missing	94	exam stopped prior to blood draw	23	0.43%	
	96	refused	347	6.45%	
		Total	370	6.88%	

Valid	Invalid	Minimum	Maximum
5011	370	0	1

Wave V Glucose Homeostasis

Title

Wave V Glucose Homeostasis

Abstract

This file contains assay results of glucose and hemoglobin A1c (HbA1c) based on venous blood collected via phlebotomy at the Wave V home exam. There are classifications for fasting glucose and non-fasting glucose, as well as an HbA1C classification. Other variables included are flags based on a self-reported diabetes medical history, anti-diabetic medication use, and a diabetes joint classification variable.

Variables: 11

Observations: 5,381

Variables

Wave V Glucose Homeostasis

- [H5GLUCOS - GLUCOSE \(MG/DL\) -W5](#)
- [H5HBA1C - HEMOGLOBIN A1c \(%\) -W5](#)
- [H5FASTTM - HOURS SINCE LAST ATE -W5](#)
- [H5FASTGL - FLAG: FASTED FOR 8+ HOURS -W5](#)
- [H5CFGLU - CLASS OF FASTING GLUCOSE \(ADA\) -W5](#)
- [H5CNFGLU - CLASS OF NON-FASTING GLUCOSE \(ADA\) -W5](#)
- [H5CHBA1C - CLASSIFICATION OF HbA1c \(ADA\) -W5](#)
- [H5Q045B - Q045b EVER DX WITH DIABETES -W5](#)
- [H5C_MED - FLAG: ANTI-DIABETIC MED USE -W5](#)
- [H5DIABJC - DIABETES JOINT CLASSIFICATION -W5](#)

H5GLUCOS - GLUCOSE (MG/DL) -W5

Type	Numeric (Double)
Measurement Unit	Numeric
H5GLUCOS	Glucose assay results (mg/dl)

H5HBA1C - HEMOGLOBIN A1c (%) -W5

Type	Numeric (Double)
Measurement Unit	Numeric
H5HBA1C	HbA1c assay results (%)

H5FASTTM - HOURS SINCE LAST ATE -W5

Type	Numeric (Double)
Measurement Unit	Numeric
H5FASTTM	Number of hours since the last time the respondent ate

H5FASTGL - FLAG: FASTED FOR 8+ HOURS -W5

Type	Code
Measurement Unit	Numeric
H5FASTGL	FLAG indicating respondent fasted for eight or more hours
0	no
1	yes

H5CFGLU - CLASS OF FASTING GLUCOSE (ADA) -W5

Type	Code
Measurement Unit	Numeric
H5CFGLU	The classification of glucose concentrations among respondents who were fasting (≥ 8 hours) at the time of blood collection. It was constructed according to the 2020 American Diabetes Association clinical practice recommendations for the diagnosis and classification of diabetes.
1	Normal: glucose is < 100 mg/dl
2	Impaired Fasting Glucose (IFG)/Pre-Diabetes: glucose is 100-125 mg/dl
3	Diabetes: glucose is > 125 mg/dl
4	Non-fasting
5	Fasting status unknown

H5CNFGLU - CLASS OF NON-FASTING GLUCOSE (ADA) -W5

Type	Code
Measurement Unit	Numeric
H5CNFGLU	The classification of glucose concentrations among respondents who were non-fasting (< 8 hours) at the time of blood collection. It was constructed according to the 2020 American Diabetes Association clinical practice recommendations for the diagnosis and classification of diabetes.
1	Normal: glucose is < 200 mg/dl
2	Diabetes: glucose is ≥ 200 mg/dl
3	Fasting
4	Fasting status unknown

 H5CHBA1C - CLASSIFICATION OF HbA1c (ADA) -W5

Type	Code
Measurement Unit	Numeric
H5CHBA1C	The classification of HbA1c among respondents was constructed without regard to fasting status at the time of blood collection according to the 2020 American Diabetes Association clinical practice recommendations for the diagnosis and classification of diabetes.
1	Normal: HbA1c (%) is < 5.7
2	Pre-Diabetes: HbA1c (%) is 5.7 - 6.4
3	Diabetes: HbA1c (%) is > 6.4

 H5Q045B - Q045b EVER DX WITH DIABETES -W5

Type	Code
Measurement Unit	Numeric
H5Q045B	Has a doctor, nurse or health care provider ever told you that you have high blood sugar or diabetes (if female, when you were NOT pregnant)?
0	no
1	yes

 H5C_MED - FLAG: ANTI-DIABETIC MED USE -W5

Type	Code
Measurement Unit	Numeric
H5C_MED	FLAG indicating respondent took an anti-diabetic medication in the past 4 weeks
0	no
1	yes

 H5DIABJC - DIABETES JOINT CLASSIFICATION -W5

Type	Code
Measurement Unit	Numeric
H5DIABJC	FLAG indicating respondent has EITHER fasting glucose \geq 126 mg/dl (H5CFGLU=3) OR non-fasting glucose \geq 200 mg/dl (H5CNFGLU=2) OR HbA1c \geq 6.5% (H5CHBA1C=3) OR a self-reported history of diabetes except during pregnancy (H5Q045B=1) OR has taken an anti-diabetic medication in the past 4 weeks (H5C_MED=1)
0	no evidence of diabetes

1	evidence of diabetes
---	----------------------

Logical Products

Data Layouts

Wave V Glucose Homeostasis

Wave V Glucose Homeostasis

H5GLUCOS - GLUCOSE (MG/DL) -W5

Type	Numeric (Double)
Measurement Unit	Numeric
H5GLUCOS	Glucose assay results (mg/dl)

H5HBA1C - HEMOGLOBIN A1c (%) -W5

Type	Numeric (Double)
Measurement Unit	Numeric
H5HBA1C	HbA1c assay results (%)

H5FASTTM - HOURS SINCE LAST ATE -W5

Type	Numeric (Double)
Measurement Unit	Numeric
H5FASTTM	Number of hours since the last time the respondent ate

H5FASTGL - FLAG: FASTED FOR 8+ HOURS -W5

Type	Code
Measurement Unit	Numeric
H5FASTGL	FLAG indicating respondent fasted for eight or more hours
0	no
1	yes

H5CFGLU - CLASS OF FASTING GLUCOSE (ADA) -W5

Type	Code
Measurement Unit	Numeric
H5CFGLU	The classification of glucose concentrations among respondents who were fasting (≥ 8 hours) at the time of blood collection. It was constructed according to the 2020 American Diabetes Association clinical practice recommendations for the diagnosis and classification of diabetes.
1	Normal: glucose is < 100 mg/dl

2	Impaired Fasting Glucose (IFG)/Pre-Diabetes: glucose is 100-125 mg/dl
3	Diabetes: glucose is > 125 mg/dl
4	Non-fasting
5	Fasting status unknown

 H5CNFGLU - CLASS OF NON-FASTING GLUCOSE (ADA) -W5

Type	Code
Measurement Unit	Numeric
H5CNFGLU	The classification of glucose concentrations among respondents who were non-fasting (< 8 hours) at the time of blood collection. It was constructed according to the 2020 American Diabetes Association clinical practice recommendations for the diagnosis and classification of diabetes.
1	Normal: glucose is < 200 mg/dl
2	Diabetes: glucose is >= 200 mg/dl
3	Fasting
4	Fasting status unknown

 H5CHBA1C - CLASSIFICATION OF HbA1c (ADA) -W5

Type	Code
Measurement Unit	Numeric
H5CHBA1C	The classification of HbA1c among respondents was constructed without regard to fasting status at the time of blood collection according to the 2020 American Diabetes Association clinical practice recommendations for the diagnosis and classification of diabetes.
1	Normal: HbA1c (%) is < 5.7
2	Pre-Diabetes: HbA1c (%) is 5.7 - 6.4
3	Diabetes: HbA1c (%) is > 6.4

 H5Q045B - Q045b EVER DX WITH DIABETES -W5

Type	Code
Measurement Unit	Numeric
H5Q045B	Has a doctor, nurse or health care provider ever told you that you have high blood sugar or diabetes (if female, when you were NOT pregnant)?
0	no
1	yes

 H5C_MED - FLAG: ANTI-DIABETIC MED USE -W5

Type	Code
Measurement Unit	Numeric
H5C_MED	FLAG indicating respondent took an anti-diabetic medication in the past 4 weeks
0	no
1	yes

 H5DIABJC - DIABETES JOINT CLASSIFICATION -W5

Type	Code
Measurement Unit	Numeric
H5DIABJC	FLAG indicating respondent has EITHER fasting glucose \geq 126 mg/dl (H5CFGLU=3) OR non-fasting glucose \geq 200 mg/dl (H5CNFGLU=2) OR HbA1c \geq 6.5% (H5CHBA1C=3) OR a self-reported history of diabetes except during pregnancy (H5Q045B=1) OR has taken an anti-diabetic medication in the past 4 weeks (H5C_MED=1)
0	no evidence of diabetes
1	evidence of diabetes

Physical Instances

 Wave V Glucose Homeostasis

Title	Wave V Glucose Homeostasis
File Name	bglua1c5.sas7bdat
Case Quantity	5381
Variable Count	10

 H5GLUCOS - GLUCOSE (MG/DL) -W5

Type	Numeric (Double)
Measurement Unit	Numeric
H5GLUCOS	Glucose assay results (mg/dl)

			Frequency	% of total	% of valid
Missing	.	missing	593	11.02%	
	9999	implausible value < 40 mg/dl	5	0.09%	
Total			598	11.11%	

Valid	Invalid	Minimum	Maximum	Mean	StdDev
4783	598	41	618	95.361906...	35.726780...

 H5HBA1C - HEMOGLOBIN A1c (%) -W5

Type	Numeric (Double)
Measurement Unit	Numeric
H5HBA1C	HbA1c assay results (%)

			Frequency	% of total	% of valid
Missing	.	missing	679	12.62%	
		Total	679	12.62%	

Valid	Invalid	Minimum	Maximum	Mean	StdDev
4702	679	4.1	14	5.3720544...	0.9059269...

 H5FASTTM - HOURS SINCE LAST ATE -W5

Type	Numeric (Double)
Measurement Unit	Numeric
H5FASTTM	Number of hours since the last time the respondent ate

			Frequency	% of total	% of valid
Missing	.	not applicable (no blood draw)	370	6.88%	
	-999	implausible value < 0 hours	11	0.2%	
	999	implausible value >= 24 hours	49	0.91%	
		Total	430	7.99%	

Valid	Invalid	Minimum	Maximum	Mean	StdDev
4951	430	0	23.9	9.3817511...	5.5283044...

 H5FASTGL - FLAG: FASTED FOR 8+ HOURS -W5

Type	Code
Measurement Unit	Numeric
H5FASTGL	FLAG indicating respondent fasted for eight or more hours

			Frequency	% of total	% of valid
Valid	0	no	1790	33.27%	36.15%
	1	yes	3161	58.74%	63.85%
		Total	4,951	92.01%	100%
Missing	.	not applicable (no fasting hours)	430	7.99%	
		Total	430	7.99%	

Valid	Invalid	Minimum	Maximum
4951	430	0	1

 H5CFGLU - CLASS OF FASTING GLUCOSE (ADA) -W5

Type	Code
Measurement Unit	Numeric
H5CFGLU	The classification of glucose concentrations among respondents who were fasting (≥ 8 hours) at the time of blood collection. It was constructed according to the 2020 American Diabetes Association clinical practice recommendations for the diagnosis and classification of diabetes.

			Frequency	% of total	% of valid
Valid	1	Normal: glucose is < 100 mg/dl	2512	46.68%	52.52%
	2	Impaired Fasting Glucose (IFG)/Pre-Diabetes: glucose is 100-125 mg/dl	368	6.84%	7.69%
	3	Diabetes: glucose is > 125 mg/dl	139	2.58%	2.91%
	4	Non-fasting	1709	31.76%	35.73%
	5	Fasting status unknown	55	1.02%	1.15%
		Total	4,783	88.89%	100%
Missing	.	not applicable (no glucose result)	598	11.11%	
		Total	598	11.11%	

Valid	Invalid	Minimum	Maximum
4783	598	1	5

H5CNFGLU - CLASS OF NON-FASTING GLUCOSE (ADA) -W5

Type	Code
Measurement Unit	Numeric
H5CNFGLU	The classification of glucose concentrations among respondents who were non-fasting (< 8 hours) at the time of blood collection. It was constructed according to the 2020 American Diabetes Association clinical practice recommendations for the diagnosis and classification of diabetes.

			Frequency	% of total	% of valid
Valid	1	Normal: glucose is < 200 mg/dl	1665	30.94%	34.81%
	2	Diabetes: glucose is ≥ 200 mg/dl	44	0.82%	0.92%
	3	Fasting	3019	56.1%	63.12%
	4	Fasting status unknown	55	1.02%	1.15%
		Total	4,783	88.89%	100%
Missing	.	not applicable (no glucose result)	598	11.11%	
		Total	598	11.11%	

Valid	Invalid	Minimum	Maximum

4783	598	1	4
------	-----	---	---

H5CHBA1C - CLASSIFICATION OF HbA1c (ADA) -W5

Type	Code
Measurement Unit	Numeric
H5CHBA1C	The classification of HbA1c among respondents was constructed without regard to fasting status at the time of blood collection according to the 2020 American Diabetes Association clinical practice recommendations for the diagnosis and classification of diabetes.

			Frequency	% of total	% of valid
Valid	1	Normal: HbA1c (%) is < 5.7	4112	76.42%	87.45%
	2	Pre-Diabetes: HbA1c (%) is 5.7 - 6.4	376	6.99%	8%
	3	Diabetes: HbA1c (%) is > 6.4	214	3.98%	4.55%
		Total	4,702	87.38%	100%
Missing	.	not applicable (no HbA1c result)	679	12.62%	
		Total	679	12.62%	

Valid	Invalid	Minimum	Maximum
4702	679	1	3

H5Q045B - Q045b EVER DX WITH DIABETES -W5

Type	Code
Measurement Unit	Numeric
H5Q045B	Has a doctor, nurse or health care provider ever told you that you have high blood sugar or diabetes (if female, when you were NOT pregnant)?

			Frequency	% of total	% of valid
Valid	0	no	5015	93.2%	93.27%
	1	yes	362	6.73%	6.73%
		Total	5,377	99.93%	100%
Missing	94	exam stopped prior to question Q045	1	0.02%	
	95	not asked of everyone	1	0.02%	
	96	refused	2	0.04%	
		Total	4	0.07%	

Valid	Invalid	Minimum	Maximum
5377	4	0	1

H5C_MED - FLAG: ANTI-DIABETIC MED USE -W5

Type	Code
------	------

Measurement Unit	Numeric
H5C_MED	FLAG indicating respondent took an anti-diabetic medication in the past 4 weeks

			Frequency	% of total	% of valid
Valid	0	no	5014	93.18%	95.21%
	1	yes	252	4.68%	4.79%
	Total		5,266	97.86%	100%
Missing	94	exam stopped prior to the medication questions	23	0.43%	
	96	refused	3	0.06%	
	98	medication could not be classified	1	0.02%	
	99	respondent reported taking prescription medication(s), but specific medication(s) not reported	88	1.64%	
Total		115	2.14%		

Valid	Invalid	Minimum	Maximum
5266	115	0	1

H5DIABJC - DIABETES JOINT CLASSIFICATION -W5

Type	Code
Measurement Unit	Numeric
H5DIABJC	FLAG indicating respondent has EITHER fasting glucose \geq 126 mg/dl (H5CFGLU=3) OR non-fasting glucose \geq 200 mg/dl (H5CNFGLU=2) OR HbA1c \geq 6.5% (H5CHBA1C=3) OR a self-reported history of diabetes except during pregnancy (H5Q045B=1) OR has taken an anti-diabetic medication in the past 4 weeks (H5C_MED=1)

			Frequency	% of total	% of valid
Valid	0	no evidence of diabetes	4911	91.27%	91.32%
	1	evidence of diabetes	467	8.68%	8.68%
	Total		5,378	99.94%	100%
Missing	.	missing on all components of joint classification	3	0.06%	
Total		3	0.06%		

Valid	Invalid	Minimum	Maximum
5378	3	0	1

Wave V Inflammation & Immune Function

Title

Wave V Inflammation & Immune Function

Abstract

This file contains constructed measures designed to facilitate analysis and interpretation of inflammation and immune function based on venous blood collected via phlebotomy at the Wave V home exam. In addition to the assay results for high sensitivity C-reactive protein (hsCRP), there is an AHA/CDC classification, counts of subclinical symptoms and common infectious or inflammatory diseases, and various anti-inflammatory medication use flags.

Variables: 26

Observations: 5,381

Variables

Wave V Inflammation & Immune Function

- H5CRP - HS C-REACTIVE PROTEIN (hsCRP, MG/L) -W5
- H5CCRP - CLASSIFICATION OF hsCRP (AHA/CDC) -W5
- H5INFECT - Q013 COUNT INFECT/INFLAMM DIS (4 WKS)-W5
- H5Q013A - Q013a GUM DISEASE/TOOTH LOSS (4 WKS) -W5
- H5Q013B - Q013b ACTIVE INFECTION (4 WKS) -W5
- H5Q013C - Q013c INJURY (4 WKS) -W5
- H5Q013D - Q013d ACUTE ILLNESS (4 WKS) -W5
- H5Q013E - Q013e SURGERY (4 WKS) -W5
- H5Q013F - Q013f ACTIVE SEASONAL ALLERGY (4 WKS) -W5
- H5SUBCLN - Q014 COUNT SUBCLINICAL SYMP (2 WKS) -W5
- H5Q014A - Q014a COLD/FLU-LIKE SYMPTOMS (2 WKS) -W5
- H5Q014B - Q014b FEVER (2 WKS) -W5
- H5Q014C - Q014c NIGHT SWEATS (2 WKS) -W5
- H5Q014D - Q014d NAUSEA/VOMIT/DIARRHEA (2 WKS)-W5
- H5Q014E - Q014e BLOOD STOOL/FECES/URINE (2 WKS) -W5
- H5Q014F - Q014f FREQUENT URINATION (2 WKS) -W5
- H5Q014G - Q014g SKIN RASH/ABSCESS (2 WKS) -W5
- H5CRP1 - FLAG: NSAID/SALICY (24 HR) MED USE -W5
- H5CRP2 - FLAG: NSAID/SALICY (4 WKS) MED USE -W5
- H5CRP3 - FLAG: COX-2 INHIBITORS MED USE -W5
- H5CRP4 - FLAG: INHALED CORTICOSTER MED USE -W5
- H5CRP5 - FLAG: CORTICOTROP/GLUCOCOR MED USE -W5
- H5CRP6 - FLAG: ANTI-RHEUMTC/ANTI-PSOR MED USE -W5

- H5CRP7 - FLAG: IMMUNOSUPPRESSIVE MED USE -W5
- H5CRP8 - FLAG: ANY ANTI-INFLAMMATORY MED USE -W5

 H5CRP - HS C-REACTIVE PROTEIN (hsCRP, MG/L) -W5

Type	Numeric (Double)
Measurement Unit	Numeric
H5CRP	High Sensitivity C-Reactive Protein (hsCRP) assay results (mg/L).

 H5CCRP - CLASSIFICATION OF hsCRP (AHA/CDC) -W5

Type	Code
Measurement Unit	Numeric
H5CCRP	The classification of hsCRP concentrations among respondents without regard to fasting status, in accordance with the American Heart Association/Centers for Disease Control (AHA/CDC) clinical and public health practice recommendations regarding markers of inflammation and cardiovascular disease.
1	Low: CRP is < 1 mg/L
2	Average: CRP is 1-3 mg/L
3	High: CRP is > 3 mg/L

 H5INFECT - Q013 COUNT INFECT/INFLAMM DIS (4 WKS)-W5

Type	Code
Measurement Unit	Numeric
H5INFECT	The count and categorization of the infectious and inflammatory diseases from the past FOUR weeks reported in Q013a -Q013f.
0	0
1	1
2	2
3	3 or more

 H5Q013A - Q013a GUM DISEASE/TOOTH LOSS (4 WKS) -W5

Type	Code
Measurement Unit	Numeric
H5Q013A	Q013. In the last FOUR weeks, have you had any of the following? a. Gum disease (gingivitis; periodontal disease) or tooth loss because of cavities
0	no

1	yes
---	-----

H5Q013B - Q013b ACTIVE INFECTION (4 WKS) -W5

Type	Code
Measurement Unit	Numeric
H5Q013B	Q013. In the last FOUR weeks, have you had any of the following? b. Active infection
0	no
1	yes

H5Q013C - Q013c INJURY (4 WKS) -W5

Type	Code
Measurement Unit	Numeric
H5Q013C	Q013. In the last FOUR weeks, have you had any of the following? c. Injury
0	no
1	yes

H5Q013D - Q013d ACUTE ILLNESS (4 WKS) -W5

Type	Code
Measurement Unit	Numeric
H5Q013D	Q013. In the last FOUR weeks, have you had any of the following? d. Acute illness
0	no
1	yes

H5Q013E - Q013e SURGERY (4 WKS) -W5

Type	Code
Measurement Unit	Numeric
H5Q013E	Q013. In the last FOUR weeks, have you had any of the following? e. Surgery
0	no
1	yes

H5Q013F - Q013f ACTIVE SEASONAL ALLERGY (4 WKS) -W5

Type	Code
------	------

Measurement Unit	Numeric
H5Q013F	Q013. In the last FOUR weeks, have you had any of the following? f. Active seasonal allergies (e.g., hay fever)
0	no
1	yes

H5SUBCLN - Q014 COUNT SUBCLINICAL SYMP (2 WKS) -W5

Type	Code
Measurement Unit	Numeric
H5SUBCLN	The count and categorization of the common subclinical symptoms reported from the past TWO weeks in Q014a - Q014g.
0	0
1	1
2	2
3	3 or more

H5Q014A - Q014a COLD/FLU-LIKE SYMPTOMS (2 WKS) -W5

Type	Code
Measurement Unit	Numeric
H5Q014A	Q014. In the last TWO weeks, have you had any of the following? a. Cold or Flu-like symptoms such as sore throat, runny nose, or cough
0	no
1	yes

H5Q014B - Q014b FEVER (2 WKS) -W5

Type	Code
Measurement Unit	Numeric
H5Q014B	Q014. In the last TWO weeks, have you had any of the following? b. Fever
0	no
1	yes

H5Q014C - Q014c NIGHT SWEATS (2 WKS) -W5

Type	Code
Measurement Unit	Numeric

H5Q014C	Q014. In the last TWO weeks, have you had any of the following? c. Night sweats
0	no
1	yes

H5Q014D - Q014d NAUSEA/VOMIT/DIARRHEA (2 WKS)-W5

Type	Code
Measurement Unit	Numeric
H5Q014D	Q014. In the last TWO weeks, have you had any of the following? d. Nausea or vomiting or diarrhea
0	no
1	yes

H5Q014E - Q014e BLOOD STOOL/FECES/URINE (2 WKS) -W5

Type	Code
Measurement Unit	Numeric
H5Q014E	Q014. In the last TWO weeks, have you had any of the following? e. Blood in stool or feces or in urine
0	no
1	yes

H5Q014F - Q014f FREQUENT URINATION (2 WKS) -W5

Type	Code
Measurement Unit	Numeric
H5Q014F	Q014. In the last TWO weeks, have you had any of the following? f. Frequent urination
0	no
1	yes

H5Q014G - Q014g SKIN RASH/ABSCESS (2 WKS) -W5

Type	Code
Measurement Unit	Numeric
H5Q014G	Q014. In the last TWO weeks, have you had any of the following? g. Skin rash or abscess
0	no
1	yes

 H5CRP1 - FLAG: NSAID/SALICY (24 HR) MED USE -W5

Type	Code
Measurement Unit	Numeric
H5CRP1	FLAG indicating the respondent took an NSAID or Salicylate medication in the past 24 hours.
0	no
1	yes

 H5CRP2 - FLAG: NSAID/SALICY (4 WKS) MED USE -W5

Type	Code
Measurement Unit	Numeric
H5CRP2	FLAG indicating the respondent took an NSAID or Salicylate medication in the past 4 weeks.
0	no
1	yes

 H5CRP3 - FLAG: COX-2 INHIBITORS MED USE -W5

Type	Code
Measurement Unit	Numeric
H5CRP3	FLAG indicating the respondent took COX-2 inhibitors in the past 4 weeks
0	no
1	yes

 H5CRP4 - FLAG: INHALED CORTICOSTER MED USE -W5

Type	Code
Measurement Unit	Numeric
H5CRP4	FLAG indicating the respondent took inhaled corticosteroids in the past 4 weeks
0	no
1	yes

 H5CRP5 - FLAG: CORTICOTROP/GLUCOCOR MED USE -W5

Type	Code
Measurement Unit	Numeric
H5CRP5	FLAG indicating the respondent took corticotropins or glucocorticoids in the past 4 weeks.

0	no
1	yes

 H5CRP6 - FLAG: ANTI-RHEUMTC/ANTI-PSOR MED USE -W5

Type	Code
Measurement Unit	Numeric
H5CRP6	FLAG indicating the respondent took anti-rheumatics or anti-psoriatics in the past 4 weeks.
0	no
1	yes

 H5CRP7 - FLAG: IMMUNOSUPPRESSIVE MED USE -W5

Type	Code
Measurement Unit	Numeric
H5CRP7	FLAG indicating the respondent took immunosuppressive agents or immunosuppressive monoclonal antibodies in the past 4 weeks.
0	no
1	yes

 H5CRP8 - FLAG: ANY ANTI-INFLAMMATORY MED USE -W5

Type	Code
Measurement Unit	Numeric
H5CRP8	FLAG indicating the respondent took any anti-inflammatory medication in the past 4 weeks.
0	no
1	yes

Logical Products

Data Layouts

 Wave V Inflammation & Immune Function

Wave V Inflammation & Immune Function

 H5CRP - HS C-REACTIVE PROTEIN (hsCRP, MG/L) -W5

Type	Numeric (Double)
Measurement Unit	Numeric
H5CRP	High Sensitivity C-Reactive Protein (hsCRP) assay results (mg/L).

 H5CCRP - CLASSIFICATION OF hsCRP (AHA/CDC) -W5

Type	Code
Measurement Unit	Numeric
H5CCRP	The classification of hsCRP concentrations among respondents without regard to fasting status, in accordance with the American Heart Association/Centers for Disease Control (AHA/CDC) clinical and public health practice recommendations regarding markers of inflammation and cardiovascular disease.
1	Low: CRP is < 1 mg/L
2	Average: CRP is 1-3 mg/L
3	High: CRP is > 3 mg/L

 H5INFECT - Q013 COUNT INFECT/INFLAMM DIS (4 WKS)-W5

Type	Code
Measurement Unit	Numeric
H5INFECT	The count and categorization of the infectious and inflammatory diseases from the past FOUR weeks reported in Q013a -Q013f.
0	0
1	1
2	2
3	3 or more


 H5Q013A - Q013a GUM DISEASE/TOOTH LOSS (4 WKS) -W5

Type	Code
Measurement Unit	Numeric
H5Q013A	Q013. In the last FOUR weeks, have you had any of the following? a. Gum disease (gingivitis; periodontal disease) or tooth loss because of cavities
0	no
1	yes

 H5Q013B - Q013b ACTIVE INFECTION (4 WKS) -W5

Type	Code
Measurement Unit	Numeric
H5Q013B	Q013. In the last FOUR weeks, have you had any of the following? b. Active infection

0	no
1	yes

 H5Q013C - Q013c INJURY (4 WKS) -W5

Type	Code
Measurement Unit	Numeric
H5Q013C	Q013. In the last FOUR weeks, have you had any of the following? c. Injury
0	no
1	yes

 H5Q013D - Q013d ACUTE ILLNESS (4 WKS) -W5

Type	Code
Measurement Unit	Numeric
H5Q013D	Q013. In the last FOUR weeks, have you had any of the following? d. Acute illness
0	no
1	yes

 H5Q013E - Q013e SURGERY (4 WKS) -W5

Type	Code
Measurement Unit	Numeric
H5Q013E	Q013. In the last FOUR weeks, have you had any of the following? e. Surgery
0	no
1	yes

 H5Q013F - Q013f ACTIVE SEASONAL ALLERGY (4 WKS) -W5

Type	Code
Measurement Unit	Numeric
H5Q013F	Q013. In the last FOUR weeks, have you had any of the following? f. Active seasonal allergies (e.g., hay fever)
0	no
1	yes

 H5SUBCLN - Q014 COUNT SUBCLINICAL SYMP (2 WKS) -W5

Type	Code
Measurement Unit	Numeric
H5SUBCLN	The count and categorization of the common subclinical symptoms reported from the past TWO weeks in Q014a - Q014g.
0	0
1	1
2	2
3	3 or more

 H5Q014A - Q014a COLD/FLU-LIKE SYMPTOMS (2 WKS) -W5

Type	Code
Measurement Unit	Numeric
H5Q014A	Q014. In the last TWO weeks, have you had any of the following? a. Cold or Flu-like symptoms such as sore throat, runny nose, or cough
0	no
1	yes

 H5Q014B - Q014b FEVER (2 WKS) -W5

Type	Code
Measurement Unit	Numeric
H5Q014B	Q014. In the last TWO weeks, have you had any of the following? b. Fever
0	no
1	yes

 H5Q014C - Q014c NIGHT SWEATS (2 WKS) -W5

Type	Code
Measurement Unit	Numeric
H5Q014C	Q014. In the last TWO weeks, have you had any of the following? c. Night sweats
0	no
1	yes

 H5Q014D - Q014d NAUSEA/VOMIT/DIARRHEA (2 WKS)-W5

Type	Code
Measurement Unit	Numeric

H5Q014D	Q014. In the last TWO weeks, have you had any of the following? d. Nausea or vomiting or diarrhea
0	no
1	yes

 H5Q014E - Q014e BLOOD STOOL/FECES/URINE (2 WKS) -W5

Type	Code
Measurement Unit	Numeric
H5Q014E	Q014. In the last TWO weeks, have you had any of the following? e. Blood in stool or feces or in urine
0	no
1	yes

 H5Q014F - Q014f FREQUENT URINATION (2 WKS) -W5

Type	Code
Measurement Unit	Numeric
H5Q014F	Q014. In the last TWO weeks, have you had any of the following? f. Frequent urination
0	no
1	yes

 H5Q014G - Q014g SKIN RASH/ABSCESS (2 WKS) -W5

Type	Code
Measurement Unit	Numeric
H5Q014G	Q014. In the last TWO weeks, have you had any of the following? g. Skin rash or abscess
0	no
1	yes

 H5CRP1 - FLAG: NSAID/SALICY (24 HR) MED USE -W5

Type	Code
Measurement Unit	Numeric
H5CRP1	FLAG indicating the respondent took an NSAID or Salicylate medication in the past 24 hours.
0	no
1	yes

 H5CRP2 - FLAG: NSAID/SALICY (4 WKS) MED USE -W5

Type	Code
Measurement Unit	Numeric
H5CRP2	FLAG indicating the respondent took an NSAID or Salicylate medication in the past 4 weeks.
0	no
1	yes

 H5CRP3 - FLAG: COX-2 INHIBITORS MED USE -W5

Type	Code
Measurement Unit	Numeric
H5CRP3	FLAG indicating the respondent took COX-2 inhibitors in the past 4 weeks
0	no
1	yes

 H5CRP4 - FLAG: INHALED CORTICOSTER MED USE -W5

Type	Code
Measurement Unit	Numeric
H5CRP4	FLAG indicating the respondent took inhaled corticosteroids in the past 4 weeks
0	no
1	yes

 H5CRP5 - FLAG: CORTICOTROP/GLUCOCOR MED USE -W5

Type	Code
Measurement Unit	Numeric
H5CRP5	FLAG indicating the respondent took corticotropins or glucocorticoids in the past 4 weeks.
0	no
1	yes

 H5CRP6 - FLAG: ANTI-RHEUMTC/ANTI-PSOR MED USE -W5

Type	Code
Measurement Unit	Numeric
H5CRP6	FLAG indicating the respondent took anti-rheumatics or anti-psoriatics in the past 4 weeks.

0	no
1	yes

 H5CRP7 - FLAG: IMMUNOSUPPRESSIVE MED USE -W5

Type	Code
Measurement Unit	Numeric
H5CRP7	FLAG indicating the respondent took immunosuppressive agents or immunosuppressive monoclonal antibodies in the past 4 weeks.
0	no
1	yes

 H5CRP8 - FLAG: ANY ANTI-INFLAMMATORY MED USE -W5

Type	Code
Measurement Unit	Numeric
H5CRP8	FLAG indicating the respondent took any anti-inflammatory medication in the past 4 weeks.
0	no
1	yes

Physical Instances

 Wave V Inflammation & Immune Function

Title	Wave V Inflammation & Immune Function
File Name	bcrp5.sas7bdat
Case Quantity	5381
Variable Count	25

 H5CRP - HS C-REACTIVE PROTEIN (hsCRP, MG/L) -W5

Type	Numeric (Double)
Measurement Unit	Numeric
H5CRP	High Sensitivity C-Reactive Protein (hsCRP) assay results (mg/L).

			Frequency	% of total	% of valid
Missing	.	missing	778	14.46%	
		Total	778	14.46%	

Valid	Invalid	Minimum	Maximum	Mean	StdDev
4603	778	0.153	118	4.0566398...	6.3287433...

 H5CCRP - CLASSIFICATION OF hsCRP (AHA/CDC) -W5

Type	Code
Measurement Unit	Numeric
H5CCRP	The classification of hsCRP concentrations among respondents without regard to fasting status, in accordance with the American Heart Association/Centers for Disease Control (AHA/CDC) clinical and public health practice recommendations regarding markers of inflammation and cardiovascular disease.

			Frequency	% of total	% of valid
Valid	1	Low: CRP is < 1 mg/L	1530	28.43%	33.24%
	2	Average: CRP is 1-3 mg/L	1412	26.24%	30.68%
	3	High: CRP is > 3 mg/L	1661	30.87%	36.09%
		Total	4,603	85.54%	100%
Missing	.	not applicable (no hsCRP result)	778	14.46%	
		Total	778	14.46%	

Valid	Invalid	Minimum	Maximum
4603	778	1	3

 H5INFECT - Q013 COUNT INFECT/INFLAMM DIS (4 WKS)-W5

Type	Code
Measurement Unit	Numeric
H5INFECT	The count and categorization of the infectious and inflammatory diseases from the past FOUR weeks reported in Q013a -Q013f.

			Frequency	% of total	% of valid
Valid	0	0	3614	67.16%	67.3%
	1	1	1508	28.02%	28.08%
	2	2	196	3.64%	3.65%
	3	3 or more	52	0.97%	0.97%
		Total	5,370	99.8%	100%
Missing	98	don't know	11	0.2%	
		Total	11	0.2%	

Valid	Invalid	Minimum	Maximum
5370	11	0	3

 H5Q013A - Q013a GUM DISEASE/TOOTH LOSS (4 WKS) -W5

Type	Code
Measurement Unit	Numeric

H5Q013A	Q013. In the last FOUR weeks, have you had any of the following? a. Gum disease (gingivitis; periodontal disease) or tooth loss because of cavities
---------	--

			Frequency	% of total	% of valid
Valid	0	no	5214	96.9%	97.55%
	1	yes	131	2.43%	2.45%
		Total	5,345	99.33%	100%
Missing	98	don't know	36	0.67%	
	Total		36	0.67%	

Valid	Invalid	Minimum	Maximum
5345	36	0	1

H5Q013B - Q013b ACTIVE INFECTION (4 WKS) -W5

Type	Code
Measurement Unit	Numeric
H5Q013B	Q013. In the last FOUR weeks, have you had any of the following? b. Active infection

			Frequency	% of total	% of valid
Valid	0	no	5154	95.78%	96.25%
	1	yes	201	3.74%	3.75%
		Total	5,355	99.52%	100%
Missing	98	don't know	26	0.48%	
	Total		26	0.48%	

Valid	Invalid	Minimum	Maximum
5355	26	0	1

H5Q013C - Q013c INJURY (4 WKS) -W5

Type	Code
Measurement Unit	Numeric
H5Q013C	Q013. In the last FOUR weeks, have you had any of the following? c. Injury

			Frequency	% of total	% of valid
Valid	0	no	5218	96.97%	97.28%
	1	yes	146	2.71%	2.72%
		Total	5,364	99.68%	100%
Missing	98	don't know	17	0.32%	
	Total		17	0.32%	

Valid	Invalid	Minimum	Maximum
5364	17	0	1

H5Q013D - Q013d ACUTE ILLNESS (4 WKS) -W5

Type	Code
Measurement Unit	Numeric
H5Q013D	Q013. In the last FOUR weeks, have you had any of the following? d. Acute illness

			Frequency	% of total	% of valid
Valid	0	no	5233	97.25%	97.65%
	1	yes	126	2.34%	2.35%
Total			5,359	99.59%	100%
Missing	98	don't know	22	0.41%	
	Total		22	0.41%	

Valid	Invalid	Minimum	Maximum
5359	22	0	1

H5Q013E - Q013e SURGERY (4 WKS) -W5

Type	Code
Measurement Unit	Numeric
H5Q013E	Q013. In the last FOUR weeks, have you had any of the following? e. Surgery

			Frequency	% of total	% of valid
Valid	0	no	5262	97.79%	98.14%
	1	yes	100	1.86%	1.86%
Total			5,362	99.65%	100%
Missing	98	don't know	19	0.35%	
	Total		19	0.35%	

Valid	Invalid	Minimum	Maximum
5362	19	0	1

H5Q013F - Q013f ACTIVE SEASONAL ALLERGY (4 WKS) -W5

Type	Code
Measurement Unit	Numeric
H5Q013F	Q013. In the last FOUR weeks, have you had any of the following? f. Active seasonal allergies (e.g., hay fever)

			Frequency	% of total	% of valid
--	--	--	-----------	------------	------------

Valid	0	no	3969	73.76%	74.34%
	1	yes	1370	25.46%	25.66%
		Total	5,339	99.22%	100%
Missing	98	don't know	42	0.78%	
		Total	42	0.78%	

Valid	Invalid	Minimum	Maximum
5339	42	0	1

H5SUBCLN - Q014 COUNT SUBCLINICAL SYMP (2 WKS) -W5

Type	Code
Measurement Unit	Numeric
H5SUBCLN	The count and categorization of the common subclinical symptoms reported from the past TWO weeks in Q014a - Q014g.

			Frequency	% of total	% of valid
Valid	0	0	3871	71.94%	72.07%
	1	1	1033	19.2%	19.23%
	2	2	297	5.52%	5.53%
	3	3 or more	170	3.16%	3.17%
		Total	5,371	99.81%	100%
Missing	98	don't know	10	0.19%	
		Total	10	0.19%	


Valid	Invalid	Minimum	Maximum
5371	10	0	3

H5Q014A - Q014a COLD/FLU-LIKE SYMPTOMS (2 WKS) -W5

Type	Code
Measurement Unit	Numeric
H5Q014A	Q014. In the last TWO weeks, have you had any of the following? a. Cold or Flu-like symptoms such as sore throat, runny nose, or cough

			Frequency	% of total	% of valid
Valid	0	no	4504	83.7%	83.94%
	1	yes	862	16.02%	16.06%
		Total	5,366	99.72%	100%
Missing	98	don't know	15	0.28%	
		Total	15	0.28%	

Valid	Invalid	Minimum	Maximum
5366	15	0	1

 H5Q014B - Q014b FEVER (2 WKS) -W5

Type	Code
Measurement Unit	Numeric
H5Q014B	Q014. In the last TWO weeks, have you had any of the following? b. Fever

			Frequency	% of total	% of valid
Valid	0	no	5231	97.21%	97.58%
	1	yes	130	2.42%	2.42%
	Total		5,361	99.63%	100%
Missing	98	don't know	20	0.37%	
	Total		20	0.37%	

Valid	Invalid	Minimum	Maximum
5361	20	0	1

 H5Q014C - Q014c NIGHT SWEATS (2 WKS) -W5

Type	Code
Measurement Unit	Numeric
H5Q014C	Q014. In the last TWO weeks, have you had any of the following? c. Night sweats

			Frequency	% of total	% of valid
Valid	0	no	5074	94.29%	94.61%
	1	yes	289	5.37%	5.39%
	Total		5,363	99.67%	100%
Missing	98	don't know	18	0.33%	
	Total		18	0.33%	

Valid	Invalid	Minimum	Maximum
5363	18	0	1

 H5Q014D - Q014d NAUSEA/VOMIT/DIARRHEA (2 WKS)-W5

Type	Code
Measurement Unit	Numeric
H5Q014D	Q014. In the last TWO weeks, have you had any of the following? d. Nausea or vomiting or diarrhea

			Frequency	% of total	% of valid
Valid	0	no	4991	92.75%	92.94%
	1	yes	379	7.04%	7.06%

		Total	5,370	99.8%	100%
Missing	98	don't know	11	0.2%	
		Total	11	0.2%	

Valid	Invalid	Minimum	Maximum
5370	11	0	1

H5Q014E - Q014e BLOOD STOOL/FECES/URINE (2 WKS) -W5

Type	Code
Measurement Unit	Numeric
H5Q014E	Q014. In the last TWO weeks, have you had any of the following? e. Blood in stool or feces or in urine

			Frequency	% of total	% of valid
Valid	0	no	5304	98.57%	98.84%
	1	yes	62	1.15%	1.16%
		Total	5,366	99.72%	100%
Missing	98	don't know	15	0.28%	
		Total	15	0.28%	

Valid	Invalid	Minimum	Maximum
5366	15	0	1

H5Q014F - Q014f FREQUENT URINATION (2 WKS) -W5

Type	Code
Measurement Unit	Numeric
H5Q014F	Q014. In the last TWO weeks, have you had any of the following? f. Frequent urination

			Frequency	% of total	% of valid
Valid	0	no	5073	94.28%	94.56%
	1	yes	292	5.43%	5.44%
		Total	5,365	99.7%	100%
Missing	98	don't know	16	0.3%	
		Total	16	0.3%	

Valid	Invalid	Minimum	Maximum
5365	16	0	1

H5Q014G - Q014g SKIN RASH/ABSCESS (2 WKS) -W5

Type	Code
Measurement Unit	Numeric

H5Q014G	Q014. In the last TWO weeks, have you had any of the following? g. Skin rash or abscess
---------	--

			Frequency	% of total	% of valid
Valid	0	no	5145	95.61%	95.88%
	1	yes	221	4.11%	4.12%
		Total	5,366	99.72%	100%
Missing	98	don't know	15	0.28%	
		Total	15	0.28%	

Valid	Invalid	Minimum	Maximum
5366	15	0	1

H5CRP1 - FLAG: NSAID/SALICY (24 HR) MED USE -W5

Type	Code
Measurement Unit	Numeric
H5CRP1	FLAG indicating the respondent took an NSAID or Salicylate medication in the past 24 hours.

			Frequency	% of total	% of valid
Valid	0	no	3897	72.42%	73.75%
	1	yes	1387	25.78%	26.25%
		Total	5,284	98.2%	100%
Missing	94	exam stopped prior to the medication questions	23	0.43%	
	96	refused	3	0.06%	
	98	medication could not be classified	1	0.02%	
	99	respondent reported taking prescription medication(s), but specific medication(s) not reported	70	1.3%	
		Total	97	1.8%	

Valid	Invalid	Minimum	Maximum
5284	97	0	1

H5CRP2 - FLAG: NSAID/SALICY (4 WKS) MED USE -W5

Type	Code
Measurement Unit	Numeric
H5CRP2	FLAG indicating the respondent took an NSAID or Salicylate medication in the past 4 weeks.

			Frequency	% of total	% of valid
Valid	0	no	4976	92.47%	94.49%
	1	yes	290	5.39%	5.51%
		Total	5,266	97.86%	100%
Missing	94	exam stopped prior to the medication questions	23	0.43%	
	96	refused	3	0.06%	
	98	medication could not be classified	1	0.02%	
	99	respondent reported taking prescription medication(s), but specific medication(s) not reported	88	1.64%	
		Total	115	2.14%	

Valid	Invalid	Minimum	Maximum
5266	115	0	1

H5CRP3 - FLAG: COX-2 INHIBITORS MED USE -W5

Type	Code
Measurement Unit	Numeric
H5CRP3	FLAG indicating the respondent took COX-2 inhibitors in the past 4 weeks

			Frequency	% of total	% of valid
Valid	0	no	5251	97.58%	99.72%
	1	yes	15	0.28%	0.28%
		Total	5,266	97.86%	100%
Missing	94	exam stopped prior to the medication questions	23	0.43%	
	96	refused	3	0.06%	
	98	medication could not be classified	1	0.02%	
	99	respondent reported taking prescription medication(s), but specific medication(s) not reported	88	1.64%	
		Total	115	2.14%	

Valid	Invalid	Minimum	Maximum
5266	115	0	1

H5CRP4 - FLAG: INHALED CORTICOSTER MED USE -W5

Type	Code
------	------

Measurement Unit	Numeric
H5CRP4	FLAG indicating the respondent took inhaled corticosteroids in the past 4 weeks

			Frequency	% of total	% of valid
Valid	0	no	5235	97.29%	99.41%
	1	yes	31	0.58%	0.59%
Total			5,266	97.86%	100%
Missing	94	exam stopped prior to the medication questions	23	0.43%	
	96	refused	3	0.06%	
	98	medication could not be classified	1	0.02%	
	99	respondent reported taking prescription medication(s), but specific medication(s) not reported	88	1.64%	
Total			115	2.14%	

Valid	Invalid	Minimum	Maximum
5266	115	0	1

H5CRP5 - FLAG: CORTICOTROP/GLUCOCOR MED USE -W5

Type	Code
Measurement Unit	Numeric
H5CRP5	FLAG indicating the respondent took corticotropins or glucocorticoids in the past 4 weeks.

			Frequency	% of total	% of valid
Valid	0	no	5198	96.6%	98.71%
	1	yes	68	1.26%	1.29%
Total			5,266	97.86%	100%
Missing	94	exam stopped prior to the medication questions	23	0.43%	
	96	refused	3	0.06%	
	98	medication could not be classified	1	0.02%	
	99	respondent reported taking prescription medication(s), but specific medication(s) not reported	88	1.64%	
Total			115	2.14%	

Valid	Invalid	Minimum	Maximum
5266	115	0	1

H5CRP6 - FLAG: ANTI-RHEUMTC/ANTI-PSOR MED USE -W5

Type	Code
Measurement Unit	Numeric
H5CRP6	FLAG indicating the respondent took anti-rheumatics or anti-psoriatics in the past 4 weeks.

			Frequency	% of total	% of valid
Valid	0	no	5233	97.25%	99.37%
	1	yes	33	0.61%	0.63%
	Total		5,266	97.86%	100%
Missing	94	exam stopped prior to the medication questions	23	0.43%	
	96	refused	3	0.06%	
	98	medication could not be classified	1	0.02%	
	99	respondent reported taking prescription medication(s), but specific medication(s) not reported	88	1.64%	
Total		115	2.14%		

Valid	Invalid	Minimum	Maximum
5266	115	0	1

H5CRP7 - FLAG: IMMUNOSUPPRESSIVE MED USE -W5

Type	Code
Measurement Unit	Numeric
H5CRP7	FLAG indicating the respondent took immunosuppressive agents or immunosuppressive monoclonal antibodies in the past 4 weeks.

			Frequency	% of total	% of valid
Valid	0	no	5221	97.03%	99.15%
	1	yes	45	0.84%	0.85%
Total		5,266	97.86%	100%	

Missing	94	exam stopped prior to the medication questions	23	0.43%	
	96	refused	3	0.06%	
	98	medication could not be classified	1	0.02%	
	99	respondent reported taking prescription medication(s), but specific medication(s) not reported	88	1.64%	
		Total	115	2.14%	

Valid	Invalid	Minimum	Maximum
5266	115	0	1

H5CRP8 - FLAG: ANY ANTI-INFLAMMATORY MED USE -W5

Type	Code
Measurement Unit	Numeric
H5CRP8	FLAG indicating the respondent took any anti-inflammatory medication in the past 4 weeks.

			Frequency	% of total	% of valid
Valid	0	no	3616	67.2%	68.43%
	1	yes	1668	31%	31.57%
		Total	5,284	98.2%	100%
Missing	94	exam stopped prior to the medication questions	23	0.43%	
	96	refused	3	0.06%	
	98	medication could not be classified	1	0.02%	
	99	respondent reported taking prescription medication(s), but specific medication(s) not reported	70	1.3%	
		Total	97	1.8%	

Valid	Invalid	Minimum	Maximum
5284	97	0	1

Wave V Lipids

Title

Wave V Lipids

Abstract

This file contains constructed measures designed to facilitate analysis and interpretation of lipids results based on venous blood collected via phlebotomy at the Wave V home exam. In addition to the lipid assay results, there are classifications according to both the NCEP/ATP III and AHA/ACC guidelines, a flag for antihyperlipidemic medication use, and two hyperlipidemia joint classification variables.

Variables: 26

Observations: 5,381

Variables

Wave V Lipids

- [H5TC - TOTAL CHOLESTEROL \(TC, MG/DL\) -W5](#)
- [H5TCDEC - TOTAL CHOLESTEROL \(TC\) DECILE -W5](#)
- [H5HDL - HDL CHOLESTEROL \(HDL-C, MG/DL\) -W5](#)
- [H5HDLDEC - HDL CHOLESTEROL \(HDL-C\) DECILE -W5](#)
- [H5TG - TRIGLYCERIDES \(TG, MG/DL\) -W5](#)
- [H5TGDEC - TRIGLYCERIDES \(TG\) DECILE -W5](#)
- [H5LDL - LDL CHOLESTEROL \(LDL-C, MG/DL\) -W5](#)
- [H5LDLDEC - LDL CHOLESTEROL \(LDL-C\) DECILE -W5](#)
- [H5LDLMM - LDL-C METHOD OF MEASUREMENT -W5](#)
- [H5NHDL - NON-HDL CHOLESTRL \(non-HDL-C, MG/DL\) -W5](#)
- [H5NHDEC - NON-HDL CHOLESTRL \(non-HDL-C\) DECILE -W5](#)
- [H5TC_HDL - TC TO HDL-C RATIO \(TC:HDL-C\) -W5](#)
- [H5TCHDEC - TC TO HDL-C RATIO \(TC:HDL-C\) DECILE-W5](#)
- [H5FASTTM - HOURS SINCE LAST ATE -W5](#)
- [H5FASTLP - FLAG: FASTED FOR 9+ HOURS -W5](#)
- [H5CTC - CLASSIFICATION OF TC \(NCEP/ATP III\) -W5](#)
- [H5CHDL - CLASSIFCATION OF HDL-C \(NCEP/ATP III\)-W5](#)
- [H5C1TG - CLASSIFICATION OF TG \(NCEP/ATP III\) -W5](#)
- [H5C1LDL - CLASSIFCATION OF LDL-C \(NCEP/ATP III\)-W5](#)
- [H5C2TG - CLASSIFICATION OF TG \(AHA/ACC\) -W5](#)
- [H5C2LDL - CLASSIFICATION OF LDL-C \(AHA/ACC\) -W5](#)
- [H5Q045F - Q045f EVER DX HIGH CHOLESTROL/TRIG -W5](#)
- [H5C_MED2 - FLAG: ANTIHYPERLIPIDEMIC MED USE -W5](#)
- [H5HLIPJC - HYPERLIPIDEMIA JOINT CLASSIFICATION -W5](#)
- [H5HLIPJC4 - HYPERLIPIDEMIA JOINT CLASS \(WAVE IV\) -W5](#)

H5TC - TOTAL CHOLESTEROL (TC, MG/DL) -W5

Type

Numeric (Double)

Measurement Unit	Numeric
H5TC	Total Cholesterol (TC) assay results (mg/dl).

H5TCDEC - TOTAL CHOLESTEROL (TC) DECILE -W5

Type	Code
Measurement Unit	Numeric
H5TCDEC	Total Cholesterol (TC) assay results ordered and assigned decile ranks.
1	First decile
2	Second decile
3	Third decile
4	Fourth decile
5	Fifth decile
6	Sixth decile
7	Seventh decile
8	Eighth decile
9	Ninth decile
10	Tenth decile

H5HDL - HDL CHOLESTEROL (HDL-C, MG/DL) -W5

Type	Numeric (Double)
Measurement Unit	Numeric
H5HDL	High-Density Lipoprotein Cholesterol (HDL-C) assay results (mg/dl).

H5HDLDEC - HDL CHOLESTEROL (HDL-C) DECILE -W5

Type	Code
Measurement Unit	Numeric
H5HDLDEC	High-Density Lipoprotein Cholesterol (HDL-C) assay results ordered and assigned decile ranks.
1	First decile
2	Second decile
3	Third decile
4	Fourth decile
5	Fifth decile
6	Sixth decile

7	Seventh decile
8	Eighth decile
9	Ninth decile
10	Tenth decile

 H5TG - TRIGLYCERIDES (TG, MG/DL) -W5

Type	Numeric (Double)
Measurement Unit	Numeric
H5TG	Triglyceride (TG) assay results (mg/dl).

 H5TGDEC - TRIGLYCERIDES (TG) DECILE -W5

Type	Code
Measurement Unit	Numeric
H5TGDEC	Triglyceride (TG) assay results ordered and assigned decile ranks
1	First decile
2	Second decile
3	Third decile
4	Fourth decile
5	Fifth decile
6	Sixth decile
7	Seventh decile
8	Eighth decile
9	Ninth decile
10	Tenth decile

 H5LDL - LDL CHOLESTEROL (LDL-C, MG/DL) -W5

Type	Numeric (Double)
Measurement Unit	Numeric
H5LDL	Low-Density Lipoprotein Cholesterol (LDL-C) indirect/direct results (mg/dl).

 H5LDLDEC - LDL CHOLESTEROL (LDL-C) DECILE -W5

Type	Code
Measurement Unit	Numeric
H5LDLDEC	Low-Density Lipoprotein Cholesterol (LDL-C) indirect/direct results ordered and assigned decile ranks.

1	First decile
2	Second decile
3	Third decile
4	Fourth decile
5	Fifth decile
6	Sixth decile
7	Seventh decile
8	Eighth decile
9	Ninth decile
10	Tenth decile

H5LDLMM - LDL-C METHOD OF MEASUREMENT -W5

Type	Code
Measurement Unit	Numeric
H5LDLMM	LDL-C method of measurement. When TG < 400 mg/dl, LDL-C was indirectly calculated from the respondent-specific concentrations (mg/dl) of total cholesterol, high-density lipoprotein cholesterol, and triglycerides using the Friedewald equation (LDL-C = TC - HDL-C - [TG/5]). When TG >= 400 mg/dl, LDL-C was directly measured.
1	indirect calculation
2	directly measured

H5NHDL - NON-HDL CHOLESTRL (non-HDL-C, MG/DL) -W5

Type	Code
Measurement Unit	Numeric (Double)
H5NHDL	Non-High-Density Lipoprotein Cholesterol (non-HDL-C) calculated from Total Cholesterol and High-Density Lipoprotein Cholesterol.

H5NHDEC - NON-HDL CHOLESTRL (non-HDL-C) DECILE -W5

Type	Code
Measurement Unit	Numeric
H5NHDEC	Non-High-Density Lipoprotein Cholesterol (non-HDL-C) ordered and assigned ranks.
1	First decile
2	Second decile

3	Third decile
4	Fourth decile
5	Fifth decile
6	Sixth decile
7	Seventh decile
8	Eighth decile
9	Ninth decile
10	Tenth decile

 H5TC_HDL - TC TO HDL-C RATIO (TC:HDL-C) -W5

Type	Numeric (Double)
Measurement Unit	Numeric
H5TC_HDL	Total Cholesterol to High-Density Lipoprotein Cholesterol ratio (TC:HDL-C).

 H5TCHDEC - TC TO HDL-C RATIO (TC:HDL-C) DECILE-W5

Type	Code
Measurement Unit	Numeric
H5TCHDEC	Total Cholesterol to High-Density Lipoprotein Cholesterol ratio (TC:HDL-C) ordered and assigned ranks.

1	First decile
2	Second decile
3	Third decile
4	Fourth decile
5	Fifth decile
6	Sixth decile
7	Seventh decile
8	Eighth decile
9	Ninth decile
10	Tenth decile

 H5FASTTM - HOURS SINCE LAST ATE -W5

Type	Numeric (Double)
Measurement Unit	Numeric
H5FASTTM	Number of hours since the last time the respondent ate

 H5FASTLP - FLAG: FASTED FOR 9+ HOURS -W5

Type	Code
Measurement Unit	Numeric
H5FASTLP	FLAG indicating respondent fasted for nine or more hours
0	no
1	yes

 H5CTC - CLASSIFICATION OF TC (NCEP/ATP III) -W5

Type	Code
Measurement Unit	Numeric
H5CTC	The classification of fasting Total Cholesterol according to NCEP/ATP III guidelines.
1	Desirable: TC is < 200 mg/dl
2	Borderline high: TC is 200-239 mg/dl
3	High: TC is >= 240 mg/dl
4	Non-fasting
5	Fasting status unknown

 H5CHDL - CLASSIFICATION OF HDL-C (NCEP/ATP III)-W5

Type	Code
Measurement Unit	Numeric
H5CHDL	The classification of fasting High-Density Lipoprotein Cholesterol according to NCEP/ATP III guidelines.
1	Low: HDL-C is < 40 mg/dl
2	Optimal: HDL-C is 40-59 mg/dl
3	High: HDL-C is >= 60 mg/dl
4	Non-fasting
5	Fasting status unknown

 H5C1TG - CLASSIFICATION OF TG (NCEP/ATP III) -W5

Type	Code
Measurement Unit	Numeric
H5C1TG	The classification of fasting Triglycerides according to NCEP/ATP III guidelines.
1	Normal: TG is < 150 mg/dl

2	Borderline high: TG is 150-199 mg/dl
3	High: TG is 200-499 mg/dl
4	Very high: TG is \geq 500 mg/dl
5	Non-fasting
6	Fasting status unknown

H5C1LDL - CLASSIFICATION OF LDL-C (NCEP/ATP III)-W5

Type	Code
Measurement Unit	Numeric
H5C1LDL	The classification of fasting Low-Density Lipoprotein Cholesterol according to NCEP/ATP III guidelines.
1	Optimal: LDL-C is $<$ 100 mg/dl
2	Near optimal: LDL-C is 100-129 mg/dl
3	Borderline high: LDL-C is 130-159 mg/dl
4	High: LDL-C is 160-189 mg/dl
5	Very high: LDL-C is \geq 190 mg/dl
6	Non-fasting
7	Fasting status unknown

H5C2TG - CLASSIFICATION OF TG (AHA/ACC) -W5

Type	Code
Measurement Unit	Numeric
H5C2TG	The classification of Triglycerides according to AHA/ACC guidelines.
1	Normal: TG is $<$ 175 mg/dl
2	Moderate hypertriglyceridemia: TG is 175-499 mg/dl
3	Severe hypertriglyceridemia: TG is \geq 500 mg/dl
4	Non-fasting: TG is \geq 500 mg/dl
5	Fasting status unknown: TG is \geq 500 mg/dl

H5C2LDL - CLASSIFICATION OF LDL-C (AHA/ACC) -W5

Type	Code
Measurement Unit	Numeric

H5C2LDL	The classification of Low-Density Lipoprotein Cholesterol according to AHA/ACC guidelines.
1	Normal: LDL-C is < 160 mg/dl
2	Moderate hypercholesterolemia: LDL-C is 160-189 mg/dl
3	Severe hypercholesterolemia: LDL-C is >= 190 mg/dl

 H5Q045F - Q045f EVER DX HIGH CHOLESTROL/TRIG -W5

Type	Code
Measurement Unit	Numeric
H5Q045F	Has a doctor, nurse or health care provider ever told you that you have high cholesterol or triglycerides?
0	no
1	yes

 H5C_MED2 - FLAG: ANTIHYPERLIPIDEMIC MED USE -W5

Type	Code
Measurement Unit	Numeric
H5C_MED2	FLAG indicating respondent took an antihyperlipidemic medication in the past 4 weeks
0	no
1	yes

 H5HLIPJC - HYPERLIPIDEMIA JOINT CLASSIFICATION -W5

Type	Code
Measurement Unit	Numeric
H5HLIPJC	FLAG indicating respondent has EITHER a self-reported history of high cholesterol or triglycerides (H5Q045F = 1) OR taken an antihyperlipidemic medication in the past 4 weeks (H5C_MED2 = 1) OR has a fasting TG concentration >= 500 mg/dl (H5C2TG = 3) OR an LDL-C concentration >= 190 mg/dl (H5C2LDL = 3).
0	no evidence of hyperlipidemia
1	evidence of hyperlipidemia

 H5HLPJC4 - HYPERLIPIDEMIA JOINT CLASS (WAVE IV) -W5

Type	Code
------	------

Measurement Unit	Numeric
H5HLPJC4	FLAG indicating respondent has EITHER a self-reported history of high cholesterol or triglycerides (H5Q045F = 1) OR has taken an antihyperlipidemic medication in the past 4 weeks (H5C_MED2 = 1). This joint classification variable parallels the Wave IV joint classification variable.
0	no evidence of hyperlipidemia
1	evidence of hyperlipidemia

Logical Products

Data Layouts

Wave V Lipids

Wave V Lipids

H5TC - TOTAL CHOLESTEROL (TC, MG/DL) -W5

Type	Numeric (Double)
Measurement Unit	Numeric
H5TC	Total Cholesterol (TC) assay results (mg/dl).

H5TCDEC - TOTAL CHOLESTEROL (TC) DECILE -W5

Type	Code
Measurement Unit	Numeric
H5TCDEC	Total Cholesterol (TC) assay results ordered and assigned decile ranks.
1	First decile
2	Second decile
3	Third decile
4	Fourth decile
5	Fifth decile
6	Sixth decile
7	Seventh decile
8	Eighth decile
9	Ninth decile
10	Tenth decile

H5HDL - HDL CHOLESTEROL (HDL-C, MG/DL) -W5

Type	Numeric (Double)
------	------------------

Measurement Unit	Numeric
H5HDL	High-Density Lipoprotein Cholesterol (HDL-C) assay results (mg/dl).

H5HDLDEC - HDL CHOLESTEROL (HDL-C) DECILE -W5

Type	Code
Measurement Unit	Numeric
H5HDLDEC	High-Density Lipoprotein Cholesterol (HDL-C) assay results ordered and assigned decile ranks.

1	First decile
2	Second decile
3	Third decile
4	Fourth decile
5	Fifth decile
6	Sixth decile
7	Seventh decile
8	Eighth decile
9	Ninth decile
10	Tenth decile

H5TG - TRIGLYCERIDES (TG, MG/DL) -W5

Type	Numeric (Double)
Measurement Unit	Numeric
H5TG	Triglyceride (TG) assay results (mg/dl).

H5TGDEC - TRIGLYCERIDES (TG) DECILE -W5

Type	Code
Measurement Unit	Numeric
H5TGDEC	Triglyceride (TG) assay results ordered and assigned decile ranks

1	First decile
2	Second decile
3	Third decile
4	Fourth decile
5	Fifth decile
6	Sixth decile

7	Seventh decile
8	Eighth decile
9	Ninth decile
10	Tenth decile

 H5LDL - LDL CHOLESTEROL (LDL-C, MG/DL) -W5

Type	Numeric (Double)
Measurement Unit	Numeric
H5LDL	Low-Density Lipoprotein Cholesterol (LDL-C) indirect/direct results (mg/dl).

 H5LDLDEC - LDL CHOLESTEROL (LDL-C) DECILE -W5

Type	Code
Measurement Unit	Numeric
H5LDLDEC	Low-Density Lipoprotein Cholesterol (LDL-C) indirect/direct results ordered and assigned decile ranks.

1	First decile
2	Second decile
3	Third decile
4	Fourth decile
5	Fifth decile
6	Sixth decile
7	Seventh decile
8	Eighth decile
9	Ninth decile
10	Tenth decile

 H5LDLMM - LDL-C METHOD OF MEASUREMENT -W5

Type	Code
Measurement Unit	Numeric
H5LDLMM	LDL-C method of measurement. When TG < 400 mg/dl, LDL-C was indirectly calculated from the respondent-specific concentrations (mg/dl) of total cholesterol, high-density lipoprotein cholesterol, and triglycerides using the Friedewald equation ($LDL-C = TC - HDL-C - [TG/5]$). When TG \geq 400 mg/dl, LDL-C was directly measured.

1	indirect calculation
---	----------------------

2	directly measured
---	-------------------

 H5NHDL - NON-HDL CHOLESTRL (non-HDL-C, MG/DL) -W5

Type	Numeric (Double)
Measurement Unit	Numeric
H5NHDL	Non-High-Density Lipoprotein Cholesterol (non-HDL-C) calculated from Total Cholesterol and High-Density Lipoprotein Cholesterol.

 H5NHDEC - NON-HDL CHOLESTRL (non-HDL-C) DECILE -W5

Type	Code
Measurement Unit	Numeric
H5NHDEC	Non-High-Density Lipoprotein Cholesterol (non-HDL-C) ordered and assigned ranks.

1	First decile
2	Second decile
3	Third decile
4	Fourth decile
5	Fifth decile
6	Sixth decile
7	Seventh decile
8	Eighth decile
9	Ninth decile
10	Tenth decile

 H5TC_HDL - TC TO HDL-C RATIO (TC:HDL-C) -W5

Type	Numeric (Double)
Measurement Unit	Numeric
H5TC_HDL	Total Cholesterol to High-Density Lipoprotein Cholesterol ratio (TC:HDL-C).

 H5TCHDEC - TC TO HDL-C RATIO (TC:HDL-C) DECILE-W5

Type	Code
Measurement Unit	Numeric
H5TCHDEC	Total Cholesterol to High-Density Lipoprotein Cholesterol ratio (TC:HDL-C) ordered and assigned ranks.

1	First decile
---	--------------

2	Second decile
3	Third decile
4	Fourth decile
5	Fifth decile
6	Sixth decile
7	Seventh decile
8	Eighth decile
9	Ninth decile
10	Tenth decile

 H5FASTTM - HOURS SINCE LAST ATE -W5

Type	Numeric (Double)
Measurement Unit	Numeric
H5FASTTM	Number of hours since the last time the respondent ate

 H5FASTLP - FLAG: FASTED FOR 9+ HOURS -W5

Type	Code
Measurement Unit	Numeric
H5FASTLP	FLAG indicating respondent fasted for nine or more hours
0	no
1	yes

 H5CTC - CLASSIFICATION OF TC (NCEP/ATP III) -W5

Type	Code
Measurement Unit	Numeric
H5CTC	The classification of fasting Total Cholesterol according to NCEP/ATP III guidelines.
1	Desirable: TC is < 200 mg/dl
2	Borderline high: TC is 200-239 mg/dl
3	High: TC is \geq 240 mg/dl
4	Non-fasting
5	Fasting status unknown

 H5CHDL - CLASSIFICATION OF HDL-C (NCEP/ATP III)-W5

Type	Code
Measurement Unit	Numeric
H5CHDL	The classification of fasting High-Density Lipoprotein Cholesterol according to NCEP/ATP III guidelines.
1	Low: HDL-C is < 40 mg/dl
2	Optimal: HDL-C is 40-59 mg/dl
3	High: HDL-C is >= 60 mg/dl
4	Non-fasting
5	Fasting status unknown

H5C1TG - CLASSIFICATION OF TG (NCEP/ATP III) -W5

Type	Code
Measurement Unit	Numeric
H5C1TG	The classification of fasting Triglycerides according to NCEP/ATP III guidelines.
1	Normal: TG is < 150 mg/dl
2	Borderline high: TG is 150-199 mg/dl
3	High: TG is 200-499 mg/dl
4	Very high: TG is >= 500 mg/dl
5	Non-fasting
6	Fasting status unknown

H5C1LDL - CLASSIFICATION OF LDL-C (NCEP/ATP III)-W5

Type	Code
Measurement Unit	Numeric
H5C1LDL	The classification of fasting Low-Density Lipoprotein Cholesterol according to NCEP/ATP III guidelines.
1	Optimal: LDL-C is < 100 mg/dl
2	Near optimal: LDL-C is 100-129 mg/dl
3	Borderline high: LDL-C is 130-159 mg/dl
4	High: LDL-C is 160-189 mg/dl
5	Very high: LDL-C is >= 190 mg/dl
6	Non-fasting
7	Fasting status unknown

 H5C2TG - CLASSIFICATION OF TG (AHA/ACC) -W5

Type	Code
Measurement Unit	Numeric
H5C2TG	The classification of Triglycerides according to AHA/ACC guidelines.
1	Normal: TG is < 175 mg/dl
2	Moderate hypertriglyceridemia: TG is 175-499 mg/dl
3	Severe hypertriglyceridemia: TG is >= 500 mg/dl
4	Non-fasting: TG is >= 500 mg/dl
5	Fasting status unknown: TG is >= 500 mg/dl

 H5C2LDL - CLASSIFICATION OF LDL-C (AHA/ACC) -W5

Type	Code
Measurement Unit	Numeric
H5C2LDL	The classification of Low-Density Lipoprotein Cholesterol according to AHA/ACC guidelines.
1	Normal: LDL-C is < 160 mg/dl
2	Moderate hypercholesterolemia: LDL-C is 160-189 mg/dl
3	Severe hypercholesterolemia: LDL-C is >= 190 mg/dl

 H5Q045F - Q045f EVER DX HIGH CHOLESTROL/TRIG -W5

Type	Code
Measurement Unit	Numeric
H5Q045F	Has a doctor, nurse or health care provider ever told you that you have high cholesterol or triglycerides?
0	no
1	yes

 H5C_MED2 - FLAG: ANTIHYPERLIPIDEMIC MED USE -W5

Type	Code
Measurement Unit	Numeric
H5C_MED2	FLAG indicating respondent took an antihyperlipidemic medication in the past 4 weeks
0	no

1	yes
---	-----

 H5HLIPJC - HYPERLIPIDEMIA JOINT CLASSIFICATION -W5

Type	Code
Measurement Unit	Numeric
H5HLIPJC	FLAG indicating respondent has EITHER a self-reported history of high cholesterol or triglycerides (H5Q045F = 1) OR taken an antihyperlipidemic medication in the past 4 weeks (H5C_MED2 = 1) OR has a fasting TG concentration \geq 500 mg/dl (H5C2TG = 3) OR an LDL-C concentration \geq 190 mg/dl (H5C2LDL = 3).
0	no evidence of hyperlipidemia
1	evidence of hyperlipidemia

 H5HLPJC4 - HYPERLIPIDEMIA JOINT CLASS (WAVE IV) -W5

Type	Code
Measurement Unit	Numeric
H5HLPJC4	FLAG indicating respondent has EITHER a self-reported history of high cholesterol or triglycerides (H5Q045F = 1) OR has taken an antihyperlipidemic medication in the past 4 weeks (H5C_MED2 = 1). This joint classification variable parallels the Wave IV joint classification variable.
0	no evidence of hyperlipidemia
1	evidence of hyperlipidemia

Physical Instances

 Wave V Lipids

Title	Wave V Lipids
File Name	blipids5.sas7bdat
Case Quantity	5381
Variable Count	25

 H5TC - TOTAL CHOLESTEROL (TC, MG/DL) -W5

Type	Numeric (Double)
Measurement Unit	Numeric
H5TC	Total Cholesterol (TC) assay results (mg/dl).

			Frequency	% of total	% of valid
Missing	.	missing	589	10.95%	

		Total	589	10.95%	
--	--	-------	-----	--------	--

Valid	Invalid	Minimum	Maximum	Mean	StdDev
4792	589	62	424	180.64378...	35.808935...

H5TCDEC - TOTAL CHOLESTEROL (TC) DECILE -W5

Type	Code
Measurement Unit	Numeric
H5TCDEC	Total Cholesterol (TC) assay results ordered and assigned decile ranks.

			Frequency	% of total	% of valid
Valid	1	First decile	499	9.27%	10.41%
	2	Second decile	479	8.9%	10%
	3	Third decile	466	8.66%	9.72%
	4	Fourth decile	488	9.07%	10.18%
	5	Fifth decile	474	8.81%	9.89%
	6	Sixth decile	487	9.05%	10.16%
	7	Seventh decile	488	9.07%	10.18%
	8	Eighth decile	480	8.92%	10.02%
	9	Ninth decile	463	8.6%	9.66%
	10	Tenth decile	468	8.7%	9.77%
		Total	4,792	89.05%	100%
Missing	.	not applicable (no TC result)	589	10.95%	
		Total	589	10.95%	

Valid	Invalid	Minimum	Maximum
4792	589	1	10

H5HDL - HDL CHOLESTEROL (HDL-C, MG/DL) -W5

Type	Numeric (Double)
Measurement Unit	Numeric
H5HDL	High-Density Lipoprotein Cholesterol (HDL-C) assay results (mg/dl).

			Frequency	% of total	% of valid
Missing	.	missing	589	10.95%	
	9999	implausible value < 15 or > 175	1	0.02%	
		Total	590	10.96%	

Valid	Invalid	Minimum	Maximum	Mean	StdDev
4791	590	17	156	49.63057...	15.210314...

H5HDLDEC - HDL CHOLESTEROL (HDL-C) DECILE -W5

Type	Code
------	------

Measurement Unit	Numeric
H5HDLDEC	High-Density Lipoprotein Cholesterol (HDL-C) assay results ordered and assigned decile ranks.

			Frequency	% of total	% of valid
Valid	1	First decile	551	10.24%	11.5%
	2	Second decile	468	8.7%	9.77%
	3	Third decile	544	10.11%	11.35%
	4	Fourth decile	438	8.14%	9.14%
	5	Fifth decile	441	8.2%	9.2%
	6	Sixth decile	499	9.27%	10.42%
	7	Seventh decile	433	8.05%	9.04%
	8	Eighth decile	525	9.76%	10.96%
	9	Ninth decile	428	7.95%	8.93%
	10	Tenth decile	464	8.62%	9.68%
		Total	4,791	89.04%	100%
Missing	.	not applicable (no HDL-C result)	590	10.96%	
		Total	590	10.96%	

Valid	Invalid	Minimum	Maximum
4791	590	1	10

H5TG - TRIGLYCERIDES (TG, MG/DL) -W5

Type	Numeric (Double)
Measurement Unit	Numeric
H5TG	Triglyceride (TG) assay results (mg/dl).

			Frequency	% of total	% of valid
Missing	.	missing	590	10.96%	
		Total	590	10.96%	

Valid	Invalid	Minimum	Maximum	Mean	StdDev
4791	590	22	1604	129.42183...	95.304864...

H5TGDEC - TRIGLYCERIDES (TG) DECILE -W5

Type	Code
Measurement Unit	Numeric
H5TGDEC	Triglyceride (TG) assay results ordered and assigned decile ranks

			Frequency	% of total	% of valid
--	--	--	-----------	------------	------------

Valid	1	First decile	495	9.2%	10.33%
	2	Second decile	510	9.48%	10.64%
	3	Third decile	465	8.64%	9.71%
	4	Fourth decile	489	9.09%	10.21%
	5	Fifth decile	444	8.25%	9.27%
	6	Sixth decile	494	9.18%	10.31%
	7	Seventh decile	457	8.49%	9.54%
	8	Eighth decile	480	8.92%	10.02%
	9	Ninth decile	482	8.96%	10.06%
	10	Tenth decile	475	8.83%	9.91%
		Total	4,791	89.04%	100%
Missing	.	not applicable (no TG result)	590	10.96%	
		Total	590	10.96%	

Valid	Invalid	Minimum	Maximum
4791	590	1	10

H5LDL - LDL CHOLESTEROL (LDL-C, MG/DL) -W5

Type	Numeric (Double)
Measurement Unit	Numeric
H5LDL	Low-Density Lipoprotein Cholesterol (LDL-C) indirect/direct results (mg/dl).

			Frequency	% of total	% of valid
Missing	.	missing	601	11.17%	
		Total	601	11.17%	

Valid	Invalid	Minimum	Maximum	Mean	StdDev
4780	601	9	332	105.77991...	31.869674...

H5LDLDEC - LDL CHOLESTEROL (LDL-C) DECILE -W5

Type	Code
Measurement Unit	Numeric
H5LDLDEC	Low-Density Lipoprotein Cholesterol (LDL-C) indirect/direct results ordered and assigned decile ranks.

			Frequency	% of total	% of valid
--	--	--	-----------	------------	------------

Valid	1	First decile	488	9.07%	10.21%
	2	Second decile	472	8.77%	9.87%
	3	Third decile	485	9.01%	10.15%
	4	Fourth decile	520	9.66%	10.88%
	5	Fifth decile	436	8.1%	9.12%
	6	Sixth decile	483	8.98%	10.1%
	7	Seventh decile	489	9.09%	10.23%
	8	Eighth decile	483	8.98%	10.1%
	9	Ninth decile	459	8.53%	9.6%
	10	Tenth decile	465	8.64%	9.73%
		Total	4,780	88.83%	100%
Missing	.	not applicable (no LDL-C result)	601	11.17%	
		Total	601	11.17%	

Valid	Invalid	Minimum	Maximum
4780	601	1	10

H5LDLMM - LDL-C METHOD OF MEASUREMENT -W5

Type	Code
Measurement Unit	Numeric
H5LDLMM	LDL-C method of measurement. When TG < 400 mg/dl, LDL-C was indirectly calculated from the respondent-specific concentrations (mg/dl) of total cholesterol, high-density lipoprotein cholesterol, and triglycerides using the Friedewald equation ($LDL-C = TC - HDL-C - [TG/5]$). When TG \geq 400 mg/dl, LDL-C was directly measured.

			Frequency	% of total	% of valid
Valid	1	indirect calculation	4690	87.16%	98.12%
	2	directly measured	90	1.67%	1.88%
		Total	4,780	88.83%	100%
Missing	.	not applicable (no LDL-C result)	601	11.17%	
		Total	601	11.17%	

Valid	Invalid	Minimum	Maximum
4780	601	1	2

H5NHDL - NON-HDL CHOLESTRL (non-HDL-C, MG/DL) -W5

Type	Numeric (Double)
Measurement Unit	Numeric
H5NHDL	Non-High-Density Lipoprotein Cholesterol (non-HDL-C) calculated from Total Cholesterol and High-Density Lipoprotein Cholesterol.

			Frequency	% of total	% of valid
--	--	--	-----------	------------	------------

Missing	.	missing	590	10.96%	
		Total	590	10.96%	

Valid	Invalid	Minimum	Maximum	Mean	StdDev
4791	590	18	372	131.02233...	37.477053...

H5NHDEC - NON-HDL CHOLESTRL (non-HDL-C) DECILE -W5

Type	Code
Measurement Unit	Numeric
H5NHDEC	Non-High-Density Lipoprotein Cholesterol (non-HDL-C) ordered and assigned ranks.

			Frequency	% of total	% of valid
Valid	1	First decile	479	8.9%	10%
	2	Second decile	494	9.18%	10.31%
	3	Third decile	494	9.18%	10.31%
	4	Fourth decile	483	8.98%	10.08%
	5	Fifth decile	488	9.07%	10.19%
	6	Sixth decile	467	8.68%	9.75%
	7	Seventh decile	449	8.34%	9.37%
	8	Eighth decile	503	9.35%	10.5%
	9	Ninth decile	467	8.68%	9.75%
	10	Tenth decile	467	8.68%	9.75%
		Total	4,791	89.04%	100%
Missing	.	not applicable (no non-HDL-C result)	590	10.96%	
		Total	590	10.96%	

Valid	Invalid	Minimum	Maximum
4791	590	1	10

H5TC_HDL - TC TO HDL-C RATIO (TC:HDL-C) -W5

Type	Numeric (Double)
Measurement Unit	Numeric
H5TC_HDL	Total Cholesterol to High-Density Lipoprotein Cholesterol ratio (TC:HDL-C).

			Frequency	% of total	% of valid
Missing	.	not applicable (no TC and/or HDL-C result)	590	10.96%	
		Total	590	10.96%	

Valid	Invalid	Minimum	Maximum	Mean	StdDev
4791	590	1.2222222...	13.275862...	3.9543991...	1.3941855...

 H5TCHDEC - TC TO HDL-C RATIO (TC:HDL-C) DECILE-W5

Type	Code
Measurement Unit	Numeric
H5TCHDEC	Total Cholesterol to High-Density Lipoprotein Cholesterol ratio (TC:HDL-C) ordered and assigned ranks.

			Frequency	% of total	% of valid
Valid	1	First decile	479	8.9%	10%
	2	Second decile	479	8.9%	10%
	3	Third decile	479	8.9%	10%
	4	Fourth decile	481	8.94%	10.04%
	5	Fifth decile	477	8.86%	9.96%
	6	Sixth decile	484	8.99%	10.1%
	7	Seventh decile	477	8.86%	9.96%
	8	Eighth decile	491	9.12%	10.25%
	9	Ninth decile	466	8.66%	9.73%
	10	Tenth decile	478	8.88%	9.98%
		Total	4,791	89.04%	100%
Missing	.	not applicable (no TC and/or HDL-C result)	590	10.96%	
		Total	590	10.96%	

Valid	Invalid	Minimum	Maximum
4791	590	1	10

 H5FASTTM - HOURS SINCE LAST ATE -W5

Type	Numeric (Double)
Measurement Unit	Numeric
H5FASTTM	Number of hours since the last time the respondent ate

			Frequency	% of total	% of valid
Missing	.	not applicable (no blood draw)	370	6.88%	
	-999	implausible value < 0 hours	11	0.2%	
	999	implausible value >= 24 hours	49	0.91%	
		Total	430	7.99%	

Valid	Invalid	Minimum	Maximum	Mean	StdDev
4951	430	0	23.9	9.3817511...	5.5283044...

 H5FASTLP - FLAG: FASTED FOR 9+ HOURS -W5

Type	Code
Measurement Unit	Numeric

H5FASTLP	FLAG indicating respondent fasted for nine or more hours
----------	--

			Frequency	% of total	% of valid
Valid	0	no	1879	34.92%	37.95%
	1	yes	3072	57.09%	62.05%
		Total	4,951	92.01%	100%
Missing	.	not applicable (no fasting hours)	430	7.99%	
			Total	430	7.99%

Valid	Invalid	Minimum	Maximum
4951	430	0	1

H5CTC - CLASSIFICATION OF TC (NCEP/ATP III) -W5

Type	Code
Measurement Unit	Numeric
H5CTC	The classification of fasting Total Cholesterol according to NCEP/ATP III guidelines.

			Frequency	% of total	% of valid
Valid	1	Desirable: TC is < 200 mg/dl	2151	39.97%	44.89%
	2	Borderline high: TC is 200-239 mg/dl	608	11.3%	12.69%
	3	High: TC is >= 240 mg/dl	179	3.33%	3.74%
	4	Non-fasting	1799	33.43%	37.54%
	5	Fasting status unknown	55	1.02%	1.15%
		Total	4,792	89.05%	100%
Missing	.	not applicable (no TC result)	589	10.95%	
			Total	589	10.95%

Valid	Invalid	Minimum	Maximum
4792	589	1	5

H5CHDL - CLASSIFICATION OF HDL-C (NCEP/ATP III)-W5

Type	Code
Measurement Unit	Numeric
H5CHDL	The classification of fasting High-Density Lipoprotein Cholesterol according to NCEP/ATP III guidelines.

			Frequency	% of total	% of valid
--	--	--	-----------	------------	------------

Valid	1	Low: HDL-C is < 40 mg/dl	809	15.03%	16.89%
	2	Optimal: HDL-C is 40-59 mg/dl	1514	28.14%	31.6%
	3	High: HDL-C is \geq 60 mg/dl	615	11.43%	12.84%
	4	Non-fasting	1798	33.41%	37.53%
	5	Fasting status unknown	55	1.02%	1.15%
		Total	4,791	89.04%	100%
Missing	.	not applicable (no HDL-C result)	590	10.96%	
		Total	590	10.96%	

Valid	Invalid	Minimum	Maximum
4791	590	1	5

H5C1TG - CLASSIFICATION OF TG (NCEP/ATP III) -W5

Type	Code
Measurement Unit	Numeric
H5C1TG	The classification of fasting Triglycerides according to NCEP/ATP III guidelines.

			Frequency	% of total	% of valid
Valid	1	Normal: TG is < 150 mg/dl	2228	41.4%	46.5%
	2	Borderline high: TG is 150-199 mg/dl	361	6.71%	7.53%
	3	High: TG is 200-499 mg/dl	318	5.91%	6.64%
	4	Very high: TG is \geq 500 mg/dl	30	0.56%	0.63%
	5	Non-fasting	1799	33.43%	37.55%
	6	Fasting status unknown	55	1.02%	1.15%
		Total	4,791	89.04%	100%
Missing	.	not applicable (no TG result)	590	10.96%	
		Total	590	10.96%	

Valid	Invalid	Minimum	Maximum
4791	590	1	6

H5C1LDL - CLASSIFICATION OF LDL-C (NCEP/ATP III)-W5

Type	Code
Measurement Unit	Numeric
H5C1LDL	The classification of fasting Low-Density Lipoprotein Cholesterol according to NCEP/ATP III guidelines.

	Frequency	% of total	% of valid
--	-----------	------------	------------

Valid	1	Optimal: LDL-C is < 100 mg/dl	1252	23.27%	26.19%
	2	Near optimal: LDL-C is 100-129 mg/dl	1028	19.1%	21.51%
	3	Borderline high: LDL-C is 130-159 mg/dl	483	8.98%	10.1%
	4	High: LDL-C is 160-189 mg/dl	130	2.42%	2.72%
	5	Very high: LDL-C is >= 190 mg/dl	40	0.74%	0.84%
	6	Non-fasting	1793	33.32%	37.51%
	7	Fasting status unknown	54	1%	1.13%
		Total	4,780	88.83%	100%
Missing	.	not applicable (no LDL-C result)	601	11.17%	
		Total	601	11.17%	

Valid	Invalid	Minimum	Maximum
4780	601	1	7

H5C2TG - CLASSIFICATION OF TG (AHA/ACC) -W5

Type	Code
Measurement Unit	Numeric
H5C2TG	The classification of Triglycerides according to AHA/ACC guidelines.

			Frequency	% of total	% of valid
Valid	1	Normal: TG is < 175 mg/dl	3821	71.01%	79.75%
	2	Moderate hypertriglyceridemia: TG is 175-499 mg/dl	917	17.04%	19.14%
	3	Severe hypertriglyceridemia: TG is >= 500 mg/dl	30	0.56%	0.63%
	4	Non-fasting: TG is >= 500 mg/dl	22	0.41%	0.46%
	5	Fasting status unknown: TG is >= 500 mg/dl	1	0.02%	0.02%
		Total	4,791	89.04%	100%
Missing	.	not applicable (no TG result)	590	10.96%	
		Total	590	10.96%	

Valid	Invalid	Minimum	Maximum
4791	590	1	5

H5C2LDL - CLASSIFICATION OF LDL-C (AHA/ACC) -W5

Type	Code
Measurement Unit	Numeric
H5C2LDL	The classification of Low-Density Lipoprotein Cholesterol according to AHA/ACC guidelines.

			Frequency	% of total	% of valid
Valid	1	Normal: LDL-C is < 160 mg/dl	4538	84.33%	94.94%
	2	Moderate hypercholesterolemia: LDL-C is 160-189 mg/dl	187	3.48%	3.91%
	3	Severe hypercholesterolemia: LDL-C is >= 190 mg/dl	55	1.02%	1.15%
Total			4,780	88.83%	100%
Missing	.	not applicable (no LDL-C result)	601	11.17%	
	Total			601	11.17%

Valid	Invalid	Minimum	Maximum
4780	601	1	3

H5Q045F - Q045f EVER DX HIGH CHOLESTROL/TRIG -W5

Type	Code
Measurement Unit	Numeric
H5Q045F	Has a doctor, nurse or health care provider ever told you that you have high cholesterol or triglycerides?

			Frequency	% of total	% of valid
Valid	0	no	4626	85.97%	86.03%
	1	yes	751	13.96%	13.97%
Total			5,377	99.93%	100%
Missing	94	exam stopped prior to question Q045	1	0.02%	
	95	not asked of everyone	1	0.02%	
	96	refused	2	0.04%	
Total			4	0.07%	

Valid	Invalid	Minimum	Maximum
5377	4	0	1

H5C_MED2 - FLAG: ANTIHYPERLIPIDEMIC MED USE -W5

Type	Code
Measurement Unit	Numeric
H5C_MED2	FLAG indicating respondent took an antihyperlipidemic medication in the past 4 weeks

			Frequency	% of total	% of valid
Valid	0	no	5068	94.18%	96.24%
	1	yes	198	3.68%	3.76%

		Total	5,266	97.86%	100%
Missing	94	exam stopped prior to the medication questions	23	0.43%	
	96	refused	3	0.06%	
	98	medication could not be classified	1	0.02%	
	99	respondent reported taking prescription medication(s), but specific medication(s) not reported	88	1.64%	
		Total	115	2.14%	

Valid	Invalid	Minimum	Maximum
5266	115	0	1

H5HLIPJC - HYPERLIPIDEMIA JOINT CLASSIFICATION -W5

Type	Code
Measurement Unit	Numeric
H5HLIPJC	FLAG indicating respondent has EITHER a self-reported history of high cholesterol or triglycerides (H5Q045F = 1) OR taken an antihyperlipidemic medication in the past 4 weeks (H5C_MED2 = 1) OR has a fasting TG concentration \geq 500 mg/dl (H5C2TG = 3) OR an LDL-C concentration \geq 190 mg/dl (H5C2LDL = 3).

			Frequency	% of total	% of valid
Valid	0	no evidence of hyperlipidemia	4541	84.39%	84.44%
	1	evidence of hyperlipidemia	837	15.55%	15.56%
		Total	5,378	99.94%	100%
Missing	.	missing on all components of joint classification	3	0.06%	
		Total	3	0.06%	

Valid	Invalid	Minimum	Maximum
5378	3	0	1

H5HLPJC4 - HYPERLIPIDEMIA JOINT CLASS (WAVE IV) -W5

Type	Code
Measurement Unit	Numeric
H5HLPJC4	FLAG indicating respondent has EITHER a self-reported history of high cholesterol or triglycerides (H5Q045F = 1) OR has taken an antihyperlipidemic medication in the past 4 weeks (H5C_MED2 = 1). This joint classification variable parallels the Wave IV joint classification variable.

			Frequency	% of total	% of valid
Valid	0	no evidence of hyperlipidemia	4597	85.43%	85.48%
	1	evidence of hyperlipidemia	781	14.51%	14.52%
Total			5,378	99.94%	100%
Missing	.	missing on all components of joint classification	3	0.06%	
	Total		3	0.06%	

Valid	Invalid	Minimum	Maximum
5378	3	0	1

Wave V Medications-Home Exam

Title

Wave V Medications-Home Exam

Abstract

This file provides the therapeutic classification codes, as well as numerous medication flag variables, to identify the types of medications taken by respondents for medications (both prescription and over-the-counter) reported at the Wave V Home Exam.

Variables: 35

Observations: 11,105

Variables

Wave V Medications-Home Exam

- [H5MEDSRC - EX: MEDICATION SOURCE \(1=LAB,2=MEM\) -W5](#)
- [H5SET1 - EX: THERAPEUTIC CLASS - SET #1 -W5](#)
- [H5SET2 - EX: THERAPEUTIC CLASS - SET #2 -W5](#)
- [H5SET3 - EX: THERAPEUTIC CLASS - SET #3 -W5](#)
- [H5SET4 - EX: THERAPEUTIC CLASS - SET #4 -W5](#)
- [H5OTC24 - EX: OTC TAKEN IN PAST 24 HRS \(Q69/70\)-W5](#)
- [H5EAHT - EX: FLAG - ANTIHYPERTENSIVE -W5](#)
- [H5ECMED2 - EX: FLAG - ANTIHYPERLIPIDEMIC -W5](#)
- [H5ECMED - EX: FLAG - ANTI-DIABETIC -W5](#)
- [H5ECRP1 - EX: FLAG - CRP: NSAID/SALICY \(24 HR\) -W5](#)
- [H5ECRP2 - EX: FLAG - CRP: NSAID/SALICY \(4 WKS\)-W5](#)
- [H5ECRP3 - EX: FLAG - CRP: COX-2 INHIBITORS -W5](#)
- [H5ECRP4 - EX: FLAG - CRP: INHALED CORTICOSTER -W5](#)
- [H5ECRP5 - EX: FLAG - CRP: CORTICOTROP/GLUCOCOR-W5](#)

- H5ECRP6 - EX: FLAG - CRP: ANTIRHEUMTC/ANTIPSOR-W5
- H5ECRP7 - EX: FLAG - CRP: IMMUNOSUPPRESSIVE -W5
- H5ECRP8 - EX: FLAG - ANTI-INFLAMMATORY -W5
- H5ENARC - EX: FLAG - NARCOTIC -W5
- H5EADCMB - EX: FLAG - AD: PYSCHOTHERAP COMBO -W5
- H5EADMSC - EX: FLAG - AD: MISCELLANEOUS -W5
- H5EADSRI - EX: FLAG - AD: SEL SEROT REUPTAK INH-W5
- H5EADTRI - EX: FLAG - AD: TRICYCLIC -W5
- H5EADMOI - EX: FLAG - AD: MONOAMINE OXIDASE INH-W5
- H5EADPHE - EX: FLAG - AD: PHENYLPIPERAZINE -W5
- H5EADTET - EX: FLAG - AD: TETRACYCLIC -W5
- H5EADSNR - EX: FLAG - AD: SEL SERO NOR REUP INH-W5
- H5EADANY - EX: FLAG - ANTIDEPRESSANT -W5
- H5EAPS - EX: FLAG - ANTIPSYCHOTIC -W5
- H5EASH - EX: FLAG - ANXIOLYTC/SEDATVE/HYPNOTC-W5
- H5EACO - EX: FLAG - ANTICONVULSANT -W5
- H5MEDTOT - EX: # PRESCRIPTION MEDS REPORTED -W5
- H5MEDLAB - EX: # PRESCRIPTION MEDS RPT FR LABEL -W5
- H5MEDMEM - EX: # PRESCRIPTION MEDS RPT FR MEMORY-W5
- H5MEDMAN - EX: # PRESCRIPTION MEDS ENT MANUALLY -W5

H5MEDSRC - EX: MEDICATION SOURCE (1=LAB,2=MEM) -W5

Type	Code
Measurement Unit	Numeric
H5MEDSRC	Source of the prescription medication - reported from the label or from memory
1	label
2	memory

H5SET1 - EX: THERAPEUTIC CLASS - SET #1 -W5

Type	Text
Constraints	Maximum Length: 11
H5SET1	Therapeutic Classification code - Set #1

H5SET2 - EX: THERAPEUTIC CLASS - SET #2 -W5

Type	Text
Constraints	Maximum Length: 11
H5SET2	Therapeutic Classification code - Set #2

H5SET3 - EX: THERAPEUTIC CLASS - SET #3 -W5

Type	Text
Constraints	Maximum Length: 11
H5SET3	Therapeutic Classification code - Set #3

H5SET4 - EX: THERAPEUTIC CLASS - SET #4 -W5

Type	Text
Constraints	Maximum Length: 11
H5SET4	Therapeutic Classification code - Set #4

H5OTC24 - EX: OTC TAKEN IN PAST 24 HRS (Q69/70)-W5

Type	Code
Measurement Unit	Numeric
H5OTC24	Type of OTC medication taken in the past 24 hours (Q069/Q070)
1	OTC aspirin-containing medication (Q069)
2	OTC anti-inflammatory medication (Q070)

H5EAHT - EX: FLAG - ANTIHYPERTENSIVE -W5

Type	Code
Measurement Unit	Numeric
H5EAHT	FLAG indicating this medication is an antihypertensive
0	no
1	yes

H5ECMED2 - EX: FLAG - ANTIHYPERLIPIDEMIC -W5

Type	Code
Measurement Unit	Numeric
H5ECMED2	FLAG indicating this medication is an antihyperlipidemic
0	no
1	yes

H5ECMED - EX: FLAG - ANTI-DIABETIC -W5

Type	Code
Measurement Unit	Numeric
H5ECMED	FLAG indicating this medication is an anti-diabetic
0	no

1	yes
---	-----

H5ECRP1 - EX: FLAG - CRP: NSAID/SALICY (24 HR) -W5

Type	Code
Measurement Unit	Numeric
H5ECRP1	FLAG indicating this is an OTC medication taken in the past 24 hours, that is either an NSAID or Salicylate.
0	no
1	yes

H5ECRP2 - EX: FLAG - CRP: NSAID/SALICY (4 WKS)-W5

Type	Code
Measurement Unit	Numeric
H5ECRP2	FLAG indicating this is a prescription medication taken in past 4 weeks, that is either an NSAID or Salicylate. Or, it could also be any oral medication that contains NSAID or Salicylate as an active ingredient.
0	no
1	yes

H5ECRP3 - EX: FLAG - CRP: COX-2 INHIBITORS -W5

Type	Code
Measurement Unit	Numeric
H5ECRP3	FLAG indicating this medication is an anti-inflammatory COX-2 inhibitor
0	no
1	yes

H5ECRP4 - EX: FLAG - CRP: INHALED CORTICOSTER -W5

Type	Code
Measurement Unit	Numeric
H5ECRP4	FLAG indicating this medication is an anti-inflammatory inhaled corticosteroid
0	no
1	yes

H5ECRP5 - EX: FLAG - CRP: CORTICOTROP/GLUCOCOR-W5

Type	Code
Measurement Unit	Numeric

H5ECRP5	FLAG indicating this medication is an anti-inflammatory corticotropin or glucocorticoid
0	no
1	yes

H5ECRP6 - EX: FLAG - CRP: ANTIRHEUMTC/ANTIPSOR-W5

Type	Code
Measurement Unit	Numeric
H5ECRP6	FLAG indicating this medication is an anti-inflammatory anti-rheumatic or anti-psoriatic
0	no
1	yes

H5ECRP7 - EX: FLAG - CRP: IMMUNOSUPPRESSIVE -W5

Type	Code
Measurement Unit	Numeric
H5ECRP7	FLAG indicating this medication is an anti-inflammatory immunosuppressive agent or immunosuppressive monoclonal antibody
0	no
1	yes

H5ECRP8 - EX: FLAG - ANTI-INFLAMMATORY -W5

Type	Code
Measurement Unit	Numeric
H5ECRP8	FLAG indicating this medication is an anti-inflammatory of any type
0	no
1	yes

H5ENARC - EX: FLAG - NARCOTIC -W5

Type	Code
Measurement Unit	Numeric
H5ENARC	FLAG indicating this medication is a narcotic
0	no
1	yes

H5EADCMB - EX: FLAG - AD: PYSCHOTHERAP COMBO -W5

Type	Code
Measurement Unit	Numeric
H5EADCMB	FLAG indicating this medication is an antidepressant psychotherapeutic combination
0	no
1	yes

 H5EADMSC - EX: FLAG - AD: MISCELLANEOUS -W5

Type	Code
Measurement Unit	Numeric
H5EADMSC	FLAG indicating this medication is an antidepressant miscellaneous antipsychotic agent
0	no
1	yes

 H5EADSRI - EX: FLAG - AD: SEL SEROT REUPTAK INH-W5

Type	Code
Measurement Unit	Numeric
H5EADSRI	FLAG indicating this medication is an antidepressant selective serotonin reuptake inhibitor
0	no
1	yes

 H5EADTRI - EX: FLAG - AD: TRICYCLIC -W5

Type	Code
Measurement Unit	Numeric
H5EADTRI	FLAG indicating this medication is an antidepressant tricyclic
0	no
1	yes

 H5EADMOI - EX: FLAG - AD: MONOAMINE OXIDASE INH-W5

Type	Code
Measurement Unit	Numeric
H5EADMOI	FLAG indicating this medication is an antidepressant monoamine oxidase inhibitor
0	no

1	yes
---	-----

 H5EADPHE - EX: FLAG - AD: PHENYLPIPERAZINE -W5

Type	Code
Measurement Unit	Numeric
H5EADPHE	FLAG indicating this medication is an antidepressant phenylpiperazine
0	no
1	yes

 H5EADTET - EX: FLAG - AD: TETRACYCLIC -W5

Type	Code
Measurement Unit	Numeric
H5EADTET	FLAG indicating this medication is an antidepressant tetracyclic
0	no
1	yes

 H5EADSNR - EX: FLAG - AD: SEL SERO NOR REUP INH-W5

Type	Code
Measurement Unit	Numeric
H5EADSNR	FLAG indicating this medication is an antidepressant selective serotonin norepinephrine reuptake inhibitor
0	no
1	yes

 H5EADANY - EX: FLAG - ANTIDEPRESSANT -W5

Type	Code
Measurement Unit	Numeric
H5EADANY	FLAG indicating this medication is an antidepressant of any type
0	no
1	yes

 H5EAPS - EX: FLAG - ANTIPSYCHOTIC -W5

Type	Code
Measurement Unit	Numeric
H5EAPS	FLAG indicating this medication is an antipsychotic
0	no

1	yes
---	-----

 H5EASH - EX: FLAG - ANXIOLYTC/SEDATVE/HYPNOTC-W5

Type	Code
Measurement Unit	Numeric
H5EASH	FLAG indicating this medication is an anxiolytic, sedative or hypnotic
0	no
1	yes

 H5EACO - EX: FLAG - ANTICONVULSANT -W5

Type	Code
Measurement Unit	Numeric
H5EACO	FLAG indicating this medication is an anticonvulsant
0	no
1	yes

 H5MEDTOT - EX: # PRESCRIPTION MEDS REPORTED -W5

Type	Numeric (Double)
H5MEDTOT	Total number of prescription medications taken in the past 4 weeks

 H5MEDLAB - EX: # PRESCRIPTION MEDS RPT FR LABEL -W5

Type	Numeric (Double)
H5MEDLAB	Total number of prescription medications that were reported from the label

 H5MEDMEM - EX: # PRESCRIPTION MEDS RPT FR MEMORY-W5

Type	Numeric (Double)
H5MEDMEM	Total number of prescription medications that were reported from memory

 H5MEDMAN - EX: # PRESCRIPTION MEDS ENT MANUALLY -W5

Type	Numeric (Double)
H5MEDMAN	Total number of prescription medications that were entered manually by the examiner

Logical Products

Wave V Medications-Home Exam

Data Layouts

Wave V Medications-Home Exam

Wave V Medications-Home Exam

H5MEDSRC - EX: MEDICATION SOURCE (1=LAB,2=MEM) -W5

Type	Code
Measurement Unit	Numeric
H5MEDSRC	Source of the prescription medication - reported from the label or from memory
1	label
2	memory

H5SET1 - EX: THERAPEUTIC CLASS - SET #1 -W5

Type	Text
Constraints	Maximum Length: 11
H5SET1	Therapeutic Classification code - Set #1

H5SET2 - EX: THERAPEUTIC CLASS - SET #2 -W5

Type	Text
Constraints	Maximum Length: 11
H5SET2	Therapeutic Classification code - Set #2

H5SET3 - EX: THERAPEUTIC CLASS - SET #3 -W5

Type	Text
Constraints	Maximum Length: 11
H5SET3	Therapeutic Classification code - Set #3

H5SET4 - EX: THERAPEUTIC CLASS - SET #4 -W5

Type	Text
Constraints	Maximum Length: 11
H5SET4	Therapeutic Classification code - Set #4

 H5OTC24 - EX: OTC TAKEN IN PAST 24 HRS (Q69/70)-W5

Type	Code
Measurement Unit	Numeric
H5OTC24	Type of OTC medication taken in the past 24 hours (Q069/Q070)
1	OTC aspirin-containing medication (Q069)
2	OTC anti-inflammatory medication (Q070)

 H5EAHT - EX: FLAG - ANTIHYPERTENSIVE -W5

Type	Code
Measurement Unit	Numeric
H5EAHT	FLAG indicating this medication is an antihypertensive
0	no
1	yes

 H5ECMED2 - EX: FLAG - ANTIHYPERLIPIDEMIC -W5

Type	Code
Measurement Unit	Numeric
H5ECMED2	FLAG indicating this medication is an antihyperlipidemic
0	no
1	yes

 H5ECMED - EX: FLAG - ANTI-DIABETIC -W5

Type	Code
Measurement Unit	Numeric
H5ECMED	FLAG indicating this medication is an anti-diabetic
0	no
1	yes

 H5ECRP1 - EX: FLAG - CRP: NSAID/SALICY (24 HR) -W5

Type	Code
Measurement Unit	Numeric
H5ECRP1	FLAG indicating this is an OTC medication taken in the past 24 hours, that is either an NSAID or Salicylate.
0	no
1	yes

 H5ECP2 - EX: FLAG - CRP: NSAID/SALICY (4 WKS)-W5

Type	Code
Measurement Unit	Numeric
H5ECP2	FLAG indicating this is a prescription medication taken in past 4 weeks, that is either an NSAID or Salicylate. Or, it could also be any oral medication that contains NSAID or Salicylate as an active ingredient.
0	no
1	yes

 H5ECP3 - EX: FLAG - CRP: COX-2 INHIBITORS -W5

Type	Code
Measurement Unit	Numeric
H5ECP3	FLAG indicating this medication is an anti-inflammatory COX-2 inhibitor
0	no
1	yes

 H5ECP4 - EX: FLAG - CRP: INHALED CORTICOSTER -W5

Type	Code
Measurement Unit	Numeric
H5ECP4	FLAG indicating this medication is an anti-inflammatory inhaled corticosteroid
0	no
1	yes

 H5ECP5 - EX: FLAG - CRP: CORTICOTROP/GLUCOCOR-W5

Type	Code
Measurement Unit	Numeric
H5ECP5	FLAG indicating this medication is an anti-inflammatory corticotropin or glucocorticoid
0	no
1	yes

 H5ECP6 - EX: FLAG - CRP: ANTIRHEUMTC/ANTIPSOR-W5

Type	Code
Measurement Unit	Numeric
H5ECP6	FLAG indicating this medication is an anti-inflammatory anti-rheumatic or anti-psoriatic

0	no
1	yes

 H5ECP7 - EX: FLAG - CRP: IMMUNOSUPPRESSIVE -W5

Type	Code
Measurement Unit	Numeric
H5ECP7	FLAG indicating this medication is an anti-inflammatory immunosuppressive agent or immunosuppressive monoclonal antibody
0	no
1	yes

 H5ECP8 - EX: FLAG - ANTI-INFLAMMATORY -W5

Type	Code
Measurement Unit	Numeric
H5ECP8	FLAG indicating this medication is an anti-inflammatory of any type
0	no
1	yes

 H5ENARC - EX: FLAG - NARCOTIC -W5

Type	Code
Measurement Unit	Numeric
H5ENARC	FLAG indicating this medication is a narcotic
0	no
1	yes


 H5EADCMB - EX: FLAG - AD: PYSCHOTHERAP COMBO -W5

Type	Code
Measurement Unit	Numeric
H5EADCMB	FLAG indicating this medication is an antidepressant psychotherapeutic combination
0	no
1	yes

 H5EADMSC - EX: FLAG - AD: MISCELLANEOUS -W5

Type	Code
Measurement Unit	Numeric

H5EADMSC	FLAG indicating this medication is an antidepressant miscellaneous antipsychotic agent
0	no
1	yes

 H5EADSRI - EX: FLAG - AD: SEL SEROT REUPTAK INH-W5

Type	Code
Measurement Unit	Numeric
H5EADSRI	FLAG indicating this medication is an antidepressant selective serotonin reuptake inhibitor
0	no
1	yes

 H5EADTRI - EX: FLAG - AD: TRICYCLIC -W5

Type	Code
Measurement Unit	Numeric
H5EADTRI	FLAG indicating this medication is an antidepressant tricyclic
0	no
1	yes

 H5EADMOI - EX: FLAG - AD: MONOAMINE OXIDASE INH-W5


Type	Code
Measurement Unit	Numeric
H5EADMOI	FLAG indicating this medication is an antidepressant monoamine oxidase inhibitor
0	no
1	yes

 H5EADPHE - EX: FLAG - AD: PHENYLPIPERAZINE -W5

Type	Code
Measurement Unit	Numeric
H5EADPHE	FLAG indicating this medication is an antidepressant phenylpiperazine
0	no
1	yes

 H5EADTET - EX: FLAG - AD: TETRACYCLIC -W5

Type	Code
Measurement Unit	Numeric
H5EADTET	FLAG indicating this medication is an antidepressant tetracyclic
0	no
1	yes

 H5EADSNR - EX: FLAG - AD: SEL SERO NOR REUP INH-W5

Type	Code
Measurement Unit	Numeric
H5EADSNR	FLAG indicating this medication is an antidepressant selective serotonin norepinephrine reuptake inhibitor
0	no
1	yes

 H5EADANY - EX: FLAG - ANTIDEPRESSANT -W5

Type	Code
Measurement Unit	Numeric
H5EADANY	FLAG indicating this medication is an antidepressant of any type
0	no
1	yes

 H5EAPS - EX: FLAG - ANTIPSYCHOTIC -W5

Type	Code
Measurement Unit	Numeric
H5EAPS	FLAG indicating this medication is an antipsychotic
0	no
1	yes

 H5EASH - EX: FLAG - ANXIOLYTC/SEDATVE/HYPNOTC-W5

Type	Code
Measurement Unit	Numeric
H5EASH	FLAG indicating this medication is an anxiolytic, sedative or hypnotic
0	no
1	yes

 H5EACO - EX: FLAG - ANTICONVULSANT -W5

Type	Code
Measurement Unit	Numeric
H5EACO	FLAG indicating this medication is an anticonvulsant
0	no
1	yes

 H5MEDTOT - EX: # PRESCRIPTION MEDS REPORTED -W5

Type	Numeric (Double)
H5MEDTOT	Total number of prescription medications taken in the past 4 weeks

 H5MEDLAB - EX: # PRESCRIPTION MEDS RPT FR LABEL -W5

Type	Numeric (Double)
H5MEDLAB	Total number of prescription medications that were reported from the label

 H5MEDMEM - EX: # PRESCRIPTION MEDS RPT FR MEMORY-W5

Type	Numeric (Double)
H5MEDMEM	Total number of prescription medications that were reported from memory

 H5MEDMAN - EX: # PRESCRIPTION MEDS ENT MANUALLY -W5

Type	Numeric (Double)
H5MEDMAN	Total number of prescription medications that were entered manually by the examiner

Physical Instances

 Wave V Medications-Home Exam

Title	Wave V Medications-Home Exam
File Name	bmeds5.sas7bdat
Case Quantity	11105
Variable Count	34

 H5MEDSRC - EX: MEDICATION SOURCE (1=LAB,2=MEM) -W5

Type	Code
Measurement Unit	Numeric
H5MEDSRC	Source of the prescription medication - reported from the label or from memory

	Frequency	% of total	% of valid
--	-----------	------------	------------

Valid	1	label	4813	43.34%	66.02%
	2	memory	2477	22.31%	33.98%
		Total	7,290	65.65%	100%
Missing	.	not applicable	3815	34.35%	
		Total	3,815	34.35%	

Valid	Invalid	Minimum	Maximum
7290	3815	1	2

H5SET1 - EX: THERAPEUTIC CLASS - SET #1 -W5

Type	Text
Constraints	Maximum Length: 11
H5SET1	Therapeutic Classification code - Set #1

			Frequency	% of total	% of valid
Missing		not applicable	3727	33.56%	
	998-998	classification of the medication was impossible	1	0.01%	
	999-999	respondent reported taking a prescription medication(s), but specific medication(s) not reported	88	0.79%	
		Total	3,816	34.36%	

Valid	Invalid
7289	3816

H5SET2 - EX: THERAPEUTIC CLASS - SET #2 -W5

Type	Text
Constraints	Maximum Length: 11
H5SET2	Therapeutic Classification code - Set #2

			Frequency	% of total	% of valid
Missing		not applicable	10165	91.54%	
		Total	10,165	91.54%	

Valid	Invalid
940	10165

H5SET3 - EX: THERAPEUTIC CLASS - SET #3 -W5

Type	Text
Constraints	Maximum Length: 11

H5SET3	Therapeutic Classification code - Set #3
--------	--

			Frequency	% of total	% of valid
Missing		not applicable	11027	99.3%	
		Total	11,027	99.3%	

Valid	Invalid
78	11027

H5SET4 - EX: THERAPEUTIC CLASS - SET #4 -W5

Type	Text
Constraints	Maximum Length: 11
H5SET4	Therapeutic Classification code - Set #4

			Frequency	% of total	% of valid
Missing		not applicable	11085	99.82%	
		Total	11,085	99.82%	

Valid	Invalid
20	11085

H5OTC24 - EX: OTC TAKEN IN PAST 24 HRS (Q69/70)-W5

Type	Code
Measurement Unit	Numeric
H5OTC24	Type of OTC medication taken in the past 24 hours (Q069/Q070)

			Frequency	% of total	% of valid
Valid	1	OTC aspirin-containing medication (Q069)	819	7.38%	48.95%
	2	OTC anti-inflammatory medication (Q070)	854	7.69%	51.05%
		Total	1,673	15.07%	100%
Missing	.	not applicable	9432	84.93%	
		Total	9,432	84.93%	

Valid	Invalid	Minimum	Maximum
1673	9432	1	2

H5EAHT - EX: FLAG - ANTIHYPERTENSIVE -W5

Type	Code
Measurement Unit	Numeric
H5EAHT	FLAG indicating this medication is an antihypertensive

			Frequency	% of total	% of valid
Valid	0	no	8110	73.03%	90.49%
	1	yes	852	7.67%	9.51%
		Total	8,962	80.7%	100%
Missing	.	not applicable	2054	18.5%	
	98	medication could not be classified	1	0.01%	
	99	respondent reported taking prescription medication(s), but specific medication(s) not reported	88	0.79%	
		Total	2,143	19.3%	

Valid	Invalid	Minimum	Maximum
8962	2143	0	1

H5ECMED2 - EX: FLAG - ANTIHYPERLIPIDEMIC -W5

Type	Code
Measurement Unit	Numeric
H5ECMED2	FLAG indicating this medication is an antihyperlipidemic

			Frequency	% of total	% of valid
Valid	0	no	8746	78.76%	97.59%
	1	yes	216	1.95%	2.41%
		Total	8,962	80.7%	100%
Missing	.	not applicable	2054	18.5%	
	98	medication could not be classified	1	0.01%	
	99	respondent reported taking prescription medication(s), but specific medication(s) not reported	88	0.79%	
		Total	2,143	19.3%	

Valid	Invalid	Minimum	Maximum
8962	2143	0	1

H5ECMED - EX: FLAG - ANTI-DIABETIC -W5

Type	Code
Measurement Unit	Numeric
H5ECMED	FLAG indicating this medication is an anti-diabetic

			Frequency	% of total	% of valid
--	--	--	-----------	------------	------------

Valid	0	no	8573	77.2%	95.66%
	1	yes	389	3.5%	4.34%
		Total	8,962	80.7%	100%
Missing	.	not applicable	2054	18.5%	
	98	medication could not be classified	1	0.01%	
	99	respondent reported taking prescription medication(s), but specific medication(s) not reported	88	0.79%	
		Total	2,143	19.3%	

Valid	Invalid	Minimum	Maximum
8962	2143	0	1

H5ECRP1 - EX: FLAG - CRP: NSAID/SALICY (24 HR) -W5

Type	Code
Measurement Unit	Numeric
H5ECRP1	FLAG indicating this is an OTC medication taken in the past 24 hours, that is either an NSAID or Salicylate.

			Frequency	% of total	% of valid
Valid	0	no	7289	65.64%	81.33%
	1	yes	1673	15.07%	18.67%
		Total	8,962	80.7%	100%
Missing	.	not applicable	2054	18.5%	
	98	medication could not be classified	1	0.01%	
	99	respondent reported taking prescription medication(s), but specific medication(s) not reported	88	0.79%	
		Total	2,143	19.3%	

Valid	Invalid	Minimum	Maximum
8962	2143	0	1

H5ECRP2 - EX: FLAG - CRP: NSAID/SALICY (4 WKS)-W5

Type	Code
Measurement Unit	Numeric

H5ECRP2	FLAG indicating this is a prescription medication taken in past 4 weeks, that is either an NSAID or Salicylate. Or, it could also be any oral medication that contains NSAID or Salicylate as an active ingredient.
---------	---

			Frequency	% of total	% of valid
Valid	0	no	8657	77.96%	96.6%
	1	yes	305	2.75%	3.4%
Total			8,962	80.7%	100%
Missing	.	not applicable	2054	18.5%	
	98	medication could not be classified	1	0.01%	
	99	respondent reported taking prescription medication(s), but specific medication(s) not reported	88	0.79%	
Total			2,143	19.3%	

Valid	Invalid	Minimum	Maximum
8962	2143	0	1

H5ECRP3 - EX: FLAG - CRP: COX-2 INHIBITORS -W5

Type	Code
Measurement Unit	Numeric
H5ECRP3	FLAG indicating this medication is an anti-inflammatory COX-2 inhibitor

			Frequency	% of total	% of valid
Valid	0	no	8947	80.57%	99.83%
	1	yes	15	0.14%	0.17%
Total			8,962	80.7%	100%
Missing	.	not applicable	2054	18.5%	
	98	medication could not be classified	1	0.01%	
	99	respondent reported taking prescription medication(s), but specific medication(s) not reported	88	0.79%	
Total			2,143	19.3%	

Valid	Invalid	Minimum	Maximum
8962	2143	0	1

H5ECRP4 - EX: FLAG - CRP: INHALED CORTICOSTER -W5

Type	Code
------	------

Measurement Unit	Numeric
H5ECP4	FLAG indicating this medication is an anti-inflammatory inhaled corticosteroid

			Frequency	% of total	% of valid
Valid	0	no	8930	80.41%	99.64%
	1	yes	32	0.29%	0.36%
Total			8,962	80.7%	100%
Missing	.	not applicable	2054	18.5%	
	98	medication could not be classified	1	0.01%	
	99	respondent reported taking prescription medication(s), but specific medication(s) not reported	88	0.79%	
Total			2,143	19.3%	

Valid	Invalid	Minimum	Maximum
8962	2143	0	1

H5ECP5 - EX: FLAG - CRP: CORTICOTROP/GLUCOCOR-W5

Type	Code
Measurement Unit	Numeric
H5ECP5	FLAG indicating this medication is an anti-inflammatory corticotropin or glucocorticoid

			Frequency	% of total	% of valid
Valid	0	no	8893	80.08%	99.23%
	1	yes	69	0.62%	0.77%
Total			8,962	80.7%	100%
Missing	.	not applicable	2054	18.5%	
	98	medication could not be classified	1	0.01%	
	99	respondent reported taking prescription medication(s), but specific medication(s) not reported	88	0.79%	
Total			2,143	19.3%	

Valid	Invalid	Minimum	Maximum
8962	2143	0	1

H5ECP6 - EX: FLAG - CRP: ANTIRHEUMTC/ANTIPSOR-W5

Type	Code
------	------

Measurement Unit	Numeric
H5ECRP6	FLAG indicating this medication is an anti-inflammatory anti-rheumatic or anti-psoriatic

			Frequency	% of total	% of valid
Valid	0	no	8923	80.35%	99.56%
	1	yes	39	0.35%	0.44%
Total			8,962	80.7%	100%
Missing	.	not applicable	2054	18.5%	
	98	medication could not be classified	1	0.01%	
	99	respondent reported taking prescription medication(s), but specific medication(s) not reported	88	0.79%	
Total			2,143	19.3%	

Valid	Invalid	Minimum	Maximum
8962	2143	0	1

H5ECRP7 - EX: FLAG - CRP: IMMUNOSUPPRESSIVE -W5

Type	Code
Measurement Unit	Numeric
H5ECRP7	FLAG indicating this medication is an anti-inflammatory immunosuppressive agent or immunosuppressive monoclonal antibody

			Frequency	% of total	% of valid
Valid	0	no	8914	80.27%	99.46%
	1	yes	48	0.43%	0.54%
Total			8,962	80.7%	100%
Missing	.	not applicable	2054	18.5%	
	98	medication could not be classified	1	0.01%	
	99	respondent reported taking prescription medication(s), but specific medication(s) not reported	88	0.79%	
Total			2,143	19.3%	

Valid	Invalid	Minimum	Maximum
8962	2143	0	1

H5ECRP8 - EX: FLAG - ANTI-INFLAMMATORY -W5

Type	Code
Measurement Unit	Numeric
H5ECP8	FLAG indicating this medication is an anti-inflammatory of any type

			Frequency	% of total	% of valid
Valid	0	no	6806	61.29%	75.94%
	1	yes	2156	19.41%	24.06%
Total			8,962	80.7%	100%
Missing	.	not applicable	2054	18.5%	
	98	medication could not be classified	1	0.01%	
	99	respondent reported taking prescription medication(s), but specific medication(s) not reported	88	0.79%	
Total			2,143	19.3%	

Valid	Invalid	Minimum	Maximum
8962	2143	0	1

 H5ENARC - EX: FLAG - NARCOTIC -W5

Type	Code
Measurement Unit	Numeric
H5ENARC	FLAG indicating this medication is a narcotic

			Frequency	% of total	% of valid
Valid	0	no	8686	78.22%	96.92%
	1	yes	276	2.49%	3.08%
Total			8,962	80.7%	100%
Missing	.	not applicable	2054	18.5%	
	98	medication could not be classified	1	0.01%	
	99	respondent reported taking prescription medication(s), but specific medication(s) not reported	88	0.79%	
Total			2,143	19.3%	

Valid	Invalid	Minimum	Maximum
8962	2143	0	1

 H5EADCMB - EX: FLAG - AD: PSYCHOTHERAP COMBO -W5

Type	Code
Measurement Unit	Numeric
H5EADCMB	FLAG indicating this medication is an antidepressant psychotherapeutic combination

			Frequency	% of total	% of valid
Valid	0	no	8962	80.7%	100%
	1	yes	0	0%	0%
		Total	8,962	80.7%	100%
Missing	.	not applicable	2054	18.5%	
	98	medication could not be classified	1	0.01%	
	99	respondent reported taking prescription medication(s), but specific medication(s) not reported	88	0.79%	
		Total	2,143	19.3%	


Valid	Invalid	Minimum	Maximum
8962	2143	0	0

H5EADMSC - EX: FLAG - AD: MISCELLANEOUS -W5

Type	Code
Measurement Unit	Numeric
H5EADMSC	FLAG indicating this medication is an antidepressant miscellaneous antipsychotic agent

			Frequency	% of total	% of valid
Valid	0	no	8805	79.29%	98.25%
	1	yes	157	1.41%	1.75%
		Total	8,962	80.7%	100%
Missing	.	not applicable	2054	18.5%	
	98	medication could not be classified	1	0.01%	
	99	respondent reported taking prescription medication(s), but specific medication(s) not reported	88	0.79%	
		Total	2,143	19.3%	

Valid	Invalid	Minimum	Maximum
8962	2143	0	1

 H5EADSRI - EX: FLAG - AD: SEL SEROT REUPTAK INH-W5

Type	Code
Measurement Unit	Numeric
H5EADSRI	FLAG indicating this medication is an antidepressant selective serotonin reuptake inhibitor

			Frequency	% of total	% of valid
Valid	0	no	8546	76.96%	95.36%
	1	yes	416	3.75%	4.64%
	Total		8,962	80.7%	100%
Missing	.	not applicable	2054	18.5%	
	98	medication could not be classified	1	0.01%	
	99	respondent reported taking prescription medication(s), but specific medication(s) not reported	88	0.79%	
	Total		2,143	19.3%	


Valid	Invalid	Minimum	Maximum
8962	2143	0	1

 H5EADTRI - EX: FLAG - AD: TRICYCLIC -W5

Type	Code
Measurement Unit	Numeric
H5EADTRI	FLAG indicating this medication is an antidepressant tricyclic

			Frequency	% of total	% of valid
Valid	0	no	8902	80.16%	99.33%
	1	yes	60	0.54%	0.67%
	Total		8,962	80.7%	100%
Missing	.	not applicable	2054	18.5%	
	98	medication could not be classified	1	0.01%	
	99	respondent reported taking prescription medication(s), but specific medication(s) not reported	88	0.79%	
	Total		2,143	19.3%	

Valid	Invalid	Minimum	Maximum
8962	2143	0	1

 H5EADMOI - EX: FLAG - AD: MONOAMINE OXIDASE INH-W5

Type	Code
Measurement Unit	Numeric
H5EADMOI	FLAG indicating this medication is an antidepressant monoamine oxidase inhibitor

			Frequency	% of total	% of valid
Valid	0	no	8961	80.69%	99.99%
	1	yes	1	0.01%	0.01%
	Total		8,962	80.7%	100%
Missing	.	not applicable	2054	18.5%	
	98	medication could not be classified	1	0.01%	
	99	respondent reported taking prescription medication(s), but specific medication(s) not reported	88	0.79%	
Total		2,143	19.3%		

Valid	Invalid	Minimum	Maximum
8962	2143	0	1

 H5EADPHE - EX: FLAG - AD: PHENYLPIPERAZINE -W5

Type	Code
Measurement Unit	Numeric
H5EADPHE	FLAG indicating this medication is an antidepressant phenylpiperazine

			Frequency	% of total	% of valid
Valid	0	no	8903	80.17%	99.34%
	1	yes	59	0.53%	0.66%
	Total		8,962	80.7%	100%
Missing	.	not applicable	2054	18.5%	
	98	medication could not be classified	1	0.01%	
	99	respondent reported taking prescription medication(s), but specific medication(s) not reported	88	0.79%	
Total		2,143	19.3%		

Valid	Invalid	Minimum	Maximum
8962	2143	0	1

 H5EADTET - EX: FLAG - AD: TETRACYCLIC -W5

Type	Code
Measurement Unit	Numeric
H5EADTET	FLAG indicating this medication is an antidepressant tetracyclic

			Frequency	% of total	% of valid
Valid	0	no	8953	80.62%	99.9%
	1	yes	9	0.08%	0.1%
Total			8,962	80.7%	100%
Missing	.	not applicable	2054	18.5%	
	98	medication could not be classified	1	0.01%	
	99	respondent reported taking prescription medication(s), but specific medication(s) not reported	88	0.79%	
Total			2,143	19.3%	

Valid	Invalid	Minimum	Maximum
8962	2143	0	1

 H5EADSNR - EX: FLAG - AD: SEL SERO NOR REUP INH-W5

Type	Code
Measurement Unit	Numeric
H5EADSNR	FLAG indicating this medication is an antidepressant selective serotonin norepinephrine reuptake inhibitor

			Frequency	% of total	% of valid
Valid	0	no	8820	79.42%	98.42%
	1	yes	142	1.28%	1.58%
Total			8,962	80.7%	100%
Missing	.	not applicable	2054	18.5%	
	98	medication could not be classified	1	0.01%	
	99	respondent reported taking prescription medication(s), but specific medication(s) not reported	88	0.79%	
Total			2,143	19.3%	

Valid	Invalid	Minimum	Maximum
8962	2143	0	1

 H5EADANY - EX: FLAG - ANTIDEPRESSANT -W5

Type	Code
Measurement Unit	Numeric
H5EADANY	FLAG indicating this medication is an antidepressant of any type

			Frequency	% of total	% of valid
Valid	0	no	8118	73.1%	90.58%
	1	yes	844	7.6%	9.42%
Total			8,962	80.7%	100%
Missing	.	not applicable	2054	18.5%	
	98	medication could not be classified	1	0.01%	
	99	respondent reported taking prescription medication(s), but specific medication(s) not reported	88	0.79%	
Total			2,143	19.3%	

Valid	Invalid	Minimum	Maximum
8962	2143	0	1

 H5EAPS - EX: FLAG - ANTIPSYCHOTIC -W5

Type	Code
Measurement Unit	Numeric
H5EAPS	FLAG indicating this medication is an antipsychotic

			Frequency	% of total	% of valid
Valid	0	no	8866	79.84%	98.93%
	1	yes	96	0.86%	1.07%
Total			8,962	80.7%	100%
Missing	.	not applicable	2054	18.5%	
	98	medication could not be classified	1	0.01%	
	99	respondent reported taking prescription medication(s), but specific medication(s) not reported	88	0.79%	
Total			2,143	19.3%	

Valid	Invalid	Minimum	Maximum
8962	2143	0	1

 H5EASH - EX: FLAG - ANXIOLYTIC/SEDATIVE/HYPNOTIC-W5

Type	Code
Measurement Unit	Numeric
H5EASH	FLAG indicating this medication is an anxiolytic, sedative or hypnotic

			Frequency	% of total	% of valid
Valid	0	no	8590	77.35%	95.85%
	1	yes	372	3.35%	4.15%
Total			8,962	80.7%	100%
Missing	.	not applicable	2054	18.5%	
	98	medication could not be classified	1	0.01%	
	99	respondent reported taking prescription medication(s), but specific medication(s) not reported	88	0.79%	
Total			2,143	19.3%	

Valid	Invalid	Minimum	Maximum
8962	2143	0	1

 H5EACO - EX: FLAG - ANTICONVULSANT -W5

Type	Code
Measurement Unit	Numeric
H5EACO	FLAG indicating this medication is an anticonvulsant

			Frequency	% of total	% of valid
Valid	0	no	8566	77.14%	95.58%
	1	yes	396	3.57%	4.42%
Total			8,962	80.7%	100%
Missing	.	not applicable	2054	18.5%	
	98	medication could not be classified	1	0.01%	
	99	respondent reported taking prescription medication(s), but specific medication(s) not reported	88	0.79%	
Total			2,143	19.3%	

Valid	Invalid	Minimum	Maximum
8962	2143	0	1

 H5MEDTOT - EX: # PRESCRIPTION MEDS REPORTED -W5

Type	Numeric (Double)
H5MEDTOT	Total number of prescription medications taken in the past 4 weeks

			Frequency	% of total	% of valid
Missing	.	not applicable	26	0.23%	
	999	respondent reported taking prescription medication(s), but specific medication(s) not reported	107	0.96%	
Total			133	1.2%	

Valid	Invalid	Minimum	Maximum	Mean	StdDev
10972	133	0	24	3.5177725...	4.0261148...

 H5MEDLAB - EX: # PRESCRIPTION MEDS RPT FR LABEL -W5

Type	Numeric (Double)
H5MEDLAB	Total number of prescription medications that were reported from the label

			Frequency	% of total	% of valid
Missing	.	not applicable	2747	24.74%	
	999	respondent reported taking prescription medication(s), but specific medication(s) not reported	107	0.96%	
Total			2,854	25.7%	

Valid	Invalid	Minimum	Maximum	Mean	StdDev
8251	2854	0	24	3.2642103...	4.0715423...

 H5MEDMEM - EX: # PRESCRIPTION MEDS RPT FR MEMORY-W5

Type	Numeric (Double)
H5MEDMEM	Total number of prescription medications that were reported from memory

			Frequency	% of total	% of valid
Missing	.	not applicable	2747	24.74%	
	999	respondent reported taking prescription medication(s), but specific medication(s) not reported	107	0.96%	
Total			2,854	25.7%	

Valid	Invalid	Minimum	Maximum	Mean	StdDev
-------	---------	---------	---------	------	--------

8251	2854	0	23	1.4136468...	2.6447712...
------	------	---	----	--------------	--------------

H5MEDMAN - EX: # PRESCRIPTION MEDS ENT MANUALLY -W5

Type	Numeric (Double)
H5MEDMAN	Total number of prescription medications that were entered manually by the examiner

			Frequency	% of total	% of valid
Missing	.	not applicable	2747	24.74%	
	99	respondent reported taking prescription medication(s), but specific medication(s) not reported	107	0.96%	
Total			2,854	25.7%	

Valid	Invalid	Minimum	Maximum	Mean	StdDev
8251	2854	0	7	0.2197309...	0.7422021...

Wave V Renal

Title

Wave V Renal

Abstract

This file contains constructed measures designed to facilitate analysis and interpretation of renal function based on venous blood collected via phlebotomy at the Wave V home exam.

Assay results for creatinine and cystatin-c are available, as well as three different estimations of the glomerular filtration rate (GFR) using either the creatinine concentration, the cystatin C concentration or both concentrations. Classifications according to both clinical and KDIGO guidelines are available as well.

Variables: 14

Observations: 5,381

Variables

Wave V Renal

- [H5CREAT - CREATININE \(CREAT, MG/DL\) -W5](#)
- [H5CYSC - CYSTATIN C \(CYSC, MG/L\) -W5](#)
- [H5CYSCAJ - FLAG: CYSTATIN C ADJUSTMENT APPLIED -W5](#)
- [H5GFRCRE - eGFR CREATININE \(ML/MIN/1.73 M2\) -W5](#)
- [H5GFRCYC - eGFR CYSTATIN C \(ML/MIN/1.73 M2\) -W5](#)

- [H5GFRCC - eGFR CREAT & CYSC \(ML/MIN/1.73 M2\) -W5](#)
- [H5CGFRKR - CLASSIFICATION OF eGFR CREAT \(KDIGO\) -W5](#)
- [H5CGFRKY - CLASSIFICATION OF eGFR CYSC \(KDIGO\) -W5](#)
- [H5CGFRKC - CLASS OF eGFR CREAT & CYSC \(KDIGO\) -W5](#)
- [H5CGFRCR - CLINICAL CLASS OF eGFR CREATININE -W5](#)
- [H5CGFRCY - CLINICAL CLASS OF eGFR CYSTATIN C -W5](#)
- [H5CGFRCC - CLINICAL CLASS OF eGFR CREAT & CYSC -W5](#)
- [H5Q045D - Q045d EVER DX KIDNEY DISEASE/FAILURE -W5](#)

H5CREAT - CREATININE (CREAT, MG/DL) -W5

Type	Numeric (Double)
Measurement Unit	Numeric
H5CREAT	Creatinine assay results (mg/dl)

H5CYSC - CYSTATIN C (CYSC, MG/L) -W5

Type	Numeric (Double)
Measurement Unit	Numeric
H5CYSC	Cystatin C assay results (mg/L)

H5CYSCAJ - FLAG: CYSTATIN C ADJUSTMENT APPLIED -W5

Type	Code
Measurement Unit	Numeric
H5CYSCAJ	FLAG indicating that an adjustment was made to the Cystatin C assay result
0	not adjusted
1	adjusted

H5GFRCRE - eGFR CREATININE (ML/MIN/1.73 M2) -W5

Type	Numeric (Double)
Measurement Unit	Numeric
H5GFRCRE	Estimated Glomerular Filtration Rate (ml/min/1.73 m2) based on Creatinine

H5GFRCYC - eGFR CYSTATIN C (ML/MIN/1.73 M2) -W5

Type	Numeric (Double)
Measurement Unit	Numeric
H5GFRCYC	Estimated Glomerular Filtration Rate (ml/min/1.73 m2) based on Cystatin C

H5GFRCC - eGFR CREAT & CYSC (ML/MIN/1.73 M2) -W5

Type	Numeric (Double)
Measurement Unit	Numeric

H5GFRCC	Estimated Glomerular Filtration Rate (ml/min/1.73 m ²) based on Creatinine and Cystatin C
---------	---

H5CGFRKR - CLASSIFICATION OF eGFR CREAT (KDIGO) -W5

Type	Code
Measurement Unit	Numeric
H5CGFRKR	The classification of estimated Glomerular Filtration Rate (eGFR) based on Creatinine according to the KDIGO guidelines.
1	normal or high (G1): eGFR is ≥ 90 ml/min/1.73m ²
2	mildly decreased (G2): eGFR is 60-89 ml/min/1.73m ²
3	mildly to moderately decreased (G3a): eGFR is 45-59 ml/min/1.73m ²
4	moderately to severely decreased (G3b): eGFR is 30-44 ml/min/1.73m ²
5	severely decreased (G4): eGFR is 15-29 ml/min/1.73m ²
6	kidney failure (G5): eGFR is < 15 ml/min/1.73m ²

H5CGFRKY - CLASSIFICATION OF eGFR CYSC (KDIGO) -W5

Type	Code
Measurement Unit	Numeric
H5CGFRKY	The classification of estimated Glomerular Filtration Rate (eGFR) based on Cystatin C according to the KDIGO guidelines.
1	normal or high (G1): eGFR is ≥ 90 ml/min/1.73m ²
2	mildly decreased (G2): eGFR is 60-89 ml/min/1.73m ²
3	mildly to moderately decreased (G3a): eGFR is 45-59 ml/min/1.73m ²
4	moderately to severely decreased (G3b): eGFR is 30-44 ml/min/1.73m ²
5	severely decreased (G4): eGFR is 15-29 ml/min/1.73m ²
6	kidney failure (G5): eGFR is < 15 ml/min/1.73m ²

H5CGFRKC - CLASS OF eGFR CREAT & CYSC (KDIGO) -W5

Type	Code
------	------

Measurement Unit	Numeric
H5CGFRKC	The classification of estimated Glomerular Filtration Rate (eGFR) based on Creatinine & Cystatin C according to the KDIGO guidelines.
1	normal or high (G1): eGFR is ≥ 90 ml/min/1.73m ²
2	mildly decreased (G2): eGFR is 60-89 ml/min/1.73m ²
3	mildly to moderately decreased (G3a): eGFR is 45-59 ml/min/1.73m ²
4	moderately to severely decreased (G3b): eGFR is 30-44 ml/min/1.73m ²
5	severely decreased (G4): eGFR is 15-29 ml/min/1.73m ²
6	kidney failure (G5): eGFR is < 15 ml/min/1.73m ²

H5CGFRCR - CLINICAL CLASS OF eGFR CREATININE -W5

Type	Code
Measurement Unit	Numeric
H5CGFRCR	The clinical classification of estimated Glomerular Filtration Rate (eGFR) based on Creatinine.
1	normal: eGFR is ≥ 60 ml/min/1.73m ²
2	chronic kidney disease (CKD): eGFR is 15-59 ml/min/1.73m ²
3	end-stage kidney disease (ESKD): eGFR is < 15 ml/min/1.73m ²

H5CGFRCY - CLINICAL CLASS OF eGFR CYSTATIN C -W5

Type	Code
Measurement Unit	Numeric
H5CGFRCY	The clinical classification of estimated Glomerular Filtration Rate (eGFR) based on Cystatin C.
1	normal: eGFR is ≥ 60 ml/min/1.73m ²
2	chronic kidney disease (CKD): eGFR is 15-59 ml/min/1.73m ²
3	end-stage kidney disease (ESKD): eGFR is < 15 ml/min/1.73m ²

H5CGFRCC - CLINICAL CLASS OF eGFR CREAT & CYSC -W5

Type	Code
Measurement Unit	Numeric
H5CGFRCC	The clinical classification of estimated Glomerular Filtration Rate (eGFR) based on Creatinine and Cystatin C.
1	normal: eGFR is ≥ 60 ml/min/1.73m ²
2	chronic kidney disease (CKD): eGFR is 15-59 ml/min/1.73m ²
3	end-stage kidney disease (ESKD): eGFR is < 15 ml/min/1.73m ²

H5Q045D - Q045d EVER DX KIDNEY DISEASE/FAILURE -W5

Type	Code
Measurement Unit	Numeric
H5Q045D	Has a doctor, nurse or health care provider ever told you that you have chronic kidney disease or failure?
0	no
1	yes

Logical Products

Data Layouts

Wave V Renal

Wave V Renal

H5SCREAT - CREATININE (CREAT, MG/DL) -W5

Type	Numeric (Double)
Measurement Unit	Numeric
H5SCREAT	Creatinine assay results (mg/dl)

H5CYSC - CYSTATIN C (CYSC, MG/L) -W5

Type	Numeric (Double)
Measurement Unit	Numeric
H5CYSC	Cystatin C assay results (mg/L)

H5CYSCAJ - FLAG: CYSTATIN C ADJUSTMENT APPLIED -W5

Type	Code
Measurement Unit	Numeric
H5CYSCAJ	FLAG indicating that an adjustment was made to the Cystatin C assay result

0	not adjusted
1	adjusted

 H5GFRCRE - eGFR CREATININE (ML/MIN/1.73 M2) -W5

Type	Numeric (Double)
Measurement Unit	Numeric
H5GFRCRE	Estimated Glomerular Filtration Rate (ml/min/1.73 m2) based on Creatinine

 H5GFRCYC - eGFR CYSTATIN C (ML/MIN/1.73 M2) -W5

Type	Numeric (Double)
Measurement Unit	Numeric
H5GFRCYC	Estimated Glomerular Filtration Rate (ml/min/1.73 m2) based on Cystatin C

 H5GFRCC - eGFR CREAT & CYSC (ML/MIN/1.73 M2) -W5

Type	Numeric (Double)
Measurement Unit	Numeric
H5GFRCC	Estimated Glomerular Filtration Rate (ml/min/1.73 m2) based on Creatinine and Cystatin C

 H5GFRKR - CLASSIFICATION OF eGFR CREAT (KDIGO) -W5

Type	Code
Measurement Unit	Numeric
H5GFRKR	The classification of estimated Glomerular Filtration Rate (eGFR) based on Creatinine according to the KDIGO guidelines.
1	normal or high (G1): eGFR is ≥ 90 ml/min/1.73m2
2	mildly decreased (G2): eGFR is 60-89 ml/min/1.73m2
3	mildly to moderately decreased (G3a): eGFR is 45-59 ml/min/1.73m2
4	moderately to severely decreased (G3b): eGFR is 30-44 ml/min/1.73m2
5	severely decreased (G4): eGFR is 15-29 ml/min/1.73m2
6	kidney failure (G5): eGFR is < 15 ml/min/1.73m2

 H5GFRKY - CLASSIFICATION OF eGFR CYSC (KDIGO) -W5

Type	Code
------	------

Measurement Unit	Numeric
H5CGFRKY	The classification of estimated Glomerular Filtration Rate (eGFR) based on Cystatin C according to the KDIGO guidelines.
1	normal or high (G1): eGFR is ≥ 90 ml/min/1.73m ²
2	mildly decreased (G2): eGFR is 60-89 ml/min/1.73m ²
3	mildly to moderately decreased (G3a): eGFR is 45-59 ml/min/1.73m ²
4	moderately to severely decreased (G3b): eGFR is 30-44 ml/min/1.73m ²
5	severely decreased (G4): eGFR is 15-29 ml/min/1.73m ²
6	kidney failure (G5): eGFR is < 15 ml/min/1.73m ²

 H5CGFRKC - CLASS OF eGFR CREAT & CYSC (KDIGO) -W5

Type	Code
Measurement Unit	Numeric
H5CGFRKC	The classification of estimated Glomerular Filtration Rate (eGFR) based on Creatinine & Cystatin C according to the KDIGO guidelines.
1	normal or high (G1): eGFR is ≥ 90 ml/min/1.73m ²
2	mildly decreased (G2): eGFR is 60-89 ml/min/1.73m ²
3	mildly to moderately decreased (G3a): eGFR is 45-59 ml/min/1.73m ²
4	moderately to severely decreased (G3b): eGFR is 30-44 ml/min/1.73m ²
5	severely decreased (G4): eGFR is 15-29 ml/min/1.73m ²
6	kidney failure (G5): eGFR is < 15 ml/min/1.73m ²

 H5CGFRCR - CLINICAL CLASS OF eGFR CREATININE -W5

Type	Code
Measurement Unit	Numeric
H5CGFRCR	The clinical classification of estimated Glomerular Filtration Rate (eGFR) based on Creatinine.
1	normal: eGFR is ≥ 60 ml/min/1.73m ²

2	chronic kidney disease (CKD): eGFR is 15-59 ml/min/1.73m2
3	end-stage kidney disease (ESKD): eGFR is < 15 ml/min/1.73m2

 H5CGFRCY - CLINICAL CLASS OF eGFR CYSTATIN C -W5

Type	Code
Measurement Unit	Numeric
H5CGFRCY	The clinical classification of estimated Glomerular Filtration Rate (eGFR) based on Cystatin C.
1	normal: eGFR is ≥ 60 ml/min/1.73m2
2	chronic kidney disease (CKD): eGFR is 15-59 ml/min/1.73m2
3	end-stage kidney disease (ESKD): eGFR is < 15 ml/min/1.73m2

 H5CGFRCC - CLINICAL CLASS OF eGFR CREAT & CYSC -W5

Type	Code
Measurement Unit	Numeric
H5CGFRCC	The clinical classification of estimated Glomerular Filtration Rate (eGFR) based on Creatinine and Cystatin C.
1	normal: eGFR is ≥ 60 ml/min/1.73m2
2	chronic kidney disease (CKD): eGFR is 15-59 ml/min/1.73m2
3	end-stage kidney disease (ESKD): eGFR is < 15 ml/min/1.73m2

 H5Q045D - Q045d EVER DX KIDNEY DISEASE/FAILURE -W5

Type	Code
Measurement Unit	Numeric
H5Q045D	Has a doctor, nurse or health care provider ever told you that you have chronic kidney disease or failure?
0	no
1	yes

Physical Instances

 Wave V Renal

Title	Wave V Renal
File Name	brenal5.sas7bdat
Case Quantity	5381
Variable Count	13

 H5CREAT - CREATININE (CREAT, MG/DL) -W5

Type	Numeric (Double)
Measurement Unit	Numeric
H5CREAT	Creatinine assay results (mg/dl)

			Frequency	% of total	% of valid
Missing	.	missing	589	10.95%	
		Total	589	10.95%	

Valid	Invalid	Minimum	Maximum	Mean	StdDev
4792	589	0.36	14.57	0.8342362...	0.3564685...

 H5CYSC - CYSTATIN C (CYSC, MG/L) -W5

Type	Numeric (Double)
Measurement Unit	Numeric
H5CYSC	Cystatin C assay results (mg/L)

			Frequency	% of total	% of valid
Missing	.	missing	583	10.83%	
		Total	583	10.83%	

Valid	Invalid	Minimum	Maximum	Mean	StdDev
4798	583	0.341052	8.08	0.7768466...	0.2549255...

 H5CYSCAJ - FLAG: CYSTATIN C ADJUSTMENT APPLIED -W5

Type	Code
Measurement Unit	Numeric
H5CYSCAJ	FLAG indicating that an adjustment was made to the Cystatin C assay result

			Frequency	% of total	% of valid
Valid	0	not adjusted	2858	53.11%	59.57%
	1	adjusted	1940	36.05%	40.43%
		Total	4,798	89.17%	100%

Missing	.	not applicable (no CYSC result)	583	10.83%	
		Total	583	10.83%	

Valid	Invalid	Minimum	Maximum
4798	583	0	1

H5GFRCRE - eGFR CREATININE (ML/MIN/1.73 M2) -W5

Type	Numeric (Double)
Measurement Unit	Numeric
H5GFRCRE	Estimated Glomerular Filtration Rate (ml/min/1.73 m2) based on Creatinine

			Frequency	% of total	% of valid
Missing	.	not applicable (no CREAT result)	589	10.95%	
		Total	589	10.95%	

Valid	Invalid	Minimum	Maximum	Mean	StdDev
4792	589	3.8571393...	159.91091...	103.56160...	15.474508...

H5GFRCYC - eGFR CYSTATIN C (ML/MIN/1.73 M2) -W5

Type	Numeric (Double)
Measurement Unit	Numeric
H5GFRCYC	Estimated Glomerular Filtration Rate (ml/min/1.73 m2) based on Cystatin C

			Frequency	% of total	% of valid
Missing	.	not applicable (no CYSC result)	583	10.83%	
		Total	583	10.83%	

Valid	Invalid	Minimum	Maximum	Mean	StdDev
4798	583	4.8757113...	162.69725...	108.66046...	16.110198...

H5GFRC - eGFR CREAT & CYSC (ML/MIN/1.73 M2) -W5

Type	Numeric (Double)
Measurement Unit	Numeric
H5GFRC	Estimated Glomerular Filtration Rate (ml/min/1.73 m2) based on Creatinine and Cystatin C

			Frequency	% of total	% of valid
Missing	.	not applicable (no CREAT and/or CYSC result)	589	10.95%	
		Total	589	10.95%	

Valid	Invalid	Minimum	Maximum	Mean	StdDev
4792	589	4.1295646...	173.29933...	107.93974...	15.142856...

 H5CGFRKR - CLASSIFICATION OF eGFR CREAT (KDIGO) -W5

Type	Code
Measurement Unit	Numeric
H5CGFRKR	The classification of estimated Glomerular Filtration Rate (eGFR) based on Creatinine according to the KDIGO guidelines.

			Frequency	% of total	% of valid
Valid	1	normal or high (G1): eGFR is >= 90 ml/min/1.73m2	3899	72.46%	81.36%
	2	mildly decreased (G2): eGFR is 60-89 ml/min/1.73m2	861	16%	17.97%
	3	mildly to moderately decreased (G3a): eGFR is 45-59 ml/min/1.73m2	16	0.3%	0.33%
	4	moderately to severely decreased (G3b): eGFR is 30-44 ml/min/1.73m2	7	0.13%	0.15%
	5	severely decreased (G4): eGFR is 15-29 ml/min/1.73m2	3	0.06%	0.06%
	6	kidney failure (G5): eGFR is < 15 ml/min/1.73m2	6	0.11%	0.13%
		Total	4,792	89.05%	100%
Missing	.	not applicable (no CREAT result)	589	10.95%	
		Total	589	10.95%	

Valid	Invalid	Minimum	Maximum
4792	589	1	6

 H5CGFRKY - CLASSIFICATION OF eGFR CYSC (KDIGO) -W5

Type	Code
Measurement Unit	Numeric
H5CGFRKY	The classification of estimated Glomerular Filtration Rate (eGFR) based on Cystatin C according to the KDIGO guidelines.

			Frequency	% of total	% of valid
--	--	--	-----------	------------	------------

Valid	1	normal or high (G1): eGFR is >= 90 ml/min/1.73m2	4203	78.11%	87.6%
	2	mildly decreased (G2): eGFR is 60-89 ml/min/1.73m2	549	10.2%	11.44%
	3	mildly to moderately decreased (G3a): eGFR is 45-59 ml/min/1.73m2	27	0.5%	0.56%
	4	moderately to severely decreased (G3b): eGFR is 30-44 ml/min/1.73m2	8	0.15%	0.17%
	5	severely decreased (G4): eGFR is 15-29 ml/min/1.73m2	5	0.09%	0.1%
	6	kidney failure (G5): eGFR is < 15 ml/min/1.73m2	6	0.11%	0.13%
		Total	4,798	89.17%	100%
Missing	.	not applicable (no CYSC result)	583	10.83%	
		Total	583	10.83%	

Valid	Invalid	Minimum	Maximum
4798	583	1	6

H5CGFRKC - CLASS OF eGFR CREAT & CYSC (KDIGO) -W5

Type	Code
Measurement Unit	Numeric
H5CGFRKC	The classification of estimated Glomerular Filtration Rate (eGFR) based on Creatinine & Cystatin C according to the KDIGO guidelines.

			Frequency	% of total	% of valid
Valid	1	normal or high (G1): eGFR is >= 90 ml/min/1.73m2	4282	79.58%	89.36%
	2	mildly decreased (G2): eGFR is 60-89 ml/min/1.73m2	482	8.96%	10.06%
	3	mildly to moderately decreased (G3a): eGFR is 45-59 ml/min/1.73m2	12	0.22%	0.25%
	4	moderately to severely decreased (G3b): eGFR is 30-44 ml/min/1.73m2	6	0.11%	0.13%
	5	severely decreased (G4): eGFR is 15-29 ml/min/1.73m2	3	0.06%	0.06%
	6	kidney failure (G5): eGFR is < 15 ml/min/1.73m2	7	0.13%	0.15%
		Total	4,792	89.05%	100%

Missing	.	not applicable (no CREAT and/or CYSC result)	589	10.95%	
		Total	589	10.95%	

Valid	Invalid	Minimum	Maximum
4792	589	1	6

H5CGFRCR - CLINICAL CLASS OF eGFR CREATININE -W5

Type	Code
Measurement Unit	Numeric
H5CGFRCR	The clinical classification of estimated Glomerular Filtration Rate (eGFR) based on Creatinine.

			Frequency	% of total	% of valid
Valid	1	normal: eGFR is \geq 60 ml/min/1.73m ²	4760	88.46%	99.33%
	2	chronic kidney disease (CKD): eGFR is 15-59 ml/min/1.73m ²	26	0.48%	0.54%
	3	end-stage kidney disease (ESKD): eGFR is $<$ 15 ml/min/1.73m ²	6	0.11%	0.13%
		Total	4,792	89.05%	100%
Missing	.	not applicable (no CREAT result)	589	10.95%	
		Total	589	10.95%	

Valid	Invalid	Minimum	Maximum
4792	589	1	3

H5CGFRCY - CLINICAL CLASS OF eGFR CYSTATIN C -W5

Type	Code
Measurement Unit	Numeric
H5CGFRCY	The clinical classification of estimated Glomerular Filtration Rate (eGFR) based on Cystatin C.

			Frequency	% of total	% of valid
Valid	1	normal: eGFR is \geq 60 ml/min/1.73m ²	4752	88.31%	99.04%
	2	chronic kidney disease (CKD): eGFR is 15-59 ml/min/1.73m ²	40	0.74%	0.83%
	3	end-stage kidney disease (ESKD): eGFR is $<$ 15 ml/min/1.73m ²	6	0.11%	0.13%
		Total	4,798	89.17%	100%
Missing	.	not applicable (no CYSC result)	583	10.83%	

	Total	583	10.83%
--	-------	-----	--------

Valid	Invalid	Minimum	Maximum
4798	583	1	3

H5CGFRCC - CLINICAL CLASS OF eGFR CREAT & CYSC -W5

Type	Code
Measurement Unit	Numeric
H5CGFRCC	The clinical classification of estimated Glomerular Filtration Rate (eGFR) based on Creatinine and Cystatin C.

			Frequency	% of total	% of valid
Valid	1	normal: eGFR is \geq 60 ml/min/1.73m ²	4764	88.53%	99.42%
	2	chronic kidney disease (CKD): eGFR is 15-59 ml/min/1.73m ²	21	0.39%	0.44%
	3	end-stage kidney disease (ESKD): eGFR is $<$ 15 ml/min/1.73m ²	7	0.13%	0.15%
		Total	4,792	89.05%	100%
Missing	.	not applicable (no CREAT and/or CYSC result)	589	10.95%	
		Total	589	10.95%	

Valid	Invalid	Minimum	Maximum
4792	589	1	3

H5Q045D - Q045d EVER DX KIDNEY DISEASE/FAILURE -W5

Type	Code
Measurement Unit	Numeric
H5Q045D	Has a doctor, nurse or health care provider ever told you that you have chronic kidney disease or failure?

			Frequency	% of total	% of valid
Valid	0	no	5309	98.66%	98.74%
	1	yes	68	1.26%	1.26%
		Total	5,377	99.93%	100%
Missing	94	exam stopped prior to question Q045	1	0.02%	
	95	not asked of everyone	1	0.02%	
	96	refused	2	0.04%	
		Total	4	0.07%	

Valid	Invalid	Minimum	Maximum
-------	---------	---------	---------

5377	4	0	1
------	---	---	---

Wave V Hepatic Injury

Title

Wave V Hepatic Injury

Abstract

This file contains constructed measures designed to facilitate analysis and interpretation of hepatic injury based on venous blood collected via phlebotomy at the Wave V home exam. Assay results for aspartate aminotransferase (AST) and alanine aminotransferase (ALT) are available, as well as three semi-quantitative serum index assays – lipemia, hemolysis and icterus – to evaluate the possibility of interference with the AST or ALT assays. Moreover, two constructed measures are available - the AST/ALT ratio and its classification.

Variables: 10

Observations: 5,381

Variables

Wave V Hepatic Injury

- [H5AST - ASPARTATE AMINOTRANSFERASE \(AST, U/L\) -W5](#)
- [H5ALT - ALANINE AMINOTRANSFERASE \(ALT, U/L\) -W5](#)
- [H5ASTALT - AST/ALT RATIO -W5](#)
- [H5CRATIO - CLASSIFICATION OF AST/ALT RATIO -W5](#)
- [H5L_INDX - LIPEMIA INDEX -W5](#)
- [H5H_INDX - HEMOLYSIS INDEX -W5](#)
- [H5I_INDX - ICTERUS INDEX -W5](#)
- [H5ASTINT - POSSIBLE AST INTERFERENCE -W5](#)
- [H5ALTINT - POSSIBLE ALT INTERFERENCE -W5](#)

H5AST - ASPARTATE AMINOTRANSFERASE (AST, U/L) -W5

Type	Numeric (Double)
Measurement Unit	Numeric
H5AST	Aspartate Aminotransferase assay results (U/L)

H5ALT - ALANINE AMINOTRANSFERASE (ALT, U/L) -W5

Type	Numeric (Double)
Measurement Unit	Numeric
H5ALT	Alanine Aminotransferase assay results (U/L)

 H5ASTALT - AST/ALT RATIO -W5

Type	Numeric (Double)
Measurement Unit	Numeric
H5ASTALT	Ratio of AST/ALT

 H5CRATIO - CLASSIFICATION OF AST/ALT RATIO -W5

Type	Code
Measurement Unit	Numeric
H5CRATIO	The classification of the AST/ALT Ratio
1	Not suggestive of alcoholic liver disease - AST/ALT ratio is ≤ 2
2	Suggestive of alcoholic liver disease - AST/ALT ratio is > 2

 H5L_INDX - LIPEMIA INDEX -W5

Type	Numeric (Double)
Measurement Unit	Numeric
H5L_INDX	Lipemia Index

 H5H_INDX - HEMOLYSIS INDEX -W5

Type	Numeric (Double)
Measurement Unit	Numeric
H5H_INDX	Hemolysis Index

 H5I_INDX - ICTERUS INDEX -W5

Type	Numeric (Double)
Measurement Unit	Numeric
H5I_INDX	Icterus Index

 H5ASTINT - POSSIBLE AST INTERFERENCE -W5

Type	Code
Measurement Unit	Numeric
H5ASTINT	Possible AST Assay Interference
0	None
1	Possible Lipemia Interference (H5L_INDX > 150)
2	Possible Hemolysis Interference (H5H_INDX > 40)

3	Possible Lipemia & Hemolysis Interference (H5L_INDX > 150) & (H5H_INDX > 40)
---	---

H5ALTINT - POSSIBLE ALT INTERFERENCE -W5

Type	Code
Measurement Unit	Numeric
H5ALTINT	Possible ALT Assay Interference
0	None
1	Possible Lipemia Interference (H5L_INDX > 150)
2	Possible Hemolysis Interference (H5H_INDX > 90)
3	Possible Lipemia & Hemolysis Interference (H5L_INDX > 150) & (H5H_INDX > 90)

Logical Products

Wave V Hepatic Injury

Data Layouts

Wave V Hepatic Injury

Wave V Hepatic Injury

H5AST - ASPARTATE AMINOTRANSFERASE (AST, U/L) -W5

Type	Numeric (Double)
Measurement Unit	Numeric
H5AST	Aspartate Aminotransferase assay results (U/L)

H5ALT - ALANINE AMINOTRANSFERASE (ALT, U/L) -W5

Type	Numeric (Double)
Measurement Unit	Numeric
H5ALT	Alanine Aminotransferase assay results (U/L)

H5ASTALT - AST/ALT RATIO -W5

Type	Numeric (Double)
Measurement Unit	Numeric
H5ASTALT	Ratio of AST/ALT

H5CRATIO - CLASSIFICATION OF AST/ALT RATIO -W5

Type	Code
------	------

Measurement Unit	Numeric	
H5CRATIO	The classification of the AST/ALT Ratio	
	1	Not suggestive of alcoholic liver disease - AST/ALT ratio is ≤ 2
	2	Suggestive of alcoholic liver disease - AST/ALT ratio is > 2

 H5L_INDX - LIPEMIA INDEX -W5

Type	Numeric (Double)	
Measurement Unit	Numeric	
H5L_INDX	Lipemia Index	

 H5H_INDX - HEMOLYSIS INDEX -W5

Type	Numeric (Double)	
Measurement Unit	Numeric	
H5H_INDX	Hemolysis Index	

 H5I_INDX - ICTERUS INDEX -W5

Type	Numeric (Double)	
Measurement Unit	Numeric	
H5I_INDX	Icterus Index	

 H5ASTINT - POSSIBLE AST INTERFERENCE -W5

Type	Code	
Measurement Unit	Numeric	
H5ASTINT	Possible AST Assay Interference	
	0	None
	1	Possible Lipemia Interference (H5L_INDX > 150)
	2	Possible Hemolysis Interference (H5H_INDX > 40)
	3	Possible Lipemia & Hemolysis Interference (H5L_INDX > 150) & (H5H_INDX > 40)

 H5ALTINT - POSSIBLE ALT INTERFERENCE -W5

Type	Code	
Measurement Unit	Numeric	
H5ALTINT	Possible ALT Assay Interference	
	0	None

1	Possible Lipemia Interference (H5L_INDX > 150)
2	Possible Hemolysis Interference (H5H_INDX > 90)
3	Possible Lipemia & Hemolysis Interference (H5L_INDX > 150) & (H5H_INDX > 90)

Physical Instances

Wave V Hepatic Injury						
Title		Wave V Hepatic Injury				
File Name		bhepat5.sas7bdat				
Case Quantity		5381				
Variable Count		9				
H5AST - ASPARTATE AMINOTRANSFERASE (AST, U/L) -W5						
Type		Numeric (Double)				
Measurement Unit		Numeric				
H5AST		Aspartate Aminotransferase assay results (U/L)				
				Frequency	% of total	% of valid
Missing	.	missing		568	10.56%	
		Total		568	10.56%	
Valid	Invalid	Minimum	Maximum	Mean	StdDev	
4813	568	5	380	21.833575...	14.124709...	
H5ALT - ALANINE AMINOTRANSFERASE (ALT, U/L) -W5						
Type		Numeric (Double)				
Measurement Unit		Numeric				
H5ALT		Alanine Aminotransferase assay results (U/L)				
				Frequency	% of total	% of valid
Missing	.	missing		567	10.54%	
		Total		567	10.54%	
Valid	Invalid	Minimum	Maximum	Mean	StdDev	
4814	567	5	303	21.504362...	18.473926...	
H5ASTALT - AST/ALT RATIO -W5						
Type		Numeric (Double)				
Measurement Unit		Numeric				
H5ASTALT		Ratio of AST/ALT				

			Frequency	% of total	% of valid
Missing	.	not applicable (no AST or ALT result)	568	10.56%	
		Total	568	10.56%	

Valid	Invalid	Minimum	Maximum	Mean	StdDev
4813	568	0.0609756...	5	1.2271805...	0.4763939...

H5CRATIO - CLASSIFICATION OF AST/ALT RATIO -W5

Type	Code
Measurement Unit	Numeric
H5CRATIO	The classification of the AST/ALT Ratio

			Frequency	% of total	% of valid
Valid	1	Not suggestive of alcoholic liver disease - AST/ALT ratio is <= 2	4560	84.74%	94.74%
	2	Suggestive of alcoholic liver disease - AST/ALT ratio is > 2	253	4.7%	5.26%
		Total	4,813	89.44%	100%
Missing	.	not applicable (no AST or ALT result)	568	10.56%	
		Total	568	10.56%	

Valid	Invalid	Minimum	Maximum
4813	568	1	2

H5L_INDX - LIPEMIA INDEX -W5

Type	Numeric (Double)
Measurement Unit	Numeric
H5L_INDX	Lipemia Index

			Frequency	% of total	% of valid
Missing	.	missing	567	10.54%	
		Total	567	10.54%	

Valid	Invalid	Minimum	Maximum	Mean	StdDev
4814	567	2	1137	33.831533...	56.092174...

H5H_INDX - HEMOLYSIS INDEX -W5

Type	Numeric (Double)
Measurement Unit	Numeric
H5H_INDX	Hemolysis Index

			Frequency	% of total	% of valid
Missing	.	missing	567	10.54%	
Total			567	10.54%	

Valid	Invalid	Minimum	Maximum	Mean	StdDev
4814	567	0	495	5.8973826...	13.370235...

H5I_INDX - ICTERUS INDEX -W5

Type	Numeric (Double)
Measurement Unit	Numeric
H5I_INDX	Icterus Index

			Frequency	% of total	% of valid
Missing	.	missing	567	10.54%	
Total			567	10.54%	

Valid	Invalid	Minimum	Maximum	Mean	StdDev
4814	567	0	4	0.7397174...	0.5150681...

H5ASTINT - POSSIBLE AST INTERFERENCE -W5

Type	Code
Measurement Unit	Numeric
H5ASTINT	Possible AST Assay Interference

			Frequency	% of total	% of valid
Valid	0	None	4612	85.71%	95.82%
	1	Possible Lipemia Interference (H5L_INDX > 150)	138	2.56%	2.87%
	2	Possible Hemolysis Interference (H5H_INDX > 40)	62	1.15%	1.29%
	3	Possible Lipemia & Hemolysis Interference (H5L_INDX > 150) & (H5H_INDX > 40)	1	0.02%	0.02%
Total			4,813	89.44%	100%
Missing	.	not applicable (no AST result)	568	10.56%	
	Total		568	10.56%	

Valid	Invalid	Minimum	Maximum
4813	568	0	3

H5ALTINT - POSSIBLE ALT INTERFERENCE -W5

Type	Code
Measurement Unit	Numeric

H5ALTINT	Possible ALT Assay Interference
----------	---------------------------------

			Frequency	% of total	% of valid
Valid	0	None	4658	86.56%	96.76%
	1	Possible Lipemia Interference (H5L_INDX > 150)	138	2.56%	2.87%
	2	Possible Hemolysis Interference (H5H_INDX > 90)	17	0.32%	0.35%
	3	Possible Lipemia & Hemolysis Interference (H5L_INDX > 150) & (H5H_INDX > 90)	1	0.02%	0.02%
		Total	4,814	89.46%	100%
Missing	.	not applicable (no ALT result)	567	10.54%	
		Total	567	10.54%	

Valid	Invalid	Minimum	Maximum
4814	567	0	3



Wave V Renal Function Addendum

Title

Wave V Renal Function Addendum

Abstract

This file contains constructed measures designed to facilitate analysis and interpretation of renal function based on venous blood collected via phlebotomy at the Wave V home exam. Updated estimations of the glomerular filtration rate (GFR) based on 2021 guidelines are available using either the creatinine concentration or using both the creatinine and cystatin C concentrations. The estimations of GFR have been calculated according to the 2021 NIDDK CKD-EPI guidelines. Classifications of the new estimations according to both clinical and KDIGO guidelines are available as well.

Variables: 7

Observations: 5,381

Variables



Wave V Renal Function Addendum

- [H5GFRCR2 - eGFR CREATININE 2021 \(ML/MIN/1.73 M2\)-W5](#)
- [H5GFRC2 - eGFR CREAT&CYSC 2021 \(ML/MIN/1.73 M2\)-W5](#)
- [H5C2GFKR - KDIGO CLASS eGFR CREATININE 2021 -W5](#)
- [H5C2GFKC - KDIGO CLASS eGFR CREAT & CYSC 2021 -W5](#)

- [H5C2GFRCR - CLINICAL CLASS eGFR CREATININE 2021 -W5](#)
- [H5C2GFCC - CLINICAL CLASS eGFR CREAT & CYSC 2021-W5](#)

H5GFRCR2 - eGFR CREATININE 2021 (ML/MIN/1.73 M2)-W5

Type	Numeric (Double)
Measurement Unit	Numeric
H5GFRCR2	Estimated Glomerular Filtration Rate (ml/min/1.73 m2) based on Creatinine 2021 equation

H5GFRC2 - eGFR CREAT&CYSC 2021 (ML/MIN/1.73 M2)-W5

Type	Numeric (Double)
Measurement Unit	Numeric
H5GFRC2	Estimated Glomerular Filtration Rate (ml/min/1.73 m2) based on Creatinine and Cystatin C 2021 equation

H5C2GFKR - KDIGO CLASS eGFR CREATININE 2021 -W5

Type	Code
Measurement Unit	Numeric
H5C2GFKR	The classification of estimated Glomerular Filtration Rate (eGFR 2021) based on Creatinine according to the KDIGO guidelines.
1	normal or high (G1): eGFR is ≥ 90 ml/min/1.73m2
2	mildly decreased (G2): eGFR is 60-89 ml/min/1.73m2
3	mildly to moderately decreased (G3a): eGFR is 45-59 ml/min/1.73m2
4	moderately to severely decreased (G3b): eGFR is 30-44 ml/min/1.73m2
5	severely decreased (G4): eGFR is 15-29 ml/min/1.73m2
6	kidney failure (G5): eGFR is < 15 ml/min/1.73m2

H5C2GFKC - KDIGO CLASS eGFR CREAT & CYSC 2021 -W5

Type	Code
Measurement Unit	Numeric
H5C2GFKC	The classification of estimated Glomerular Filtration Rate (eGFR 2021) based on Creatinine & Cystatin C according to the KDIGO guidelines.
1	normal or high (G1): eGFR is ≥ 90 ml/min/1.73m2

2	mildly decreased (G2): eGFR is 60-89 ml/min/1.73m2
3	mildly to moderately decreased (G3a): eGFR is 45-59 ml/min/1.73m2
4	moderately to severely decreased (G3b): eGFR is 30-44 ml/min/1.73m2
5	severely decreased (G4): eGFR is 15-29 ml/min/1.73m2
6	kidney failure (G5): eGFR is < 15 ml/min/1.73m2

 H5C2GFCR - CLINICAL CLASS eGFR CREATININE 2021 -W5

Type	Code
Measurement Unit	Numeric
H5C2GFCR	The clinical classification of estimated Glomerular Filtration Rate (eGFR 2021) based on Creatinine.
1	normal: eGFR is ≥ 60 ml/min/1.73m2
2	chronic kidney disease (CKD): eGFR is 15-59 ml/min/1.73m2
3	end-stage kidney disease (ESKD): eGFR is < 15 ml/min/1.73m2

 H5C2GFCC - CLINICAL CLASS eGFR CREAT & CYSC 2021-W5

Type	Code
Measurement Unit	Numeric
H5C2GFCC	The clinical classification of estimated Glomerular Filtration Rate (eGFR 2021) based on Creatinine and Cystatin C.
1	normal: eGFR is ≥ 60 ml/min/1.73m2
2	chronic kidney disease (CKD): eGFR is 15-59 ml/min/1.73m2
3	end-stage kidney disease (ESKD): eGFR is < 15 ml/min/1.73m2

Logical Products

Wave V Renal Function Addendum

Data Layouts

Wave V Renal Function Addendum

Wave V Renal Function Addendum

H5GFRCR2 - eGFR CREATININE 2021 (ML/MIN/1.73 M2)-W5

Type	Numeric (Double)
Measurement Unit	Numeric
H5GFRCR2	Estimated Glomerular Filtration Rate (ml/min/1.73 m2) based on Creatinine 2021 equation

H5GFRCC2 - eGFR CREAT&CYSC 2021 (ML/MIN/1.73 M2)-W5

Type	Numeric (Double)
Measurement Unit	Numeric
H5GFRCC2	Estimated Glomerular Filtration Rate (ml/min/1.73 m2) based on Creatinine and Cystatin C 2021 equation

H5C2GFKR - KDIGO CLASS eGFR CREATININE 2021 -W5

Type	Code
Measurement Unit	Numeric
H5C2GFKR	The classification of estimated Glomerular Filtration Rate (eGFR 2021) based on Creatinine according to the KDIGO guidelines.
1	normal or high (G1): eGFR is ≥ 90 ml/min/1.73m2
2	mildly decreased (G2): eGFR is 60-89 ml/min/1.73m2
3	mildly to moderately decreased (G3a): eGFR is 45-59 ml/min/1.73m2
4	moderately to severely decreased (G3b): eGFR is 30-44 ml/min/1.73m2
5	severely decreased (G4): eGFR is 15-29 ml/min/1.73m2
6	kidney failure (G5): eGFR is < 15 ml/min/1.73m2

H5C2GFKC - KDIGO CLASS eGFR CREAT & CYSC 2021 -W5

Type	Code
Measurement Unit	Numeric
H5C2GFKC	The classification of estimated Glomerular Filtration Rate (eGFR 2021) based on Creatinine & Cystatin C according to the KDIGO guidelines.
1	normal or high (G1): eGFR is ≥ 90 ml/min/1.73m ²
2	mildly decreased (G2): eGFR is 60-89 ml/min/1.73m ²
3	mildly to moderately decreased (G3a): eGFR is 45-59 ml/min/1.73m ²
4	moderately to severely decreased (G3b): eGFR is 30-44 ml/min/1.73m ²
5	severely decreased (G4): eGFR is 15-29 ml/min/1.73m ²
6	kidney failure (G5): eGFR is < 15 ml/min/1.73m ²

 H5C2GFRC - CLINICAL CLASS eGFR CREATININE 2021 -W5

Type	Code
Measurement Unit	Numeric
H5C2GFRC	The clinical classification of estimated Glomerular Filtration Rate (eGFR 2021) based on Creatinine.
1	normal: eGFR is ≥ 60 ml/min/1.73m ²
2	chronic kidney disease (CKD): eGFR is 15-59 ml/min/1.73m ²
3	end-stage kidney disease (ESKD): eGFR is < 15 ml/min/1.73m ²

 H5C2GFCC - CLINICAL CLASS eGFR CREAT & CYSC 2021-W5

Type	Code
Measurement Unit	Numeric
H5C2GFCC	The clinical classification of estimated Glomerular Filtration Rate (eGFR 2021) based on Creatinine and Cystatin C.
1	normal: eGFR is ≥ 60 ml/min/1.73m ²
2	chronic kidney disease (CKD): eGFR is 15-59 ml/min/1.73m ²
3	end-stage kidney disease (ESKD): eGFR is < 15 ml/min/1.73m ²

Physical Instances

 Wave V Renal Function Addendum

Title	Wave V Renal Function Addendum
File Name	bren5add.sas7bdat
Case Quantity	5381
Variable Count	6

 H5GFRCR2 - eGFR CREATININE 2021 (ML/MIN/1.73 M2)-W5

Type	Numeric (Double)
Measurement Unit	Numeric
H5GFRCR2	Estimated Glomerular Filtration Rate (ml/min/1.73 m2) based on Creatinine 2021 equation

			Frequency	% of total	% of valid
Missing	.	not applicable (no CREAT result)	589	10.95%	
Total			589	10.95%	

Valid	Invalid	Minimum	Maximum	Mean	StdDev
4792	589	3.8334591...	146.63430...	103.66727...	14.591874...

 H5GFRCC2 - eGFR CREAT&CYSC 2021 (ML/MIN/1.73 M2)-W5

Type	Numeric (Double)
Measurement Unit	Numeric
H5GFRCC2	Estimated Glomerular Filtration Rate (ml/min/1.73 m2) based on Creatinine and Cystatin C 2021 equation

			Frequency	% of total	% of valid
Missing	.	not applicable (no CREAT and/or CYSC result)	589	10.95%	
Total			589	10.95%	

Valid	Invalid	Minimum	Maximum	Mean	StdDev
4792	589	3.9887842...	157.53090...	109.79976...	14.471540...

 H5C2GFKR - KDIGO CLASS eGFR CREATININE 2021 -W5

Type	Code
Measurement Unit	Numeric
H5C2GFKR	The classification of estimated Glomerular Filtration Rate (eGFR 2021) based on Creatinine according to the KDIGO guidelines.

			Frequency	% of total	% of valid
Valid	1	normal or high (G1): eGFR is >= 90 ml/min/1.73m2	3920	72.85%	81.8%
	2	mildly decreased (G2): eGFR is 60-89 ml/min/1.73m2	839	15.59%	17.51%
	3	mildly to moderately decreased (G3a): eGFR is 45-59 ml/min/1.73m2	18	0.33%	0.38%
	4	moderately to severely decreased (G3b): eGFR is 30-44 ml/min/1.73m2	6	0.11%	0.13%
	5	severely decreased (G4): eGFR is 15-29 ml/min/1.73m2	3	0.06%	0.06%
	6	kidney failure (G5): eGFR is < 15 ml/min/1.73m2	6	0.11%	0.13%
		Total	4,792	89.05%	100%
Missing	.	not applicable (no CREAT result)	589	10.95%	
			Total	589	10.95%

Valid	Invalid	Minimum	Maximum
4792	589	1	6

H5C2GFKC - KDIGO CLASS eGFR CREAT & CYSC 2021 -W5

Type	Code
Measurement Unit	Numeric
H5C2GFKC	The classification of estimated Glomerular Filtration Rate (eGFR 2021) based on Creatinine & Cystatin C according to the KDIGO guidelines.

			Frequency	% of total	% of valid
Valid	1	normal or high (G1): eGFR is >= 90 ml/min/1.73m2	4378	81.36%	91.36%
	2	mildly decreased (G2): eGFR is 60-89 ml/min/1.73m2	388	7.21%	8.1%
	3	mildly to moderately decreased (G3a): eGFR is 45-59 ml/min/1.73m2	10	0.19%	0.21%
	4	moderately to severely decreased (G3b): eGFR is 30-44 ml/min/1.73m2	6	0.11%	0.13%
	5	severely decreased (G4): eGFR is 15-29 ml/min/1.73m2	4	0.07%	0.08%
	6	kidney failure (G5): eGFR is < 15 ml/min/1.73m2	6	0.11%	0.13%

		Total	4,792	89.05%	100%
Missing	.	not applicable (no CREAT and/or CYSC result)	589	10.95%	
		Total	589	10.95%	

Valid	Invalid	Minimum	Maximum
4792	589	1	6

H5C2GFCC - CLINICAL CLASS eGFR CREATININE 2021 -W5

Type	Code
Measurement Unit	Numeric
H5C2GFCC	The clinical classification of estimated Glomerular Filtration Rate (eGFR 2021) based on Creatinine.

			Frequency	% of total	% of valid
Valid	1	normal: eGFR is ≥ 60 ml/min/1.73m ²	4759	88.44%	99.31%
	2	chronic kidney disease (CKD): eGFR is 15-59 ml/min/1.73m ²	27	0.5%	0.56%
	3	end-stage kidney disease (ESKD): eGFR is < 15 ml/min/1.73m ²	6	0.11%	0.13%
		Total	4,792	89.05%	100%
Missing	.	not applicable (no CREAT result)	589	10.95%	
		Total	589	10.95%	

Valid	Invalid	Minimum	Maximum
4792	589	1	3

H5C2GFCC - CLINICAL CLASS eGFR CREAT & CYSC 2021-W5

Type	Code
Measurement Unit	Numeric
H5C2GFCC	The clinical classification of estimated Glomerular Filtration Rate (eGFR 2021) based on Creatinine and Cystatin C.

			Frequency	% of total	% of valid
Valid	1	normal: eGFR is ≥ 60 ml/min/1.73m ²	4766	88.57%	99.46%
	2	chronic kidney disease (CKD): eGFR is 15-59 ml/min/1.73m ²	20	0.37%	0.42%
	3	end-stage kidney disease (ESKD): eGFR is < 15 ml/min/1.73m ²	6	0.11%	0.13%
		Total	4,792	89.05%	100%

Missing	.	not applicable (no CREAT and/or CYSC result)	589	10.95%	
		Total	589	10.95%	

Valid	Invalid	Minimum	Maximum
4792	589	1	3