



# Contextual Wave V Database

## Data Layouts



### Contextual Wave V Database

#### Contextual Wave V Database



#### MATCH5 - WAVE V GEOCODE SOURCE

Type	Code
MATCH5	Wave V, Geocode Source
0	None
1	GPS
2	Street Address Geocoding
3	Google



#### TAC18001 - POPULATION, TOTAL

Type	Numeric (Double)
TAC18001	Total population, tract
Notes	775: 775 and less. 35635: 35635 and greater.




#### TME18001 - POPULATION, TOTAL, MOE

Type	Numeric (Double)
TME18001	Total population, MOE



#### TAC18002 - DENSITY (PERSONS/SQ.KM.)

Type	Numeric (Double)
TAC18002	Density - persons per square km, tract



#### TME18002 - DENSITY (PERSONS/SQ.KM.), MOE

Type	Numeric (Double)
TME18002	Density - persons per square km, MOE



#### TAC18003 - PROPORTION WHITE

Type	Numeric (Double)
TAC18003	Proportion White alone, tract

 TME18003 - PROPORTION WHITE, MOE

Type	Numeric (Double)
TME18003	Proportion White alone, MOE

 TAC18004 - PROPORTION BLACK

Type	Numeric (Double)
TAC18004	Proportion Black or African American alone, tract

 TME18004 - PROPORTION BLACK, MOE

Type	Numeric (Double)
TME18004	Proportion Black or African American alone, MOE

 TAC18005 - PROPORTION AMERICAN INDIAN/ALASKA NATIVE

Type	Numeric (Double)
TAC18005	Proportion American Indian and Alaska Native alone, tract

 TME18005 - PROPORTION AMERICAN INDIAN/ALASKA NATIVE, MOE

Type	Numeric (Double)
TME18005	Proportion American Indian and Alaska Native alone, MOE

 TAC18006 - PROPORTION ASIAN, PACIFIC ISLANDER ALONE

Type	Numeric (Double)
TAC18006	Proportion Asian alone, Native, tract

 TME18006 - PROPORTION ASIAN, PACIFIC ISLANDER ALONE, MOE

Type	Numeric (Double)
TME18006	Proportion Asian alone, Native, MOE

 TAC18007 - PROPORTION OTHER

Type	Numeric (Double)
TAC18007	Proportion some other race alone, tract

 TME18007 - PROPORTION OTHER, MOE

Type	Numeric (Double)
TME18007	Proportion some other race alone, MOE

 TAC18008 - PROPORTION 2 OR MORE RACES

Type	Numeric (Double)
TAC18008	Proportion two or more races, tract

 TME18008 - PROPORTION 2 OR MORE RACES, MOE

Type	Numeric (Double)
TME18008	Proportion two or more races, MOE

 TAC18009 - PROPORTION HISPANIC ORIGIN

Type	Numeric (Double)
TAC18009	Proportion Hispanic or Latino, tract

 TME18009 - PROPORTION HISPANIC ORIGIN, MOE

Type	Numeric (Double)
TME18009	Proportion Hispanic or Latino, MOE

 TAC18010 - PROPORTION HISPANIC, WHITE

Type	Numeric (Double)
TAC18010	Proportion Hispanic or Latino and White alone, tract

 TME18010 - PROPORTION HISPANIC, WHITE, MOE

Type	Numeric (Double)
TME18010	Proportion Hispanic or Latino and White alone, MOE

 TAC18011 - PROPORTION HISPANIC, BLACK

Type	Numeric (Double)
TAC18011	Proportion Hispanic or Latino and Black alone, tract

 TME18011 - PROPORTION HISPANIC, BLACK, MOE

Type	Numeric (Double)
TME18011	Proportion Hispanic or Latino and Black alone, MOE

 TAC18012 - PROPORTION HISPANIC, AMERICAN INDIAN

Type	Numeric (Double)
TAC18012	Proportion Hispanic or Latino and American Indian or Alaska native alone, tract

 TME18012 - PROPORTION HISPANIC, AMERICAN INDIAN, MOE

Type	Numeric (Double)
------	------------------

TME18012	Proportion Hispanic or Latino and American Indian or Alaska native alone, MOE
----------	---

#### TAC18013 - PROPORTION HISPANIC, ASIAN/PACISL

Type	Numeric (Double)
TAC18013	Proportion Hispanic or Latino and Asian or Pacific Islander alone, tract

#### TME18013 - PROPORTION HISPANIC, ASIAN/PACISL, MOE

Type	Numeric (Double)
TME18013	Proportion Hispanic or Latino and Asian or Pacific Islander alone, MOE

#### TAC18014 - PROPORTION HISPANIC, OTHER RACE

Type	Numeric (Double)
TAC18014	Proportion Hispanic or Latino and some other race alone, tract

#### TME18014 - PROPORTION HISPANIC, OTHER RACE, MOE

Type	Numeric (Double)
TME18014	Proportion Hispanic or Latino and some other race alone, MOE

#### TAC18015 - PROPORTION HISPANIC, 2 OR MORE RACES

Type	Numeric (Double)
TAC18015	Proportion Hispanic or Latino and two or more races, tract

#### TME18015 - PROPORTION HISPANIC, 2 OR MORE RACES, MOE

Type	Numeric (Double)
TME18015	Proportion Hispanic or Latino and two or more races, MOE

#### TAC18016 - PROPORTION 0-4 YRS

Type	Numeric (Double)
TAC18016	Proportion 0 to 4 years of age, tract

#### TME18016 - PROPORTION 0-4 YRS, MOE

Type	Numeric (Double)
TME18016	Proportion 0 to 4 years of age, MOE

#### TAC18017 - PROPORTION 5-9 YRS

Type	Numeric (Double)
TAC18017	Proportion 5 to 9 years of age, tract

 TME18017 - PROPORTION 5-9 YRS, MOE

Type	Numeric (Double)
TME18017	Proportion 5 to 9 years of age, MOE

 TAC18018 - PROPORTION 10-14 YRS

Type	Numeric (Double)
TAC18018	Proportion 10 to 14 years of age, tract

 TME18018 - PROPORTION 10-14 YRS, MOE

Type	Numeric (Double)
TME18018	Proportion 10 to 14 years of age, MOE

 TAC18019 - PROPORTION 15-17 YRS

Type	Numeric (Double)
TAC18019	Proportion 15 to 17 years of age, tract

 TME18019 - PROPORTION 15-17 YRS, MOE

Type	Numeric (Double)
TME18019	Proportion 15 to 17 years of age, MOE

 TAC18020 - PROPORTION 18-24 YRS

Type	Numeric (Double)
TAC18020	Proportion 18 to 24 years of age, tract

 TME18020 - PROPORTION 18-24 YRS, MOE

Type	Numeric (Double)
TME18020	Proportion 18 to 24 years of age, MOE

 TAC18021 - PROPORTION 65-74 YRS

Type	Numeric (Double)
TAC18021	Proportion 65 to 74 years of age, tract

 TME18021 - PROPORTION 65-74 YRS, MOE

Type	Numeric (Double)
TME18021	Proportion 65 to 74 years of age, MOE

 TAC18022 - PROPORTION 75+ YRS

Type	Numeric (Double)
TAC18022	Proportion 75 years of age or older, tract

 TME18022 - PROPORTION 75+ YRS, MOE

Type	Numeric (Double)
TME18022	Proportion 75 years of age or older, MOE

 TAC18023 - PROPORTION MALES, 18-24 YRS

Type	Numeric (Double)
TAC18023	Proportion males ages 18-24 all races, tract

 TME18023 - PROPORTION MALES, 18-24 YRS, MOE

Type	Numeric (Double)
TME18023	Proportion males ages 18-24 all races, MOE

 TAC18024 - PROPORTION FEMALES, 18-24 YRS

Type	Numeric (Double)
TAC18024	Proportion females ages 18-24 all races, tract

 TME18024 - PROPORTION FEMALES, 18-24 YRS, MOE

Type	Numeric (Double)
TME18024	Proportion females ages 18-24 all races, MOE

 TAC18025 - PROP WHITE MALES, 18-24 YRS

Type	Numeric (Double)
TAC18025	Proportion males 18-24 White alone, tract

 TME18025 - PROP WHITE MALES, 18-24 YRS, MOE

Type	Numeric (Double)
TME18025	Proportion males 18-24 White alone, MOE

 TAC18026 - PROP WHITE FEMALES, 18-24 YRS

Type	Numeric (Double)
TAC18026	Proportion females 18-24 White alone, tract

 TME18026 - PROP WHITE FEMALES, 18-24 YRS, MOE

Type	Numeric (Double)
TME18026	Proportion females 18-24 White alone, MOE

 TAC18027 - PROP BLACK MALES, 18-24 YRS

Type	Numeric (Double)
TAC18027	Proportion males 18-24 Black or African American alone, tract

 TME18027 - PROP BLACK MALES, 18-24 YRS, MOE

Type	Numeric (Double)
TME18027	Proportion males 18-24 Black or African American alone, MOE

 TAC18028 - PROP BLACK FEMALES, 18-24 YRS

Type	Numeric (Double)
TAC18028	Proportion females 18-24 Black or African American alone, tract

 TME18028 - PROP BLACK FEMALES, 18-24 YRS, MOE

Type	Numeric (Double)
TME18028	Proportion females 18-24 Black or African American alone, MOE

 TAC18029 - PROP AMERICAN INDIAN MALES, 18-24 YRS

Type	Numeric (Double)
TAC18029	Proportion males 18-24 American Indian or Alaska native alone, tract

 TME18029 - PROP AMERICAN INDIAN MALES, 18-24 YRS, MOE

Type	Numeric (Double)
TME18029	Proportion males 18-24 American Indian or Alaska native alone, MOE

 TAC18030 - PROP AMERICAN INDIAN FEMALES, 18-24 YRS

Type	Numeric (Double)
TAC18030	Proportion females 18-24 American Indian or Alaska native alone, tract

 TME18030 - PROP AMERICAN INDIAN FEMALES, 18-24 YRS, MOE

Type	Numeric (Double)
TME18030	Proportion females 18-24 American Indian or Alaska native alone, MOE

 TAC18031 - PROP ASIAN/PACISL MALES, 18-24 YRS

Type	Numeric (Double)
TAC18031	Proportion males 18-24 Asian or Pacific Islander alone, tract

 TME18031 - PROP ASIAN/PACISL MALES, 18-24 YRS, MOE

Type	Numeric (Double)
TME18031	Proportion males 18-24 Asian or Pacific Islander alone, MOE

#### TAC18032 - PROP ASIAN/PACISL FEMALES, 18-24 YRS

Type	Numeric (Double)
TAC18032	Proportion females 18-24 Asian or Pacific Islander alone, tract

#### TME18032 - PROP ASIAN/PACISL FEMALES, 18-24 YRS, MOE

Type	Numeric (Double)
TME18032	Proportion females 18-24 Asian or Pacific Islander alone, MOE

#### TAC18033 - PROP OTHER MALES, 18-24 YRS

Type	Numeric (Double)
TAC18033	Proportion males 18-24 some other race alone, tract

#### TME18033 - PROP OTHER MALES, 18-24 YRS, MOE

Type	Numeric (Double)
TME18033	Proportion males 18-24 some other race alone, MOE

#### TAC18034 - PROP OTHER FEMALES, 18-24 YRS

Type	Numeric (Double)
TAC18034	Proportion females 18-24 some other race alone, tract

#### TME18034 - PROP OTHER FEMALES, 18-24 YRS, MOE

Type	Numeric (Double)
TME18034	Proportion females 18-24 some other race alone, MOE

#### TAC18035 - PROP 2-MORE RACES MALES, 18-24 YRS

Type	Numeric (Double)
TAC18035	Proportion males 18-24 two or more races, tract

#### TME18035 - PROP 2-MORE RACES MALES, 18-24 YRS, MOE

Type	Numeric (Double)
TME18035	Proportion males 18-24 two or more races, MOE

#### TAC18036 - PROP 2-MORE RACES FEMALES, 18-24 YRS

Type	Numeric (Double)
TAC18036	Proportion females 18-24 two or more races, tract



 TME18036 - PROP 2-MORE RACES FEMALES, 18-24 YRS, MOE

Type	Numeric (Double)
TME18036	Proportion females 18-24 two or more races, MOE

 TAC18037 - PROP HISPANIC MALES, 18-24 YRS

Type	Numeric (Double)
TAC18037	Proportion males 18-24 Hispanic or Latino , tract

 TME18037 - PROP HISPANIC MALES, 18-24 YRS, MOE

Type	Numeric (Double)
TME18037	Proportion males 18-24 Hispanic or Latino , MOE

 TAC18038 - PROP HISPANIC FEMALES, 18-24 YRS

Type	Numeric (Double)
TAC18038	Proportion females 18-24 Hispanic or Latino , tract

 TME18038 - PROP HISPANIC FEMALES, 18-24 YRS, MOE

Type	Numeric (Double)
TME18038	Proportion females 18-24 Hispanic or Latino , MOE

 TAC18039 - PROP NOT HISPANIC WHITE MALES 18-24

Type	Numeric (Double)
TAC18039	Proportion males 18-24 White alone Non-Hispanic or Latino, tract

 TME18039 - PROP NOT HISPANIC WHITE MALES 18-24, MOE

Type	Numeric (Double)
TME18039	Proportion males 18-24 White alone Non-Hispanic or Latino, MOE

 TAC18040 - PROP NOT HISPANIC WHITE FEMALES 18-24

Type	Numeric (Double)
TAC18040	Proportion females 18-24 White alone Non-Hispanic or Latino, tract

 TME18040 - PROP NOT HISPANIC WHITE FEMALES 18-24, MOE

Type	Numeric (Double)
TME18040	Proportion females 18-24 White alone Non-Hispanic or Latino, MOE

 TAC18041 - PROP HHS - MARR-CPL FAM W/CHLD

Type	Numeric (Double)
TAC18041	Proportion occupied housing units married-couple family with own children under 18, tract

 TME18041 - PROP HHS - MARR-CPL FAM W/CHLD, MOE

Type	Numeric (Double)
TME18041	Proportion occupied housing units married-couple family with own children under 18, MOE

 TAC18042 - PROP HH, FEM HOUSEHOLDER W/ CHILD

Type	Numeric (Double)
TAC18042	Proportion occupied housing units female householder with own children under 18, tract

 TME18042 - PROP HH, FEM HOUSEHOLDER W/ CHILD, MOE

Type	Numeric (Double)
TME18042	Proportion occupied housing units female householder with own children under 18, MOE

 TAC18043 - PROP HH, MALE HOUSEHOLDER W/ CHILD

Type	Numeric (Double)
TAC18043	Proportion occupied housing units male householder with own children under 18, tract

 TME18043 - PROP HH, MALE HOUSEHOLDER W/ CHILD, MOE

Type	Numeric (Double)
TME18043	Proportion occupied housing units male householder with own children under 18, MOE

 TAC18044 - PROP HHS NON-FAMILY HHS

Type	Numeric (Double)
TAC18044	Proportion occupied housing units nonfamily, tract

 TME18044 - PROP HHS NON-FAMILY HHS, MOE

Type	Numeric (Double)
TME18044	Proportion occupied housing units nonfamily, MOE

 TAC18045 - PROP FAMILIES, W/ CHILD FEM HH NO HUSB

Type	Numeric (Double)
------	------------------

TAC18045	Proportion families with own children headed by female householder, tract
----------	---

 TME18045 - PROP FAMILIES, W/ CHILD FEM HH NO HUSB, MOE

Type	Numeric (Double)
TME18045	Proportion families with own children headed by female householder, MOE

 TAC18046 - PROP FAMILIES, W/ CHILD MALE HH NO WIFE

Type	Numeric (Double)
TAC18046	Proportion families with own children headed by male householder, tract

 TME18046 - PROP FAMILIES, W/ CHILD MALE HH NO WIFE, MOE

Type	Numeric (Double)
TME18046	Proportion families with own children headed by male householder, MOE

 TAC18047 - PROP SEP OR DIV'D

Type	Numeric (Double)
TAC18047	Proportion of population 15 years and over divorced or separated, tract

 TME18047 - PROP SEP OR DIV'D, MOE

Type	Numeric (Double)
TME18047	Proportion of population 15 years and over divorced or separated, MOE

 TAC18048 - PROP HHS LINGUISTICALLY ISOLATED

Type	Numeric (Double)
TAC18048	Proportion households linguistically isolated, tract

 TME18048 - PROP HHS LINGUISTICALLY ISOLATED, MOE

Type	Numeric (Double)
TME18048	Proportion households linguistically isolated, MOE

 TAC18049 - PROP FOREIGN BORN

Type	Numeric (Double)
TAC18049	Proportion foreign born, tract

 TME18049 - PROP FOREIGN BORN, MOE

Type	Numeric (Double)
TME18049	Proportion foreign born, MOE

 TAC18050 - PROP AGED 25+ W/O HS DIPLOMA

Type	Numeric (Double)
TAC18050	Proportion 25 years and over with less than high school diploma, tract

 TME18050 - PROP AGED 25+ W/O HS DIPLOMA, MOE

Type	Numeric (Double)
TME18050	Proportion 25 years and over with less than high school diploma, MOE

 TAC18051 - PROP AGED 25+ W/ COLLEGE DEGREE +

Type	Numeric (Double)
TAC18051	Proportion 25 years and over with bachelor's degree or more, tract

 TME18051 - PROP AGED 25+ W/ COLLEGE DEGREE +, MOE

Type	Numeric (Double)
TME18051	Proportion 25 years and over with bachelor's degree or more, MOE

 TAC18052 - UNEMPLOYMENT RATE-TOTAL

Type	Numeric (Double)
TAC18052	Unemployment rate all persons 16 years and over, tract

 TME18052 - UNEMPLOYMENT RATE-TOTAL, MOE

Type	Numeric (Double)
TME18052	Unemployment rate all persons 16 years and over, MOE

 TAC18053 - UNEMPLOYMENT RATE-MALES

Type	Numeric (Double)
TAC18053	Unemployment rate males 16 years and over, tract

 TME18053 - UNEMPLOYMENT RATE-MALES, MOE

Type	Numeric (Double)
TME18053	Unemployment rate males 16 years and over, MOE

 TAC18054 - UNEMPLOYMENT RATE-FEMALES

Type	Numeric (Double)
TAC18054	Unemployment rate females 16 years and over, tract

 TME18054 - UNEMPLOYMENT RATE-FEMALES, MOE

Type	Numeric (Double)
TME18054	Unemployment rate females 16 years and over, MOE

#### TAC18055 - LABOR FORCE PART RATE MALES

Type	Numeric (Double)
TAC18055	Labor force participation rate males 16 years and over, tract

#### TME18055 - LABOR FORCE PART RATE MALES, MOE

Type	Numeric (Double)
TME18055	Labor force participation rate males 16 years and over, MOE

#### TAC18056 - LABOR FORCE PART RATE FEMALES

Type	Numeric (Double)
TAC18056	Labor force participation rate females 16 years and over, tract

#### TME18056 - LABOR FORCE PART RATE FEMALES, MOE

Type	Numeric (Double)
TME18056	Labor force participation rate females 16 years and over, MOE

#### TAC18057 - PROP 0-5 W/ PARENTS IN LABOR FORCE

Type	Numeric (Double)
TAC18057	Among children under 6 living with two parents, proportion with both parents in the labor force, tract

#### TME18057 - PROP 0-5 W/ PARENTS IN LABOR FORCE, MOE

Type	Numeric (Double)
TME18057	Among children under 6 living with two parents, proportion with both parents in the labor force, MOE

#### TAC18058 - PROP 6-17 W/ PARENTS IN LABOR FORCE

Type	Numeric (Double)
TAC18058	Among children 6 to 17 living with two parents, proportion with both parents in the labor force, tract

#### TME18058 - PROP 6-17 W/ PARENTS IN LABOR FORCE, MOE

Type	Numeric (Double)
TME18058	Among children 6 to 17 living with two parents, proportion with both parents in the labor force, MOE

 TAC18059 - UNEMPLOYMENT RATE-WHITE MALES

Type	Numeric (Double)
TAC18059	Proportion white alone males 16 years and over unemployed, tract

 TME18059 - UNEMPLOYMENT RATE-WHITE MALES, MOE

Type	Numeric (Double)
TME18059	Proportion white alone males 16 years and over unemployed, MOE

 TAC18060 - UNEMPLOYMENT RATE-WHITE FEMALES

Type	Numeric (Double)
TAC18060	Proportion White alone females 16 years and over unemployed, tract

 TME18060 - UNEMPLOYMENT RATE-WHITE FEMALES, MOE

Type	Numeric (Double)
TME18060	Proportion White alone females 16 years and over unemployed, MOE

 TAC18061 - UNEMPLOYMENT RATE-BLACK MALES

Type	Numeric (Double)
TAC18061	Proportion Black or African American alone males 16 years and over unemployed, tract

 TME18061 - UNEMPLOYMENT RATE-BLACK MALES, MOE

Type	Numeric (Double)
TME18061	Proportion Black or African American alone males 16 years and over unemployed, MOE

 TAC18062 - UNEMPLOYMENT RATE-BLACK FEMALES

Type	Numeric (Double)
TAC18062	Proportion Black or African American alone females 16 years and over unemployed, tract

 TME18062 - UNEMPLOYMENT RATE-BLACK FEMALES, MOE

Type	Numeric (Double)
TME18062	Proportion Black or African American alone females 16 years and over unemployed, MOE

 TAC18063 - UNEMPLOYMENT RATE-AM INDIAN MALES

Type	Numeric (Double)
------	------------------

TAC18063	Proportion American Indian or Alaska native alone males 16 years and over unemployed, tract
----------	---

#### TME18063 - UNEMPLOYMENT RATE-AM INDIAN MALES, MOE

Type	Numeric (Double)
TME18063	Proportion American Indian or Alaska native alone males 16 years and over unemployed, MOE

#### TAC18064 - UNEMPLOYMENT RATE-AM INDIAN FEMALES

Type	Numeric (Double)
TAC18064	Proportion American Indian or Alaska native alone females 16 years and over unemployed, tract

#### TME18064 - UNEMPLOYMENT RATE-AM INDIAN FEMALES, MOE

Type	Numeric (Double)
TME18064	Proportion American Indian or Alaska native alone females 16 years and over unemployed, MOE

#### TAC18065 - UNEMPLOYMENT RATE-ASIAN/PAC ISL MALES

Type	Numeric (Double)
TAC18065	Proportion Asian or Pacific Islander alone males 16 years and over unemployed, tract

#### TME18065 - UNEMPLOYMENT RATE-ASIAN/PAC ISL MALES, MOE

Type	Numeric (Double)
TME18065	Proportion Asian or Pacific Islander alone males 16 years and over unemployed, MOE

#### TAC18066 - UNEMPLOYMENT RATE-ASIAN/PAC ISL FEMALES

Type	Numeric (Double)
TAC18066	Proportion Asian or Pacific Islander alone females 16 years and over unemployed, tract

#### TME18066 - UNEMPLOYMENT RATE-ASIAN/PAC ISL FEMALES, MOE

Type	Numeric (Double)
TME18066	Proportion Asian or Pacific Islander alone females 16 years and over unemployed, MOE

#### TAC18067 - UNEMPLOYMENT RATE-OTHER MALES

Type	Numeric (Double)
TAC18067	Proportion some other race alone males 16 years and over unemployed, tract

#### TME18067 - UNEMPLOYMENT RATE-OTHER MALES, MOE

Type	Numeric (Double)
TME18067	Proportion some other race alone males 16 years and over unemployed, MOE

#### TAC18068 - UNEMPLOYMENT RATE-OTHER FEMALES

Type	Numeric (Double)
TAC18068	Proportion some other race alone females 16 years and over unemployed, tract

#### TME18068 - UNEMPLOYMENT RATE-OTHER FEMALES, MOE

Type	Numeric (Double)
TME18068	Proportion some other race alone females 16 years and over unemployed, MOE

#### TAC18069 - UNEMPLOYMENT RATE-2-MORE RACES MALES

Type	Numeric (Double)
TAC18069	Proportion two or more races males 16 years and over unemployed, tract

#### TME18069 - UNEMPLOYMENT RATE-2-MORE RACES MALES, MOE

Type	Numeric (Double)
TME18069	Proportion two or more races males 16 years and over unemployed, MOE

#### TAC18070 - UNEMPLOYMENT RATE-2-MORE RACES FEMALES

Type	Numeric (Double)
TAC18070	Proportion two or more races females 16 years and over unemployed, tract

#### TME18070 - UNEMPLOYMENT RATE-2-MORE RACES FEMALES, MOE

Type	Numeric (Double)
TME18070	Proportion two or more races females 16 years and over unemployed, MOE

#### TAC18071 - UNEMPLOYMENT RATE-HISPANIC MALES

Type	Numeric (Double)
TAC18071	Proportion Hispanic or Latino males 16 years and over unemployed, tract

#### TME18071 - UNEMPLOYMENT RATE-HISPANIC MALES, MOE



Type	Numeric (Double)
TME18071	Proportion Hispanic or Latino males 16 years and over unemployed, MOE

#### TAC18072 - UNEMPLOYMENT RATE-HISPANIC FEMALES

Type	Numeric (Double)
TAC18072	Proportion Hispanic or Latino females 16 years and over unemployed, tract

#### TME18072 - UNEMPLOYMENT RATE-HISPANIC FEMALES, MOE

Type	Numeric (Double)
TME18072	Proportion Hispanic or Latino females 16 years and over unemployed, MOE

#### TAC18073 - UNEMPLOYMENT RATE-WHITE MALES NOT HISP

Type	Numeric (Double)
TAC18073	Proportion White alone not Hispanic or Latino males 16 years and over unemployed, tract

#### TME18073 - UNEMPLOYMENT RATE-WHITE MALES NOT HISP, MOE

Type	Numeric (Double)
TME18073	Proportion White alone not Hispanic or Latino males 16 years and over unemployed, MOE

#### TAC18074 - UNEMPLOYMENT RATE-WHITE FEMALES NOT HISP

Type	Numeric (Double)
TAC18074	Proportion White alone not Hispanic or Latino females 16 years and over unemployed, tract

#### TME18074 - UNEMPLOYMENT RATE-WHITE FEMALES NOT HISP, MOE

Type	Numeric (Double)
TME18074	Proportion White alone not Hispanic or Latino females 16 years and over unemployed, MOE

#### TAC18075 - PROP EMPL IN AG/FORESTRY/HUNTING/MINING

Type	Numeric (Double)
TAC18075	Proportion of employed 16 years and over in agriculture, forestry, fishing, hunting, and mining, tract

#### TME18075 - PROP EMPL IN AG/FORESTRY/HUNTING/MINING, MOE

Type	Numeric (Double)
------	------------------

TME18075	Proportion of employed 16 years and over in agriculture, forestry, fishing, hunting, and mining, MOE
----------	--

#### TAC18076 - PROP EMPL IN CONSTRUCTION

Type	Numeric (Double)
TAC18076	Proportion of employed 16 years and over in construction, tract

#### TME18076 - PROP EMPL IN CONSTRUCTION, MOE

Type	Numeric (Double)
TME18076	Proportion of employed 16 years and over in construction, MOE

#### TAC18077 - PROP EMPL IN MANUFACTURING

Type	Numeric (Double)
TAC18077	Proportion of employed 16 years and over in manufacturing, tract

#### TME18077 - PROP EMPL IN MANUFACTURING, MOE

Type	Numeric (Double)
TME18077	Proportion of employed 16 years and over in manufacturing, MOE

#### TAC18078 - PROP EMPL IN WHOLESALE TRADE

Type	Numeric (Double)
TAC18078	Proportion of employed 16 years and over in wholesale trade, tract

#### TME18078 - PROP EMPL IN WHOLESALE TRADE, MOE

Type	Numeric (Double)
TME18078	Proportion of employed 16 years and over in wholesale trade, MOE

#### TAC18079 - PROP EMPL IN RETAIL TRADE

Type	Numeric (Double)
TAC18079	Proportion of employed 16 years and over in retail trade, tract

#### TME18079 - PROP EMPL IN RETAIL TRADE, MOE

Type	Numeric (Double)
TME18079	Proportion of employed 16 years and over in retail trade, MOE

#### TAC18080 - PROP TRANSPORT, WAREHOUSING, UTLTS

Type	Numeric (Double)
------	------------------

TAC18080	Proportion of employed 16 years and over in transportation, warehousing, and utilities, tract
----------	---

#### TME18080 - PROP TRANSPORT, WAREHOUSING, UTLTS, MOE

Type	Numeric (Double)
TME18080	Proportion of employed 16 years and over in transportation, warehousing, and utilities, MOE

#### TAC18081 - PROP INFORMATION

Type	Numeric (Double)
TAC18081	Proportion of employed 16 years and over in information, tract

#### TME18081 - PROP INFORMATION, MOE

Type	Numeric (Double)
TME18081	Proportion of employed 16 years and over in information, MOE

#### TAC18082 - PROP EMPL IN FINANCE/INSUR/REAL ESTATE

Type	Numeric (Double)
TAC18082	Proportion of employed 16 years and over in finance, insurance, and real estate, tract

#### TME18082 - PROP EMPL IN FINANCE/INSUR/REAL ESTATE, MOE

Type	Numeric (Double)
TME18082	Proportion of employed 16 years and over in finance, insurance, and real estate, MOE

#### TAC18083 - PROP PROF, SCI, MGMT, ADMIN, WASTE

Type	Numeric (Double)
TAC18083	Proportion of employed 16 years and over in professional, scientific, management, administrative, and waste management services, tract

#### TME18083 - PROP PROF, SCI, MGMT, ADMIN, WASTE, MOE

Type	Numeric (Double)
TME18083	Proportion of employed 16 years and over in professional, scientific, management, administrative, and waste management services, MOE

#### TAC18084 - PROP EDUCATIONAL, HEALTH & SOCIAL SVCS

Type	Numeric (Double)
------	------------------

TAC18084	Proportion of employed 16 years and over in educational, health, and social services, tract
----------	---

#### TME18084 - PROP EDUCATIONAL, HEALTH & SOCIAL SVCS, MOE

Type	Numeric (Double)
TME18084	Proportion of employed 16 years and over in educational, health, and social services, MOE

#### TAC18085 - PROP ARTS, ENTERTAINMENT, FOOD SVCS

Type	Numeric (Double)
TAC18085	Proportion of employed 16 years and over in arts, entertainment, recreation, and food services, tract

#### TME18085 - PROP ARTS, ENTERTAINMENT, FOOD SVCS, MOE

Type	Numeric (Double)
TME18085	Proportion of employed 16 years and over in arts, entertainment, recreation, and food services, MOE

#### TAC18086 - PROP OTHER SERVICES

Type	Numeric (Double)
TAC18086	Proportion of employed 16 years and over in other services (does not include public administration), tract

#### TME18086 - PROP OTHER SERVICES, MOE

Type	Numeric (Double)
TME18086	Proportion of employed 16 years and over in other services (does not include public administration), MOE

#### TAC18087 - PROP EMPL IN PUBLIC ADMIN

Type	Numeric (Double)
TAC18087	Proportion of employed 16 years and over in public administration, tract

#### TME18087 - PROP EMPL IN PUBLIC ADMIN, MOE

Type	Numeric (Double)
TME18087	Proportion of employed 16 years and over in public administration, MOE

#### TAC18088 - PROP IN MANAGEMENT, PROF, & RELATED OCCS

Type	Numeric (Double)
------	------------------

TAC18088	Proportion of employed 16 years and over in management, professional, and related occupations, tract
----------	--

 TME18088 - PROP IN MANAGEMENT, PROF, & RELATED OCCS, MOE

Type	Numeric (Double)
TME18088	Proportion of employed 16 years and over in management, professional, and related occupations, MOE

 TAC18089 - PROP EMPL IN SERVICE OCCS

Type	Numeric (Double)
TAC18089	Proportion of employed 16 years and over in service occupations, tract

 TME18089 - PROP EMPL IN SERVICE OCCS, MOE

Type	Numeric (Double)
TME18089	Proportion of employed 16 years and over in service occupations, MOE

 TAC18090 - PROP SALES AND OFFICE

Type	Numeric (Double)
TAC18090	Proportion of employed 16 years and over in sales and office occupations, tract

 TME18090 - PROP SALES AND OFFICE, MOE

Type	Numeric (Double)
TME18090	Proportion of employed 16 years and over in sales and office occupations, MOE

 TAC18091 - PROP EMPL IN FARM/FORSTRY/FISHING OCCS

Type	Numeric (Double)
TAC18091	Proportion of employed 16 years and over in farming, fishing, and forestry occupations, tract

 TME18091 - PROP EMPL IN FARM/FORSTRY/FISHING OCCS, MOE

Type	Numeric (Double)
TME18091	Proportion of employed 16 years and over in farming, fishing, and forestry occupations, MOE

 TAC18092 - PROP CONSTRUCTION, EXTRACT, MAINT

Type	Numeric (Double)
------	------------------

TAC18092	Proportion of employed 16 years and over in construction, extraction, and maintenance occupations, tract
----------	--

 TME18092 - PROP CONSTRUCTION, EXTRACT, MAINT, MOE

Type	Numeric (Double)
TME18092	Proportion of employed 16 years and over in construction, extraction, and maintenance occupations, MOE

 TAC18093 - PROP PRODUCTION, TRANSPORTATION

Type	Numeric (Double)
TAC18093	Proportion of employed 16 years and over in over in production, transportation, and material moving occupations, tract

 TME18093 - PROP PRODUCTION, TRANSPORTATION, MOE

Type	Numeric (Double)
TME18093	Proportion of employed 16 years and over in over in production, transportation, and material moving occupations, MOE

 TAC18094 - MEDIAN HOUSEHOLD INCOME

Type	Numeric (Double)
TAC18094	Median household income past 12 months, tract
Notes	10600: 10600 and less. 250000: 250000 and greater.

 TME18094 - MEDIAN HOUSEHOLD INCOME, MOE

Type	Numeric (Double)
TME18094	Median household income past 12 months, MOE

 TAC18095 - PROP HHS W/ PUBLIC ASSIST INCOME

Type	Numeric (Double)
TAC18095	Proportion households receiving public assistance income past 12 months, tract

 TME18095 - PROP HHS W/ PUBLIC ASSIST INCOME, MOE

Type	Numeric (Double)
TME18095	Proportion households receiving public assistance income past 12 months, MOE

 TAC18096 - MEDIAN FAMILY INCOME

Type	Numeric (Double)
------	------------------

TAC18096	Median family income past 12 months, tract
Notes	12800: 12800 and less. 250000: 250000 and greater.

 TME18096 - MEDIAN FAMILY INCOME, MOE

Type	Numeric (Double)
TME18096	Median family income past 12 months, MOE

 TAC18097 - PROP FAMILIES W/ INCOME < \$15,000

Type	Numeric (Double)
TAC18097	Proportion families with incomes less than \$15K past 12 months, tract

 TME18097 - PROP FAMILIES W/ INCOME < \$15,000, MOE

Type	Numeric (Double)
TME18097	Proportion families with incomes less than \$15K past 12 months, MOE

 TAC18098 - PROP FAMILIES W/ INCOME < \$25,000

Type	Numeric (Double)
TAC18098	Proportion families with incomes less than \$25K past 12 months, tract

 TME18098 - PROP FAMILIES W/ INCOME < \$25,000, MOE

Type	Numeric (Double)
TME18098	Proportion families with incomes less than \$25K past 12 months, MOE

 TAC18099 - PROP FAMILIES W/ INCOME \$50,000+

Type	Numeric (Double)
TAC18099	Proportion families with incomes greater than \$50K past 12 months, tract

 TME18099 - PROP FAMILIES W/ INCOME \$50,000+, MOE

Type	Numeric (Double)
TME18099	Proportion families with incomes greater than \$50K past 12 months, MOE

 TAC18100 - PROP FAMILIES W/ INCOME \$75,000+

Type	Numeric (Double)
TAC18100	Proportion families with incomes greater than \$75K past 12 months, tract

 TME18100 - PROP FAMILIES W/ INCOME \$75,000+, MOE

Type	Numeric (Double)
TME18100	Proportion families with incomes greater than \$75K past 12 months, MOE

 TAC18101 - PER CAPITA INCOME

Type	Numeric (Double)
TAC18101	Per capita income past 12 months, tract
Notes	5150: 5150 and less. 185150: 185150 and greater.

 TME18101 - PER CAPITA INCOME, MOE

Type	Numeric (Double)
TME18101	Per capita income past 12 months, MOE

 TAC18102 - MEDIAN EARNINGS 16+

Type	Numeric (Double)
TAC18102	Median earnings 16 years and over past 12 months, tract
Notes	3950: 3950 and less. 130200: 130200 and greater.

 TME18102 - MEDIAN EARNINGS 16+, MOE

Type	Numeric (Double)
TME18102	Median earnings 16 years and over past 12 months, MOE

 TAC18103 - MEDIAN EARNINGS MALES 16+

Type	Numeric (Double)
TAC18103	Median earnings males 16 years and over past 12 months, tract
Notes	4700: 4700 and less. 250000: 250000 and greater.

 TME18103 - MEDIAN EARNINGS MALES 16+, MOE

Type	Numeric (Double)
TME18103	Median earnings males 16 years and over past 12 months, MOE

 TAC18104 - MEDIAN EARNINGS FEMALES 16+

Type	Numeric (Double)
TAC18104	Median earnings females 16 years and over in past 12 months, tract
Notes	3950: 3950 and less. 95350: 95350 and greater.

 TME18104 - MEDIAN EARNINGS FEMALES 16+, MOE

Type	Numeric (Double)
TME18104	Median earnings females 16 years and over in past 12 months, MOE

 TAC18105 - PROP PERSONS < POV LEVEL



Type	Numeric (Double)
TAC18105	Proportion population below the poverty level in past 12 months, tract

#### TME18105 - PROP PERSONS < POV LEVEL, MOE

Type	Numeric (Double)
TME18105	Proportion population below the poverty level in past 12 months, MOE

#### TAC18106 - PROP FAMILIES < POV LEVEL

Type	Numeric (Double)
TAC18106	Proportion families below the poverty level in past 12 months, tract

#### TME18106 - PROP FAMILIES < POV LEVEL, MOE

Type	Numeric (Double)
TME18106	Proportion families below the poverty level in past 12 months, MOE

#### TAC18107 - PROP HOUSEHOLDS < POV LEVEL

Type	Numeric (Double)
TAC18107	Proportion households below the poverty level in past 12 months, tract

#### TME18107 - PROP HOUSEHOLDS < POV LEVEL, MOE

Type	Numeric (Double)
TME18107	Proportion households below the poverty level in past 12 months, MOE

#### TAC18108 - PROP SAME SEX UNMARRIED PARTNERS

Type	Numeric (Double)
TAC18108	Proportion households headed by same sex unmarried partners , tract

#### TME18108 - PROP SAME SEX UNMARRIED PARTNERS, MOE

Type	Numeric (Double)
TME18108	Proportion households headed by same sex unmarried partners , MOE

#### TAC18109 - PROP OPPOSITE SEX UNMARRIED PARTNERS

Type	Numeric (Double)
TAC18109	Proportion households headed by opposite sex unmarried partners, tract

#### TME18109 - PROP OPPOSITE SEX UNMARRIED PARTNERS, MOE

Type	Numeric (Double)
TME18109	Proportion households headed by opposite sex unmarried partners, MOE

 TAC18110 - PROP MALES AGED 18-19 NEV MARRIED

Type	Numeric (Double)
TAC18110	Proportion males ages 18 and 19 never married, tract

 TME18110 - PROP MALES AGED 18-19 NEV MARRIED, MOE

Type	Numeric (Double)
TME18110	Proportion males ages 18 and 19 never married, MOE

 TAC18111 - PROP MALES AGED 20-24 NEV MARRIED

Type	Numeric (Double)
TAC18111	Proportion males ages 20 to 24 never married, tract

 TME18111 - PROP MALES AGED 20-24 NEV MARRIED, MOE

Type	Numeric (Double)
TME18111	Proportion males ages 20 to 24 never married, MOE

 TAC18112 - PROP FEMALES AGED 18-19 NEV MARRIED

Type	Numeric (Double)
TAC18112	Proportion females ages 18 and 19 never married, tract

 TME18112 - PROP FEMALES AGED 18-19 NEV MARRIED, MOE

Type	Numeric (Double)
TME18112	Proportion females ages 18 and 19 never married, MOE

 TAC18113 - PROP FEMALES AGED 20-24 NEV MARRIED

Type	Numeric (Double)
TAC18113	Proportion females ages 20 to 24 never married, tract

 TME18113 - PROP FEMALES AGED 20-24 NEV MARRIED, MOE

Type	Numeric (Double)
TME18113	Proportion females ages 20 to 24 never married, MOE

 TAC18114 - PROP HOUSING UNITS VACANT

Type	Numeric (Double)
TAC18114	Proportion housing units vacant, tract

 TME18114 - PROP HOUSING UNITS VACANT, MOE

Type	Numeric (Double)
TME18114	Proportion housing units vacant, MOE

#### TAC18115 - PROP OCC H UNITS THAT ARE OWNER-OCC

Type	Numeric (Double)
TAC18115	Proportion occupied units owner occupied, tract

#### TME18115 - PROP OCC H UNITS THAT ARE OWNER-OCC, MOE

Type	Numeric (Double)
TME18115	Proportion occupied units owner occupied, MOE

#### TAC18116 - AVERAGE HOUSEHOLD SIZE OF UNITS

Type	Numeric (Double)
TAC18116	Average household size of occupied units, tract
Notes	1.5: 1.5 and less. 5: 5 and greater.

#### TME18116 - AVERAGE HOUSEHOLD SIZE OF UNITS, MOE

Type	Numeric (Double)
TME18116	Average household size of occupied units, MOE

#### TAC18117 - MEDIAN YEAR HOUSING UNITS BUILT

Type	Numeric (Double)
TAC18117	Median year housing unit structures built, tract
Notes	2011: 2011 and later.

#### TME18117 - MEDIAN YEAR HOUSING UNITS BUILT, MOE

Type	Numeric (Double)
TME18117	Median year housing unit structures built, MOE

#### TAC18118 - MEDIAN YEAR MOVED INTO UNITS

Type	Numeric (Double)
TAC18118	Median year householders moved into units, tract

#### TME18118 - MEDIAN YEAR MOVED INTO UNITS, MOE

Type	Numeric (Double)
TME18118	Median year householders moved into units, MOE

#### TAC18119 - PROP OCC H UNITS W/O TELEPHONE

Type	Numeric (Double)
TAC18119	Proportion occupied units with no telephone service available, tract

#### TME18119 - PROP OCC H UNITS W/O TELEPHONE, MOE

Type	Numeric (Double)
TME18119	Proportion occupied units with no telephone service available, MOE

#### TAC18120 - PROP UNITS WITH NO VEHICLES

Type	Numeric (Double)
TAC18120	Proportion occupied units with no vehicles available, tract

#### TME18120 - PROP UNITS WITH NO VEHICLES, MOE

Type	Numeric (Double)
TME18120	Proportion occupied units with no vehicles available, MOE

#### TAC18121 - PROP OCC H UNITS W/O COMPLETE PLUMBING

Type	Numeric (Double)
TAC18121	Proportion units lacking complete plumbing facilities , tract

#### TME18121 - PROP OCC H UNITS W/O COMPLETE PLUMBING, MOE

Type	Numeric (Double)
TME18121	Proportion units lacking complete plumbing facilities , MOE

#### TAC18122 - PROP H UNITS W/O COMPLETE KITCHEN FACIL

Type	Numeric (Double)
TAC18122	Proportion units lacking complete kitchen facilities, tract

#### TME18122 - PROP H UNITS W/O COMPLETE KITCHEN FACIL, MOE

Type	Numeric (Double)
TME18122	Proportion units lacking complete kitchen facilities, MOE

#### TAC18123 - MEDIAN CONTRACT RENT RENTER-OCC H UNITS

Type	Numeric (Double)
TAC18123	Median contract rent for renteroccupied units paying cash rent, tract
Notes	220: 220 and less. 3365: 3365 and greater.

#### TME18123 - MEDIAN CONTRACT RENT RENTER-OCC H UNITS, MOE

Type	Numeric (Double)
------	------------------

TME18123	Median contract rent for renteroccupied units paying cash rent, MOE
----------	---

#### TAC18124 - MEDIAN VALUE OF OWNER-OCC HOUSING UNITS

Type	Numeric (Double)
TAC18124	Median value for specified owner-occupied units, tract
Notes	15500: 15500 and less. 2000000: 2000000 and greater.

#### TME18124 - MEDIAN VALUE OF OWNER-OCC HOUSING UNITS, MOE

Type	Numeric (Double)
TME18124	Median value for specified owner-occupied units, MOE

#### TAC18125 - PROP 3+ ENROLLED IN PRE-ELEM AND ELEM

Type	Numeric (Double)
TAC18125	Proportion population enrolled in pre-elementary and elementary education, tract

#### TME18125 - PROP 3+ ENROLLED IN PRE-ELEM AND ELEM, MOE

Type	Numeric (Double)
TME18125	Proportion population enrolled in pre-elementary and elementary education, MOE

#### TAC18126 - PROP 3+ ENROLLED IN MID OR HIGH SCHOOL

Type	Numeric (Double)
TAC18126	Proportion population enrolled in mid or high school education, tract

#### TME18126 - PROP 3+ ENROLLED IN MID OR HIGH SCHOOL, MOE

Type	Numeric (Double)
TME18126	Proportion population enrolled in mid or high school education, MOE

#### TAC18127 - PROP 3+ IN COLLEGE, GRAD, OR PROF ED

Type	Numeric (Double)
TAC18127	Proportion population enrolled in college, graduate or professional education, tract

#### TME18127 - PROP 3+ IN COLLEGE, GRAD, OR PROF ED, MOE

Type	Numeric (Double)
TME18127	Proportion population enrolled in college, graduate or professional education, MOE

 TAC18128 - PROP WORKERS 16+ USE CAR, TRUCK, OR VAN


Type	Numeric (Double)
TAC18128	Proportion using car, truck, or van, tract

 TME18128 - PROP WORKERS 16+ USE CAR, TRUCK, OR VAN, MOE

Type	Numeric (Double)
TME18128	Proportion using car, truck, or van, MOE

 TAC18129 - PROP WORKERS 16+ USE PUBLIC TRANSPORT

Type	Numeric (Double)
TAC18129	Proportion using public transportation (excluding taxicab), tract

 TME18129 - PROP WORKERS 16+ USE PUBLIC TRANSPORT, MOE

Type	Numeric (Double)
TME18129	Proportion using public transportation (excluding taxicab), MOE

 TAC18130 - PROP WORKERS 16+ USING BICYCLE

Type	Numeric (Double)
TAC18130	Proportion bicycle, tract

 TME18130 - PROP WORKERS 16+ USING BICYCLE, MOE

Type	Numeric (Double)
TME18130	Proportion bicycle, MOE

 TAC18131 - PROP WORKERS 16+ WALKING


Type	Numeric (Double)
TAC18131	Proportion walked, tract

 TME18131 - PROP WORKERS 16+ WALKING, MOE

Type	Numeric (Double)
TME18131	Proportion walked, MOE

 TAC18132 - PROP WORKERS 16+ USE TAXICAB, MOTORCYCLE

Type	Numeric (Double)
TAC18132	Proportion using taxicab, motorcycle, or other means, tract

 TME18132 - PROP WORKERS 16+ USE TAXICAB, MOTORCYCLE, MOE

Type	Numeric (Double)
TME18132	Proportion using taxicab, motorcycle, or other means, MOE

#### CAC18001 - POPULATION, TOTAL

Type	Numeric (Double)
CAC18001	Total population, county
Notes	2500: 2500 and less. 5223700: 5223700 and greater.

#### CAC18002 - DENSITY (PERSONS/SQ.KM.)

Type	Numeric (Double)
CAC18002	Density $\frac{1}{2}$ persons per square km, county

#### CAC18003 - PROPORTION WHITE

Type	Numeric (Double)
CAC18003	Proportion White alone, county

#### CAC18004 - PROPORTION BLACK

Type	Numeric (Double)
CAC18004	Proportion Black or African American alone, county

#### CAC18005 - PROPORTION AMERICAN INDIAN/ALASKA NATIVE

Type	Numeric (Double)
CAC18005	Proportion American Indian and Alaska Native alone, county

#### CAC18006 - PROPORTION ASIAN, PACIFIC ISLANDER ALONE

Type	Numeric (Double)
CAC18006	Proportion Asian alone, Native, county

#### CAC18007 - PROPORTION OTHER

Type	Numeric (Double)
CAC18007	Proportion some other race alone, county

#### CAC18008 - PROPORTION 2 OR MORE RACES

Type	Numeric (Double)
CAC18008	Proportion two or more races, county

#### CAC18009 - PROPORTION HISPANIC ORIGIN

Type	Numeric (Double)
------	------------------

CAC18009	Proportion Hispanic or Latino, county
----------	---------------------------------------

#### CAC18010 - PROPORTION HISPANIC, WHITE

Type	Numeric (Double)
CAC18010	Proportion Hispanic or Latino and White alone, county

#### CAC18011 - PROPORTION HISPANIC, BLACK

Type	Numeric (Double)
CAC18011	Proportion Hispanic or Latino and Black alone, county

#### CAC18012 - PROPORTION HISPANIC, AMERICAN INDIAN

Type	Numeric (Double)
CAC18012	Proportion Hispanic or Latino and American Indian or Alaska native alone, county

#### CAC18013 - PROPORTION HISPANIC, ASIAN/PACISL

Type	Numeric (Double)
CAC18013	Proportion Hispanic or Latino and Asian or Pacific Islander alone, county

#### CAC18014 - PROPORTION HISPANIC, OTHER RACE

Type	Numeric (Double)
CAC18014	Proportion Hispanic or Latino and some other race alone, county

#### CAC18015 - PROPORTION HISPANIC, 2 OR MORE RACES

Type	Numeric (Double)
CAC18015	Proportion Hispanic or Latino and two or more races, county

#### CAC18016 - PROPORTION 0-4 YRS

Type	Numeric (Double)
CAC18016	Proportion 0 to 4 years of age, county

#### CAC18017 - PROPORTION 5-9 YRS

Type	Numeric (Double)
CAC18017	Proportion 5 to 9 years of age, county

#### CAC18018 - PROPORTION 10-14 YRS

Type	Numeric (Double)
CAC18018	Proportion 10 to 14 years of age, county



 CAC18019 - PROPORTION 15-17 YRS

Type	Numeric (Double)
CAC18019	Proportion 15 to 17 years of age, county

 CAC18020 - PROPORTION 18-24 YRS

Type	Numeric (Double)
CAC18020	Proportion 18 to 24 years of age, county

 CAC18021 - PROPORTION 65-74 YRS

Type	Numeric (Double)
CAC18021	Proportion 65 to 74 years of age, county

 CAC18022 - PROPORTION 75+ YRS

Type	Numeric (Double)
CAC18022	Proportion 75 years of age or older, county

 CAC18023 - PROPORTION MALES, 18-24 YRS

Type	Numeric (Double)
CAC18023	Proportion males ages 18-24 all races, county

 CAC18024 - PROPORTION FEMALES, 18-24 YRS

Type	Numeric (Double)
CAC18024	Proportion females ages 18-24 all races, county

 CAC18025 - PROP WHITE MALES, 18-24 YRS

Type	Numeric (Double)
CAC18025	Proportion males 18-24 White alone, county

 CAC18026 - PROP WHITE FEMALES, 18-24 YRS

Type	Numeric (Double)
CAC18026	Proportion females 18-24 White alone, county

 CAC18027 - PROP BLACK MALES, 18-24 YRS

Type	Numeric (Double)
CAC18027	Proportion males 18-24 Black or African American alone, county

 CAC18028 - PROP BLACK FEMALES, 18-24 YRS

Type	Numeric (Double)
CAC18028	Proportion females 18-24 Black or African American alone, county

#### CAC18029 - PROP AMERICAN INDIAN MALES, 18-24 YRS

Type	Numeric (Double)
CAC18029	Proportion males 18-24 American Indian or Alaska native alone, county

#### CAC18030 - PROP AMERICAN INDIAN FEMALES, 18-24 YRS

Type	Numeric (Double)
CAC18030	Proportion females 18-24 American Indian or Alaska native alone, county

#### CAC18031 - PROP ASIAN/PACISL MALES, 18-24 YRS

Type	Numeric (Double)
CAC18031	Proportion males 18-24 Asian or Pacific Islander alone, county

#### CAC18032 - PROP ASIAN/PACISL FEMALES, 18-24 YRS

Type	Numeric (Double)
CAC18032	Proportion females 18-24 Asian or Pacific Islander alone, county

#### CAC18033 - PROP OTHER MALES, 18-24 YRS

Type	Numeric (Double)
CAC18033	Proportion males 18-24 some other race alone, county

#### CAC18034 - PROP OTHER FEMALES, 18-24 YRS

Type	Numeric (Double)
CAC18034	Proportion females 18-24 some other race alone, county

#### CAC18035 - PROP 2-MORE RACES MALES, 18-24 YRS

Type	Numeric (Double)
CAC18035	Proportion males 18-24 two or more races, county

#### CAC18036 - PROP 2-MORE RACES FEMALES, 18-24 YRS

Type	Numeric (Double)
CAC18036	Proportion females 18-24 two or more races, county

#### CAC18037 - PROP HISPANIC MALES, 18-24 YRS

Type	Numeric (Double)
CAC18037	Proportion males 18-24 Hispanic or Latino , county

 CAC18038 - PROP HISPANIC FEMALES, 18-24 YRS


Type	Numeric (Double)
CAC18038	Proportion females 18-24 Hispanic or Latino , county

 CAC18039 - PROP NOT HISPANIC WHITE MALES 18-24

Type	Numeric (Double)
CAC18039	Proportion males 18-24 White alone Non-Hispanic or Latino, county

 CAC18040 - PROP NOT HISPANIC WHITE FEMALES 18-24

Type	Numeric (Double)
CAC18040	Proportion females 18-24 White alone Non-Hispanic or Latino, county

 CAC18041 - PROP HHS - MARR-CPL FAM W/CHLD

Type	Numeric (Double)
CAC18041	Proportion occupied housing units married-couple family with own children under 18, county

 CAC18042 - PROP HH, FEM HOUSEHOLDER W/ CHILD

Type	Numeric (Double)
CAC18042	Proportion occupied housing units female householder with own children under 18, county

 CAC18043 - PROP HH, MALE HOUSEHOLDER W/ CHILD

Type	Numeric (Double)
CAC18043	Proportion occupied housing units male householder with own children under 18, county

 CAC18044 - PROP HHS NON-FAMILY HHS

Type	Numeric (Double)
CAC18044	Proportion occupied housing units nonfamily, county

 CAC18045 - PROP FAMILIES, W/ CHILD FEM HH NO HUSB

Type	Numeric (Double)
CAC18045	Proportion families with own children headed by female householder, county

 CAC18046 - PROP FAMILIES, W/ CHILD MALE HH NO WIFE

Type	Numeric (Double)
CAC18046	Proportion families with own children headed by male householder, county

 CAC18047 - PROP SEP OR DIV'D

Type	Numeric (Double)
CAC18047	Proportion of population 15 years and over divorced or separated, county

 CAC18048 - PROP HHS LINGUISTICALLY ISOLATED

Type	Numeric (Double)
CAC18048	Proportion households linguistically isolated, county

 CAC18049 - PROP FOREIGN BORN

Type	Numeric (Double)
CAC18049	Proportion foreign born, county

 CAC18050 - PROP AGED 25+ W/O HS DIPLOMA

Type	Numeric (Double)
CAC18050	Proportion 25 years and over with less than high school diploma, county

 CAC18051 - PROP AGED 25+ W/ COLLEGE DEGREE +

Type	Numeric (Double)
CAC18051	Proportion 25 years and over with bachelor's degree or more, county

 CAC18052 - UNEMPLOYMENT RATE-TOTAL

Type	Numeric (Double)
CAC18052	Unemployment rate all persons 16 years and over, county

 CAC18053 - UNEMPLOYMENT RATE-MALES

Type	Numeric (Double)
CAC18053	Unemployment rate males 16 years and over, county

 CAC18054 - UNEMPLOYMENT RATE-FEMALES

Type	Numeric (Double)
CAC18054	Unemployment rate females 16 years and over, county

 CAC18055 - LABOR FORCE PART RATE MALES

Type	Numeric (Double)
CAC18055	Labor force participation rate males 16 years and over, county

 CAC18056 - LABOR FORCE PART RATE FEMALES

Type	Numeric (Double)
CAC18056	Labor force participation rate females 16 years and over, county

#### CAC18057 - PROP 0-5 W/ PARENTS IN LABOR FORCE

Type	Numeric (Double)
CAC18057	Among children under 6 living with two parents, proportion with both parents in the labor force, county

#### CAC18058 - PROP 6-17 W/ PARENTS IN LABOR FORCE

Type	Numeric (Double)
CAC18058	Among children 6 to 17 living with two parents, proportion with both parents in the labor force, county

#### CAC18059 - UNEMPLOYMENT RATE-WHITE MALES

Type	Numeric (Double)
CAC18059	Proportion white alone males 16 years and over unemployed, county

#### CAC18060 - UNEMPLOYMENT RATE-WHITE FEMALES

Type	Numeric (Double)
CAC18060	Proportion White alone females 16 years and over unemployed, county

#### CAC18061 - UNEMPLOYMENT RATE-BLACK MALES

Type	Numeric (Double)
CAC18061	Proportion Black or African American alone males 16 years and over unemployed, county

#### CAC18062 - UNEMPLOYMENT RATE-BLACK FEMALES

Type	Numeric (Double)
CAC18062	Proportion Black or African American alone females 16 years and over unemployed, county

#### CAC18063 - UNEMPLOYMENT RATE-AM INDIAN MALES

Type	Numeric (Double)
CAC18063	Proportion American Indian or Alaska native alone males 16 years and over unemployed, county

#### CAC18064 - UNEMPLOYMENT RATE-AM INDIAN FEMALES

Type	Numeric (Double)
------	------------------

CAC18064	Proportion American Indian or Alaska native alone females 16 years and over unemployed, county
----------	--

#### CAC18065 - UNEMPLOYMENT RATE-ASIAN/PAC ISL MALES

Type	Numeric (Double)
CAC18065	Proportion Asian or Pacific Islander alone males 16 years and over unemployed, county

#### CAC18066 - UNEMPLOYMENT RATE-ASIAN/PAC ISL FEMALES

Type	Numeric (Double)
CAC18066	Proportion Asian or Pacific Islander alone females 16 years and over unemployed, county

#### CAC18067 - UNEMPLOYMENT RATE-OTHER MALES

Type	Numeric (Double)
CAC18067	Proportion some other race alone males 16 years and over unemployed, county

#### CAC18068 - UNEMPLOYMENT RATE-OTHER FEMALES

Type	Numeric (Double)
CAC18068	Proportion some other race alone females 16 years and over unemployed, county

#### CAC18069 - UNEMPLOYMENT RATE-2-MORE RACES MALES

Type	Numeric (Double)
CAC18069	Proportion two or more races males 16 years and over unemployed, county

#### CAC18070 - UNEMPLOYMENT RATE-2-MORE RACES FEMALES

Type	Numeric (Double)
CAC18070	Proportion two or more races females 16 years and over unemployed, county

#### CAC18071 - UNEMPLOYMENT RATE-HISPANIC MALES

Type	Numeric (Double)
CAC18071	Proportion Hispanic or Latino males 16 years and over unemployed, county

#### CAC18072 - UNEMPLOYMENT RATE-HISPANIC FEMALES

Type	Numeric (Double)
CAC18072	Proportion Hispanic or Latino females 16 years and over unemployed, county

 CAC18073 - UNEMPLOYMENT RATE-WHITE MALES NOT HISP

Type	Numeric (Double)
CAC18073	Proportion White alone not Hispanic or Latino males 16 years and over unemployed, county

 CAC18074 - UNEMPLOYMENT RATE-WHITE FEMALES NOT HISP

Type	Numeric (Double)
CAC18074	Proportion White alone not Hispanic or Latino females 16 years and over unemployed, county

 CAC18075 - PROP EMPL IN AG/FORESTRY/HUNTING/MINING

Type	Numeric (Double)
CAC18075	Proportion of employed 16 years and over in agriculture, forestry, fishing, hunting, and mining, county

 CAC18076 - PROP EMPL IN CONSTRUCTION

Type	Numeric (Double)
CAC18076	Proportion of employed 16 years and over in construction, county

 CAC18077 - PROP EMPL IN MANUFACTURING

Type	Numeric (Double)
CAC18077	Proportion of employed 16 years and over in manufacturing, county

 CAC18078 - PROP EMPL IN WHOLESALE TRADE

Type	Numeric (Double)
CAC18078	Proportion of employed 16 years and over in wholesale trade, county

 CAC18079 - PROP EMPL IN RETAIL TRADE

Type	Numeric (Double)
CAC18079	Proportion of employed 16 years and over in retail trade, county

 CAC18080 - PROP TRANSPORT, WAREHOUSING, UTILS

Type	Numeric (Double)
CAC18080	Proportion of employed 16 years and over in transportation, warehousing, and utilities, county

 CAC18081 - PROP INFORMATION

Type	Numeric (Double)
------	------------------

CAC18081	Proportion of employed 16 years and over in information, county
----------	---

#### CAC18082 - PROP EMPL IN FINANCE/INSUR/REAL ESTATE

Type	Numeric (Double)
CAC18082	Proportion of employed 16 years and over in finance, insurance, and real estate, county

#### CAC18083 - PROP PROF, SCI, MGMT, ADMIN, WASTE

Type	Numeric (Double)
CAC18083	Proportion of employed 16 years and over in professional, scientific, management, administrative, and waste management services, county

#### CAC18084 - PROP EDUCATIONAL, HEALTH & SOCIAL SVCS

Type	Numeric (Double)
CAC18084	Proportion of employed 16 years and over in educational, health, and social services, county

#### CAC18085 - PROP ARTS, ENTERTAINMENT, FOOD SVCS

Type	Numeric (Double)
CAC18085	Proportion of employed 16 years and over in arts, entertainment, recreation, and food services, county

#### CAC18086 - PROP OTHER SERVICES

Type	Numeric (Double)
CAC18086	Proportion of employed 16 years and over in other services (does not include public administration), county

#### CAC18087 - PROP EMPL IN PUBLIC ADMIN

Type	Numeric (Double)
CAC18087	Proportion of employed 16 years and over in public administration, county

#### CAC18088 - PROP IN MANAGEMENT, PROF, & RELATED OCCS

Type	Numeric (Double)
CAC18088	Proportion of employed 16 years and over in management, professional, and related occupations, county

#### CAC18089 - PROP EMPL IN SERVICE OCCS

Type	Numeric (Double)
CAC18089	Proportion of employed 16 years and over in service occupations, county



 CAC18090 - PROP SALES AND OFFICE

Type	Numeric (Double)
CAC18090	Proportion of employed 16 years and over in sales and office occupations, county

 CAC18091 - PROP EMPL IN FARM/FORSTRY/FISHING OCCS

Type	Numeric (Double)
CAC18091	Proportion of employed 16 years and over in farming, fishing, and forestry occupations, county

 CAC18092 - PROP CONSTRUCTION, EXTRACT, MAINT

Type	Numeric (Double)
CAC18092	Proportion of employed 16 years and over in construction, extraction, and maintenance occupations, county

 CAC18093 - PROP PRODUCTION, TRANSPORTATION

Type	Numeric (Double)
CAC18093	Proportion of employed 16 years and over in over in production, transportation, and material moving occupations, county

 CAC18094 - MEDIAN HOUSEHOLD INCOME

Type	Numeric (Double)
CAC18094	Median household income past 12 months, county
Notes	127400: 127400 and greater.

 CAC18095 - PROP HHS W/ PUBLIC ASSIST INCOME

Type	Numeric (Double)
CAC18095	Proportion households receiving public assistance income past 12 months, county

 CAC18096 - MEDIAN FAMILY INCOME

Type	Numeric (Double)
CAC18096	Median family income past 12 months, county
Notes	153500: 153500 and greater.

 CAC18097 - PROP FAMILIES W/ INCOME < \$15,000

Type	Numeric (Double)
CAC18097	Proportion families with incomes less than \$15K past 12 months, county

 CAC18098 - PROP FAMILIES W/ INCOME < \$25,000

Type	Numeric (Double)
CAC18098	Proportion families with incomes less than \$25K past 12 months, county

 CAC18099 - PROP FAMILIES W/ INCOME \$50,000+

Type	Numeric (Double)
CAC18099	Proportion families with incomes greater than \$50K past 12 months, county

 CAC18100 - PROP FAMILIES W/ INCOME \$75,000+

Type	Numeric (Double)
CAC18100	Proportion families with incomes greater than \$75K past 12 months, county

 CAC18101 - PER CAPITA INCOME

Type	Numeric (Double)
CAC18101	Per capita income past 12 months, county
Notes	15100: 15100 and less. 69800: 69800 and greater.

 CAC18102 - MEDIAN EARNINGS 16+

Type	Numeric (Double)
CAC18102	Median earnings 16 years and over past 12 months, county
Notes	15750: 15750 and less

 CAC18103 - MEDIAN EARNINGS MALES 16+

Type	Numeric (Double)
CAC18103	Median earnings males 16 years and over past 12 months, county
Notes	16100: 16100 and less. 78800: 78800 and greater.

 CAC18104 - MEDIAN EARNINGS FEMALES 16+

Type	Numeric (Double)
CAC18104	Median earnings females 16 years and over in past 12 months, county
Notes	12800: 12800 and less

 CAC18105 - PROP PERSONS < POV LEVEL

Type	Numeric (Double)
CAC18105	Proportion population below the poverty level in past 12 months, county

 CAC18106 - PROP FAMILIES < POV LEVEL

Type	Numeric (Double)
CAC18106	Proportion families below the poverty level in past 12 months, county

#### CAC18107 - PROP HOUSEHOLDS < POV LEVEL

Type	Numeric (Double)
CAC18107	Proportion households below the poverty level in past 12 months, county

#### CAC18108 - PROP SAME SEX UNMARRIED PARTNERS

Type	Numeric (Double)
CAC18108	Proportion households headed by same sex unmarried partners , county

#### CAC18109 - PROP OPPOSITE SEX UNMARRIED PARTNERS

Type	Numeric (Double)
CAC18109	Proportion households headed by opposite sex unmarried partners, county

#### CAC18110 - PROP MALES AGED 18-19 NEV MARRIED

Type	Numeric (Double)
CAC18110	Proportion males ages 18 and 19 never married, county

#### CAC18111 - PROP MALES AGED 20-24 NEV MARRIED

Type	Numeric (Double)
CAC18111	Proportion males ages 20 to 24 never married, county

#### CAC18112 - PROP FEMALES AGED 18-19 NEV MARRIED

Type	Numeric (Double)
CAC18112	Proportion females ages 18 and 19 never married, county

#### CAC18113 - PROP FEMALES AGED 20-24 NEV MARRIED

Type	Numeric (Double)
CAC18113	Proportion females ages 20 to 24 never married, county

#### CAC18114 - PROP HOUSING UNITS VACANT

Type	Numeric (Double)
CAC18114	Proportion housing units vacant, county

#### CAC18115 - PROP OCC H UNITS THAT ARE OWNER-OCC

Type	Numeric (Double)
CAC18115	Proportion occupied units owner occupied, county

 CAC18116 - AVERAGE HOUSEHOLD SIZE OF UNITS

Type	Numeric (Double)
CAC18116	Average household size of occupied units, county

 CAC18117 - MEDIAN YEAR HOUSING UNITS BUILT

Type	Numeric (Double)
CAC18117	Median year housing unit structures built, county

 CAC18118 - MEDIAN YEAR MOVED INTO UNITS

Type	Numeric (Double)
CAC18118	Median year householders moved into units, county
Notes	2000: 2000 and less

 CAC18119 - PROP OCC H UNITS W/O TELEPHONE

Type	Numeric (Double)
CAC18119	Proportion occupied units with no telephone service available, county

 CAC18120 - PROP UNITS WITH NO VEHICLES

Type	Numeric (Double)
CAC18120	Proportion occupied units with no vehicles available, county

 CAC18121 - PROP OCC H UNITS W/O COMPLETE PLUMBING

Type	Numeric (Double)
CAC18121	Proportion units lacking complete plumbing facilities , county

 CAC18122 - PROP H UNITS W/O COMPLETE KITCHEN FACIL

Type	Numeric (Double)
CAC18122	Proportion units lacking complete kitchen facilities, county

 CAC18123 - MEDIAN CONTRACT RENT RENTER-OCC H UNITS

Type	Numeric (Double)
CAC18123	Median contract rent for renteroccupied units paying cash rent, county
Notes	305: 305 and less

 CAC18124 - MEDIAN VALUE OF OWNER-OCC HOUSING UNITS

Type	Numeric (Double)
CAC18124	Median value for specified owner-occupied units, county

Notes	57000: 57000 and less. 994000: 994000 and greater.
-------	--

#### CAC18125 - PROP 3+ ENROLLED IN PRE-ELEM AND ELEM

Type	Numeric (Double)
CAC18125	Proportion population enrolled in pre-elementary and elementary education, county

#### CAC18126 - PROP 3+ ENROLLED IN MID OR HIGH SCHOOL

Type	Numeric (Double)
CAC18126	Proportion population enrolled in mid or high school education, county

#### CAC18127 - PROP 3+ IN COLLEGE, GRAD, OR PROF ED

Type	Numeric (Double)
CAC18127	Proportion population enrolled in college, graduate or professional education, county

#### CAC18128 - PROP WORKERS 16+ USE CAR, TRUCK, OR VAN

Type	Numeric (Double)
CAC18128	Proportion using car, truck, or van, county

#### CAC18129 - PROP WORKERS 16+ USE PUBLIC TRANSPORT

Type	Numeric (Double)
CAC18129	Proportion using public transportation (excluding taxicab), county

#### CAC18130 - PROP WORKERS 16+ USING BICYCLE

Type	Numeric (Double)
CAC18130	Proportion bicycle, county

#### CAC18131 - PROP WORKERS 16+ WALKING

Type	Numeric (Double)
CAC18131	Proportion walked, county

#### CAC18132 - PROP WORKERS 16+ USE TAXICAB, MOTORCYCLE

Type	Numeric (Double)
CAC18132	Proportion using taxicab, motorcycle, or other means, county

#### SAC18002 - DENSITY (PERSONS/SQ.KM.)

Type	Numeric (Double)
------	------------------

SAC18002	Density $\square$ persons per square km, state
----------	--

#### SAC18003 - PROPORTION WHITE

Type	Numeric (Double)
SAC18003	Proportion White alone, state

#### SAC18004 - PROPORTION BLACK

Type	Numeric (Double)
SAC18004	Proportion Black or African American alone, state

#### SAC18005 - PROPORTION AMERICAN INDIAN/ALASKA NATIVE

Type	Numeric (Double)
SAC18005	Proportion American Indian and Alaska Native alone, state

#### SAC18006 - PROPORTION ASIAN, PACIFIC ISLANDER ALONE

Type	Numeric (Double)
SAC18006	Proportion Asian alone, Native, state

#### SAC18007 - PROPORTION OTHER

Type	Numeric (Double)
SAC18007	Proportion some other race alone, state

#### SAC18008 - PROPORTION 2 OR MORE RACES

Type	Numeric (Double)
SAC18008	Proportion two or more races, state

#### SAC18009 - PROPORTION HISPANIC ORIGIN

Type	Numeric (Double)
SAC18009	Proportion Hispanic or Latino, state

#### SAC18010 - PROPORTION HISPANIC, WHITE

Type	Numeric (Double)
SAC18010	Proportion Hispanic or Latino and White alone, state

#### SAC18011 - PROPORTION HISPANIC, BLACK

Type	Numeric (Double)
SAC18011	Proportion Hispanic or Latino and Black alone, state

 SAC18012 - PROPORTION HISPANIC, AMERICAN INDIAN

Type	Numeric (Double)
SAC18012	Proportion Hispanic or Latino and American Indian or Alaska native alone, state

 SAC18013 - PROPORTION HISPANIC, ASIAN/PACISL

Type	Numeric (Double)
SAC18013	Proportion Hispanic or Latino and Asian or Pacific Islander alone, state

 SAC18014 - PROPORTION HISPANIC, OTHER RACE

Type	Numeric (Double)
SAC18014	Proportion Hispanic or Latino and some other race alone, state

 SAC18015 - PROPORTION HISPANIC, 2 OR MORE RACES

Type	Numeric (Double)
SAC18015	Proportion Hispanic or Latino and two or more races, state

 SAC18016 - PROPORTION 0-4 YRS

Type	Numeric (Double)
SAC18016	Proportion 0 to 4 years of age, state

 SAC18017 - PROPORTION 5-9 YRS

Type	Numeric (Double)
SAC18017	Proportion 5 to 9 years of age, state

 SAC18018 - PROPORTION 10-14 YRS

Type	Numeric (Double)
SAC18018	Proportion 10 to 14 years of age, state

 SAC18019 - PROPORTION 15-17 YRS

Type	Numeric (Double)
SAC18019	Proportion 15 to 17 years of age, state

 SAC18020 - PROPORTION 18-24 YRS

Type	Numeric (Double)
SAC18020	Proportion 18 to 24 years of age, state

 SAC18021 - PROPORTION 65-74 YRS

Type	Numeric (Double)
SAC18021	Proportion 65 to 74 years of age, state

#### SAC18022 - PROPORTION 75+ YRS

Type	Numeric (Double)
SAC18022	Proportion 75 years of age or older, state

#### SAC18023 - PROPORTION MALES, 18-24 YRS

Type	Numeric (Double)
SAC18023	Proportion males ages 18-24 all races, state

#### SAC18024 - PROPORTION FEMALES, 18-24 YRS

Type	Numeric (Double)
SAC18024	Proportion females ages 18-24 all races, state

#### SAC18025 - PROP WHITE MALES, 18-24 YRS

Type	Numeric (Double)
SAC18025	Proportion males 18-24 White alone, state

#### SAC18026 - PROP WHITE FEMALES, 18-24 YRS

Type	Numeric (Double)
SAC18026	Proportion females 18-24 White alone, state

#### SAC18027 - PROP BLACK MALES, 18-24 YRS

Type	Numeric (Double)
SAC18027	Proportion males 18-24 Black or African American alone, state

#### SAC18028 - PROP BLACK FEMALES, 18-24 YRS

Type	Numeric (Double)
SAC18028	Proportion females 18-24 Black or African American alone, state

#### SAC18029 - PROP AMERICAN INDIAN MALES, 18-24 YRS

Type	Numeric (Double)
SAC18029	Proportion males 18-24 American Indian or Alaska native alone, state

#### SAC18030 - PROP AMERICAN INDIAN FEMALES, 18-24 YRS

Type	Numeric (Double)
SAC18030	Proportion females 18-24 American Indian or Alaska native alone, state



 SAC18031 - PROP ASIAN/PACISL MALES, 18-24 YRS

Type	Numeric (Double)
SAC18031	Proportion males 18-24 Asian or Pacific Islander alone, state

 SAC18032 - PROP ASIAN/PACISL FEMALES, 18-24 YRS

Type	Numeric (Double)
SAC18032	Proportion females 18-24 Asian or Pacific Islander alone, state

 SAC18033 - PROP OTHER MALES, 18-24 YRS

Type	Numeric (Double)
SAC18033	Proportion males 18-24 some other race alone, state

 SAC18034 - PROP OTHER FEMALES, 18-24 YRS

Type	Numeric (Double)
SAC18034	Proportion females 18-24 some other race alone, state

 SAC18035 - PROP 2-MORE RACES MALES, 18-24 YRS

Type	Numeric (Double)
SAC18035	Proportion males 18-24 two or more races, state

 SAC18036 - PROP 2-MORE RACES FEMALES, 18-24 YRS

Type	Numeric (Double)
SAC18036	Proportion females 18-24 two or more races, state

 SAC18037 - PROP HISPANIC MALES, 18-24 YRS

Type	Numeric (Double)
SAC18037	Proportion males 18-24 Hispanic or Latino , state

 SAC18038 - PROP HISPANIC FEMALES, 18-24 YRS

Type	Numeric (Double)
SAC18038	Proportion females 18-24 Hispanic or Latino , state

 SAC18039 - PROP NOT HISPANIC WHITE MALES 18-24

Type	Numeric (Double)
SAC18039	Proportion males 18-24 White alone Non-Hispanic or Latino, state

 SAC18040 - PROP NOT HISPANIC WHITE FEMALES 18-24

Type	Numeric (Double)
SAC18040	Proportion females 18-24 White alone Non-Hispanic or Latino, state

#### SAC18041 - PROP HHS - MARR-CPL FAM W/CHLD

Type	Numeric (Double)
SAC18041	Proportion occupied housing units married-couple family with own children under 18, state

#### SAC18042 - PROP HH, FEM HOUSEHOLDER W/ CHILD

Type	Numeric (Double)
SAC18042	Proportion occupied housing units female householder with own children under 18, state

#### SAC18043 - PROP HH, MALE HOUSEHOLDER W/ CHILD

Type	Numeric (Double)
SAC18043	Proportion occupied housing units male householder with own children under 18, state

#### SAC18044 - PROP HHS NON-FAMILY HHS

Type	Numeric (Double)
SAC18044	Proportion occupied housing units nonfamily, state

#### SAC18045 - PROP FAMILIES, W/ CHILD FEM HH NO HUSB

Type	Numeric (Double)
SAC18045	Proportion families with own children headed by female householder, state

#### SAC18046 - PROP FAMILIES, W/ CHILD MALE HH NO WIFE

Type	Numeric (Double)
SAC18046	Proportion families with own children headed by male householder, state

#### SAC18047 - PROP SEP OR DIV'D

Type	Numeric (Double)
SAC18047	Proportion of population 15 years and over divorced or separated, state

#### SAC18048 - PROP HHS LINGUISTICALLY ISOLATED

Type	Numeric (Double)
SAC18048	Proportion households linguistically isolated, state

#### SAC18049 - PROP FOREIGN BORN

Type	Numeric (Double)
SAC18049	Proportion foreign born, state

#### SAC18050 - PROP AGED 25+ W/O HS DIPLOMA

Type	Numeric (Double)
SAC18050	Proportion 25 years and over with less than high school diploma, state

#### SAC18051 - PROP AGED 25+ W/ COLLEGE DEGREE +

Type	Numeric (Double)
SAC18051	Proportion 25 years and over with bachelor's degree or more, state

#### SAC18052 - UNEMPLOYMENT RATE-TOTAL

Type	Numeric (Double)
SAC18052	Unemployment rate all persons 16 years and over, state

#### SAC18053 - UNEMPLOYMENT RATE-MALES

Type	Numeric (Double)
SAC18053	Unemployment rate males 16 years and over, state

#### SAC18054 - UNEMPLOYMENT RATE-FEMALES

Type	Numeric (Double)
SAC18054	Unemployment rate females 16 years and over, state

#### SAC18055 - LABOR FORCE PART RATE MALES

Type	Numeric (Double)
SAC18055	Labor force participation rate males 16 years and over, state

#### SAC18056 - LABOR FORCE PART RATE FEMALES

Type	Numeric (Double)
SAC18056	Labor force participation rate females 16 years and over, state

#### SAC18057 - PROP 0-5 W/ PARENTS IN LABOR FORCE

Type	Numeric (Double)
SAC18057	Among children under 6 living with two parents, proportion with both parents in the labor force, state

#### SAC18058 - PROP 6-17 W/ PARENTS IN LABOR FORCE

Type	Numeric (Double)
------	------------------

SAC18058	Among children 6 to 17 living with two parents, proportion with both parents in the labor force, state
----------	--

#### SAC18059 - UNEMPLOYMENT RATE-WHITE MALES

Type	Numeric (Double)
SAC18059	Proportion white alone males 16 years and over unemployed, state

#### SAC18060 - UNEMPLOYMENT RATE-WHITE FEMALES

Type	Numeric (Double)
SAC18060	Proportion White alone females 16 years and over unemployed, state

#### SAC18061 - UNEMPLOYMENT RATE-BLACK MALES

Type	Numeric (Double)
SAC18061	Proportion Black or African American alone males 16 years and over unemployed, state

#### SAC18062 - UNEMPLOYMENT RATE-BLACK FEMALES

Type	Numeric (Double)
SAC18062	Proportion Black or African American alone females 16 years and over unemployed, state

#### SAC18063 - UNEMPLOYMENT RATE-AM INDIAN MALES

Type	Numeric (Double)
SAC18063	Proportion American Indian or Alaska native alone males 16 years and over unemployed, state

#### SAC18064 - UNEMPLOYMENT RATE-AM INDIAN FEMALES

Type	Numeric (Double)
SAC18064	Proportion American Indian or Alaska native alone females 16 years and over unemployed, state

#### SAC18065 - UNEMPLOYMENT RATE-ASIAN/PAC ISL MALES

Type	Numeric (Double)
SAC18065	Proportion Asian or Pacific Islander alone males 16 years and over unemployed, state

#### SAC18066 - UNEMPLOYMENT RATE-ASIAN/PAC ISL FEMALES

Type	Numeric (Double)
------	------------------

SAC18066	Proportion Asian or Pacific Islander alone females 16 years and over unemployed, state
----------	--

#### SAC18067 - UNEMPLOYMENT RATE-OTHER MALES

Type	Numeric (Double)
SAC18067	Proportion some other race alone males 16 years and over unemployed, state

#### SAC18068 - UNEMPLOYMENT RATE-OTHER FEMALES

Type	Numeric (Double)
SAC18068	Proportion some other race alone females 16 years and over unemployed, state

#### SAC18069 - UNEMPLOYMENT RATE-2-MORE RACES MALES

Type	Numeric (Double)
SAC18069	Proportion two or more races males 16 years and over unemployed, state

#### SAC18070 - UNEMPLOYMENT RATE-2-MORE RACES FEMALES

Type	Numeric (Double)
SAC18070	Proportion two or more races females 16 years and over unemployed, state

#### SAC18071 - UNEMPLOYMENT RATE-HISPANIC MALES

Type	Numeric (Double)
SAC18071	Proportion Hispanic or Latino males 16 years and over unemployed, state

#### SAC18072 - UNEMPLOYMENT RATE-HISPANIC FEMALES

Type	Numeric (Double)
SAC18072	Proportion Hispanic or Latino females 16 years and over unemployed, state

#### SAC18073 - UNEMPLOYMENT RATE-WHITE MALES NOT HISP

Type	Numeric (Double)
SAC18073	Proportion White alone not Hispanic or Latino males 16 years and over unemployed, state

#### SAC18074 - UNEMPLOYMENT RATE-WHITE FEMALES NOT HISP

Type	Numeric (Double)
SAC18074	Proportion White alone not Hispanic or Latino females 16 years and over unemployed, state

#### SAC18075 - PROP EMPL IN AG/FORESTRY/HUNTING/MINING

Type	Numeric (Double)
SAC18075	Proportion of employed 16 years and over in agriculture, forestry, fishing, hunting, and mining, state

#### SAC18076 - PROP EMPL IN CONSTRUCTION

Type	Numeric (Double)
SAC18076	Proportion of employed 16 years and over in construction, state

#### SAC18077 - PROP EMPL IN MANUFACTURING

Type	Numeric (Double)
SAC18077	Proportion of employed 16 years and over in manufacturing, state

#### SAC18078 - PROP EMPL IN WHOLESALE TRADE

Type	Numeric (Double)
SAC18078	Proportion of employed 16 years and over in wholesale trade, state

#### SAC18079 - PROP EMPL IN RETAIL TRADE

Type	Numeric (Double)
SAC18079	Proportion of employed 16 years and over in retail trade, state

#### SAC18080 - PROP TRANSPORT, WAREHOUSING, UTLTS

Type	Numeric (Double)
SAC18080	Proportion of employed 16 years and over in transportation, warehousing, and utilities, state

#### SAC18081 - PROP INFORMATION

Type	Numeric (Double)
SAC18081	Proportion of employed 16 years and over in information, state

#### SAC18082 - PROP EMPL IN FINANCE/INSUR/REAL ESTATE

Type	Numeric (Double)
SAC18082	Proportion of employed 16 years and over in finance, insurance, and real estate, state

#### SAC18083 - PROP PROF, SCI, MGMT, ADMIN, WASTE

Type	Numeric (Double)
SAC18083	Proportion of employed 16 years and over in professional, scientific, management, administrative, and waste management services, state

 SAC18084 - PROP EDUCATIONAL, HEALTH & SOCIAL SVCS

Type	Numeric (Double)
SAC18084	Proportion of employed 16 years and over in educational, health, and social services, state

 SAC18085 - PROP ARTS, ENTERTAINMENT, FOOD SVCS

Type	Numeric (Double)
SAC18085	Proportion of employed 16 years and over in arts, entertainment, recreation, and food services, state

 SAC18086 - PROP OTHER SERVICES

Type	Numeric (Double)
SAC18086	Proportion of employed 16 years and over in other services (does not include public administration), state

 SAC18087 - PROP EMPL IN PUBLIC ADMIN

Type	Numeric (Double)
SAC18087	Proportion of employed 16 years and over in public administration, state

 SAC18088 - PROP IN MANAGEMENT, PROF, & RELATED OCCS

Type	Numeric (Double)
SAC18088	Proportion of employed 16 years and over in management, professional, and related occupations, state

 SAC18089 - PROP EMPL IN SERVICE OCCS

Type	Numeric (Double)
SAC18089	Proportion of employed 16 years and over in service occupations, state

 SAC18090 - PROP SALES AND OFFICE

Type	Numeric (Double)
SAC18090	Proportion of employed 16 years and over in sales and office occupations, state

 SAC18091 - PROP EMPL IN FARM/FORSTRY/FISHING OCCS

Type	Numeric (Double)
SAC18091	Proportion of employed 16 years and over in farming, fishing, and forestry occupations, state

 SAC18092 - PROP CONSTRUCTION, EXTRACT, MAINT

Type	Numeric (Double)
SAC18092	Proportion of employed 16 years and over in construction, extraction, and maintenance occupations, state

 SAC18093 - PROP PRODUCTION, TRANSPORTATION

Type	Numeric (Double)
SAC18093	Proportion of employed 16 years and over in over in production, transportation, and material moving occupations, state

 SAC18094 - MEDIAN HOUSEHOLD INCOME

Type	Numeric (Double)
SAC18094	Median household income past 12 months, state
Notes	43600: 43600 and less

 SAC18095 - PROP HHS W/ PUBLIC ASSIST INCOME

Type	Numeric (Double)
SAC18095	Proportion households receiving public assistance income past 12 months, state

 SAC18096 - MEDIAN FAMILY INCOME

Type	Numeric (Double)
SAC18096	Median family income past 12 months, state
Notes	54900: 54900 and less. 99400: 99400 and greater.

 SAC18097 - PROP FAMILIES W/ INCOME < \$15,000

Type	Numeric (Double)
SAC18097	Proportion families with incomes less than \$15K past 12 months, state

 SAC18098 - PROP FAMILIES W/ INCOME < \$25,000

Type	Numeric (Double)
SAC18098	Proportion families with incomes less than \$25K past 12 months, state

 SAC18099 - PROP FAMILIES W/ INCOME \$50,000+

Type	Numeric (Double)
SAC18099	Proportion families with incomes greater than \$50K past 12 months, state

 SAC18100 - PROP FAMILIES W/ INCOME \$75,000+



Type	Numeric (Double)
SAC18100	Proportion families with incomes greater than \$75K past 12 months, state

#### SAC18101 - PER CAPITA INCOME

Type	Numeric (Double)
SAC18101	Per capita income past 12 months, state
Notes	23450: 23450 and less. 43050: 43050 and greater.

#### SAC18102 - MEDIAN EARNINGS 16+

Type	Numeric (Double)
SAC18102	Median earnings 16 years and over past 12 months, state
Notes	28100: 28100 and less. 42500: 42500 and greater.

#### SAC18103 - MEDIAN EARNINGS MALES 16+

Type	Numeric (Double)
SAC18103	Median earnings males 16 years and over past 12 months, state
Notes	32150: 32150 and less. 50800: 50800 and greater.

#### SAC18104 - MEDIAN EARNINGS FEMALES 16+

Type	Numeric (Double)
SAC18104	Median earnings females 16 years and over in past 12 months, state
Notes	21550: 21550 and less. 37350: 37350 and greater.

#### SAC18105 - PROP PERSONS < POV LEVEL

Type	Numeric (Double)
SAC18105	Proportion population below the poverty level in past 12 months, state

#### SAC18106 - PROP FAMILIES < POV LEVEL

Type	Numeric (Double)
SAC18106	Proportion families below the poverty level in past 12 months, state

#### SAC18107 - PROP HOUSEHOLDS < POV LEVEL

Type	Numeric (Double)
SAC18107	Proportion households below the poverty level in past 12 months, state

#### SAC18108 - PROP SAME SEX UNMARRIED PARTNERS

Type	Numeric (Double)
SAC18108	Proportion households headed by same sex unmarried partners , state

 SAC18109 - PROP OPPOSITE SEX UNMARRIED PARTNERS

Type	Numeric (Double)
SAC18109	Proportion households headed by opposite sex unmarried partners, state

 SAC18110 - PROP MALES AGED 18-19 NEV MARRIED

Type	Numeric (Double)
SAC18110	Proportion males ages 18 and 19 never married, state

 SAC18111 - PROP MALES AGED 20-24 NEV MARRIED

Type	Numeric (Double)
SAC18111	Proportion males ages 20 to 24 never married, state

 SAC18112 - PROP FEMALES AGED 18-19 NEV MARRIED

Type	Numeric (Double)
SAC18112	Proportion females ages 18 and 19 never married, state

 SAC18113 - PROP FEMALES AGED 20-24 NEV MARRIED

Type	Numeric (Double)
SAC18113	Proportion females ages 20 to 24 never married, state

 SAC18114 - PROP HOUSING UNITS VACANT

Type	Numeric (Double)
SAC18114	Proportion housing units vacant, state

 SAC18115 - PROP OCC H UNITS THAT ARE OWNER-OCC


Type	Numeric (Double)
SAC18115	Proportion occupied units owner occupied, state

 SAC18116 - AVERAGE HOUSEHOLD SIZE OF UNITS

Type	Numeric (Double)
SAC18116	Average household size of occupied units, state

 SAC18117 - MEDIAN YEAR HOUSING UNITS BUILT

Type	Numeric (Double)
SAC18117	Median year housing unit structures built, state
Notes	1956: 1956 and earlier. 1988: 1988 and later.

 SAC18118 - MEDIAN YEAR MOVED INTO UNITS

Type	Numeric (Double)
SAC18118	Median year householders moved into units, state

 SAC18119 - PROP OCC H UNITS W/O TELEPHONE

Type	Numeric (Double)
SAC18119	Proportion occupied units with no telephone service available, state

 SAC18120 - PROP UNITS WITH NO VEHICLES

Type	Numeric (Double)
SAC18120	Proportion occupied units with no vehicles available, state

 SAC18121 - PROP OCC H UNITS W/O COMPLETE PLUMBING

Type	Numeric (Double)
SAC18121	Proportion units lacking complete plumbing facilities , state

 SAC18122 - PROP H UNITS W/O COMPLETE KITCHEN FACIL

Type	Numeric (Double)
SAC18122	Proportion units lacking complete kitchen facilities, state

 SAC18123 - MEDIAN CONTRACT RENT RENTER-OCC H UNITS

Type	Numeric (Double)
SAC18123	Median contract rent for renteroccupied units paying cash rent, state
Notes	540: 540 and less

 SAC18124 - MEDIAN VALUE OF OWNER-OCC HOUSING UNITS

Type	Numeric (Double)
SAC18124	Median value for specified owner-occupied units, state

 SAC18125 - PROP 3+ ENROLLED IN PRE-ELEM AND ELEM

Type	Numeric (Double)
SAC18125	Proportion population enrolled in pre-elementary and elementary education, state

 SAC18126 - PROP 3+ ENROLLED IN MID OR HIGH SCHOOL

Type	Numeric (Double)
SAC18126	Proportion population enrolled in mid or high school education, state

 SAC18127 - PROP 3+ IN COLLEGE, GRAD, OR PROF ED

Type	Numeric (Double)
SAC18127	Proportion population enrolled in college, graduate or professional education, state

 SAC18128 - PROP WORKERS 16+ USE CAR, TRUCK, OR VAN

Type	Numeric (Double)
SAC18128	Proportion using car, truck, or van, state

 SAC18129 - PROP WORKERS 16+ USE PUBLIC TRANSPORT

Type	Numeric (Double)
SAC18129	Proportion using public transportation (excluding taxicab), state

 SAC18130 - PROP WORKERS 16+ USING BICYCLE

Type	Numeric (Double)
SAC18130	Proportion bicycle, state

 SAC18131 - PROP WORKERS 16+ WALKING

Type	Numeric (Double)
SAC18131	Proportion walked, state

 SAC18132 - PROP WORKERS 16+ USE TAXICAB, MOTORCYCLE

Type	Numeric (Double)
SAC18132	Proportion using taxicab, motorcycle, or other means, state

 NCA10133 - MEAN COUNT OF DAYS WITH TEMP<=32F

Type	Numeric (Double)
NCA10133	Mean Number of Days with Temperatures <=32 Degrees F

 NCA10134 - MEAN COUNT OF DAYS WITH TEMP>=90F

Type	Numeric (Double)
NCA10134	Mean Number of Days with Temperatures >=90 Degrees F

 NCA10135 - MEAN DAILY MAXIMUM TEMPERATURE

Type	Numeric (Double)
NCA10135	Mean Daily Maximum Temperature
Notes	48.5: 48.5 and less. 89.5: 89.5 and greater.

 NCA10136 - MEAN DAILY MINIMUM TEMPERATURE

Type	Numeric (Double)
NCA10136	Mean Daily Minimum Temperature

 NCA10137 - MEAN TOTAL PRECIPITATION

Type	Numeric (Double)
NCA10137	Mean Total Precipitation
Notes	3.16: 3.16 and less. 77.75: 77.75 and greater.

 NCA10138 - MEAN TOTAL SNOWFALL

Type	Numeric (Double)
NCA10138	Mean Total Snowfall
Notes	212.5: 212.5 and greater

 TER10156 - RUCA CODE, 1-LEVEL, 2010

Type	Text
Constraints	Maximum Length: 3
TER10156	Primary RUCA Code 2010

 TER10157 - RUCA CODE, 2-LEVEL, 2010

Type	Text
Constraints	Maximum Length: 4
TER10157	Secondary RUCA Code 2010

 CUC16161 - COVERAGE INDICATOR

Type	Numeric (Double)
CUC16161	Coverage indicator, 2016 (see source description)

 CUC16162 - TOT CRIME ARRESTS PER 100,000

Type	Numeric (Double)
CUC16162	Adult total arrests per 100,000 population, 2016
Notes	1650: 1650 and greater.

 CUC16163 - VIOLENT CRIME ARRESTS PER 100,000

Type	Numeric (Double)
CUC16163	Adult violent arrests per 100,000 population, 2016
Notes	644: 644 and greater.

 CUC16164 - PROPERTY CRIME ARRESTS PER 100,000

Type	Numeric (Double)
CUC16164	Adult property arrests per 100,000 population, 2016
Notes	1332: 1332 and greater.