

Data Layouts

Wave I Contextual Data

Wave I Contextual Data

MATCH - Geocode Match Indicator

Type	Code
Measurement Unit	numeric
MATCH	Geocode Match Indicator
0	no match
1	GPS match
2	address match
3	ZIP+4 match/urban
4	ZIP+4 match/rural or ZIP+2 match
5	ZIP code match

MOVER - Mover Indicator

Type	Code
Measurement Unit	numeric
MOVER	Mover Indicator: Respondent Changed Residences Between Wave I and Wave II
0	respondent did not change residence
1	moved within same block group
2	moved to different block group, same tract
3	moved to different tract, same county
4	moved to different county, same state
5	moved to different state
6	moved, location unknown


URBAN - Urban, Completely Inside Urbanized Area

Type	Code
Measurement Unit	numeric
URBAN	Urban Rural Code for Block Group Residence
0	partly rural


1	completely urbanized
---	----------------------

 CST90001 - Population, Total

Type	Numeric (Double)
CST90001	Total Population

 TST90001 - Population, Total


Type	Numeric (Double)
TST90001	Total Population

 BST90001 - Population, Total


Type	Numeric (Double)
BST90001	Total Population

 CST90002 - Proportion Urban, Inside Urbanized Area


Type	Numeric (Double)
CST90002	Proportion Urban, Inside Urbanized Area

 TST90002 - Proportion Urban, Inside Urbanized Area

Type	Numeric (Double)
TST90002	Proportion Urban, Inside Urbanized Area

 BST90002 - Proportion Urban, Inside Urbanized Area

Type	Numeric (Double)
BST90002	Proportion Urban, Inside Urbanized Area

 CST90003 - Proportion Rural

Type	Numeric (Double)
CST90003	Proportion Rural

 TST90003 - Proportion Rural

Type	Numeric (Double)
TST90003	Proportion Rural

 BST90003 - Proportion Rural

Type	Numeric (Double)
BST90003	Proportion Rural

 CST90004 - Proportion Rural, Farm

Type	Numeric (Double)
CST90004	Proportion Rural Farm

 TST90004 - Proportion Rural, Farm

Type	Numeric (Double)
TST90004	Proportion Rural Farm

 BST90004 - Proportion Rural, Farm

Type	Numeric (Double)
BST90004	Proportion Rural Farm

 CST90005 - Density (Persons/Sq.Km.)

Type	Numeric (Double)
CST90005	Density (Persons/sq km)

 TST90005 - Density (Persons/Sq.Km.)

Type	Numeric (Double)
TST90005	Density (Persons/sq km)

 BST90005 - Density (Persons/Sq.Km.)

Type	Numeric (Double)
BST90005	Density (Persons/sq km)

 CST90006 - Proportion White

Type	Numeric (Double)
CST90006	Proportion White

 TST90006 - Proportion White

Type	Numeric (Double)
TST90006	Proportion White

 BST90006 - Proportion White


Type	Numeric (Double)
BST90006	Proportion White

 CST90007 - Proportion Black


Type	Numeric (Double)
CST90007	Proportion Black

 TST90007 - Proportion Black


Type	Numeric (Double)
TST90007	Proportion Black

 BST90007 - Proportion Black

Type	Numeric (Double)
BST90007	Proportion Black

 CST90008 - Proportion Asian, Pacific Islander


Type	Numeric (Double)
CST90008	Proportion Asian or Pacific Islander

 TST90008 - Proportion Asian, Pacific Islander


Type	Numeric (Double)
TST90008	Proportion Asian or Pacific Islander

 BST90008 - Proportion Asian, Pacific Islander

Type	Numeric (Double)
BST90008	Proportion Asian or Pacific Islander

 CST90009 - Proportion Other

Type	Numeric (Double)
CST90009	Proportion Other

 TST90009 - Proportion Other

Type	Numeric (Double)
TST90009	Proportion Other

 BST90009 - Proportion Other

Type	Numeric (Double)
BST90009	Proportion Other

 CST90010 - Dispersion in Race Composition

Type	Numeric (Double)
CST90010	Dispersion in Race Composition

 TST90010 - Dispersion in Race Composition

Type	Numeric (Double)
TST90010	Dispersion in Race Composition

 BST90010 - Dispersion in Race Composition

Type	Numeric (Double)
BST90010	Dispersion in Race Composition

 CST90011 - Proportion Hispanic Origin

Type	Numeric (Double)
CST90011	Proportion Hispanic Origin

 TST90011 - Proportion Hispanic Origin

Type	Numeric (Double)
TST90011	Proportion Hispanic Origin

 BST90011 - Proportion Hispanic Origin

Type	Numeric (Double)
BST90011	Proportion Hispanic Origin

 CST90012 - Proportion Hispanic, White

Type	Numeric (Double)
CST90012	Proportion Hispanic White

 TST90012 - Proportion Hispanic, White

Type	Numeric (Double)
TST90012	Proportion Hispanic White

 BST90012 - Proportion Hispanic, White

Type	Numeric (Double)
BST90012	Proportion Hispanic White

 CST90013 - Proportion Hispanic, Black


Type	Numeric (Double)
CST90013	Proportion Hispanic Black

 TST90013 - Proportion Hispanic, Black


Type	Numeric (Double)
TST90013	Proportion Hispanic Black

 BST90013 - Proportion Hispanic, Black


Type	Numeric (Double)
BST90013	Proportion Hispanic Black

 CST90014 - Proportion Hispanic, Other


Type	Numeric (Double)
CST90014	Proportion Hispanic Other

 TST90014 - Proportion Hispanic, Other


Type	Numeric (Double)
TST90014	Proportion Hispanic Other

 BST90014 - Proportion Hispanic, Other


Type	Numeric (Double)
BST90014	Proportion Hispanic Other

 CST90015 - Pop, White Males, Under 1 Year

Type	Numeric (Double)
CST90015	Population, White Males, Under 1 Year

 TST90015 - Pop, White Males, Under 1 Year


Type	Numeric (Double)
TST90015	Population, White Males, Under 1 Year

 BST90015 - Pop, White Males, Under 1 Year


Type	Numeric (Double)
BST90015	Population, White Males, Under 1 Year

 CST90016 - Pop, White Males, 1-4 Yrs

Type	Numeric (Double)
CST90016	Population, White Males, 1 to 4 Years

 TST90016 - Pop, White Males, 1-4 Yrs

Type	Numeric (Double)
TST90016	Population, White Males, 1 to 4 Years

 BST90016 - Pop, White Males, 1-4 Yrs

Type	Numeric (Double)
BST90016	Population, White Males, 1 to 4 Years

 CST90017 - Pop, White Males, 5-9 Yrs

Type	Numeric (Double)
CST90017	Population, White Males, 5 to 9 Years

 TST90017 - Pop, White Males, 5-9 Yrs

Type	Numeric (Double)
TST90017	Population, White Males, 5 to 9 Years

 BST90017 - Pop, White Males, 5-9 Yrs

Type	Numeric (Double)
BST90017	Population, White Males, 5 to 9 Years

 CST90018 - Pop, White Males, 10-11 Yrs

Type	Numeric (Double)
CST90018	Population, White Males, 10 to 11 Years

 TST90018 - Pop, White Males, 10-11 Yrs

Type	Numeric (Double)
TST90018	Population, White Males, 10 to 11 Years

 BST90018 - Pop, White Males, 10-11 Yrs

Type	Numeric (Double)
BST90018	Population, White Males, 10 to 11 Years

 CST90019 - Pop, White Males, 12-13 Yrs

Type	Numeric (Double)
CST90019	Population, White Males, 12 to 13 Years

 TST90019 - Pop, White Males, 12-13 Yrs


Type	Numeric (Double)
TST90019	Population, White Males, 12 to 13 Years

 BST90019 - Pop, White Males, 12-13 Yrs


Type	Numeric (Double)
BST90019	Population, White Males, 12 to 13 Years

 CST90020 - Pop, White Males, 14 Yrs


Type	Numeric (Double)
CST90020	Population, White Males, Aged 14 Years

 TST90020 - Pop, White Males, 14 Yrs


Type	Numeric (Double)
TST90020	Population, White Males, Aged 14 Years

 BST90020 - Pop, White Males, 14 Yrs


Type	Numeric (Double)
BST90020	Population, White Males, Aged 14 Years

 CST90021 - Pop, White Males, 15 Yrs


Type	Numeric (Double)
CST90021	Population, White Males, Aged 15 Years

 TST90021 - Pop, White Males, 15 Yrs

Type	Numeric (Double)
TST90021	Population, White Males, Aged 15 Years

 BST90021 - Pop, White Males, 15 Yrs


Type	Numeric (Double)
BST90021	Population, White Males, Aged 15 Years

 CST90022 - Pop, White Males, 16 Yrs


Type	Numeric (Double)
CST90022	Population, White Males, Aged 16 Years

 TST90022 - Pop, White Males, 16 Yrs

Type	Numeric (Double)
TST90022	Population, White Males, Aged 16 Years

 BST90022 - Pop, White Males, 16 Yrs


Type	Numeric (Double)
BST90022	Population, White Males, Aged 16 Years

 CST90023 - Pop, White Males, 17 Yrs


Type	Numeric (Double)
CST90023	Population, White Males, Aged 17 Years

 TST90023 - Pop, White Males, 17 Yrs

Type	Numeric (Double)
TST90023	Population, White Males, Aged 17 Years

 BST90023 - Pop, White Males, 17 Yrs


Type	Numeric (Double)
BST90023	Population, White Males, Aged 17 Years

 CST90024 - Pop, White Males, 18 Yrs


Type	Numeric (Double)
CST90024	Population, White Males, Aged 18 Years

 TST90024 - Pop, White Males, 18 Yrs

Type	Numeric (Double)
TST90024	Population, White Males, Aged 18 Years

 BST90024 - Pop, White Males, 18 Yrs


Type	Numeric (Double)
BST90024	Population, White Males, Aged 18 Years

 CST90025 - Pop, White Males, 19 Yrs


Type	Numeric (Double)
CST90025	Population, White Males, Aged 19 Years

 TST90025 - Pop, White Males, 19 Yrs

Type	Numeric (Double)
TST90025	Population, White Males, Aged 19 Years

 BST90025 - Pop, White Males, 19 Yrs


Type	Numeric (Double)
BST90025	Population, White Males, Aged 19 Years

 CST90026 - Pop, White Males, 20 Yrs


Type	Numeric (Double)
CST90026	Population, White Males, Aged 20 Years

 TST90026 - Pop, White Males, 20 Yrs


Type	Numeric (Double)
TST90026	Population, White Males, Aged 20 Years

 BST90026 - Pop, White Males, 20 Yrs

Type	Numeric (Double)
BST90026	Population, White Males, Aged 20 Years

 CST90027 - Pop, White Males, 21 Yrs


Type	Numeric (Double)
CST90027	Population, White Males, Aged 21 Years

 TST90027 - Pop, White Males, 21 Yrs


Type	Numeric (Double)
TST90027	Population, White Males, Aged 21 Years

 BST90027 - Pop, White Males, 21 Yrs

Type	Numeric (Double)
BST90027	Population, White Males, Aged 21 Years

 CST90028 - Pop, White Males, 22-24 Yrs


Type	Numeric (Double)
CST90028	Population, White Males, 22 to 24 Years

 TST90028 - Pop, White Males, 22-24 Yrs

Type	Numeric (Double)
TST90028	Population, White Males, 22 to 24 Years

 BST90028 - Pop, White Males, 22-24 Yrs

Type	Numeric (Double)
BST90028	Population, White Males, 22 to 24 Years

 CST90029 - Pop, White Males, 25-29 Yrs

Type	Numeric (Double)
CST90029	Population, White Males, 25 to 29 Years

 TST90029 - Pop, White Males, 25-29 Yrs

Type	Numeric (Double)
TST90029	Population, White Males, 25 to 29 Years

 BST90029 - Pop, White Males, 25-29 Yrs

Type	Numeric (Double)
BST90029	Population, White Males, 25 to 29 Years

 CST90030 - Pop, White Males, 30-34 Yrs

Type	Numeric (Double)
CST90030	Population, White Males, 30 to 34 Years

 TST90030 - Pop, White Males, 30-34 Yrs

Type	Numeric (Double)
TST90030	Population, White Males, 30 to 34 Years

 BST90030 - Pop, White Males, 30-34 Yrs

Type	Numeric (Double)
BST90030	Population, White Males, 30 to 34 Years

 CST90031 - Pop, White Males, 35-39 Yrs

Type	Numeric (Double)
CST90031	Population, White Males, 35 to 39 Years

 TST90031 - Pop, White Males, 35-39 Yrs

Type	Numeric (Double)
TST90031	Population, White Males, 35 to 39 Years

 BST90031 - Pop, White Males, 35-39 Yrs

Type	Numeric (Double)
BST90031	Population, White Males, 35 to 39 Years

 CST90032 - Pop, White Males, 40-44 Yrs


Type	Numeric (Double)
CST90032	Population, White Males, 40 to 44 Years

 TST90032 - Pop, White Males, 40-44 Yrs


Type	Numeric (Double)
TST90032	Population, White Males, 40 to 44 Years

 BST90032 - Pop, White Males, 40-44 Yrs


Type	Numeric (Double)
BST90032	Population, White Males, 40 to 44 Years

 CST90033 - Pop, White Males, 45-49 Yrs


Type	Numeric (Double)
CST90033	Population, White Males, 45 to 49 Years

 TST90033 - Pop, White Males, 45-49 Yrs


Type	Numeric (Double)
TST90033	Population, White Males, 45 to 49 Years

 BST90033 - Pop, White Males, 45-49 Yrs


Type	Numeric (Double)
BST90033	Population, White Males, 45 to 49 Years

 CST90034 - Pop, White Males, 50-59 Yrs

Type	Numeric (Double)
CST90034	Population, White Males, 50 to 59 Years

 TST90034 - Pop, White Males, 50-59 Yrs


Type	Numeric (Double)
TST90034	Population, White Males, 50 to 59 Years

 BST90034 - Pop, White Males, 50-59 Yrs

Type	Numeric (Double)
BST90034	Population, White Males, 50 to 59 Years

 CST90035 - Pop, White Males, 60-69 Yrs

Type	Numeric (Double)
CST90035	Population, White Males, 60 to 69 Years

 TST90035 - Pop, White Males, 60-69 Yrs

Type	Numeric (Double)
TST90035	Population, White Males, 60 to 69 Years

 BST90035 - Pop, White Males, 60-69 Yrs


Type	Numeric (Double)
BST90035	Population, White Males, 60 to 69 Years

 CST90036 - Pop, White Males, 70+ Yrs

Type	Numeric (Double)
CST90036	Population, White Males, 70+ Years

 TST90036 - Pop, White Males, 70+ Yrs

Type	Numeric (Double)
TST90036	Population, White Males, 70+ Years

 BST90036 - Pop, White Males, 70+ Yrs

Type	Numeric (Double)
BST90036	Population, White Males, 70+ Years

 CST90037 - Pop, White Females, Under 1 Year

Type	Numeric (Double)
CST90037	Population, White Females, Under 1 Year

 TST90037 - Pop, White Females, Under 1 Year

Type	Numeric (Double)
TST90037	Population, White Females, Under 1 Year

 BST90037 - Pop, White Females, Under 1 Year

Type	Numeric (Double)
BST90037	Population, White Females, Under 1 Year

 CST90038 - Pop, White Females, 1-4 Yrs

Type	Numeric (Double)
CST90038	Population, White Females, 1 to 4 Years

 TST90038 - Pop, White Females, 1-4 Yrs


Type	Numeric (Double)
TST90038	Population, White Females, 1 to 4 Years

 BST90038 - Pop, White Females, 1-4 Yrs


Type	Numeric (Double)
BST90038	Population, White Females, 1 to 4 Years

 CST90039 - Pop, White Females, 5-9 Yrs


Type	Numeric (Double)
CST90039	Population, White Females, 5 to 9 Years

 TST90039 - Pop, White Females, 5-9 Yrs


Type	Numeric (Double)
TST90039	Population, White Females, 5 to 9 Years

 BST90039 - Pop, White Females, 5-9 Yrs


Type	Numeric (Double)
BST90039	Population, White Females, 5 to 9 Years

 CST90040 - Pop, White Females, 10-11 Yrs


Type	Numeric (Double)
CST90040	Population, White Females, 10 to 11 Years

 TST90040 - Pop, White Females, 10-11 Yrs

Type	Numeric (Double)
TST90040	Population, White Females, 10 to 11 Years

 BST90040 - Pop, White Females, 10-11 Yrs


Type	Numeric (Double)
BST90040	Population, White Females, 10 to 11 Years

 CST90041 - Pop, White Females, 12-13 Yrs


Type	Numeric (Double)
CST90041	Population, White Females, 12 to 13 Years

 TST90041 - Pop, White Females, 12-13 Yrs

Type	Numeric (Double)
TST90041	Population, White Females, 12 to 13 Years

 BST90041 - Pop, White Females, 12-13 Yrs

Type	Numeric (Double)
BST90041	Population, White Females, 12 to 13 Years

 CST90042 - Pop, White Females, 14 Yrs

Type	Numeric (Double)
CST90042	Population, White Females, Aged 14 Years

 TST90042 - Pop, White Females, 14 Yrs

Type	Numeric (Double)
TST90042	Population, White Females, Aged 14 Years

 BST90042 - Pop, White Females, 14 Yrs

Type	Numeric (Double)
BST90042	Population, White Females, Aged 14 Years

 CST90043 - Pop, White Females, 15 Yrs


Type	Numeric (Double)
CST90043	Population, White Females, Aged 15 Years

 TST90043 - Pop, White Females, 15 Yrs

Type	Numeric (Double)
TST90043	Population, White Females, Aged 15 Years

 BST90043 - Pop, White Females, 15 Yrs

Type	Numeric (Double)
BST90043	Population, White Females, Aged 15 Years

 CST90044 - Pop, White Females, 16 Yrs

Type	Numeric (Double)
CST90044	Population, White Females, Aged 16 Years

 TST90044 - Pop, White Females, 16 Yrs

Type	Numeric (Double)
TST90044	Population, White Females, Aged 16 Years

 BST90044 - Pop, White Females, 16 Yrs


Type	Numeric (Double)
BST90044	Population, White Females, Aged 16 Years

 CST90045 - Pop, White Females, 17 Yrs


Type	Numeric (Double)
CST90045	Population, White Females, Aged 17 Years

 TST90045 - Pop, White Females, 17 Yrs


Type	Numeric (Double)
TST90045	Population, White Females, Aged 17 Years

 BST90045 - Pop, White Females, 17 Yrs


Type	Numeric (Double)
BST90045	Population, White Females, Aged 17 Years

 CST90046 - Pop, White Females, 18 Yrs


Type	Numeric (Double)
CST90046	Population, White Females, Aged 18 Years

 TST90046 - Pop, White Females, 18 Yrs


Type	Numeric (Double)
TST90046	Population, White Females, Aged 18 Years

 BST90046 - Pop, White Females, 18 Yrs

Type	Numeric (Double)
BST90046	Population, White Females, Aged 18 Years

 CST90047 - Pop, White Females, 19 Yrs

Type	Numeric (Double)
CST90047	Population, White Females, Aged 19 Years

 TST90047 - Pop, White Females, 19 Yrs

Type	Numeric (Double)
TST90047	Population, White Females, Aged 19 Years

 BST90047 - Pop, White Females, 19 Yrs

Type	Numeric (Double)
BST90047	Population, White Females, Aged 19 Years

 CST90048 - Pop, White Females, 20 Yrs

Type	Numeric (Double)
CST90048	Population, White Females, Aged 20 Years

 TST90048 - Pop, White Females, 20 Yrs

Type	Numeric (Double)
TST90048	Population, White Females, Aged 20 Years

 BST90048 - Pop, White Females, 20 Yrs

Type	Numeric (Double)
BST90048	Population, White Females, Aged 20 Years

 CST90049 - Pop, White Females, 21 Yrs

Type	Numeric (Double)
CST90049	Population, White Females, Aged 21 Years

 TST90049 - Pop, White Females, 21 Yrs

Type	Numeric (Double)
TST90049	Population, White Females, Aged 21 Years

 BST90049 - Pop, White Females, 21 Yrs

Type	Numeric (Double)
BST90049	Population, White Females, Aged 21 Years

 CST90050 - Pop, White Females, 22-24 Yrs

Type	Numeric (Double)
CST90050	Population, White Females, 22 to 24 Years

 TST90050 - Pop, White Females, 22-24 Yrs

Type	Numeric (Double)
TST90050	Population, White Females, 22 to 24 Years

 BST90050 - Pop, White Females, 22-24 Yrs

Type	Numeric (Double)
BST90050	Population, White Females, 22 to 24 Years

 CST90051 - Pop, White Females, 25-29 Yrs


Type	Numeric (Double)
CST90051	Population, White Females, 25 to 29 Years

 TST90051 - Pop, White Females, 25-29 Yrs


Type	Numeric (Double)
TST90051	Population, White Females, 25 to 29 Years

 BST90051 - Pop, White Females, 25-29 Yrs


Type	Numeric (Double)
BST90051	Population, White Females, 25 to 29 Years

 CST90052 - Pop, White Females, 30-34 Yrs


Type	Numeric (Double)
CST90052	Population, White Females, 30 to 34 Years

 TST90052 - Pop, White Females, 30-34 Yrs


Type	Numeric (Double)
TST90052	Population, White Females, 30 to 34 Years

 BST90052 - Pop, White Females, 30-34 Yrs


Type	Numeric (Double)
BST90052	Population, White Females, 30 to 34 Years

 CST90053 - Pop, White Females, 35-39 Yrs

Type	Numeric (Double)
CST90053	Population, White Females, 35 to 39 Years

 TST90053 - Pop, White Females, 35-39 Yrs


Type	Numeric (Double)
TST90053	Population, White Females, 35 to 39 Years

 BST90053 - Pop, White Females, 35-39 Yrs

Type	Numeric (Double)
BST90053	Population, White Females, 35 to 39 Years

 CST90054 - Pop, White Females, 40-44 Yrs

Type	Numeric (Double)
CST90054	Population, White Females, 40 to 44 Years

 TST90054 - Pop, White Females, 40-44 Yrs

Type	Numeric (Double)
TST90054	Population, White Females, 40 to 44 Years

 BST90054 - Pop, White Females, 40-44 Yrs

Type	Numeric (Double)
BST90054	Population, White Females, 40 to 44 Years

 CST90055 - Pop, White Females, 45-49 Yrs

Type	Numeric (Double)
CST90055	Population, White Females, 45 to 49 Years

 TST90055 - Pop, White Females, 45-49 Yrs

Type	Numeric (Double)
TST90055	Population, White Females, 45 to 49 Years

 BST90055 - Pop, White Females, 45-49 Yrs

Type	Numeric (Double)
BST90055	Population, White Females, 45 to 49 Years

 CST90056 - Pop, White Females, 50-59 Yrs

Type	Numeric (Double)
CST90056	Population, White Females, 50 to 59 Years

 TST90056 - Pop, White Females, 50-59 Yrs

Type	Numeric (Double)
TST90056	Population, White Females, 50 to 59 Years

 BST90056 - Pop, White Females, 50-59 Yrs

Type	Numeric (Double)
BST90056	Population, White Females, 50 to 59 Years

 CST90057 - Pop, White Females, 60-69 Yrs

Type	Numeric (Double)
CST90057	Population, White Females, 60 to 69 Years

 TST90057 - Pop, White Females, 60-69 Yrs


Type	Numeric (Double)
TST90057	Population, White Females, 60 to 69 Years

 BST90057 - Pop, White Females, 60-69 Yrs


Type	Numeric (Double)
BST90057	Population, White Females, 60 to 69 Years

 CST90058 - Pop, White Females, 70 + Yrs

Type	Numeric (Double)
CST90058	Population, White Females, 70+ Years

 TST90058 - Pop, White Females, 70 + Yrs

Type	Numeric (Double)
TST90058	Population, White Females, 70+ Years

 BST90058 - Pop, White Females, 70 + Yrs

Type	Numeric (Double)
BST90058	Population, White Females, 70+ Years

 CST90059 - Pop, Black Males, Under 1 Year


Type	Numeric (Double)
CST90059	Population, Black Males, Under 1 Year

 TST90059 - Pop, Black Males, Under 1 Year

Type	Numeric (Double)
TST90059	Population, Black Males, Under 1 Year

 BST90059 - Pop, Black Males, Under 1 Year


Type	Numeric (Double)
BST90059	Population, Black Males, Under 1 Year

 CST90060 - Pop, Black Males, 1-4 Yrs

Type	Numeric (Double)
CST90060	Population, Black Males, 1 to 4 Years

 TST90060 - Pop, Black Males, 1-4 Yrs

Type	Numeric (Double)
TST90060	Population, Black Males, 1 to 4 Years

 BST90060 - Pop, Black Males, 1-4 Yrs


Type	Numeric (Double)
BST90060	Population, Black Males, 1 to 4 Years

 CST90061 - Pop, Black Males, 5-9 Yrs

Type	Numeric (Double)
CST90061	Population, Black Males, 5 to 9 Years

 TST90061 - Pop, Black Males, 5-9 Yrs

Type	Numeric (Double)
TST90061	Population, Black Males, 5 to 9 Years

 BST90061 - Pop, Black Males, 5-9 Yrs

Type	Numeric (Double)
BST90061	Population, Black Males, 5 to 9 Years

 CST90062 - Pop, Black Males, 10-11 Yrs

Type	Numeric (Double)
CST90062	Population, Black Males, 10 to 11 Years

 TST90062 - Pop, Black Males, 10-11 Yrs

Type	Numeric (Double)
TST90062	Population, Black Males, 10 to 11 Years

 BST90062 - Pop, Black Males, 10-11 Yrs

Type	Numeric (Double)
BST90062	Population, Black Males, 10 to 11 Years

 CST90063 - Pop, Black Males, 12-13 Yrs


Type	Numeric (Double)
CST90063	Population, Black Males, 12 to 13 Years

 TST90063 - Pop, Black Males, 12-13 Yrs

Type	Numeric (Double)
TST90063	Population, Black Males, 12 to 13 Years

 BST90063 - Pop, Black Males, 12-13 Yrs


Type	Numeric (Double)
BST90063	Population, Black Males, 12 to 13 Years

 CST90064 - Pop, Black Males, 14 Yrs


Type	Numeric (Double)
CST90064	Population, Black Males, Aged 14 Years

 TST90064 - Pop, Black Males, 14 Yrs


Type	Numeric (Double)
TST90064	Population, Black Males, Aged 14 Years

 BST90064 - Pop, Black Males, 14 Yrs

Type	Numeric (Double)
BST90064	Population, Black Males, Aged 14 Years

 CST90065 - Pop, Black Males, 15 Yrs


Type	Numeric (Double)
CST90065	Population, Black Males, Aged 15 Years

 TST90065 - Pop, Black Males, 15 Yrs


Type	Numeric (Double)
TST90065	Population, Black Males, Aged 15 Years

 BST90065 - Pop, Black Males, 15 Yrs

Type	Numeric (Double)
BST90065	Population, Black Males, Aged 15 Years

 CST90066 - Pop, Black Males, 16 Yrs


Type	Numeric (Double)
CST90066	Population, Black Males, Aged 16 Years

 TST90066 - Pop, Black Males, 16 Yrs


Type	Numeric (Double)
TST90066	Population, Black Males, Aged 16 Years

 BST90066 - Pop, Black Males, 16 Yrs


Type	Numeric (Double)
BST90066	Population, Black Males, Aged 16 Years

 CST90067 - Pop, Black Males, 17 Yrs

Type	Numeric (Double)
CST90067	Population, Black Males, Aged 17 Years

 TST90067 - Pop, Black Males, 17 Yrs


Type	Numeric (Double)
TST90067	Population, Black Males, Aged 17 Years

 BST90067 - Pop, Black Males, 17 Yrs

Type	Numeric (Double)
BST90067	Population, Black Males, Aged 17 Years

 CST90068 - Pop, Black Males, 18 Yrs


Type	Numeric (Double)
CST90068	Population, Black Males, Aged 18 Years

 TST90068 - Pop, Black Males, 18 Yrs

Type	Numeric (Double)
TST90068	Population, Black Males, Aged 18 Years

 BST90068 - Pop, Black Males, 18 Yrs

Type	Numeric (Double)
BST90068	Population, Black Males, Aged 18 Years

 CST90069 - Pop, Black Males, 19 Yrs

Type	Numeric (Double)
CST90069	Population, Black Males, Aged 19 Years

 TST90069 - Pop, Black Males, 19 Yrs

Type	Numeric (Double)
TST90069	Population, Black Males, Aged 19 Years

 BST90069 - Pop, Black Males, 19 Yrs

Type	Numeric (Double)
BST90069	Population, Black Males, Aged 19 Years

 CST90070 - Pop, Black Males, 20 Yrs


Type	Numeric (Double)
CST90070	Population, Black Males, Aged 20 Years

 TST90070 - Pop, Black Males, 20 Yrs


Type	Numeric (Double)
TST90070	Population, Black Males, Aged 20 Years

 BST90070 - Pop, Black Males, 20 Yrs


Type	Numeric (Double)
BST90070	Population, Black Males, Aged 20 Years

 CST90071 - Pop, Black Males, 21 Yrs


Type	Numeric (Double)
CST90071	Population, Black Males, Aged 21 Years

 TST90071 - Pop, Black Males, 21 Yrs


Type	Numeric (Double)
TST90071	Population, Black Males, Aged 21 Years

 BST90071 - Pop, Black Males, 21 Yrs


Type	Numeric (Double)
BST90071	Population, Black Males, Aged 21 Years

 CST90072 - Pop, Black Males, 22-24 Yrs


Type	Numeric (Double)
CST90072	Population, Black Males, 22 to 24 Years

 TST90072 - Pop, Black Males, 22-24 Yrs


Type	Numeric (Double)
TST90072	Population, Black Males, 22 to 24 Years

 BST90072 - Pop, Black Males, 22-24 Yrs

Type	Numeric (Double)
BST90072	Population, Black Males, 22 to 24 Years

 CST90073 - Pop, Black Males, 25-29 Yrs

Type	Numeric (Double)
CST90073	Population, Black Males, 25 to 29 Years

 TST90073 - Pop, Black Males, 25-29 Yrs

Type	Numeric (Double)
TST90073	Population, Black Males, 25 to 29 Years

 BST90073 - Pop, Black Males, 25-29 Yrs

Type	Numeric (Double)
BST90073	Population, Black Males, 25 to 29 Years

 CST90074 - Pop, Black Males, 30-34 Yrs

Type	Numeric (Double)
CST90074	Population, Black Males, 30 to 34 Years

 TST90074 - Pop, Black Males, 30-34 Yrs

Type	Numeric (Double)
TST90074	Population, Black Males, 30 to 34 Years

 BST90074 - Pop, Black Males, 30-34 Yrs

Type	Numeric (Double)
BST90074	Population, Black Males, 30 to 34 Years

 CST90075 - Pop, Black Males, 35-39 Yrs

Type	Numeric (Double)
CST90075	Population, Black Males, 35 to 39 Years

 TST90075 - Pop, Black Males, 35-39 Yrs

Type	Numeric (Double)
TST90075	Population, Black Males, 35 to 39 Years

 BST90075 - Pop, Black Males, 35-39 Yrs

Type	Numeric (Double)
BST90075	Population, Black Males, 35 to 39 Years

 CST90076 - Pop, Black Males, 40-44 Yrs

Type	Numeric (Double)
CST90076	Population, Black Males, 40 to 44 Years

 TST90076 - Pop, Black Males, 40-44 Yrs


Type	Numeric (Double)
TST90076	Population, Black Males, 40 to 44 Years

 BST90076 - Pop, Black Males, 40-44 Yrs


Type	Numeric (Double)
BST90076	Population, Black Males, 40 to 44 Years

 CST90077 - Pop, Black Males, 45-49 Yrs


Type	Numeric (Double)
CST90077	Population, Black Males, 45 to 49 Years

 TST90077 - Pop, Black Males, 45-49 Yrs


Type	Numeric (Double)
TST90077	Population, Black Males, 45 to 49 Years

 BST90077 - Pop, Black Males, 45-49 Yrs


Type	Numeric (Double)
BST90077	Population, Black Males, 45 to 49 Years

 CST90078 - Pop, Black Males, 50-59 Yrs


Type	Numeric (Double)
CST90078	Population, Black Males, 50 to 59 Years

 TST90078 - Pop, Black Males, 50-59 Yrs

Type	Numeric (Double)
TST90078	Population, Black Males, 50 to 59 Years

 BST90078 - Pop, Black Males, 50-59 Yrs


Type	Numeric (Double)
BST90078	Population, Black Males, 50 to 59 Years

 CST90079 - Pop, Black Males, 60-69 Yrs

Type	Numeric (Double)
CST90079	Population, Black Males, 60 to 69 Years

 TST90079 - Pop, Black Males, 60-69 Yrs

Type	Numeric (Double)
TST90079	Population, Black Males, 60 to 69 Years

 BST90079 - Pop, Black Males, 60-69 Yrs


Type	Numeric (Double)
BST90079	Population, Black Males, 60 to 69 Years

 CST90080 - Pop, Black Males, 70 + Yrs

Type	Numeric (Double)
CST90080	Population, Black Males, 70+ Years

 TST90080 - Pop, Black Males, 70 + Yrs

Type	Numeric (Double)
TST90080	Population, Black Males, 70+ Years

 BST90080 - Pop, Black Males, 70 + Yrs

Type	Numeric (Double)
BST90080	Population, Black Males, 70+ Years

 CST90081 - Pop, Black Females, Under 1 Year

Type	Numeric (Double)
CST90081	Population, Black Females, Under 1 Year

 TST90081 - Pop, Black Females, Under 1 Year

Type	Numeric (Double)
TST90081	Population, Black Females, Under 1 Year

 BST90081 - Pop, Black Females, Under 1 Year

Type	Numeric (Double)
BST90081	Population, Black Females, Under 1 Year

 CST90082 - Pop, Black Females, 1-4 Yrs

Type	Numeric (Double)
CST90082	Population, Black Females, 1 to 4 Years

 TST90082 - Pop, Black Females, 1-4 Yrs

Type	Numeric (Double)
TST90082	Population, Black Females, 1 to 4 Years

 BST90082 - Pop, Black Females, 1-4 Yrs


Type	Numeric (Double)
BST90082	Population, Black Females, 1 to 4 Years

 CST90083 - Pop, Black Females, 5-9 Yrs


Type	Numeric (Double)
CST90083	Population, Black Females, 5 to 9 Years

 TST90083 - Pop, Black Females, 5-9 Yrs


Type	Numeric (Double)
TST90083	Population, Black Females, 5 to 9 Years

 BST90083 - Pop, Black Females, 5-9 Yrs


Type	Numeric (Double)
BST90083	Population, Black Females, 5 to 9 Years

 CST90084 - Pop, Black Females, 10-11 Yrs


Type	Numeric (Double)
CST90084	Population, Black Females, 10 to 11 Years

 TST90084 - Pop, Black Females, 10-11 Yrs


Type	Numeric (Double)
TST90084	Population, Black Females, 10 to 11 Years

 BST90084 - Pop, Black Females, 10-11 Yrs


Type	Numeric (Double)
BST90084	Population, Black Females, 10 to 11 Years

 CST90085 - Pop, Black Females, 12-13 Yrs


Type	Numeric (Double)
CST90085	Population, Black Females, 12 to 13 Years

 TST90085 - Pop, Black Females, 12-13 Yrs


Type	Numeric (Double)
TST90085	Population, Black Females, 12 to 13 Years

 BST90085 - Pop, Black Females, 12-13 Yrs

Type	Numeric (Double)
BST90085	Population, Black Females, 12 to 13 Years

 CST90086 - Pop, Black Females, 14 Yrs

Type	Numeric (Double)
CST90086	Population, Black Females, Aged 14 Years

 TST90086 - Pop, Black Females, 14 Yrs


Type	Numeric (Double)
TST90086	Population, Black Females, Aged 14 Years

 BST90086 - Pop, Black Females, 14 Yrs

Type	Numeric (Double)
BST90086	Population, Black Females, Aged 14 Years

 CST90087 - Pop, Black Females, 15 Yrs

Type	Numeric (Double)
CST90087	Population, Black Females, Aged 15 Years

 TST90087 - Pop, Black Females, 15 Yrs


Type	Numeric (Double)
TST90087	Population, Black Females, Aged 15 Years

 BST90087 - Pop, Black Females, 15 Yrs

Type	Numeric (Double)
BST90087	Population, Black Females, Aged 15 Years

 CST90088 - Pop, Black Females, 16 Yrs

Type	Numeric (Double)
CST90088	Population, Black Females, Aged 16 Years

 TST90088 - Pop, Black Females, 16 Yrs

Type	Numeric (Double)
TST90088	Population, Black Females, Aged 16 Years

 BST90088 - Pop, Black Females, 16 Yrs

Type	Numeric (Double)
BST90088	Population, Black Females, Aged 16 Years

 CST90089 - Pop, Black Females, 17 Yrs


Type	Numeric (Double)
CST90089	Population, Black Females, Aged 17 Years

 TST90089 - Pop, Black Females, 17 Yrs


Type	Numeric (Double)
TST90089	Population, Black Females, Aged 17 Years

 BST90089 - Pop, Black Females, 17 Yrs


Type	Numeric (Double)
BST90089	Population, Black Females, Aged 17 Years

 CST90090 - Pop, Black Females, 18 Yrs


Type	Numeric (Double)
CST90090	Population, Black Females, Aged 18 Years

 TST90090 - Pop, Black Females, 18 Yrs


Type	Numeric (Double)
TST90090	Population, Black Females, Aged 18 Years

 BST90090 - Pop, Black Females, 18 Yrs


Type	Numeric (Double)
BST90090	Population, Black Females, Aged 18 Years

 CST90091 - Pop, Black Females, 19 Yrs

Type	Numeric (Double)
CST90091	Population, Black Females, Aged 19 Years

 TST90091 - Pop, Black Females, 19 Yrs


Type	Numeric (Double)
TST90091	Population, Black Females, Aged 19 Years

 BST90091 - Pop, Black Females, 19 Yrs


Type	Numeric (Double)
BST90091	Population, Black Females, Aged 19 Years

 CST90092 - Pop, Black Females, 20 Yrs


Type	Numeric (Double)
CST90092	Population, Black Females, Aged 20 Years

 TST90092 - Pop, Black Females, 20 Yrs

Type	Numeric (Double)
TST90092	Population, Black Females, Aged 20 Years

 BST90092 - Pop, Black Females, 20 Yrs


Type	Numeric (Double)
BST90092	Population, Black Females, Aged 20 Years

 CST90093 - Pop, Black Females, 21 Yrs

Type	Numeric (Double)
CST90093	Population, Black Females, Aged 21 Years

 TST90093 - Pop, Black Females, 21 Yrs

Type	Numeric (Double)
TST90093	Population, Black Females, Aged 21 Years

 BST90093 - Pop, Black Females, 21 Yrs

Type	Numeric (Double)
BST90093	Population, Black Females, Aged 21 Years

 CST90094 - Pop, Black Females, 22-24 Yrs

Type	Numeric (Double)
CST90094	Population, Black Females, 22 to 24 Years

 TST90094 - Pop, Black Females, 22-24 Yrs

Type	Numeric (Double)
TST90094	Population, Black Females, 22 to 24 Years

 BST90094 - Pop, Black Females, 22-24 Yrs

Type	Numeric (Double)
BST90094	Population, Black Females, 22 to 24 Years

 CST90095 - Pop, Black Females, 25-29 Yrs

Type	Numeric (Double)
CST90095	Population, Black Females, 25 to 29 Years

 TST90095 - Pop, Black Females, 25-29 Yrs


Type	Numeric (Double)
TST90095	Population, Black Females, 25 to 29 Years

 BST90095 - Pop, Black Females, 25-29 Yrs


Type	Numeric (Double)
BST90095	Population, Black Females, 25 to 29 Years

 CST90096 - Pop, Black Females, 30-34 Yrs


Type	Numeric (Double)
CST90096	Population, Black Females, 30 to 34 Years

 TST90096 - Pop, Black Females, 30-34 Yrs


Type	Numeric (Double)
TST90096	Population, Black Females, 30 to 34 Years

 BST90096 - Pop, Black Females, 30-34 Yrs


Type	Numeric (Double)
BST90096	Population, Black Females, 30 to 34 Years

 CST90097 - Pop, Black Females, 35-39 Yrs


Type	Numeric (Double)
CST90097	Population, Black Females, 35 to 39 Years

 TST90097 - Pop, Black Females, 35-39 Yrs

Type	Numeric (Double)
TST90097	Population, Black Females, 35 to 39 Years

 BST90097 - Pop, Black Females, 35-39 Yrs


Type	Numeric (Double)
BST90097	Population, Black Females, 35 to 39 Years

 CST90098 - Pop, Black Females, 40-44 Yrs

Type	Numeric (Double)
CST90098	Population, Black Females, 40 to 44 Years

 TST90098 - Pop, Black Females, 40-44 Yrs

Type	Numeric (Double)
TST90098	Population, Black Females, 40 to 44 Years

 BST90098 - Pop, Black Females, 40-44 Yrs

Type	Numeric (Double)
BST90098	Population, Black Females, 40 to 44 Years

 CST90099 - Pop, Black Females, 45-49 Yrs

Type	Numeric (Double)
CST90099	Population, Black Females, 45 to 49 Years

 TST90099 - Pop, Black Females, 45-49 Yrs

Type	Numeric (Double)
TST90099	Population, Black Females, 45 to 49 Years

 BST90099 - Pop, Black Females, 45-49 Yrs

Type	Numeric (Double)
BST90099	Population, Black Females, 45 to 49 Years

 CST90100 - Pop, Black Females, 50-59 Yrs

Type	Numeric (Double)
CST90100	Population, Black Females, 50 to 59 Years

 TST90100 - Pop, Black Females, 50-59 Yrs

Type	Numeric (Double)
TST90100	Population, Black Females, 50 to 59 Years

 BST90100 - Pop, Black Females, 50-59 Yrs

Type	Numeric (Double)
BST90100	Population, Black Females, 50 to 59 Years

 CST90101 - Pop, Black Females, 60-69 Yrs

Type	Numeric (Double)
CST90101	Population, Black Females, 60 to 69 Years

 TST90101 - Pop, Black Females, 60-69 Yrs

Type	Numeric (Double)
TST90101	Population, Black Females, 60 to 69 Years

 BST90101 - Pop, Black Females, 60-69 Yrs


Type	Numeric (Double)
BST90101	Population, Black Females, 60 to 69 Years

 CST90102 - Pop, Black Females, 70 + Yrs


Type	Numeric (Double)
CST90102	Population, Black Females, 70+ Years

 TST90102 - Pop, Black Females, 70 + Yrs


Type	Numeric (Double)
TST90102	Population, Black Females, 70+ Years

 BST90102 - Pop, Black Females, 70 + Yrs


Type	Numeric (Double)
BST90102	Population, Black Females, 70+ Years

 CST90103 - Pop, Asian/PacIsl Males, Under 1 Year

Type	Numeric (Double)
CST90103	Population, Asian or Pacific Islander Males, Under 1 Year

 TST90103 - Pop, Asian/PacIsl Males, Under 1 Year

Type	Numeric (Double)
TST90103	Population, Asian or Pacific Islander Males, Under 1 Year

 BST90103 - Pop, Asian/PacIsl Males, Under 1 Year

Type	Numeric (Double)
BST90103	Population, Asian or Pacific Islander Males, Under 1 Year

 CST90104 - Pop, Asian/PacIsl Males, 1-4 Yrs

Type	Numeric (Double)
CST90104	Population, Asian or Pacific Islander Males, 1 to 4 Years

 TST90104 - Pop, Asian/PacIsl Males, 1-4 Yrs

Type	Numeric (Double)
TST90104	Population, Asian or Pacific Islander Males, 1 to 4 Years

 BST90104 - Pop, Asian/PacIsl Males, 1-4 Yrs

Type	Numeric (Double)
BST90104	Population, Asian or Pacific Islander Males, 1 to 4 Years

 CST90105 - Pop, Asian/PacIsl Males, 5-9 Yrs


Type	Numeric (Double)
CST90105	Population, Asian or Pacific Islander Males, 5 to 9 Years

 TST90105 - Pop, Asian/PacIsl Males, 5-9 Yrs

Type	Numeric (Double)
TST90105	Population, Asian or Pacific Islander Males, 5 to 9 Years

 BST90105 - Pop, Asian/PacIsl Males, 5-9 Yrs


Type	Numeric (Double)
BST90105	Population, Asian or Pacific Islander Males, 5 to 9 Years

 CST90106 - Pop, Asian/PacIsl Males, 10-11 Yrs

Type	Numeric (Double)
CST90106	Population, Asian or Pacific Islander Males, 10 to 11 Years

 TST90106 - Pop, Asian/PacIsl Males, 10-11 Yrs


Type	Numeric (Double)
TST90106	Population, Asian or Pacific Islander Males, 10 to 11 Years

 BST90106 - Pop, Asian/PacIsl Males, 10-11 Yrs

Type	Numeric (Double)
BST90106	Population, Asian or Pacific Islander Males, 10 to 11 Years

 CST90107 - Pop, Asian/PacIsl Males, 12-13 Yrs

Type	Numeric (Double)
CST90107	Population, Asian or Pacific Islander Males, 12 to 13 Years

 TST90107 - Pop, Asian/PacIsl Males, 12-13 Yrs

Type	Numeric (Double)
TST90107	Population, Asian or Pacific Islander Males, 12 to 13 Years

 BST90107 - Pop, Asian/PacIsl Males, 12-13 Yrs

Type	Numeric (Double)
BST90107	Population, Asian or Pacific Islander Males, 12 to 13 Years

 CST90108 - Pop, Asian/PacIsl Males, 14 Yrs

Type	Numeric (Double)
CST90108	Population, Asian or Pacific Islander Males, Aged 14 Years

 TST90108 - Pop, Asian/PacIsl Males, 14 Yrs

Type	Numeric (Double)
TST90108	Population, Asian or Pacific Islander Males, Aged 14 Years

 BST90108 - Pop, Asian/PacIsl Males, 14 Yrs

Type	Numeric (Double)
BST90108	Population, Asian or Pacific Islander Males, Aged 14 Years

 CST90109 - Pop, Asian/PacIsl Males, 15 Yrs

Type	Numeric (Double)
CST90109	Population, Asian or Pacific Islander Males, Aged 15 Years

 TST90109 - Pop, Asian/PacIsl Males, 15 Yrs

Type	Numeric (Double)
TST90109	Population, Asian or Pacific Islander Males, Aged 15 Years

 BST90109 - Pop, Asian/PacIsl Males, 15 Yrs

Type	Numeric (Double)
BST90109	Population, Asian or Pacific Islander Males, Aged 15 Years

 CST90110 - Pop, Asian/PacIsl Males, 16 Yrs

Type	Numeric (Double)
CST90110	Population, Asian or Pacific Islander Males, Aged 16 Years

 TST90110 - Pop, Asian/PacIsl Males, 16 Yrs

Type	Numeric (Double)
TST90110	Population, Asian or Pacific Islander Males, Aged 16 Years

 BST90110 - Pop, Asian/PacIsl Males, 16 Yrs

Type	Numeric (Double)
BST90110	Population, Asian or Pacific Islander Males, Aged 16 Years

 CST90111 - Pop, Asian/PacIsl Males, 17 Yrs

Type	Numeric (Double)
CST90111	Population, Asian or Pacific Islander Males, Aged 17 Years

 TST90111 - Pop, Asian/PacIsl Males, 17 Yrs

Type	Numeric (Double)
TST90111	Population, Asian or Pacific Islander Males, Aged 17 Years

 BST90111 - Pop, Asian/PacIsl Males, 17 Yrs

Type	Numeric (Double)
BST90111	Population, Asian or Pacific Islander Males, Aged 17 Years

 CST90112 - Pop, Asian/PacIsl Males, 18 Yrs

Type	Numeric (Double)
CST90112	Population, Asian or Pacific Islander Males, Aged 18 Years

 TST90112 - Pop, Asian/PacIsl Males, 18 Yrs

Type	Numeric (Double)
TST90112	Population, Asian or Pacific Islander Males, Aged 18 Years

 BST90112 - Pop, Asian/PacIsl Males, 18 Yrs

Type	Numeric (Double)
BST90112	Population, Asian or Pacific Islander Males, Aged 18 Years

 CST90113 - Pop, Asian/PacIsl Males, 19 Yrs

Type	Numeric (Double)
CST90113	Population, Asian or Pacific Islander Males, Aged 19 Years

 TST90113 - Pop, Asian/PacIsl Males, 19 Yrs

Type	Numeric (Double)
TST90113	Population, Asian or Pacific Islander Males, Aged 19 Years

 BST90113 - Pop, Asian/PacIsl Males, 19 Yrs

Type	Numeric (Double)
BST90113	Population, Asian or Pacific Islander Males, Aged 19 Years

 CST90114 - Pop, Asian/PacIsl Males, 20 Yrs

Type	Numeric (Double)
CST90114	Population, Asian or Pacific Islander Males, Aged 20 Years

 TST90114 - Pop, Asian/PacIsl Males, 20 Yrs

Type	Numeric (Double)
TST90114	Population, Asian or Pacific Islander Males, Aged 20 Years

 BST90114 - Pop, Asian/PacIsl Males, 20 Yrs

Type	Numeric (Double)
BST90114	Population, Asian or Pacific Islander Males, Aged 20 Years

 CST90115 - Pop, Asian/PacIsl Males, 21 Yrs

Type	Numeric (Double)
CST90115	Population, Asian or Pacific Islander Males, Aged 21 Years

 TST90115 - Pop, Asian/PacIsl Males, 21 Yrs

Type	Numeric (Double)
TST90115	Population, Asian or Pacific Islander Males, Aged 21 Years

 BST90115 - Pop, Asian/PacIsl Males, 21 Yrs

Type	Numeric (Double)
BST90115	Population, Asian or Pacific Islander Males, Aged 21 Years

 CST90116 - Pop, Asian/PacIsl Males, 22-24 Yrs

Type	Numeric (Double)
CST90116	Population, Asian or Pacific Islander Males, 22 to 24 Years

 TST90116 - Pop, Asian/PacIsl Males, 22-24 Yrs

Type	Numeric (Double)
TST90116	Population, Asian or Pacific Islander Males, 22 to 24 Years

 BST90116 - Pop, Asian/PacIsl Males, 22-24 Yrs

Type	Numeric (Double)
BST90116	Population, Asian or Pacific Islander Males, 22 to 24 Years

 CST90117 - Pop, Asian/PacIsl Males, 25-29 Yrs

Type	Numeric (Double)
CST90117	Population, Asian or Pacific Islander Males, 25 to 29 Years

 TST90117 - Pop, Asian/PacIsl Males, 25-29 Yrs

Type	Numeric (Double)
TST90117	Population, Asian or Pacific Islander Males, 25 to 29 Years

 BST90117 - Pop, Asian/PacIsl Males, 25-29 Yrs


Type	Numeric (Double)
BST90117	Population, Asian or Pacific Islander Males, 25 to 29 Years

 CST90118 - Pop, Asian/PacIsl Males, 30-34 Yrs

Type	Numeric (Double)
CST90118	Population, Asian or Pacific Islander Males, 30 to 34 Years

 TST90118 - Pop, Asian/PacIsl Males, 30-34 Yrs

Type	Numeric (Double)
TST90118	Population, Asian or Pacific Islander Males, 30 to 34 Years

 BST90118 - Pop, Asian/PacIsl Males, 30-34 Yrs

Type	Numeric (Double)
BST90118	Population, Asian or Pacific Islander Males, 30 to 34 Years

 CST90119 - Pop, Asian/PacIsl Males, 35-39 Yrs

Type	Numeric (Double)
CST90119	Population, Asian or Pacific Islander Males, 35 to 39 Years

 TST90119 - Pop, Asian/PacIsl Males, 35-39 Yrs

Type	Numeric (Double)
TST90119	Population, Asian or Pacific Islander Males, 35 to 39 Years

 BST90119 - Pop, Asian/PacIsl Males, 35-39 Yrs

Type	Numeric (Double)
BST90119	Population, Asian or Pacific Islander Males, 35 to 39 Years

 CST90120 - Pop, Asian/PacIsl Males, 40-44 Yrs

Type	Numeric (Double)
CST90120	Population, Asian or Pacific Islander Males, 40 to 44 Years

 TST90120 - Pop, Asian/PacIsl Males, 40-44 Yrs

Type	Numeric (Double)
TST90120	Population, Asian or Pacific Islander Males, 40 to 44 Years

 BST90120 - Pop, Asian/PacIsl Males, 40-44 Yrs

Type	Numeric (Double)
BST90120	Population, Asian or Pacific Islander Males, 40 to 44 Years

 CST90121 - Pop, Asian/PacIsl Males, 45-49 Yrs

Type	Numeric (Double)
CST90121	Population, Asian or Pacific Islander Males, 45 to 49 Years

 TST90121 - Pop, Asian/PacIsl Males, 45-49 Yrs

Type	Numeric (Double)
TST90121	Population, Asian or Pacific Islander Males, 45 to 49 Years

 BST90121 - Pop, Asian/PacIsl Males, 45-49 Yrs

Type	Numeric (Double)
BST90121	Population, Asian or Pacific Islander Males, 45 to 49 Years

 CST90122 - Pop, Asian/PacIsl Males, 50-59 Yrs

Type	Numeric (Double)
CST90122	Population, Asian or Pacific Islander Males, 50 to 59 Years

 TST90122 - Pop, Asian/PacIsl Males, 50-59 Yrs

Type	Numeric (Double)
TST90122	Population, Asian or Pacific Islander Males, 50 to 59 Years

 BST90122 - Pop, Asian/PacIsl Males, 50-59 Yrs

Type	Numeric (Double)
BST90122	Population, Asian or Pacific Islander Males, 50 to 59 Years

 CST90123 - Pop, Asian/PacIsl Males, 60-69 Yrs

Type	Numeric (Double)
CST90123	Population, Asian or Pacific Islander Males, 60 to 69 Years

 TST90123 - Pop, Asian/PacIsl Males, 60-69 Yrs

Type	Numeric (Double)
TST90123	Population, Asian or Pacific Islander Males, 60 to 69 Years

 BST90123 - Pop, Asian/PacIsl Males, 60-69 Yrs

Type	Numeric (Double)
BST90123	Population, Asian or Pacific Islander Males, 60 to 69 Years

 CST90124 - Pop, Asian/PacIsl Males, 70 + Yrs

Type	Numeric (Double)
CST90124	Population, Asian or Pacific Islander Males, 70+ Years

 TST90124 - Pop, Asian/PacIsl Males, 70 + Yrs


Type	Numeric (Double)
TST90124	Population, Asian or Pacific Islander Males, 70+ Years

 BST90124 - Pop, Asian/PacIsl Males, 70 + Yrs

Type	Numeric (Double)
BST90124	Population, Asian or Pacific Islander Males, 70+ Years

 CST90125 - Pop, Asian/PacIsl Females, < 1 Year

Type	Numeric (Double)
CST90125	Population, Asian or Pacific Islander Females, Under 1 Year

 TST90125 - Pop, Asian/PacIsl Females, < 1 Year

Type	Numeric (Double)
TST90125	Population, Asian or Pacific Islander Females, Under 1 Year

 BST90125 - Pop, Asian/PacIsl Females, < 1 Year

Type	Numeric (Double)
BST90125	Population, Asian or Pacific Islander Females, Under 1 Year

 CST90126 - Pop, Asian/PacIsl Females, 1-4 Yrs

Type	Numeric (Double)
CST90126	Population, Asian or Pacific Islander Females, 1 to 4 Years

 TST90126 - Pop, Asian/PacIsl Females, 1-4 Yrs

Type	Numeric (Double)
TST90126	Population, Asian or Pacific Islander Females, 1 to 4 Years

 BST90126 - Pop, Asian/PacIsl Females, 1-4 Yrs

Type	Numeric (Double)
BST90126	Population, Asian or Pacific Islander Females, 1 to 4 Years

 CST90127 - Pop, Asian/PacIsl Females, 5-9 Yrs

Type	Numeric (Double)
CST90127	Population, Asian or Pacific Islander Females, 5 to 9 Years

 TST90127 - Pop, Asian/PacIsl Females, 5-9 Yrs

Type	Numeric (Double)
TST90127	Population, Asian or Pacific Islander Females, 5 to 9 Years

 BST90127 - Pop, Asian/PacIsl Females, 5-9 Yrs

Type	Numeric (Double)
BST90127	Population, Asian or Pacific Islander Females, 5 to 9 Years

 CST90128 - Pop, Asian/PacIsl Females, 10-11 Yrs

Type	Numeric (Double)
CST90128	Population, Asian or Pacific Islander Females, 10 to 11 Years

 TST90128 - Pop, Asian/PacIsl Females, 10-11 Yrs

Type	Numeric (Double)
TST90128	Population, Asian or Pacific Islander Females, 10 to 11 Years

 BST90128 - Pop, Asian/PacIsl Females, 10-11 Yrs

Type	Numeric (Double)
BST90128	Population, Asian or Pacific Islander Females, 10 to 11 Years

 CST90129 - Pop, Asian/PacIsl Females, 12-13 Yrs

Type	Numeric (Double)
CST90129	Population, Asian or Pacific Islander Females, 12 to 13 Years

 TST90129 - Pop, Asian/PacIsl Females, 12-13 Yrs

Type	Numeric (Double)
TST90129	Population, Asian or Pacific Islander Females, 12 to 13 Years

 BST90129 - Pop, Asian/PacIsl Females, 12-13 Yrs

Type	Numeric (Double)
BST90129	Population, Asian or Pacific Islander Females, 12 to 13 Years

 CST90130 - Pop, Asian/PacIsl Females, 14 Yrs

Type	Numeric (Double)
CST90130	Population, Asian or Pacific Islander Females, Aged 14 Years

 TST90130 - Pop, Asian/PacIsl Females, 14 Yrs

Type	Numeric (Double)
TST90130	Population, Asian or Pacific Islander Females, Aged 14 Years

 BST90130 - Pop, Asian/PacIsl Females, 14 Yrs

Type	Numeric (Double)
BST90130	Population, Asian or Pacific Islander Females, Aged 14 Years

 CST90131 - Pop, Asian/PacIsl Females, 15 Yrs

Type	Numeric (Double)
CST90131	Population, Asian or Pacific Islander Females, Aged 15 Years

 TST90131 - Pop, Asian/PacIsl Females, 15 Yrs

Type	Numeric (Double)
TST90131	Population, Asian or Pacific Islander Females, Aged 15 Years

 BST90131 - Pop, Asian/PacIsl Females, 15 Yrs

Type	Numeric (Double)
BST90131	Population, Asian or Pacific Islander Females, Aged 15 Years

 CST90132 - Pop, Asian/PacIsl Females, 16 Yrs

Type	Numeric (Double)
CST90132	Population, Asian or Pacific Islander Females, Aged 16 Years

 TST90132 - Pop, Asian/PacIsl Females, 16 Yrs

Type	Numeric (Double)
TST90132	Population, Asian or Pacific Islander Females, Aged 16 Years

 BST90132 - Pop, Asian/PacIsl Females, 16 Yrs

Type	Numeric (Double)
BST90132	Population, Asian or Pacific Islander Females, Aged 16 Years

 CST90133 - Pop, Asian/PacIsl Females, 17 Yrs

Type	Numeric (Double)
CST90133	Population, Asian or Pacific Islander Females, Aged 17 Years

 TST90133 - Pop, Asian/PacIsl Females, 17 Yrs

Type	Numeric (Double)
TST90133	Population, Asian or Pacific Islander Females, Aged 17 Years

 BST90133 - Pop, Asian/PacIsl Females, 17 Yrs

Type	Numeric (Double)
BST90133	Population, Asian or Pacific Islander Females, Aged 17 Years

 CST90134 - Pop, Asian/PacIsl Females, 18 Yrs

Type	Numeric (Double)
CST90134	Population, Asian or Pacific Islander Females, Aged 18 Years

 TST90134 - Pop, Asian/PacIsl Females, 18 Yrs

Type	Numeric (Double)
TST90134	Population, Asian or Pacific Islander Females, Aged 18 Years

 BST90134 - Pop, Asian/PacIsl Females, 18 Yrs

Type	Numeric (Double)
BST90134	Population, Asian or Pacific Islander Females, Aged 18 Years

 CST90135 - Pop, Asian/PacIsl Females, 19 Yrs

Type	Numeric (Double)
CST90135	Population, Asian or Pacific Islander Females, Aged 19 Years

 TST90135 - Pop, Asian/PacIsl Females, 19 Yrs

Type	Numeric (Double)
TST90135	Population, Asian or Pacific Islander Females, Aged 19 Years

 BST90135 - Pop, Asian/PacIsl Females, 19 Yrs

Type	Numeric (Double)
BST90135	Population, Asian or Pacific Islander Females, Aged 19 Years

 CST90136 - Pop, Asian/PacIsl Females, 20 Yrs

Type	Numeric (Double)
CST90136	Population, Asian or Pacific Islander Females, Aged 20 Years

 TST90136 - Pop, Asian/PacIsl Females, 20 Yrs

Type	Numeric (Double)
TST90136	Population, Asian or Pacific Islander Females, Aged 20 Years

 BST90136 - Pop, Asian/PacIsl Females, 20 Yrs

Type	Numeric (Double)
BST90136	Population, Asian or Pacific Islander Females, Aged 20 Years

 CST90137 - Pop, Asian/PacIsl Females, 21 Yrs

Type	Numeric (Double)
CST90137	Population, Asian or Pacific Islander Females, Aged 21 Years

 TST90137 - Pop, Asian/PacIsl Females, 21 Yrs

Type	Numeric (Double)
TST90137	Population, Asian or Pacific Islander Females, Aged 21 Years

 BST90137 - Pop, Asian/PacIsl Females, 21 Yrs

Type	Numeric (Double)
BST90137	Population, Asian or Pacific Islander Females, Aged 21 Years

 CST90138 - Pop, Asian/PacIsl Females, 22-24 Yrs

Type	Numeric (Double)
CST90138	Population, Asian or Pacific Islander Females, 22 to 24 Years

 TST90138 - Pop, Asian/PacIsl Females, 22-24 Yrs

Type	Numeric (Double)
TST90138	Population, Asian or Pacific Islander Females, 22 to 24 Years

 BST90138 - Pop, Asian/PacIsl Females, 22-24 Yrs

Type	Numeric (Double)
BST90138	Population, Asian or Pacific Islander Females, 22 to 24 Years

 CST90139 - Pop, Asian/PacIsl Females, 25-29 Yrs

Type	Numeric (Double)
CST90139	Population, Asian or Pacific Islander Females, 25 to 29 Years

 TST90139 - Pop, Asian/PacIsl Females, 25-29 Yrs


Type	Numeric (Double)
TST90139	Population, Asian or Pacific Islander Females, 25 to 29 Years

 BST90139 - Pop, Asian/PacIsl Females, 25-29 Yrs


Type	Numeric (Double)
BST90139	Population, Asian or Pacific Islander Females, 25 to 29 Years

 CST90140 - Pop, Asian/PacIsl Females, 30-34 Yrs


Type	Numeric (Double)
CST90140	Population, Asian or Pacific Islander Females, 30 to 34 Years

 TST90140 - Pop, Asian/PacIsl Females, 30-34 Yrs


Type	Numeric (Double)
TST90140	Population, Asian or Pacific Islander Females, 30 to 34 Years

 BST90140 - Pop, Asian/PacIsl Females, 30-34 Yrs


Type	Numeric (Double)
BST90140	Population, Asian or Pacific Islander Females, 30 to 34 Years

 CST90141 - Pop, Asian/PacIsl Females, 35-39 Yrs


Type	Numeric (Double)
CST90141	Population, Asian or Pacific Islander Females, 35 to 39 Years

 TST90141 - Pop, Asian/PacIsl Females, 35-39 Yrs


Type	Numeric (Double)
TST90141	Population, Asian or Pacific Islander Females, 35 to 39 Years

 BST90141 - Pop, Asian/PacIsl Females, 35-39 Yrs


Type	Numeric (Double)
BST90141	Population, Asian or Pacific Islander Females, 35 to 39 Years

 CST90142 - Pop, Asian/PacIsl Females, 40-44 Yrs


Type	Numeric (Double)
CST90142	Population, Asian or Pacific Islander Females, 40 to 44 Years

 TST90142 - Pop, Asian/PacIsl Females, 40-44 Yrs

Type	Numeric (Double)
TST90142	Population, Asian or Pacific Islander Females, 40 to 44 Years

 BST90142 - Pop, Asian/PacIsl Females, 40-44 Yrs

Type	Numeric (Double)
BST90142	Population, Asian or Pacific Islander Females, 40 to 44 Years

 CST90143 - Pop, Asian/PacIsl Females, 45-49 Yrs

Type	Numeric (Double)
CST90143	Population, Asian or Pacific Islander Females, 45 to 49 Years

 TST90143 - Pop, Asian/PacIsl Females, 45-49 Yrs

Type	Numeric (Double)
TST90143	Population, Asian or Pacific Islander Females, 45 to 49 Years

 BST90143 - Pop, Asian/PacIsl Females, 45-49 Yrs

Type	Numeric (Double)
BST90143	Population, Asian or Pacific Islander Females, 45 to 49 Years

 CST90144 - Pop, Asian/PacIsl Females, 50-59 Yrs

Type	Numeric (Double)
CST90144	Population, Asian or Pacific Islander Females, 50 to 59 Years

 TST90144 - Pop, Asian/PacIsl Females, 50-59 Yrs

Type	Numeric (Double)
TST90144	Population, Asian or Pacific Islander Females, 50 to 59 Years

 BST90144 - Pop, Asian/PacIsl Females, 50-59 Yrs

Type	Numeric (Double)
BST90144	Population, Asian or Pacific Islander Females, 50 to 59 Years

 CST90145 - Pop, Asian/PacIsl Females, 60-69 Yrs

Type	Numeric (Double)
CST90145	Population, Asian or Pacific Islander Females, 60 to 69 Years

 TST90145 - Pop, Asian/PacIsl Females, 60-69 Yrs

Type	Numeric (Double)
TST90145	Population, Asian or Pacific Islander Females, 60 to 69 Years

 BST90145 - Pop, Asian/PacIsl Females, 60-69 Yrs


Type	Numeric (Double)
BST90145	Population, Asian or Pacific Islander Females, 60 to 69 Years

 CST90146 - Pop, Asian/PacIsl Females, 70 + Yrs

Type	Numeric (Double)
CST90146	Population, Asian or Pacific Islander Females, 70+ Years

 TST90146 - Pop, Asian/PacIsl Females, 70 + Yrs


Type	Numeric (Double)
TST90146	Population, Asian or Pacific Islander Females, 70+ Years

 BST90146 - Pop, Asian/PacIsl Females, 70 + Yrs

Type	Numeric (Double)
BST90146	Population, Asian or Pacific Islander Females, 70+ Years

 CST90147 - Pop, Other Males, Under 1 Year


Type	Numeric (Double)
CST90147	Population, Other Males, Under 1 Year

 TST90147 - Pop, Other Males, Under 1 Year


Type	Numeric (Double)
TST90147	Population, Other Males, Under 1 Year

 BST90147 - Pop, Other Males, Under 1 Year


Type	Numeric (Double)
BST90147	Population, Other Males, Under 1 Year

 CST90148 - Pop, Other Males, 1-4 Yrs

Type	Numeric (Double)
CST90148	Population, Other Males, 1 to 4 Years

 TST90148 - Pop, Other Males, 1-4 Yrs


Type	Numeric (Double)
TST90148	Population, Other Males, 1 to 4 Years

 BST90148 - Pop, Other Males, 1-4 Yrs


Type	Numeric (Double)
BST90148	Population, Other Males, 1 to 4 Years

 CST90149 - Pop, Other Males, 5-9 Yrs

Type	Numeric (Double)
CST90149	Population, Other Males, 5 to 9 Years

 TST90149 - Pop, Other Males, 5-9 Yrs

Type	Numeric (Double)
TST90149	Population, Other Males, 5 to 9 Years

 BST90149 - Pop, Other Males, 5-9 Yrs


Type	Numeric (Double)
BST90149	Population, Other Males, 5 to 9 Years

 CST90150 - Pop, Other Males, 10-11 Yrs


Type	Numeric (Double)
CST90150	Population, Other Males, 10 to 11 Years

 TST90150 - Pop, Other Males, 10-11 Yrs

Type	Numeric (Double)
TST90150	Population, Other Males, 10 to 11 Years

 BST90150 - Pop, Other Males, 10-11 Yrs


Type	Numeric (Double)
BST90150	Population, Other Males, 10 to 11 Years

 CST90151 - Pop, Other Males, 12-13 Yrs

Type	Numeric (Double)
CST90151	Population, Other Males, 12 to 13 Years

 TST90151 - Pop, Other Males, 12-13 Yrs

Type	Numeric (Double)
TST90151	Population, Other Males, 12 to 13 Years

 BST90151 - Pop, Other Males, 12-13 Yrs

Type	Numeric (Double)
BST90151	Population, Other Males, 12 to 13 Years

 CST90152 - Pop, Other Males, 14 Yrs

Type	Numeric (Double)
CST90152	Population, Other Males, Aged 14 Years

 TST90152 - Pop, Other Males, 14 Yrs


Type	Numeric (Double)
TST90152	Population, Other Males, Aged 14 Years

 BST90152 - Pop, Other Males, 14 Yrs


Type	Numeric (Double)
BST90152	Population, Other Males, Aged 14 Years

 CST90153 - Pop, Other Males, 15 Yrs


Type	Numeric (Double)
CST90153	Population, Other Males, Aged 15 Years

 TST90153 - Pop, Other Males, 15 Yrs


Type	Numeric (Double)
TST90153	Population, Other Males, Aged 15 Years

 BST90153 - Pop, Other Males, 15 Yrs


Type	Numeric (Double)
BST90153	Population, Other Males, Aged 15 Years

 CST90154 - Pop, Other Males, 16 Yrs


Type	Numeric (Double)
CST90154	Population, Other Males, Aged 16 Years

 TST90154 - Pop, Other Males, 16 Yrs


Type	Numeric (Double)
TST90154	Population, Other Males, Aged 16 Years

 BST90154 - Pop, Other Males, 16 Yrs


Type	Numeric (Double)
BST90154	Population, Other Males, Aged 16 Years

 CST90155 - Pop, Other Males, 17 Yrs

Type	Numeric (Double)
CST90155	Population, Other Males, Aged 17 Years

 TST90155 - Pop, Other Males, 17 Yrs


Type	Numeric (Double)
TST90155	Population, Other Males, Aged 17 Years

 BST90155 - Pop, Other Males, 17 Yrs

Type	Numeric (Double)
BST90155	Population, Other Males, Aged 17 Years

 CST90156 - Pop, Other Males, 18 Yrs


Type	Numeric (Double)
CST90156	Population, Other Males, Aged 18 Years

 TST90156 - Pop, Other Males, 18 Yrs

Type	Numeric (Double)
TST90156	Population, Other Males, Aged 18 Years

 BST90156 - Pop, Other Males, 18 Yrs

Type	Numeric (Double)
BST90156	Population, Other Males, Aged 18 Years

 CST90157 - Pop, Other Males, 19 Yrs


Type	Numeric (Double)
CST90157	Population, Other Males, Aged 19 Years

 TST90157 - Pop, Other Males, 19 Yrs


Type	Numeric (Double)
TST90157	Population, Other Males, Aged 19 Years

 BST90157 - Pop, Other Males, 19 Yrs

Type	Numeric (Double)
BST90157	Population, Other Males, Aged 19 Years

 CST90158 - Pop, Other Males, 20 Yrs

Type	Numeric (Double)
CST90158	Population, Other Males, Aged 20 Years

 TST90158 - Pop, Other Males, 20 Yrs

Type	Numeric (Double)
TST90158	Population, Other Males, Aged 20 Years

 BST90158 - Pop, Other Males, 20 Yrs


Type	Numeric (Double)
BST90158	Population, Other Males, Aged 20 Years

 CST90159 - Pop, Other Males, 21 Yrs


Type	Numeric (Double)
CST90159	Population, Other Males, Aged 21 Years

 TST90159 - Pop, Other Males, 21 Yrs


Type	Numeric (Double)
TST90159	Population, Other Males, Aged 21 Years

 BST90159 - Pop, Other Males, 21 Yrs


Type	Numeric (Double)
BST90159	Population, Other Males, Aged 21 Years

 CST90160 - Pop, Other Males, 22-24 Yrs


Type	Numeric (Double)
CST90160	Population, Other Males, 22 to 24 Years

 TST90160 - Pop, Other Males, 22-24 Yrs


Type	Numeric (Double)
TST90160	Population, Other Males, 22 to 24 Years

 BST90160 - Pop, Other Males, 22-24 Yrs

Type	Numeric (Double)
BST90160	Population, Other Males, 22 to 24 Years

 CST90161 - Pop, Other Males, 25-29 Yrs


Type	Numeric (Double)
CST90161	Population, Other Males, 25 to 29 Years

 TST90161 - Pop, Other Males, 25-29 Yrs


Type	Numeric (Double)
TST90161	Population, Other Males, 25 to 29 Years

 BST90161 - Pop, Other Males, 25-29 Yrs

Type	Numeric (Double)
BST90161	Population, Other Males, 25 to 29 Years

 CST90162 - Pop, Other Males, 30-34 Yrs

Type	Numeric (Double)
CST90162	Population, Other Males, 30 to 34 Years

 TST90162 - Pop, Other Males, 30-34 Yrs

Type	Numeric (Double)
TST90162	Population, Other Males, 30 to 34 Years

 BST90162 - Pop, Other Males, 30-34 Yrs

Type	Numeric (Double)
BST90162	Population, Other Males, 30 to 34 Years

 CST90163 - Pop, Other Males, 35-39 Yrs


Type	Numeric (Double)
CST90163	Population, Other Males, 35 to 39 Years

 TST90163 - Pop, Other Males, 35-39 Yrs

Type	Numeric (Double)
TST90163	Population, Other Males, 35 to 39 Years

 BST90163 - Pop, Other Males, 35-39 Yrs


Type	Numeric (Double)
BST90163	Population, Other Males, 35 to 39 Years

 CST90164 - Pop, Other Males, 40-44 Yrs

Type	Numeric (Double)
CST90164	Population, Other Males, 40 to 44 Years

 TST90164 - Pop, Other Males, 40-44 Yrs

Type	Numeric (Double)
TST90164	Population, Other Males, 40 to 44 Years

 BST90164 - Pop, Other Males, 40-44 Yrs

Type	Numeric (Double)
BST90164	Population, Other Males, 40 to 44 Years

 CST90165 - Pop, Other Males, 45-49 Yrs


Type	Numeric (Double)
CST90165	Population, Other Males, 45 to 49 Years

 TST90165 - Pop, Other Males, 45-49 Yrs


Type	Numeric (Double)
TST90165	Population, Other Males, 45 to 49 Years

 BST90165 - Pop, Other Males, 45-49 Yrs


Type	Numeric (Double)
BST90165	Population, Other Males, 45 to 49 Years

 CST90166 - Pop, Other Males, 50-59 Yrs


Type	Numeric (Double)
CST90166	Population, Other Males, 50 to 59 Years

 TST90166 - Pop, Other Males, 50-59 Yrs


Type	Numeric (Double)
TST90166	Population, Other Males, 50 to 59 Years

 BST90166 - Pop, Other Males, 50-59 Yrs


Type	Numeric (Double)
BST90166	Population, Other Males, 50 to 59 Years

 CST90167 - Pop, Other Males, 60-69 Yrs

Type	Numeric (Double)
CST90167	Population, Other Males, 60 to 69 Years

 TST90167 - Pop, Other Males, 60-69 Yrs


Type	Numeric (Double)
TST90167	Population, Other Males, 60 to 69 Years

 BST90167 - Pop, Other Males, 60-69 Yrs


Type	Numeric (Double)
BST90167	Population, Other Males, 60 to 69 Years

 CST90168 - Pop, Other Males, 70 + Yrs

Type	Numeric (Double)
CST90168	Population, Other Males, 70+ Years

 TST90168 - Pop, Other Males, 70 + Yrs

Type	Numeric (Double)
TST90168	Population, Other Males, 70+ Years

 BST90168 - Pop, Other Males, 70 + Yrs

Type	Numeric (Double)
BST90168	Population, Other Males, 70+ Years

 CST90169 - Pop, Other Females, Under 1 Year


Type	Numeric (Double)
CST90169	Population, Other Females, Under 1 Year

 TST90169 - Pop, Other Females, Under 1 Year


Type	Numeric (Double)
TST90169	Population, Other Females, Under 1 Year

 BST90169 - Pop, Other Females, Under 1 Year


Type	Numeric (Double)
BST90169	Population, Other Females, Under 1 Year

 CST90170 - Pop, Other Females, 1-4 Yrs


Type	Numeric (Double)
CST90170	Population, Other Females, 1 to 4 Years

 TST90170 - Pop, Other Females, 1-4 Yrs


Type	Numeric (Double)
TST90170	Population, Other Females, 1 to 4 Years

 BST90170 - Pop, Other Females, 1-4 Yrs

Type	Numeric (Double)
BST90170	Population, Other Females, 1 to 4 Years

 CST90171 - Pop, Other Females, 5-9 Yrs

Type	Numeric (Double)
CST90171	Population, Other Females, 5 to 9 Years

 TST90171 - Pop, Other Females, 5-9 Yrs


Type	Numeric (Double)
TST90171	Population, Other Females, 5 to 9 Years

 BST90171 - Pop, Other Females, 5-9 Yrs


Type	Numeric (Double)
BST90171	Population, Other Females, 5 to 9 Years

 CST90172 - Pop, Other Females, 10-11 Yrs


Type	Numeric (Double)
CST90172	Population, Other Females, 10 to 11 Years

 TST90172 - Pop, Other Females, 10-11 Yrs


Type	Numeric (Double)
TST90172	Population, Other Females, 10 to 11 Years

 BST90172 - Pop, Other Females, 10-11 Yrs


Type	Numeric (Double)
BST90172	Population, Other Females, 10 to 11 Years

 CST90173 - Pop, Other Females, 12-13 Yrs


Type	Numeric (Double)
CST90173	Population, Other Females, 12 to 13 Years

 TST90173 - Pop, Other Females, 12-13 Yrs

Type	Numeric (Double)
TST90173	Population, Other Females, 12 to 13 Years

 BST90173 - Pop, Other Females, 12-13 Yrs


Type	Numeric (Double)
BST90173	Population, Other Females, 12 to 13 Years

 CST90174 - Pop, Other Females, 14 Yrs


Type	Numeric (Double)
CST90174	Population, Other Females, Aged 14 Years

 TST90174 - Pop, Other Females, 14 Yrs


Type	Numeric (Double)
TST90174	Population, Other Females, Aged 14 Years

 BST90174 - Pop, Other Females, 14 Yrs


Type	Numeric (Double)
BST90174	Population, Other Females, Aged 14 Years

 CST90175 - Pop, Other Females, 15 Yrs


Type	Numeric (Double)
CST90175	Population, Other Females, Aged 15 Years

 TST90175 - Pop, Other Females, 15 Yrs


Type	Numeric (Double)
TST90175	Population, Other Females, Aged 15 Years

 BST90175 - Pop, Other Females, 15 Yrs


Type	Numeric (Double)
BST90175	Population, Other Females, Aged 15 Years

 CST90176 - Pop, Other Females, 16 Yrs


Type	Numeric (Double)
CST90176	Population, Other Females, Aged 16 Years

 TST90176 - Pop, Other Females, 16 Yrs


Type	Numeric (Double)
TST90176	Population, Other Females, Aged 16 Years

 BST90176 - Pop, Other Females, 16 Yrs


Type	Numeric (Double)
BST90176	Population, Other Females, Aged 16 Years

 CST90177 - Pop, Other Females, 17 Yrs

Type	Numeric (Double)
CST90177	Population, Other Females, Aged 17 Years

 TST90177 - Pop, Other Females, 17 Yrs

Type	Numeric (Double)
TST90177	Population, Other Females, Aged 17 Years

 BST90177 - Pop, Other Females, 17 Yrs


Type	Numeric (Double)
BST90177	Population, Other Females, Aged 17 Years

 CST90178 - Pop, Other Females, 18 Yrs


Type	Numeric (Double)
CST90178	Population, Other Females, Aged 18 Years

 TST90178 - Pop, Other Females, 18 Yrs


Type	Numeric (Double)
TST90178	Population, Other Females, Aged 18 Years

 BST90178 - Pop, Other Females, 18 Yrs


Type	Numeric (Double)
BST90178	Population, Other Females, Aged 18 Years

 CST90179 - Pop, Other Females, 19 Yrs


Type	Numeric (Double)
CST90179	Population, Other Females, Aged 19 Years

 TST90179 - Pop, Other Females, 19 Yrs


Type	Numeric (Double)
TST90179	Population, Other Females, Aged 19 Years

 BST90179 - Pop, Other Females, 19 Yrs

Type	Numeric (Double)
BST90179	Population, Other Females, Aged 19 Years

 CST90180 - Pop, Other Females, 20 Yrs


Type	Numeric (Double)
CST90180	Population, Other Females, Aged 20 Years

 TST90180 - Pop, Other Females, 20 Yrs


Type	Numeric (Double)
TST90180	Population, Other Females, Aged 20 Years

 BST90180 - Pop, Other Females, 20 Yrs


Type	Numeric (Double)
BST90180	Population, Other Females, Aged 20 Years

 CST90181 - Pop, Other Females, 21 Yrs

Type	Numeric (Double)
CST90181	Population, Other Females, Aged 21 Years

 TST90181 - Pop, Other Females, 21 Yrs

Type	Numeric (Double)
TST90181	Population, Other Females, Aged 21 Years

 BST90181 - Pop, Other Females, 21 Yrs

Type	Numeric (Double)
BST90181	Population, Other Females, Aged 21 Years

 CST90182 - Pop, Other Females, 22-24 Yrs


Type	Numeric (Double)
CST90182	Population, Other Females, 22 to 24 Years

 TST90182 - Pop, Other Females, 22-24 Yrs


Type	Numeric (Double)
TST90182	Population, Other Females, 22 to 24 Years

 BST90182 - Pop, Other Females, 22-24 Yrs


Type	Numeric (Double)
BST90182	Population, Other Females, 22 to 24 Years

 CST90183 - Pop, Other Females, 25-29 Yrs

Type	Numeric (Double)
CST90183	Population, Other Females, 25 to 29 Years

 TST90183 - Pop, Other Females, 25-29 Yrs

Type	Numeric (Double)
TST90183	Population, Other Females, 25 to 29 Years

 BST90183 - Pop, Other Females, 25-29 Yrs

Type	Numeric (Double)
BST90183	Population, Other Females, 25 to 29 Years

 CST90184 - Pop, Other Females, 30-34 Yrs


Type	Numeric (Double)
CST90184	Population, Other Females, 30 to 34 Years

 TST90184 - Pop, Other Females, 30-34 Yrs


Type	Numeric (Double)
TST90184	Population, Other Females, 30 to 34 Years

 BST90184 - Pop, Other Females, 30-34 Yrs


Type	Numeric (Double)
BST90184	Population, Other Females, 30 to 34 Years

 CST90185 - Pop, Other Females, 35-39 Yrs


Type	Numeric (Double)
CST90185	Population, Other Females, 35 to 39 Years

 TST90185 - Pop, Other Females, 35-39 Yrs


Type	Numeric (Double)
TST90185	Population, Other Females, 35 to 39 Years

 BST90185 - Pop, Other Females, 35-39 Yrs


Type	Numeric (Double)
BST90185	Population, Other Females, 35 to 39 Years

 CST90186 - Pop, Other Females, 40-44 Yrs

Type	Numeric (Double)
CST90186	Population, Other Females, 40 to 44 Years

 TST90186 - Pop, Other Females, 40-44 Yrs


Type	Numeric (Double)
TST90186	Population, Other Females, 40 to 44 Years

 BST90186 - Pop, Other Females, 40-44 Yrs


Type	Numeric (Double)
BST90186	Population, Other Females, 40 to 44 Years

 CST90187 - Pop, Other Females, 45-49 Yrs

Type	Numeric (Double)
CST90187	Population, Other Females, 45 to 49 Years

 TST90187 - Pop, Other Females, 45-49 Yrs

Type	Numeric (Double)
TST90187	Population, Other Females, 45 to 49 Years

 BST90187 - Pop, Other Females, 45-49 Yrs


Type	Numeric (Double)
BST90187	Population, Other Females, 45 to 49 Years

 CST90188 - Pop, Other Females, 50-59 Yrs


Type	Numeric (Double)
CST90188	Population, Other Females, 50 to 59 Years

 TST90188 - Pop, Other Females, 50-59 Yrs


Type	Numeric (Double)
TST90188	Population, Other Females, 50 to 59 Years

 BST90188 - Pop, Other Females, 50-59 Yrs

Type	Numeric (Double)
BST90188	Population, Other Females, 50 to 59 Years

 CST90189 - Pop, Other Females, 60-69 Yrs

Type	Numeric (Double)
CST90189	Population, Other Females, 60 to 69 Years

 TST90189 - Pop, Other Females, 60-69 Yrs

Type	Numeric (Double)
TST90189	Population, Other Females, 60 to 69 Years

 BST90189 - Pop, Other Females, 60-69 Yrs


Type	Numeric (Double)
BST90189	Population, Other Females, 60 to 69 Years

 CST90190 - Pop, Other Females, 70 + Yrs

Type	Numeric (Double)
CST90190	Population, Other Females, 70+ Years

 TST90190 - Pop, Other Females, 70 + Yrs


Type	Numeric (Double)
TST90190	Population, Other Females, 70+ Years

 BST90190 - Pop, Other Females, 70 + Yrs


Type	Numeric (Double)
BST90190	Population, Other Females, 70+ Years




Type	Numeric (Double)
CST90191	Median Age




Type	Numeric (Double)
TST90191	Median Age




Type	Numeric (Double)
BST90191	Median Age




Type	Numeric (Double)
CST90192	White Male Median Age



Type	Numeric (Double)
TST90192	White Male Median Age




Type	Numeric (Double)
BST90192	White Male Median Age



Type	Numeric (Double)
CST90193	White Female Median Age



Type	Numeric (Double)
TST90193	White Female Median Age



Type	Numeric (Double)
BST90193	White Female Median Age

 CST90194 - Median Age, Black Male

Type	Numeric (Double)
CST90194	Black Male Median Age

 TST90194 - Median Age, Black Male

Type	Numeric (Double)
TST90194	Black Male Median Age

 BST90194 - Median Age, Black Male

Type	Numeric (Double)
BST90194	Black Male Median Age

 CST90195 - Median Age, Black Female

Type	Numeric (Double)
CST90195	Black Female Median Age

 TST90195 - Median Age, Black Female

Type	Numeric (Double)
TST90195	Black Female Median Age

 BST90195 - Median Age, Black Female

Type	Numeric (Double)
BST90195	Black Female Median Age

 CST90196 - Median Age, Asian/PacIs Male

Type	Numeric (Double)
CST90196	Asian or Pacific Islander Male Median Age

 TST90196 - Median Age, Asian/PacIs Male

Type	Numeric (Double)
TST90196	Asian or Pacific Islander Male Median Age

 BST90196 - Median Age, Asian/PacIs Male

Type	Numeric (Double)
BST90196	Asian or Pacific Islander Male Median Age

 CST90197 - Median Age, Asian/PacIs Female


Type	Numeric (Double)
CST90197	Asian or Pacific Islander Female Median Age

 TST90197 - Median Age, Asian/PacIs Female


Type	Numeric (Double)
TST90197	Asian or Pacific Islander Female Median Age

 BST90197 - Median Age, Asian/PacIs Female


Type	Numeric (Double)
BST90197	Asian or Pacific Islander Female Median Age

 CST90198 - Median Age, Other Male


Type	Numeric (Double)
CST90198	Other Male Median Age

 TST90198 - Median Age, Other Male


Type	Numeric (Double)
TST90198	Other Male Median Age

 BST90198 - Median Age, Other Male

Type	Numeric (Double)
BST90198	Other Male Median Age

 CST90199 - Median Age, Other Female


Type	Numeric (Double)
CST90199	Other Female Median Age

 TST90199 - Median Age, Other Female

Type	Numeric (Double)
TST90199	Other Female Median Age

 BST90199 - Median Age, Other Female

Type	Numeric (Double)
BST90199	Other Female Median Age

 CST90200 - Std Dev in Age

Type	Numeric (Double)
CST90200	Standard Deviation in Age Distribution

 TST90200 - Std Dev in Age

Type	Numeric (Double)
TST90200	Standard Deviation in Age Distribution

 BST90200 - Std Dev in Age

Type	Numeric (Double)
BST90200	Standard Deviation in Age Distribution

 CST90201 - Std Dev in Age, White Male

Type	Numeric (Double)
CST90201	Standard Deviation in Age Distribution, White Male

 TST90201 - Std Dev in Age, White Male


Type	Numeric (Double)
TST90201	Standard Deviation in Age Distribution, White Male

 BST90201 - Std Dev in Age, White Male

Type	Numeric (Double)
BST90201	Standard Deviation in Age Distribution, White Male

 CST90202 - Std Dev in Age, White Female

Type	Numeric (Double)
CST90202	Standard Deviation in Age Distribution, White Female

 TST90202 - Std Dev in Age, White Female

Type	Numeric (Double)
TST90202	Standard Deviation in Age Distribution, White Female

 BST90202 - Std Dev in Age, White Female

Type	Numeric (Double)
BST90202	Standard Deviation in Age Distribution, White Female

 CST90203 - Std Dev in Age, Black Male


Type	Numeric (Double)
CST90203	Standard Deviation in Age Distribution, Black Male

 TST90203 - Std Dev in Age, Black Male


Type	Numeric (Double)
TST90203	Standard Deviation in Age Distribution, Black Male

 BST90203 - Std Dev in Age, Black Male


Type	Numeric (Double)
BST90203	Standard Deviation in Age Distribution, Black Male

 CST90204 - Std Dev in Age, Black Female


Type	Numeric (Double)
CST90204	Standard Deviation in Age Distribution, Black Female

 TST90204 - Std Dev in Age, Black Female

Type	Numeric (Double)
TST90204	Standard Deviation in Age Distribution, Black Female

 BST90204 - Std Dev in Age, Black Female


Type	Numeric (Double)
BST90204	Standard Deviation in Age Distribution, Black Female

 CST90205 - Std Dev in Age, Asian/PacIs Male


Type	Numeric (Double)
CST90205	Standard Deviation in Age Distribution, Asian or Pacific Islander Male

 TST90205 - Std Dev in Age, Asian/PacIs Male


Type	Numeric (Double)
TST90205	Standard Deviation in Age Distribution, Asian or Pacific Islander Male

 BST90205 - Std Dev in Age, Asian/PacIs Male

Type	Numeric (Double)
BST90205	Standard Deviation in Age Distribution, Asian or Pacific Islander Male

 CST90206 - Std Dev in Age, Asian/PacIs Female

Type	Numeric (Double)
CST90206	Standard Deviation in Age Distribution, Asian or Pacific Islander Female

 TST90206 - Std Dev in Age, Asian/PacIs Female

Type	Numeric (Double)
TST90206	Standard Deviation in Age Distribution, Asian or Pacific Islander Female

 BST90206 - Std Dev in Age, Asian/PacIs Female

Type	Numeric (Double)
BST90206	Standard Deviation in Age Distribution, Asian or Pacific Islander Female

 CST90207 - Std Dev in Age, Other Male

Type	Numeric (Double)
CST90207	Standard Deviation in Age Distribution, Other Male

 TST90207 - Std Dev in Age, Other Male

Type	Numeric (Double)
TST90207	Standard Deviation in Age Distribution, Other Male

 BST90207 - Std Dev in Age, Other Male

Type	Numeric (Double)
BST90207	Standard Deviation in Age Distribution, Other Male

 CST90208 - Std Dev in Age, Other Female

Type	Numeric (Double)
CST90208	Standard Deviation in Age Distribution, Other Female

 TST90208 - Std Dev in Age, Other Female

Type	Numeric (Double)
TST90208	Standard Deviation in Age Distribution, Other Female

 BST90208 - Std Dev in Age, Other Female

Type	Numeric (Double)
BST90208	Standard Deviation in Age Distribution, Other Female

 CST90209 - Pop, Hispanic Males, Under 1 Year

Type	Numeric (Double)
CST90209	Population, Hispanic Males, Under 1 Year

 TST90209 - Pop, Hispanic Males, Under 1 Year


Type	Numeric (Double)
TST90209	Population, Hispanic Males, Under 1 Year

 BST90209 - Pop, Hispanic Males, Under 1 Year


Type	Numeric (Double)
BST90209	Population, Hispanic Males, Under 1 Year

 CST90210 - Pop, Hispanic Males, 1-4 Yrs


Type	Numeric (Double)
CST90210	Population, Hispanic Males, 1 to 4 Years

 TST90210 - Pop, Hispanic Males, 1-4 Yrs


Type	Numeric (Double)
TST90210	Population, Hispanic Males, 1 to 4 Years

 BST90210 - Pop, Hispanic Males, 1-4 Yrs


Type	Numeric (Double)
BST90210	Population, Hispanic Males, 1 to 4 Years

 CST90211 - Pop, Hispanic Males, 5-9 Yrs


Type	Numeric (Double)
CST90211	Population, Hispanic Males, 5 to 9 Years

 TST90211 - Pop, Hispanic Males, 5-9 Yrs

Type	Numeric (Double)
TST90211	Population, Hispanic Males, 5 to 9 Years

 BST90211 - Pop, Hispanic Males, 5-9 Yrs


Type	Numeric (Double)
BST90211	Population, Hispanic Males, 5 to 9 Years

 CST90212 - Pop, Hispanic Males, 10-11 Yrs

Type	Numeric (Double)
CST90212	Population, Hispanic Males, 10 to 11 Years

 TST90212 - Pop, Hispanic Males, 10-11 Yrs

Type	Numeric (Double)
TST90212	Population, Hispanic Males, 10 to 11 Years

 BST90212 - Pop, Hispanic Males, 10-11 Yrs

Type	Numeric (Double)
BST90212	Population, Hispanic Males, 10 to 11 Years

 CST90213 - Pop, Hispanic Males, 12-13 Yrs

Type	Numeric (Double)
CST90213	Population, Hispanic Males, 12 to 13 Years

 TST90213 - Pop, Hispanic Males, 12-13 Yrs


Type	Numeric (Double)
TST90213	Population, Hispanic Males, 12 to 13 Years

 BST90213 - Pop, Hispanic Males, 12-13 Yrs

Type	Numeric (Double)
BST90213	Population, Hispanic Males, 12 to 13 Years

 CST90214 - Pop, Hispanic Males, 14 Yrs

Type	Numeric (Double)
CST90214	Population, Hispanic Males, Aged 14 Years

 TST90214 - Pop, Hispanic Males, 14 Yrs

Type	Numeric (Double)
TST90214	Population, Hispanic Males, Aged 14 Years

 BST90214 - Pop, Hispanic Males, 14 Yrs

Type	Numeric (Double)
BST90214	Population, Hispanic Males, Aged 14 Years

 CST90215 - Pop, Hispanic Males, 15 Yrs

Type	Numeric (Double)
CST90215	Population, Hispanic Males, Aged 15 Years

 TST90215 - Pop, Hispanic Males, 15 Yrs

Type	Numeric (Double)
TST90215	Population, Hispanic Males, Aged 15 Years

 BST90215 - Pop, Hispanic Males, 15 Yrs


Type	Numeric (Double)
BST90215	Population, Hispanic Males, Aged 15 Years

 CST90216 - Pop, Hispanic Males, 16 Yrs


Type	Numeric (Double)
CST90216	Population, Hispanic Males, Aged 16 Years

 TST90216 - Pop, Hispanic Males, 16 Yrs


Type	Numeric (Double)
TST90216	Population, Hispanic Males, Aged 16 Years

 BST90216 - Pop, Hispanic Males, 16 Yrs


Type	Numeric (Double)
BST90216	Population, Hispanic Males, Aged 16 Years

 CST90217 - Pop, Hispanic Males, 17 Yrs


Type	Numeric (Double)
CST90217	Population, Hispanic Males, Aged 17 Years

 TST90217 - Pop, Hispanic Males, 17 Yrs


Type	Numeric (Double)
TST90217	Population, Hispanic Males, Aged 17 Years

 BST90217 - Pop, Hispanic Males, 17 Yrs

Type	Numeric (Double)
BST90217	Population, Hispanic Males, Aged 17 Years

 CST90218 - Pop, Hispanic Males, 18 Yrs


Type	Numeric (Double)
CST90218	Population, Hispanic Males, Aged 18 Years

 TST90218 - Pop, Hispanic Males, 18 Yrs


Type	Numeric (Double)
TST90218	Population, Hispanic Males, Aged 18 Years

 BST90218 - Pop, Hispanic Males, 18 Yrs


Type	Numeric (Double)
BST90218	Population, Hispanic Males, Aged 18 Years

 CST90219 - Pop, Hispanic Males, 19 Yrs


Type	Numeric (Double)
CST90219	Population, Hispanic Males, Aged 19 Years

 TST90219 - Pop, Hispanic Males, 19 Yrs

Type	Numeric (Double)
TST90219	Population, Hispanic Males, Aged 19 Years

 BST90219 - Pop, Hispanic Males, 19 Yrs

Type	Numeric (Double)
BST90219	Population, Hispanic Males, Aged 19 Years

 CST90220 - Pop, Hispanic Males, 20 Yrs

Type	Numeric (Double)
CST90220	Population, Hispanic Males, Aged 20 Years

 TST90220 - Pop, Hispanic Males, 20 Yrs

Type	Numeric (Double)
TST90220	Population, Hispanic Males, Aged 20 Years

 BST90220 - Pop, Hispanic Males, 20 Yrs

Type	Numeric (Double)
BST90220	Population, Hispanic Males, Aged 20 Years

 CST90221 - Pop, Hispanic Males, 21 Yrs

Type	Numeric (Double)
CST90221	Population, Hispanic Males, Aged 21 Years

 TST90221 - Pop, Hispanic Males, 21 Yrs

Type	Numeric (Double)
TST90221	Population, Hispanic Males, Aged 21 Years

 BST90221 - Pop, Hispanic Males, 21 Yrs

Type	Numeric (Double)
BST90221	Population, Hispanic Males, Aged 21 Years

 CST90222 - Pop, Hispanic Males, 22-24 Yrs

Type	Numeric (Double)
CST90222	Population, Hispanic Males, 22 to 24 Years

 TST90222 - Pop, Hispanic Males, 22-24 Yrs


Type	Numeric (Double)
TST90222	Population, Hispanic Males, 22 to 24 Years

 BST90222 - Pop, Hispanic Males, 22-24 Yrs


Type	Numeric (Double)
BST90222	Population, Hispanic Males, 22 to 24 Years

 CST90223 - Pop, Hispanic Males, 25-29 Yrs


Type	Numeric (Double)
CST90223	Population, Hispanic Males, 25 to 29 Years

 TST90223 - Pop, Hispanic Males, 25-29 Yrs


Type	Numeric (Double)
TST90223	Population, Hispanic Males, 25 to 29 Years

 BST90223 - Pop, Hispanic Males, 25-29 Yrs


Type	Numeric (Double)
BST90223	Population, Hispanic Males, 25 to 29 Years

 CST90224 - Pop, Hispanic Males, 30-34 Yrs

Type	Numeric (Double)
CST90224	Population, Hispanic Males, 30 to 34 Years

 TST90224 - Pop, Hispanic Males, 30-34 Yrs


Type	Numeric (Double)
TST90224	Population, Hispanic Males, 30 to 34 Years

 BST90224 - Pop, Hispanic Males, 30-34 Yrs

Type	Numeric (Double)
BST90224	Population, Hispanic Males, 30 to 34 Years

 CST90225 - Pop, Hispanic Males, 35-39 Yrs

Type	Numeric (Double)
CST90225	Population, Hispanic Males, 35 to 39 Years

 TST90225 - Pop, Hispanic Males, 35-39 Yrs

Type	Numeric (Double)
TST90225	Population, Hispanic Males, 35 to 39 Years

 BST90225 - Pop, Hispanic Males, 35-39 Yrs

Type	Numeric (Double)
BST90225	Population, Hispanic Males, 35 to 39 Years

 CST90226 - Pop, Hispanic Males, 40-44 Yrs

Type	Numeric (Double)
CST90226	Population, Hispanic Males, 40 to 44 Years

 TST90226 - Pop, Hispanic Males, 40-44 Yrs

Type	Numeric (Double)
TST90226	Population, Hispanic Males, 40 to 44 Years

 BST90226 - Pop, Hispanic Males, 40-44 Yrs

Type	Numeric (Double)
BST90226	Population, Hispanic Males, 40 to 44 Years

 CST90227 - Pop, Hispanic Males, 45-49 Yrs

Type	Numeric (Double)
CST90227	Population, Hispanic Males, 45 to 49 Years

 TST90227 - Pop, Hispanic Males, 45-49 Yrs

Type	Numeric (Double)
TST90227	Population, Hispanic Males, 45 to 49 Years

 BST90227 - Pop, Hispanic Males, 45-49 Yrs

Type	Numeric (Double)
BST90227	Population, Hispanic Males, 45 to 49 Years

 CST90228 - Pop, Hispanic Males, 50-59 Yrs

Type	Numeric (Double)
CST90228	Population, Hispanic Males, 50 to 59 Years

 TST90228 - Pop, Hispanic Males, 50-59 Yrs


Type	Numeric (Double)
TST90228	Population, Hispanic Males, 50 to 59 Years

 BST90228 - Pop, Hispanic Males, 50-59 Yrs

Type	Numeric (Double)
BST90228	Population, Hispanic Males, 50 to 59 Years

 CST90229 - Pop, Hispanic Males, 60-69 Yrs


Type	Numeric (Double)
CST90229	Population, Hispanic Males, 60 to 69 Years

 TST90229 - Pop, Hispanic Males, 60-69 Yrs


Type	Numeric (Double)
TST90229	Population, Hispanic Males, 60 to 69 Years

 BST90229 - Pop, Hispanic Males, 60-69 Yrs


Type	Numeric (Double)
BST90229	Population, Hispanic Males, 60 to 69 Years

 CST90230 - Pop, Hispanic Males, 70 + Yrs


Type	Numeric (Double)
CST90230	Population, Hispanic Males, 70+ Years

 TST90230 - Pop, Hispanic Males, 70 + Yrs


Type	Numeric (Double)
TST90230	Population, Hispanic Males, 70+ Years

 BST90230 - Pop, Hispanic Males, 70 + Yrs


Type	Numeric (Double)
BST90230	Population, Hispanic Males, 70+ Years

 CST90231 - Pop, Hispanic Females, Under 1 Year

Type	Numeric (Double)
CST90231	Population, Hispanic Females, Under 1 Year

 TST90231 - Pop, Hispanic Females, Under 1 Year

Type	Numeric (Double)
TST90231	Population, Hispanic Females, Under 1 Year

 BST90231 - Pop, Hispanic Females, Under 1 Year

Type	Numeric (Double)
BST90231	Population, Hispanic Females, Under 1 Year

 CST90232 - Pop, Hispanic Females, 1-4 Yrs

Type	Numeric (Double)
CST90232	Population, Hispanic Females, 1 to 4 Years

 TST90232 - Pop, Hispanic Females, 1-4 Yrs

Type	Numeric (Double)
TST90232	Population, Hispanic Females, 1 to 4 Years

 BST90232 - Pop, Hispanic Females, 1-4 Yrs

Type	Numeric (Double)
BST90232	Population, Hispanic Females, 1 to 4 Years

 CST90233 - Pop, Hispanic Females, 5-9 Yrs

Type	Numeric (Double)
CST90233	Population, Hispanic Females, 5 to 9 Years

 TST90233 - Pop, Hispanic Females, 5-9 Yrs

Type	Numeric (Double)
TST90233	Population, Hispanic Females, 5 to 9 Years

 BST90233 - Pop, Hispanic Females, 5-9 Yrs

Type	Numeric (Double)
BST90233	Population, Hispanic Females, 5 to 9 Years

 CST90234 - Pop, Hispanic Females, 10-11 Yrs

Type	Numeric (Double)
CST90234	Population, Hispanic Females, 10 to 11 Years

 TST90234 - Pop, Hispanic Females, 10-11 Yrs


Type	Numeric (Double)
TST90234	Population, Hispanic Females, 10 to 11 Years

 BST90234 - Pop, Hispanic Females, 10-11 Yrs


Type	Numeric (Double)
BST90234	Population, Hispanic Females, 10 to 11 Years

 CST90235 - Pop, Hispanic Females, 12-13 Yrs


Type	Numeric (Double)
CST90235	Population, Hispanic Females, 12 to 13 Years

 TST90235 - Pop, Hispanic Females, 12-13 Yrs


Type	Numeric (Double)
TST90235	Population, Hispanic Females, 12 to 13 Years

 BST90235 - Pop, Hispanic Females, 12-13 Yrs


Type	Numeric (Double)
BST90235	Population, Hispanic Females, 12 to 13 Years

 CST90236 - Pop, Hispanic Females, 14 Yrs


Type	Numeric (Double)
CST90236	Population, Hispanic Females, Aged 14 Years

 TST90236 - Pop, Hispanic Females, 14 Yrs


Type	Numeric (Double)
TST90236	Population, Hispanic Females, Aged 14 Years

 BST90236 - Pop, Hispanic Females, 14 Yrs

Type	Numeric (Double)
BST90236	Population, Hispanic Females, Aged 14 Years

 CST90237 - Pop, Hispanic Females, 15 Yrs


Type	Numeric (Double)
CST90237	Population, Hispanic Females, Aged 15 Years

 TST90237 - Pop, Hispanic Females, 15 Yrs

Type	Numeric (Double)
TST90237	Population, Hispanic Females, Aged 15 Years

 BST90237 - Pop, Hispanic Females, 15 Yrs

Type	Numeric (Double)
BST90237	Population, Hispanic Females, Aged 15 Years

 CST90238 - Pop, Hispanic Females, 16 Yrs

Type	Numeric (Double)
CST90238	Population, Hispanic Females, Aged 16 Years

 TST90238 - Pop, Hispanic Females, 16 Yrs

Type	Numeric (Double)
TST90238	Population, Hispanic Females, Aged 16 Years

 BST90238 - Pop, Hispanic Females, 16 Yrs

Type	Numeric (Double)
BST90238	Population, Hispanic Females, Aged 16 Years

 CST90239 - Pop, Hispanic Females, 17 Yrs

Type	Numeric (Double)
CST90239	Population, Hispanic Females, Aged 17 Years

 TST90239 - Pop, Hispanic Females, 17 Yrs

Type	Numeric (Double)
TST90239	Population, Hispanic Females, Aged 17 Years

 BST90239 - Pop, Hispanic Females, 17 Yrs

Type	Numeric (Double)
BST90239	Population, Hispanic Females, Aged 17 Years

 CST90240 - Pop, Hispanic Females, 18 Yrs

Type	Numeric (Double)
CST90240	Population, Hispanic Females, Aged 18 Years

 TST90240 - Pop, Hispanic Females, 18 Yrs

Type	Numeric (Double)
TST90240	Population, Hispanic Females, Aged 18 Years

 BST90240 - Pop, Hispanic Females, 18 Yrs

Type	Numeric (Double)
BST90240	Population, Hispanic Females, Aged 18 Years

 CST90241 - Pop, Hispanic Females, 19 Yrs


Type	Numeric (Double)
CST90241	Population, Hispanic Females, Aged 19 Years

 TST90241 - Pop, Hispanic Females, 19 Yrs


Type	Numeric (Double)
TST90241	Population, Hispanic Females, Aged 19 Years

 BST90241 - Pop, Hispanic Females, 19 Yrs


Type	Numeric (Double)
BST90241	Population, Hispanic Females, Aged 19 Years

 CST90242 - Pop, Hispanic Females, 20 Yrs


Type	Numeric (Double)
CST90242	Population, Hispanic Females, Aged 20 Years

 TST90242 - Pop, Hispanic Females, 20 Yrs


Type	Numeric (Double)
TST90242	Population, Hispanic Females, Aged 20 Years

 BST90242 - Pop, Hispanic Females, 20 Yrs


Type	Numeric (Double)
BST90242	Population, Hispanic Females, Aged 20 Years

 CST90243 - Pop, Hispanic Females, 21 Yrs

Type	Numeric (Double)
CST90243	Population, Hispanic Females, Aged 21 Years

 TST90243 - Pop, Hispanic Females, 21 Yrs

Type	Numeric (Double)
TST90243	Population, Hispanic Females, Aged 21 Years

 BST90243 - Pop, Hispanic Females, 21 Yrs

Type	Numeric (Double)
BST90243	Population, Hispanic Females, Aged 21 Years

 CST90244 - Pop, Hispanic Females, 22-24 Yrs

Type	Numeric (Double)
CST90244	Population, Hispanic Females, 22 to 24 Years

 TST90244 - Pop, Hispanic Females, 22-24 Yrs

Type	Numeric (Double)
TST90244	Population, Hispanic Females, 22 to 24 Years

 BST90244 - Pop, Hispanic Females, 22-24 Yrs

Type	Numeric (Double)
BST90244	Population, Hispanic Females, 22 to 24 Years

 CST90245 - Pop, Hispanic Females, 25-29 Yrs

Type	Numeric (Double)
CST90245	Population, Hispanic Females, 25 to 29 Years

 TST90245 - Pop, Hispanic Females, 25-29 Yrs

Type	Numeric (Double)
TST90245	Population, Hispanic Females, 25 to 29 Years

 BST90245 - Pop, Hispanic Females, 25-29 Yrs

Type	Numeric (Double)
BST90245	Population, Hispanic Females, 25 to 29 Years

 CST90246 - Pop, Hispanic Females, 30-34 Yrs

Type	Numeric (Double)
CST90246	Population, Hispanic Females, 30 to 34 Years

 TST90246 - Pop, Hispanic Females, 30-34 Yrs

Type	Numeric (Double)
TST90246	Population, Hispanic Females, 30 to 34 Years

 BST90246 - Pop, Hispanic Females, 30-34 Yrs

Type	Numeric (Double)
BST90246	Population, Hispanic Females, 30 to 34 Years

 CST90247 - Pop, Hispanic Females, 35-39 Yrs


Type	Numeric (Double)
CST90247	Population, Hispanic Females, 35 to 39 Years

 TST90247 - Pop, Hispanic Females, 35-39 Yrs

Type	Numeric (Double)
TST90247	Population, Hispanic Females, 35 to 39 Years

 BST90247 - Pop, Hispanic Females, 35-39 Yrs


Type	Numeric (Double)
BST90247	Population, Hispanic Females, 35 to 39 Years

 CST90248 - Pop, Hispanic Females, 40-44 Yrs

Type	Numeric (Double)
CST90248	Population, Hispanic Females, 40 to 44 Years

 TST90248 - Pop, Hispanic Females, 40-44 Yrs


Type	Numeric (Double)
TST90248	Population, Hispanic Females, 40 to 44 Years

 BST90248 - Pop, Hispanic Females, 40-44 Yrs


Type	Numeric (Double)
BST90248	Population, Hispanic Females, 40 to 44 Years

 CST90249 - Pop, Hispanic Females, 45-49 Yrs


Type	Numeric (Double)
CST90249	Population, Hispanic Females, 45 to 49 Years

 TST90249 - Pop, Hispanic Females, 45-49 Yrs

Type	Numeric (Double)
TST90249	Population, Hispanic Females, 45 to 49 Years

 BST90249 - Pop, Hispanic Females, 45-49 Yrs

Type	Numeric (Double)
BST90249	Population, Hispanic Females, 45 to 49 Years

 CST90250 - Pop, Hispanic Females, 50-59 Yrs

Type	Numeric (Double)
CST90250	Population, Hispanic Females, 50 to 59 Years

 TST90250 - Pop, Hispanic Females, 50-59 Yrs

Type	Numeric (Double)
TST90250	Population, Hispanic Females, 50 to 59 Years

 BST90250 - Pop, Hispanic Females, 50-59 Yrs

Type	Numeric (Double)
BST90250	Population, Hispanic Females, 50 to 59 Years

 CST90251 - Pop, Hispanic Females, 60-69 Yrs

Type	Numeric (Double)
CST90251	Population, Hispanic Females, 60 to 69 Years

 TST90251 - Pop, Hispanic Females, 60-69 Yrs

Type	Numeric (Double)
TST90251	Population, Hispanic Females, 60 to 69 Years

 BST90251 - Pop, Hispanic Females, 60-69 Yrs

Type	Numeric (Double)
BST90251	Population, Hispanic Females, 60 to 69 Years

 CST90252 - Pop, Hispanic Females, 70 + Yrs

Type	Numeric (Double)
CST90252	Population, Hispanic Females, 70+ Years

 TST90252 - Pop, Hispanic Females, 70 + Yrs

Type	Numeric (Double)
TST90252	Population, Hispanic Females, 70+ Years

 BST90252 - Pop, Hispanic Females, 70 + Yrs

Type	Numeric (Double)
BST90252	Population, Hispanic Females, 70+ Years

 CST90253 - Median Age, Hispanic Total

Type	Numeric (Double)
CST90253	Median Age of Hispanic Population

 TST90253 - Median Age, Hispanic Total

Type	Numeric (Double)
TST90253	Median Age of Hispanic Population

 BST90253 - Median Age, Hispanic Total


Type	Numeric (Double)
BST90253	Median Age of Hispanic Population

 CST90254 - Median Age, Hispanic Male

Type	Numeric (Double)
CST90254	Hispanic Male Median Age

 TST90254 - Median Age, Hispanic Male


Type	Numeric (Double)
TST90254	Hispanic Male Median Age

 BST90254 - Median Age, Hispanic Male


Type	Numeric (Double)
BST90254	Hispanic Male Median Age

 CST90255 - Median Age, Hispanic Female


Type	Numeric (Double)
CST90255	Hispanic Female Median Age

 TST90255 - Median Age, Hispanic Female


Type	Numeric (Double)
TST90255	Hispanic Female Median Age

 BST90255 - Median Age, Hispanic Female

Type	Numeric (Double)
BST90255	Hispanic Female Median Age

 CST90256 - Std Dev in Age, Hispanic Total


Type	Numeric (Double)
CST90256	Standard Deviation in Hispanic Age Distribution

 TST90256 - Std Dev in Age, Hispanic Total

Type	Numeric (Double)
TST90256	Standard Deviation in Hispanic Age Distribution

 BST90256 - Std Dev in Age, Hispanic Total

Type	Numeric (Double)
BST90256	Standard Deviation in Hispanic Age Distribution

 CST90257 - Std Dev in Age, Hispanic Male


Type	Numeric (Double)
CST90257	Standard Deviation in Hispanic Male Age Distribution

 TST90257 - Std Dev in Age, Hispanic Male


Type	Numeric (Double)
TST90257	Standard Deviation in Hispanic Male Age Distribution

 BST90257 - Std Dev in Age, Hispanic Male


Type	Numeric (Double)
BST90257	Standard Deviation in Hispanic Male Age Distribution

 CST90258 - Std Dev in Age, Hispanic Female

Type	Numeric (Double)
CST90258	Standard Deviation in Hispanic Female Age Distribution

 TST90258 - Std Dev in Age, Hispanic Female

Type	Numeric (Double)
TST90258	Standard Deviation in Hispanic Female Age Distribution

 BST90258 - Std Dev in Age, Hispanic Female

Type	Numeric (Double)
BST90258	Standard Deviation in Hispanic Female Age Distribution

 CST90259 - Prop Males Never Married

Type	Numeric (Double)
CST90259	Proportion Males Never Married

 TST90259 - Prop Males Never Married

Type	Numeric (Double)
TST90259	Proportion Males Never Married

 BST90259 - Prop Males Never Married


Type	Numeric (Double)
BST90259	Proportion Males Never Married

 CST90260 - Prop Males Married, Spouse Present

Type	Numeric (Double)
CST90260	Proportion Males Married, Spouse Present

 TST90260 - Prop Males Married, Spouse Present

Type	Numeric (Double)
TST90260	Proportion Males Married, Spouse Present

 BST90260 - Prop Males Married, Spouse Present

Type	Numeric (Double)
BST90260	Proportion Males Married, Spouse Present

 CST90261 - Prop Males Married, Sep or Div'd

Type	Numeric (Double)
CST90261	Proportion Males Separated or Divorced

 TST90261 - Prop Males Married, Sep or Div'd


Type	Numeric (Double)
TST90261	Proportion Males Separated or Divorced

 BST90261 - Prop Males Married, Sep or Div'd


Type	Numeric (Double)
BST90261	Proportion Males Separated or Divorced

 CST90262 - Prop Males Ever Married, Sep or Div'd

Type	Numeric (Double)
CST90262	Proportion Males Ever Married Who are Separated or Divorced

 TST90262 - Prop Males Ever Married, Sep or Div'd


Type	Numeric (Double)
TST90262	Proportion Males Ever Married Who are Separated or Divorced

 BST90262 - Prop Males Ever Married, Sep or Div'd

Type	Numeric (Double)
BST90262	Proportion Males Ever Married Who are Separated or Divorced

 CST90263 - Prop Females Never Married

Type	Numeric (Double)
CST90263	Proportion Females Never Married

 TST90263 - Prop Females Never Married

Type	Numeric (Double)
TST90263	Proportion Females Never Married

 BST90263 - Prop Females Never Married

Type	Numeric (Double)
BST90263	Proportion Females Never Married

 CST90264 - Prop Females Married, Spouse Present

Type	Numeric (Double)
CST90264	Proportion Females Married, Spouse Present

 TST90264 - Prop Females Married, Spouse Present

Type	Numeric (Double)
TST90264	Proportion Females Married, Spouse Present

 BST90264 - Prop Females Married, Spouse Present

Type	Numeric (Double)
BST90264	Proportion Females Married, Spouse Present

 CST90265 - Prop Females Married, Sep or Div'd

Type	Numeric (Double)
CST90265	Proportion Females Separated or Divorced

 TST90265 - Prop Females Married, Sep or Div'd

Type	Numeric (Double)
TST90265	Proportion Females Separated or Divorced

 BST90265 - Prop Females Married, Sep or Div'd

Type	Numeric (Double)
BST90265	Proportion Females Separated or Divorced

 CST90266 - Prop Females Ever Married, Sep or Div'd

Type	Numeric (Double)
CST90266	Proportion Females Ever Married Who are Separated or Divorced

 TST90266 - Prop Females Ever Married, Sep or Div'd

Type	Numeric (Double)
TST90266	Proportion Females Ever Married Who are Separated or Divorced

 BST90266 - Prop Females Ever Married, Sep or Div'd

Type	Numeric (Double)
BST90266	Proportion Females Ever Married Who are Separated or Divorced

 CAG90267 - Prop White Males 15-17, Married

Type	Numeric (Double)
CAG90267	Proportion White Males Aged 15-17 Married, Spouse Present - County

 CAG90268 - Prop White Males 18-19, Married

Type	Numeric (Double)
CAG90268	Proportion White Males Aged 18-19 Married, Spouse Present - County

 CAG90269 - Prop White Males 15-19, Married

Type	Numeric (Double)
CAG90269	Proportion White Males Aged 15-19 Married, Spouse Present - County

 CAG90270 - Prop White Males 20-24, Married

Type	Numeric (Double)
CAG90270	Proportion White Males Aged 20-24 Married, Spouse Present - County

 CAG90271 - Prop White Males 25-34, Married

Type	Numeric (Double)
CAG90271	Proportion White Males Aged 25-34 Married, Spouse Present - County

 CAG90272 - Prop White Males 35-44, Married

Type	Numeric (Double)
CAG90272	Proportion White Males Aged 35-44 Married, Spouse Present - County

 CAG90273 - Prop White Males 15-44, Married

Type	Numeric (Double)
CAG90273	Proportion White Males Aged 15-44 Married, Spouse Present - County

 CAG90274 - Prop Black Males 15-17, Married

Type	Numeric (Double)
CAG90274	Proportion Black Males Aged 15-17 Married, Spouse Present - County

 CAG90275 - Prop Black Males 18-19, Married

Type	Numeric (Double)
CAG90275	Proportion Black Males Aged 18-19 Married, Spouse Present - County

 CAG90276 - Prop Black Males 15-19, Married

Type	Numeric (Double)
CAG90276	Proportion Black Males Aged 15-19 Married, Spouse Present - County

 CAG90277 - Prop Black Males 20-24, Married

Type	Numeric (Double)
CAG90277	Proportion Black Males Aged 20-24 Married, Spouse Present - County

 CAG90278 - Prop Black Males 25-34, Married


Type	Numeric (Double)
CAG90278	Proportion Black Males Aged 25-34 Married, Spouse Present - County

 CAG90279 - Prop Black Males 35-44, Married


Type	Numeric (Double)
CAG90279	Proportion Black Males Aged 35-44 Married, Spouse Present - County

 CAG90280 - Prop Black Males 15-44, Married

Type	Numeric (Double)
CAG90280	Proportion Black Males Aged 15-44 Married, Spouse Present - County

 CAG90281 - Prop Other Males 15-17, Married

Type	Numeric (Double)
CAG90281	Proportion Other Males Aged 15-17 Married, Spouse Present - County

 CAG90282 - Prop Other Males 18-19, Married

Type	Numeric (Double)
CAG90282	Proportion Other Males Aged 18-19 Married, Spouse Present - County

 CAG90283 - Prop Other Males 15-19, Married

Type	Numeric (Double)
CAG90283	Proportion Other Males Aged 15-19 Married, Spouse Present - County

 CAG90284 - Prop Other Males 20-24, Married

Type	Numeric (Double)
CAG90284	Proportion Other Males Aged 20-24 Married, Spouse Present - County

 CAG90285 - Prop Other Males 25-34, Married


Type	Numeric (Double)
CAG90285	Proportion Other Males Aged 25-34 Married, Spouse Present - County

 CAG90286 - Prop Other Males 35-44, Married


Type	Numeric (Double)
CAG90286	Proportion Other Males Aged 35-44 Married, Spouse Present - County

 CAG90287 - Prop Other Males 15-44, Married


Type	Numeric (Double)
CAG90287	Proportion Other Males Aged 15-44 Married, Spouse Present - County

 CAG90288 - Prop Hispanic Males 15-17, Married


Type	Numeric (Double)
CAG90288	Proportion Hispanic Males Aged 15-17 Married, Spouse Present - County

 CAG90289 - Prop Hispanic Males 18-19, Married


Type	Numeric (Double)
CAG90289	Proportion Hispanic Males Aged 18-19 Married, Spouse Present - County

 CAG90290 - Prop Hispanic Males 15-19, Married


Type	Numeric (Double)
CAG90290	Proportion Hispanic Males Aged 15-19 Married, Spouse Present - County

 CAG90291 - Prop Hispanic Males 20-24, Married


Type	Numeric (Double)
CAG90291	Proportion Hispanic Males Aged 20-24 Married, Spouse Present - County

 CAG90292 - Prop Hispanic Males 25-34, Married

Type	Numeric (Double)
CAG90292	Proportion Hispanic Males Aged 25-34 Married, Spouse Present - County

 CAG90293 - Prop Hispanic Males 35-44, Married

Type	Numeric (Double)
CAG90293	Proportion Hispanic Males Aged 35-44 Married, Spouse Present - County

 CAG90294 - Prop Hispanic Males 15-44, Married

Type	Numeric (Double)
CAG90294	Proportion Hispanic Males Aged 15-44 Married, Spouse Present - County

 CAG90295 - Prop White Females 15-17, Married

Type	Numeric (Double)
CAG90295	Proportion White Females Aged 15-17 Married, Spouse Present - County

 CAG90296 - Prop White Females 18-19, Married

Type	Numeric (Double)
CAG90296	Proportion White Females Aged 18-19 Married, Spouse Present - County

 CAG90297 - Prop White Females 15-19, Married

Type	Numeric (Double)
CAG90297	Proportion White Females Aged 15-19 Married, Spouse Present - County

 CAG90298 - Prop White Females 20-24, Married

Type	Numeric (Double)
CAG90298	Proportion White Females Aged 20-24 Married, Spouse Present - County

 CAG90299 - Prop White Females 25-34, Married

Type	Numeric (Double)
CAG90299	Proportion White Females Aged 25-34 Married, Spouse Present - County

 CAG90300 - Prop White Females 35-44, Married

Type	Numeric (Double)
CAG90300	Proportion White Females Aged 35-44 Married, Spouse Present - County

 CAG90301 - Prop White Females 15-44, Married

Type	Numeric (Double)
CAG90301	Proportion White Females Aged 15-44 Married, Spouse Present - County

 CAG90302 - Prop Black Females 15-17, Married

Type	Numeric (Double)
CAG90302	Proportion Black Females Aged 15-17 Married, Spouse Present - County

 CAG90303 - Prop Black Females 18-19, Married

Type	Numeric (Double)
CAG90303	Proportion Black Females Aged 18-19 Married, Spouse Present - County

 CAG90304 - Prop Black Females 15-19, Married


Type	Numeric (Double)
CAG90304	Proportion Black Females Aged 15-19 Married, Spouse Present - County

 CAG90305 - Prop Black Females 20-24, Married

Type	Numeric (Double)
CAG90305	Proportion Black Females Aged 20-24 Married, Spouse Present - County

 CAG90306 - Prop Black Females 25-34, Married

Type	Numeric (Double)
CAG90306	Proportion Black Females Aged 25-34 Married, Spouse Present - County

 CAG90307 - Prop Black Females 35-44, Married

Type	Numeric (Double)
CAG90307	Proportion Black Females Aged 35-44 Married, Spouse Present - County

 CAG90308 - Prop Black Females 15-44, Married

Type	Numeric (Double)
CAG90308	Proportion Black Females Aged 15-44 Married, Spouse Present - County

 CAG90309 - Prop Other Females 15-17, Married

Type	Numeric (Double)
CAG90309	Proportion Other Females Aged 15-17 Married, Spouse Present - County

 CAG90310 - Prop Other Females 18-19, Married

Type	Numeric (Double)
CAG90310	Proportion Other Females Aged 18-19 Married, Spouse Present - County

 CAG90311 - Prop Other Females 15-19, Married

Type	Numeric (Double)
CAG90311	Proportion Other Females Aged 15-19 Married, Spouse Present - County

 CAG90312 - Prop Other Females 20-24, Married

Type	Numeric (Double)
CAG90312	Proportion Other Females Aged 20-24 Married, Spouse Present - County

 CAG90313 - Prop Other Females 25-34, Married

Type	Numeric (Double)
CAG90313	Proportion Other Females Aged 25-34 Married, Spouse Present - County

 CAG90314 - Prop Other Females 35-44, Married


Type	Numeric (Double)
CAG90314	Proportion Other Females Aged 35-44 Married, Spouse Present - County

 CAG90315 - Prop Other Females 15-44, Married


Type	Numeric (Double)
CAG90315	Proportion Other Females Aged 15-44 Married, Spouse Present - County

 CAG90316 - Prop Hispanic Females 15-17, Married


Type	Numeric (Double)
CAG90316	Proportion Hispanic Females Aged 15-17 Married, Spouse Present - County

 CAG90317 - Prop Hispanic Females 18-19, Married


Type	Numeric (Double)
CAG90317	Proportion Hispanic Females Aged 18-19 Married, Spouse Present - County

 CAG90318 - Prop Hispanic Females 15-19, Married

Type	Numeric (Double)
CAG90318	Proportion Hispanic Females Aged 15-19 Married, Spouse Present - County

 CAG90319 - Prop Hispanic Females 20-24, Married

Type	Numeric (Double)
CAG90319	Proportion Hispanic Females Aged 20-24 Married, Spouse Present - County

 CAG90320 - Prop Hispanic Females 25-34, Married

Type	Numeric (Double)
CAG90320	Proportion Hispanic Females Aged 25-34 Married, Spouse

 CAG90321 - Prop Hispanic Females 35-44, Married

Type	Numeric (Double)
CAG90321	Proportion Hispanic Females Aged 35-44 Married, Spouse Present - County

 CAG90322 - Prop Hispanic Females 15-44, Married

Type	Numeric (Double)
CAG90322	Proportion Hispanic Females Aged 15-44 Married, Spouse Present - County

 CST90323 - Prop Females Aged 15-24 Nev Married

Type	Numeric (Double)
CST90323	Proportion Females Aged 15-24, Never Married

 TST90323 - Prop Females Aged 15-24 Nev Married

Type	Numeric (Double)
TST90323	Proportion Females Aged 15-24, Never Married

 BST90323 - Prop Females Aged 15-24 Nev Married

Type	Numeric (Double)
BST90323	Proportion Females Aged 15-24, Never Married

 CST90324 - Prop Females Aged 25-34 Nev Married

Type	Numeric (Double)
CST90324	Proportion Females Aged 25-34, Never Married

 TST90324 - Prop Females Aged 25-34 Nev Married

Type	Numeric (Double)
TST90324	Proportion Females Aged 25-34, Never Married

 BST90324 - Prop Females Aged 25-34 Nev Married


Type	Numeric (Double)
BST90324	Proportion Females Aged 25-34, Never Married

 CST90325 - Prop Females Aged 35-44 Nev Married

Type	Numeric (Double)
CST90325	Proportion Females Aged 35-44, Never Married

 TST90325 - Prop Females Aged 35-44 Nev Married

Type	Numeric (Double)
TST90325	Proportion Females Aged 35-44, Never Married

 BST90325 - Prop Females Aged 35-44 Nev Married

Type	Numeric (Double)
BST90325	Proportion Females Aged 35-44, Never Married

 CST90326 - Prop Females Aged 45 & Over Nev Married

Type	Numeric (Double)
CST90326	Proportion Females Aged 45 and Over, Never Married

 TST90326 - Prop Females Aged 45 & Over Nev Married


Type	Numeric (Double)
TST90326	Proportion Females Aged 45 and Over, Never Married

 BST90326 - Prop Females Aged 45 & Over Nev Married

Type	Numeric (Double)
BST90326	Proportion Females Aged 45 and Over, Never Married

 CST90327 - Child/Woman Ratio, Women Aged 15-24

Type	Numeric (Double)
CST90327	Child/Woman Ratio for Women Aged 15-24

 TST90327 - Child/Woman Ratio, Women Aged 15-24

Type	Numeric (Double)
TST90327	Child/Woman Ratio for Women Aged 15-24

 BST90327 - Child/Woman Ratio, Women Aged 15-24

Type	Numeric (Double)
BST90327	Child/Woman Ratio for Women Aged 15-24

 CST90328 - Child/Woman Ratio, Women Aged 25-34

Type	Numeric (Double)
CST90328	Child/Woman Ratio for Women Aged 25-34

 TST90328 - Child/Woman Ratio, Women Aged 25-34

Type	Numeric (Double)
TST90328	Child/Woman Ratio for Women Aged 25-34

 BST90328 - Child/Woman Ratio, Women Aged 25-34

Type	Numeric (Double)
BST90328	Child/Woman Ratio for Women Aged 25-34

 CST90329 - Child/Woman Ratio, Women Aged 35-44

Type	Numeric (Double)
CST90329	Child/Woman Ratio for Women Aged 35-44

 TST90329 - Child/Woman Ratio, Women Aged 35-44

Type	Numeric (Double)
TST90329	Child/Woman Ratio for Women Aged 35-44

 BST90329 - Child/Woman Ratio, Women Aged 35-44

Type	Numeric (Double)
BST90329	Child/Woman Ratio for Women Aged 35-44

 CST90330 - Child/Woman Ratio, Women Aged 45+

Type	Numeric (Double)
CST90330	Child/Woman Ratio for Women Aged 45 and Over

 TST90330 - Child/Woman Ratio, Women Aged 45+

Type	Numeric (Double)
TST90330	Child/Woman Ratio for Women Aged 45 and Over

 BST90330 - Child/Woman Ratio, Women Aged 45+

Type	Numeric (Double)
BST90330	Child/Woman Ratio for Women Aged 45 and Over

 CST90331 - Child/Woman Ratio, Nev Marr Women 15-24


Type	Numeric (Double)
CST90331	Child/Woman Ratio for Never Married Women Aged 15-24

 TST90331 - Child/Woman Ratio, Nev Marr Women 15-24

Type	Numeric (Double)
TST90331	Child/Woman Ratio for Never Married Women Aged 15-24

 BST90331 - Child/Woman Ratio, Nev Marr Women 15-24

Type	Numeric (Double)
BST90331	Child/Woman Ratio for Never Married Women Aged 15-24

 CST90332 - Child/Woman Ratio, Nev Marr Women 25-34

Type	Numeric (Double)
CST90332	Child/Woman Ratio for Never Married Women Aged 25-34

 TST90332 - Child/Woman Ratio, Nev Marr Women 25-34

Type	Numeric (Double)
TST90332	Child/Woman Ratio for Never Married Women Aged 25-34

 BST90332 - Child/Woman Ratio, Nev Marr Women 25-34

Type	Numeric (Double)
BST90332	Child/Woman Ratio for Never Married Women Aged 25-34

 CST90333 - Child/Woman Ratio, Nev Marr Women 35-44

Type	Numeric (Double)
CST90333	Child/Woman Ratio for Never Married Women Aged 35-44

 TST90333 - Child/Woman Ratio, Nev Marr Women 35-44

Type	Numeric (Double)
TST90333	Child/Woman Ratio for Never Married Women Aged 35-44

 BST90333 - Child/Woman Ratio, Nev Marr Women 35-44

Type	Numeric (Double)
BST90333	Child/Woman Ratio for Never Married Women Aged 35-44

 CST90334 - Child/Woman Ratio, Nev Marr Women 45+

Type	Numeric (Double)
CST90334	Child/Woman Ratio for Never Married Women Aged 45 and Over

 TST90334 - Child/Woman Ratio, Nev Marr Women 45+

Type	Numeric (Double)
TST90334	Child/Woman Ratio for Never Married Women Aged 45 and Over

 BST90334 - Child/Woman Ratio, Nev Marr Women 45+

Type	Numeric (Double)
BST90334	Child/Woman Ratio for Never Married Women Aged 45 and Over

 CNC90335 - Age-Spec Birth Rate for Women 15-17


Type	Numeric (Double)
CNC90335	Age-Specific Birth Rate for Women Aged 15-17 - County

 CNC90336 - Age-Spec Birth Rate for Women 18-19


Type	Numeric (Double)
CNC90336	Age-Specific Birth Rate for Women Aged 18-19 - County

 CNC90337 - Age-Spec Birth Rate for Women 15-19


Type	Numeric (Double)
CNC90337	Age-Specific Birth Rate for Women Aged 15-19 - County

 CNC90338 - Age-Spec Birth Rate for Women 20-24

Type	Numeric (Double)
CNC90338	Age-Specific Birth Rate for Women Aged 20-24 - County

 CNC90339 - Age-Spec Birth Rate for Women 25-34

Type	Numeric (Double)
CNC90339	Age-Specific Birth Rate for Women Aged 25-34 - County

 CNC90340 - Age-Spec Birth Rate for Women 35-44

Type	Numeric (Double)
CNC90340	Age-Specific Birth Rate for Women Aged 35-44 - County

 CNC90341 - Birth Rate for White Women 15-17


Type	Numeric (Double)
CNC90341	Age-Specific Birth Rate for White Women Aged 15-17 - County

 CNC90342 - Birth Rate for White Women 18-19


Type	Numeric (Double)
CNC90342	Age-Specific Birth Rate for White Women Aged 18-19 - County

 CNC90343 - Birth Rate for White Women 15-19


Type	Numeric (Double)
CNC90343	Age-Specific Birth Rate for White Women Aged 15-19 - County

 CNC90344 - Birth Rate for White Women 20-24

Type	Numeric (Double)
CNC90344	Age-Specific Birth Rate for White Women Aged 20-24 - County

 CNC90345 - Birth Rate for White Women 25-34

Type	Numeric (Double)
CNC90345	Age-Specific Birth Rate for White Women Aged 25-34 - County

 CNC90346 - Birth Rate for White Women 35-44

Type	Numeric (Double)
CNC90346	Age-Specific Birth Rate for White Women Aged 35-44 - County

 CNC90347 - Birth Rate for Black Women 15-17

Type	Numeric (Double)
CNC90347	Age-Specific Birth Rate for Black Women Aged 15-17 - County

 CNC90348 - Birth Rate for Black Women 18-19

Type	Numeric (Double)
CNC90348	Age-Specific Birth Rate for Black Women Aged 18-19 - County

 CNC90349 - Birth Rate for Black Women 15-19

Type	Numeric (Double)
CNC90349	Age-Specific Birth Rate for Black Women Aged 15-19 - County

 CNC90350 - Birth Rate for Black Women 20-24

Type	Numeric (Double)
CNC90350	Age-Specific Birth Rate for Black Women Aged 20-24 - County

 CNC90351 - Birth Rate for Black Women 25-34

Type	Numeric (Double)
CNC90351	Age-Specific Birth Rate for Black Women Aged 25-34 - County

 CNC90352 - Birth Rate for Black Women 35-44

Type	Numeric (Double)
CNC90352	Age-Specific Birth Rate for Black Women Aged 35-44 - County

 CNC90353 - Birth Rate for Other Women 15-17

Type	Numeric (Double)
CNC90353	Age-Specific Birth Rate for Other Women Aged 15-17 - County

 CNC90354 - Birth Rate for Other Women 18-19

Type	Numeric (Double)
CNC90354	Age-Specific Birth Rate for Other Women Aged 18-19 - County

 CNC90355 - Birth Rate for Other Women 15-19

Type	Numeric (Double)
CNC90355	Age-Specific Birth Rate for Other Women Aged 15-19 - County

 CNC90356 - Birth Rate for Other Women 20-24

Type	Numeric (Double)
CNC90356	Age-Specific Birth Rate for Other Women Aged 20-24 - County

 CNC90357 - Birth Rate for Other Women 25-34

Type	Numeric (Double)
CNC90357	Age-Specific Birth Rate for Other Women Aged 25-34 - County

 CNC90358 - Birth Rate for Other Women 35-44

Type	Numeric (Double)
CNC90358	Age-Specific Birth Rate for Other Women Aged 35-44 - County

 CNC90359 - Non-Marital Birth Rate for Women 15-17

Type	Numeric (Double)
CNC90359	Age-Specific Nonmarital Birth Rate for Women Aged 15-17 - County

 CNC90360 - Non-Marital Birth Rate for Women 18-19

Type	Numeric (Double)
CNC90360	Age-Specific Nonmarital Birth Rate for Women Aged 18-19 - County

 CNC90361 - Non-Marital Birth Rate for Women 15-19

Type	Numeric (Double)
CNC90361	Age-Specific Nonmarital Birth Rate for Women Aged 15-19 - County

 CNC90362 - Non-Marital Birth Rate for Women 20-24

Type	Numeric (Double)
CNC90362	Age-Specific Nonmarital Birth Rate for Women Aged 20-24 - County

 CNC90363 - Non-Marital Birth Rate for Women 25-34

Type	Numeric (Double)
CNC90363	Age-Specific Nonmarital Birth Rate for Women Aged 25-34 - County

 CNC90364 - Non-Marital Birth Rate for Women 35-44

Type	Numeric (Double)
CNC90364	Age-Specific Nonmarital Birth Rate for Women Aged 35-44 - County

 CNC90365 - Non-Marital Birth Rate for White W 15-17

Type	Numeric (Double)
CNC90365	Age-Specific Nonmarital Birth Rate for White Women Aged 15-17 - County

 CNC90366 - Non-Marital Birth Rate for White W 18-19

Type	Numeric (Double)
CNC90366	Age-Specific Nonmarital Birth Rate for White Women Aged 18-19 - County

 CNC90367 - Non-Marital Birth Rate for White W 15-19

Type	Numeric (Double)
CNC90367	Age-Specific Nonmarital Birth Rate for White Women Aged 15-19 - County

 CNC90368 - Non-Marital Birth Rate for White W 20-24

Type	Numeric (Double)
CNC90368	Age-Specific Nonmarital Birth Rate for White Women Aged 20-24 - County

 CNC90369 - Non-Marital Birth Rate for White W 25-34

Type	Numeric (Double)
CNC90369	Age-Specific Nonmarital Birth Rate for White Women Aged 25-34 - County

 CNC90370 - Non-Marital Birth Rate for White W 35-44

Type	Numeric (Double)
CNC90370	Age-Specific Nonmarital Birth Rate for White Women Aged 35-44 - County

 CNC90371 - Non-Marital Birth Rate for Black W 15-17

Type	Numeric (Double)
CNC90371	Age-Specific Nonmarital Birth Rate for Black Women Aged 15-17 - County

 CNC90372 - Non-Marital Birth Rate for Black W 18-19

Type	Numeric (Double)
CNC90372	Age-Specific Nonmarital Birth Rate for Black Women Aged 18-19 - County

 CNC90373 - Non-Marital Birth Rate for Black W 15-19

Type	Numeric (Double)
CNC90373	Age-Specific Nonmarital Birth Rate for Black Women Aged 15-19 - County

 CNC90374 - Non-Marital Birth Rate for Black W 20-24

Type	Numeric (Double)
CNC90374	Age-Specific Nonmarital Birth Rate for Black Women Aged 20-24 - County

 CNC90375 - Non-Marital Birth Rate for Black W 25-34

Type	Numeric (Double)
CNC90375	Age-Specific Nonmarital Birth Rate for Black Women Aged 25-34 - County

 CNC90376 - Non-Marital Birth Rate for Black W 35-44

Type	Numeric (Double)
CNC90376	Age-Specific Nonmarital Birth Rate for Black Women Aged 35-44 - County

 CNC90377 - Non-Marital Birth Rate for Other W 15-17

Type	Numeric (Double)
CNC90377	Age-Specific Nonmarital Birth Rate for Other Women Aged 15-17 - County

 CNC90378 - Non-Marital Birth Rate for Other W 18-19

Type	Numeric (Double)
CNC90378	Age-Specific Nonmarital Birth Rate for Other Women Aged 18-19 - County

 CNC90379 - Non-Marital Birth Rate for Other W 15-19

Type	Numeric (Double)
CNC90379	Age-Specific Nonmarital Birth Rate for Other Women Aged 15-19 - County

 CNC90380 - Non-Marital Birth Rate for Other W 20-24

Type	Numeric (Double)
CNC90380	Age-Specific Nonmarital Birth Rate for Other Women Aged 20-24 - County

 CNC90381 - Non-Marital Birth Rate for Other W 25-34

Type	Numeric (Double)
CNC90381	Age-Specific Nonmarital Birth Rate for Other Women Aged 25-34 - County

 CNC90382 - Non-Marital Birth Rate for Other W 35-44

Type	Numeric (Double)
CNC90382	Age-Specific Nonmarital Birth Rate for Other Women Aged 35-44 - County

 CNC90383 - Total Fertility Rate

Type	Numeric (Double)
CNC90383	Total Fertility Rate - All Races - Count

 CNC90384 - Total Fertility Rate - Whites

Type	Numeric (Double)
CNC90384	Total Fertility Rate - Whites - County

 CNC90385 - Total Fertility Rate - Blacks

Type	Numeric (Double)
CNC90385	Total Fertility Rate - Blacks - County

 CNC90386 - Total Fertility Rate - Others

Type	Numeric (Double)
CNC90386	Total Fertility Rate - Others - County

 CNC90387 - Total Non-Marital Fertility Rate

Type	Numeric (Double)
CNC90387	Total Nonmarital Fertility Rate - All Races - County

 CNC90388 - Tot Non-Marital Fertility Rate - Whites

Type	Numeric (Double)
CNC90388	Total Nonmarital Fertility Rate - Whites - County

 CNC90389 - Tot Non-Marital Fertility Rate - Blacks

Type	Numeric (Double)
CNC90389	Total Nonmarital Fertility Rate - Blacks - County

 CNC90390 - Tot Non-Marital Fertility Rate - Others

Type	Numeric (Double)
CNC90390	Total Nonmarital Fertility Rate - Others - County


 CAG92391 - Abortions Per 1,000 Women 15-44

Type	Code
Measurement Unit	numeric
CAG92391	Abortions per 1,000 Women Aged 15-44 - County
0	0
1	greater than 0, less than 5
2	greater or equal to 5, less than 20
3	greater or equal to 20, less than 40
4	greater or equal to 40

 CST90392 - Prop Aged 5+ In Same House as in 1985

Type	Numeric (Double)
------	------------------

CST90392	Proportion Aged 5 and Over in Same House as in 1985
----------	---

 TST90392 - Prop Aged 5+ In Same House as in 1985

Type	Numeric (Double)
TST90392	Proportion Aged 5 and Over in Same House as in 1985

 BST90392 - Prop Aged 5+ In Same House as in 1985

Type	Numeric (Double)
BST90392	Proportion Aged 5 and Over in Same House as in 1985

 CST90393 - Prop Aged 5+ In Same County as in 1985

Type	Numeric (Double)
CST90393	Proportion Aged 5 and Over in Same County as in 1985

 TST90393 - Prop Aged 5+ In Same County as in 1985

Type	Numeric (Double)
TST90393	Proportion Aged 5 and Over in Same County as in 1985

 BST90393 - Prop Aged 5+ In Same County as in 1985

Type	Numeric (Double)
BST90393	Proportion Aged 5 and Over in Same County as in 1985

 CST90394 - Prop Aged 5+ In Same State as in 1985


Type	Numeric (Double)
CST90394	Proportion Aged 5 and Over in Same State as in 1985

 TST90394 - Prop Aged 5+ In Same State as in 1985

Type	Numeric (Double)
TST90394	Proportion Aged 5 and Over in Same State as in 1985

 BST90394 - Prop Aged 5+ In Same State as in 1985

Type	Numeric (Double)
BST90394	Proportion Aged 5 and Over in Same State as in 1985

 CST90395 - If In Diff House, Prop In Same Cnty,'85


Type	Numeric (Double)
CST90395	Among Those Aged 5 and Over Living in a Different House in 1985, Proportion Living in the Same County in 1985

 TST90395 - If In Diff House, Prop In Same Cnty, '85

Type	Numeric (Double)
TST90395	Among Those Aged 5 and Over Living in a Different House in 1985, Proportion Living in the Same County in 1985

 BST90395 - If In Diff House, Prop In Same Cnty, '85

Type	Numeric (Double)
BST90395	Among Those Aged 5 and Over Living in a Different House in 1985, Proportion Living in the Same County in 1985

 CST90396 - If In Diff Cnty, Prop In Same St, '85

Type	Numeric (Double)
CST90396	Among Those Aged 5 and Over Living in a Different County 1985, Proportion Living in the Same State in 1985

 TST90396 - If In Diff Cnty, Prop In Same St, '85

Type	Numeric (Double)
TST90396	Among Those Aged 5 and Over Living in a Different County 1985, Proportion Living in the Same State in 1985

 BST90396 - If In Diff Cnty, Prop In Same St, '85

Type	Numeric (Double)
BST90396	Among Those Aged 5 and Over Living in a Different County 1985, Proportion Living in the Same State in 1985

 CST90397 - Proportion Foreign Born

Type	Numeric (Double)
CST90397	Proportion Foreign Born

 TST90397 - Proportion Foreign Born


Type	Numeric (Double)
TST90397	Proportion Foreign Born

 BST90397 - Proportion Foreign Born


Type	Numeric (Double)
BST90397	Proportion Foreign Born

 CST90398 - Proportion <18 Yrs Foreign Born

Type	Numeric (Double)
CST90398	Proportion Under 18 Years Foreign Born

 TST90398 - Proportion <18 Yrs Foreign Born

Type	Numeric (Double)
TST90398	Proportion Under 18 Years Foreign Born

 BST90398 - Proportion <18 Yrs Foreign Born

Type	Numeric (Double)
BST90398	Proportion Under 18 Years Foreign Born

 CST90399 - Prop Aged 5+ English Non-speakers


Type	Numeric (Double)
CST90399	Proportion Aged 5 and Over Who Speak English "Not Well" or "Not At All"

 TST90399 - Prop Aged 5+ English Non-speakers


Type	Numeric (Double)
TST90399	Proportion Aged 5 and Over Who Speak English "Not Well" or "Not At All"

 BST90399 - Prop Aged 5+ English Non-speakers


Type	Numeric (Double)
BST90399	Proportion Aged 5 and Over Who Speak English "Not Well" or "Not At All"

 CST90400 - Prop Aged 5-17 English Non-speakers

Type	Numeric (Double)
CST90400	Proportion Aged 5-17 Who Speak English "Not Well" or "Not At All"

 TST90400 - Prop Aged 5-17 English Non-speakers

Type	Numeric (Double)
TST90400	Proportion Aged 5-17 Who Speak English "Not Well" or "Not At All"

 BST90400 - Prop Aged 5-17 English Non-speakers

Type	Numeric (Double)
BST90400	Proportion Aged 5-17 Who Speak English "Not Well" or "Not At All"

 CST90401 - Prop HHs Linguistically Isolated


Type	Numeric (Double)
CST90401	Proportion Households Linguistically Isolated

 TST90401 - Prop HHs Linguistically Isolated


Type	Numeric (Double)
TST90401	Proportion Households Linguistically Isolated

 BST90401 - Prop HHs Linguistically Isolated

Type	Numeric (Double)
BST90401	Proportion Households Linguistically Isolated

 CST90402 - Prop Aged 5+ in Linguist Isolated HHs

Type	Numeric (Double)
CST90402	Proportion Persons Aged 5 and Over Living in Households Linguistically Isolated

 TST90402 - Prop Aged 5+ in Linguist Isolated HHs

Type	Numeric (Double)
TST90402	Proportion Persons Aged 5 and Over Living in Households Linguistically Isolated

 BST90402 - Prop Aged 5+ in Linguist Isolated HHs

Type	Numeric (Double)
BST90402	Proportion Persons Aged 5 and Over Living in Households Linguistically Isolated

 CST90403 - Prop Aged 5-17 in Linguist Isolated HHs

Type	Numeric (Double)
CST90403	Proportion Persons Aged 5-17 Living in Households Linguistically Isolated

 TST90403 - Prop Aged 5-17 in Linguist Isolated HHs

Type	Numeric (Double)
TST90403	Proportion Persons Aged 5-17 Living in Households Linguistically Isolated

 BST90403 - Prop Aged 5-17 in Linguist Isolated HHs

Type	Numeric (Double)
BST90403	Proportion Persons Aged 5-17 Living in Households Linguistically Isolated

 CAR90404 - Death Rate Per 1,000

Type	Numeric (Double)
CAR90404	Crude Death Rate (per 1,000 Individuals) - County

 CAR90405 - Death Rate - White Males Per 1,000

Type	Numeric (Double)
CAR90405	Death Rate for White Males (per 1,000 Individuals) - County

 CAR90406 - Death Rate - White Females Per 1,000

Type	Numeric (Double)
CAR90406	Death Rate for White Females (per 1,000 Individuals) - County

 CAR90407 - Death Rate - Black Males Per 1,000

Type	Numeric (Double)
CAR90407	Death Rate for Black Males (per 1,000 Individuals) - County

 CAR90408 - Death Rate - Black Females Per 1,000

Type	Numeric (Double)
CAR90408	Death Rate for Black Females (per 1,000 Individuals) - County

 CAR90409 - Death Rate - Other Males Per 1,000

Type	Numeric (Double)
CAR90409	Death Rate for Other Males (per 1,000 Individuals) - County

 CAR90410 - Death Rate - Other Females Per 1,000

Type	Numeric (Double)
CAR90410	Death Rate for Other Females (per 1,000 Individuals) - County

 CAR90411 - Infant Death Rate Per 1,000

Type	Numeric (Double)
CAR90411	Infant (<1yr) Death Rate for All Races (per 1,000 Individuals <1yr) - County

 CAR90412 - Infant Death Rate - Whites Per 1,000

Type	Numeric (Double)
CAR90412	Infant (<1yr) Death Rate for Whites (per 1,000 Individuals <1yr) - County

 CAR90413 - Infant Death Rate - Blacks Per 1,000

Type	Numeric (Double)
CAR90413	Infant (<1yr) Death Rate for Blacks (per 1,000 Individuals <1yr) - County

 CAR90414 - Infant Death Rate - Others Per 1,000

Type	Numeric (Double)
CAR90414	Infant (<1yr) Death Rate for Others (per 1,000 Individuals <1yr) - County

 CAR90415 - Age-Specific Mortality Rate, 1-4 Years

Type	Numeric (Double)
CAR90415	Age-Specific Mortality Rate for Persons 1-4 Years - County

 CAR90416 - Age-Specific Mortality Rate, 5-14 Years

Type	Numeric (Double)
CAR90416	Age-Specific Mortality Rate for Persons 5-14 Years - County

 CAR90417 - Age-Specific Mortality Rate, 15-24 Years

Type	Numeric (Double)
CAR90417	Age-Specific Mortality Rate for Persons 15-24 Years - County

 CAR90418 - Infant Mortality Rate Per 1,000

Type	Numeric (Double)
CAR90418	Infant (<1yr) Mortality Rate for All Races (per 1,000 Live Births) - County

 CAR90419 - Infant Mortality Rate - Whites Per 1,000

Type	Numeric (Double)
CAR90419	Infant (<1yr) Mortality Rate - Whites (per 1,000 Live Births) - County

 CAR90420 - Infant Mortality Rate - Blacks Per 1,000

Type	Numeric (Double)
CAR90420	Infant (<1yr) Mortality Rate - Blacks (per 1,000 Live Births) - County

 CAR90421 - Infant Mortality Rate - Others Per 1,000


Type	Numeric (Double)
CAR90421	Infant (<1yr) Mortality Rate - Others (per 1,000 Live Births) - County

 CAR90422 - AIDS Death Rate Per 100,000

Type	Numeric (Double)
CAR90422	AIDS death rate (per 100,000 Individuals) - County

 CAR90423 - Motor Vehicle Death Rate Per 100,000

Type	Numeric (Double)
CAR90423	Motor Vehicle Accident Death Rate (per 100,000 Individuals) - County

 CAR90424 - Low Birth Weight Births Per All Births

Type	Numeric (Double)
CAR90424	Low Birth Weight Births (<2500 grams) as a Proportion of All Births - County

 CAR90425 - White Low Birth Wgt Births Per Wh Births

Type	Numeric (Double)
CAR90425	White Low Birth Weight Births (<2500 grams) as a Proportion of White Births - County

 CAR90426 - Black Low Birth Wgt Births Per Bl Births

Type	Numeric (Double)
CAR90426	Black Low Birth Weight Births (<2500 grams) as a Proportion of Black Births - County

 CAR90427 - Oth Low Birth Wgt Births Per Oth Births

Type	Numeric (Double)
CAR90427	Other Low Birth Weight Births (<2500 grams) as a Proportion of Other Births - County

 CST90428 - Prop Civ Non-Inst Pop W/ Mobility Limit

Type	Numeric (Double)
CST90428	Proportion Civilian Noninstitutionalized Persons Aged 16-24 with a Mobility Limitation

 TST90428 - Prop Civ Non-Inst Pop W/ Mobility Limit


Type	Numeric (Double)
TST90428	Proportion Civilian Noninstitutionalized Persons Aged 16-24 with a Mobility Limitation

 BST90428 - Prop Civ Non-Inst Pop W/ Mobility Limit

Type	Numeric (Double)
BST90428	Proportion Civilian Noninstitutionalized Persons Aged 16-24 with a Mobility Limitation

 CST90429 - Prop Civ Non-Inst Pop W/ Slf-Care Limit

Type	Numeric (Double)
CST90429	Proportion Civilian Noninstitutionalized Persons Aged 16-64 with a Self-Care Limitation

 TST90429 - Prop Civ Non-Inst Pop W/ Slf-Care Limit

Type	Numeric (Double)
TST90429	Proportion Civilian Noninstitutionalized Persons Aged 16-64 with a Self-Care Limitation

 BST90429 - Prop Civ Non-Inst Pop W/ Slf-Care Limit

Type	Numeric (Double)
BST90429	Proportion Civilian Noninstitutionalized Persons Aged 16-64 with a Self-Care Limitation

 CST90430 - Prop Civ Non-Inst Pop W/ Mob/S-C Limit

Type	Numeric (Double)
CST90430	Proportion Civilian Noninstitutionalized Persons Aged 16-24 with a Mobility or Safe-Care Limitation

 TST90430 - Prop Civ Non-Inst Pop W/ Mob/S-C Limit

Type	Numeric (Double)
TST90430	Proportion Civilian Noninstitutionalized Persons Aged 16-24 with a Mobility or Safe-Care Limitation

 BST90430 - Prop Civ Non-Inst Pop W/ Mob/S-C Limit

Type	Numeric (Double)
BST90430	Proportion Civilian Noninstitutionalized Persons Aged 16-24 with a Mobility or Safe-Care Limitation

 CST90431 - Prop in Shelters or Street Locations

Type	Numeric (Double)
CST90431	Proportion Persons that are in Emergency Shelters for Homeless Persons or Visible in Street Locations

 TST90431 - Prop in Shelters or Street Locations

Type	Numeric (Double)
TST90431	Proportion Persons that are in Emergency Shelters for Homeless Persons or Visible in Street Locations

 BST90431 - Prop in Shelters or Street Locations

Type	Numeric (Double)
BST90431	Proportion Persons that are in Emergency Shelters for Homeless Persons or Visible in Street Locations

 CST90432 - Any Persons In Correct'l Institutions

Type	Code
Measurement Unit	numeric
CST90432	Any Persons in Correctional Institutions
0	no
1	yes

 TST90432 - Any Persons In Correct'l Institutions

Type	Code
Measurement Unit	numeric
TST90432	Any Persons in Correctional Institutions
0	no
1	yes

 BST90432 - Any Persons In Correct'l Institutions

Type	Code
Measurement Unit	numeric
BST90432	Any Persons in Correctional Institutions
0	no
1	yes

 CST90433 - Any Persons In Mental Hospitals

Type	Code
Measurement Unit	numeric
CST90433	Any Persons in Mental (Psychiatric) Hospitals
0	no
1	yes

 TST90433 - Any Persons In Mental Hospitals

Type	Code
Measurement Unit	numeric
TST90433	Any Persons in Mental (Psychiatric) Hospitals
0	no
1	yes

 BST90433 - Any Persons In Mental Hospitals

Type	Code
Measurement Unit	numeric
BST90433	Any Persons in Mental (Psychiatric) Hospitals
0	no
1	yes

 CST90434 - Any Persons In Juvenile Institutions

Type	Code
Measurement Unit	numeric
CST90434	Any Persons in Juvenile Institutions
0	no
1	yes

 TST90434 - Any Persons In Juvenile Institutions

Type	Code
Measurement Unit	numeric
TST90434	Any Persons in Juvenile Institutions
0	no
1	yes

 BST90434 - Any Persons In Juvenile Institutions

Type	Code
Measurement Unit	numeric
BST90434	Any Persons in Juvenile Institutions
0	no
1	yes

 CST90435 - Any Persons In College Dormitories

Type	Code
Measurement Unit	numeric
CST90435	Any Persons in College Dormitories
0	no
1	yes

 TST90435 - Any Persons In College Dormitories

Type	Code
Measurement Unit	numeric
TST90435	Any Persons in College Dormitories
0	no
1	yes

 BST90435 - Any Persons In College Dormitories

Type	Code
Measurement Unit	numeric
BST90435	Any Persons in College Dormitories
0	no
1	yes

 CST90436 - Any Persons In Military Quarters

Type	Code
Measurement Unit	numeric
CST90436	Any Persons in Military Quarters
0	no
1	yes

 TST90436 - Any Persons In Military Quarters

Type	Code
Measurement Unit	numeric
TST90436	Any Persons in Military Quarters
0	no
1	yes

 BST90436 - Any Persons In Military Quarters

Type	Code
Measurement Unit	numeric
BST90436	Any Persons in Military Quarters
0	no
1	yes

 CST90437 - Households (Abs #)

Type	Numeric (Double)
CST90437	Households (Absolute Number)

 TST90437 - Households (Abs #)

Type	Numeric (Double)
TST90437	Households (Absolute Number)

 BST90437 - Households (Abs #)

Type	Numeric (Double)
BST90437	Households (Absolute Number)

 CST90438 - White Householder HHs

Type	Numeric (Double)
CST90438	White Householder Households

 TST90438 - White Householder HHs

Type	Numeric (Double)
TST90438	White Householder Households

 BST90438 - White Householder HHs

Type	Numeric (Double)
BST90438	White Householder Households

 CST90439 - Black Householder HHs

Type	Numeric (Double)
CST90439	Black Householder Households

 TST90439 - Black Householder HHs

Type	Numeric (Double)
TST90439	Black Householder Households

 BST90439 - Black Householder HHs


Type	Numeric (Double)
BST90439	Black Householder Households

 CST90440 - Asian/Pac Isl Householder HHs


Type	Numeric (Double)
CST90440	Asian or Pacific Islander Householder Households

 TST90440 - Asian/Pac Isl Householder HHs


Type	Numeric (Double)
TST90440	Asian or Pacific Islander Householder Households

 BST90440 - Asian/Pac Isl Householder HHs

Type	Numeric (Double)
BST90440	Asian or Pacific Islander Householder Households

 CST90441 - Other Householder HHs


Type	Numeric (Double)
CST90441	Other Householder Households

 TST90441 - Other Householder HHs


Type	Numeric (Double)
TST90441	Other Householder Households

 BST90441 - Other Householder HHs

Type	Numeric (Double)
BST90441	Other Householder Households

 CST90442 - Hispanic Householder HHs


Type	Numeric (Double)
CST90442	Hispanic Householder Households (Absolute Number)

 TST90442 - Hispanic Householder HHs

Type	Numeric (Double)
TST90442	Hispanic Householder Households (Absolute Number)

 BST90442 - Hispanic Householder HHs

Type	Numeric (Double)
BST90442	Hispanic Householder Households (Absolute Number)

 CST90443 - Prop HHs Non-Family HHs

Type	Numeric (Double)
CST90443	Proportion of Households that are Non-Family Households

 TST90443 - Prop HHs Non-Family HHs

Type	Numeric (Double)
TST90443	Proportion of Households that are Non-Family Households

 BST90443 - Prop HHs Non-Family HHs

Type	Numeric (Double)
BST90443	Proportion of Households that are Non-Family Households

 CST90444 - Prop White HHs Non-Family HHs

Type	Numeric (Double)
CST90444	Proportion White Householder Households that are Non-Family Households

 TST90444 - Prop White HHs Non-Family HHs

Type	Numeric (Double)
TST90444	Proportion White Householder Households that are Non-Family Households

 BST90444 - Prop White HHs Non-Family HHs

Type	Numeric (Double)
BST90444	Proportion White Householder Households that are Non-Family Households

 CST90445 - Prop Black HHs Non-Family HHs

Type	Numeric (Double)
CST90445	Proportion Black Householder Households that are Non-Family Households

 TST90445 - Prop Black HHs Non-Family HHs

Type	Numeric (Double)
TST90445	Proportion Black Householder Households that are Non-Family Households

 BST90445 - Prop Black HHs Non-Family HHs

Type	Numeric (Double)
BST90445	Proportion Black Householder Households that are Non-Family Households

 CST90446 - Prop Asian/Pac Isl HHs Non-Family HHs

Type	Numeric (Double)
CST90446	Proportion Asian or Pacific Islander Householder Households that are Non-Family Households

 TST90446 - Prop Asian/Pac Isl HHs Non-Family HHs

Type	Numeric (Double)
TST90446	Proportion Asian or Pacific Islander Householder Households that are Non-Family Households

 BST90446 - Prop Asian/Pac Isl HHs Non-Family HHs

Type	Numeric (Double)
BST90446	Proportion Asian or Pacific Islander Householder Households that are Non-Family Households

 CST90447 - Prop Other HHs Non-Family HHs

Type	Numeric (Double)
CST90447	Proportion Other Householder Households that are Non-Family Households

 TST90447 - Prop Other HHs Non-Family HHs

Type	Numeric (Double)
TST90447	Proportion Other Householder Households that are Non-Family Households

 BST90447 - Prop Other HHs Non-Family HHs

Type	Numeric (Double)
BST90447	Proportion Other Householder Households that are Non-Family Households

 CST90448 - Prop Hispanic HHs Non-Family HHs

Type	Numeric (Double)
CST90448	Proportion Hispanic Householder Households that are Non-Family Households

 TST90448 - Prop Hispanic HHs Non-Family HHs

Type	Numeric (Double)
TST90448	Proportion Hispanic Householder Households that are Non-Family Households


 BST90448 - Prop Hispanic HHs Non-Family HHs

Type	Numeric (Double)
BST90448	Proportion Hispanic Householder Households that are Non-Family Households

 CST90449 - Prop HHs - Marr-Cpl Fam W/Chld

Type	Numeric (Double)
------	------------------

CST90449	Proportion Households that are Married-Couple Family Households with Own Children Under 18 Years
----------	--

 TST90449 - Prop HHs - Marr-Cpl Fam W/Chld


Type	Numeric (Double)
TST90449	Proportion Households that are Married-Couple Family Households with Own Children Under 18 Years

 BST90449 - Prop HHs - Marr-Cpl Fam W/Chld

Type	Numeric (Double)
BST90449	Proportion Households that are Married-Couple Family Households with Own Children Under 18 Years

 CST90450 - Prop White HHs - Marr-Cpl Fam W/Chld

Type	Numeric (Double)
CST90450	Proportion White Householder Households that are Married-Couple Family Households with Own Children Under 18 Years

 TST90450 - Prop White HHs - Marr-Cpl Fam W/Chld

Type	Numeric (Double)
TST90450	Proportion White Householder Households that are Married-Couple Family Households with Own Children Under 18 Years

 BST90450 - Prop White HHs - Marr-Cpl Fam W/Chld

Type	Numeric (Double)
BST90450	Proportion White Householder Households that are Married-Couple Family Households with Own Children Under 18 Years

 CST90451 - Prop Black HHs - Marr-Cpl Fam W/Chld

Type	Numeric (Double)
CST90451	Proportion Black Householder Households that are Married-Couple Family Households with Own Children Under 18 Years

 TST90451 - Prop Black HHs - Marr-Cpl Fam W/Chld

Type	Numeric (Double)
TST90451	Proportion Black Householder Households that are Married-Couple Family Households with Own Children Under 18 Years

 BST90451 - Prop Black HHs - Marr-Cpl Fam W/Chld

Type	Numeric (Double)
BST90451	Proportion Black Householder Households that are Married-Couple Family Households with Own Children Under 18 Years

 CST90452 - Prop Asian/PI HHs - Marr-Cpl Fam W/Chld

Type	Numeric (Double)
CST90452	Proportion Asian or Pacific Islander Householder Households that are Married-Couple Family Households with Own Children Under 18 Years

 TST90452 - Prop Asian/PI HHs - Marr-Cpl Fam W/Chld

Type	Numeric (Double)
TST90452	Proportion Asian or Pacific Islander Householder Households that are Married-Couple Family Households with Own Children Under 18 Years

 BST90452 - Prop Asian/PI HHs - Marr-Cpl Fam W/Chld

Type	Numeric (Double)
BST90452	Proportion Asian or Pacific Islander Householder Households that are Married-Couple Family Households with Own Children Under 18 Years

 CST90453 - Prop Other HHs - Marr-Cpl Fam W/Chld

Type	Numeric (Double)
CST90453	Proportion Other Householder Households that are Married-Couple Family Households with Own Children Under 18 Years

 TST90453 - Prop Other HHs - Marr-Cpl Fam W/Chld

Type	Numeric (Double)
TST90453	Proportion Other Householder Households that are Married-Couple Family Households with Own Children Under 18 Years

 BST90453 - Prop Other HHs - Marr-Cpl Fam W/Chld

Type	Numeric (Double)
BST90453	Proportion Other Householder Households that are Married-Couple Family Households with Own Children Under 18 Years

 CST90454 - Prop Hispanic HHs - Marr-Cpl Fam W/Chld

Type	Numeric (Double)
CST90454	Proportion Hispanic Householder Households that are Married-Couple Family Households with Own Children Under 18 Years

 TST90454 - Prop Hispanic HHs - Marr-Cpl Fam W/Chld

Type	Numeric (Double)
TST90454	Proportion Hispanic Householder Households that are Married-Couple Family Households with Own Children Under 18 Years

 BST90454 - Prop Hispanic HHs - Marr-Cpl Fam W/Chld

Type	Numeric (Double)
BST90454	Proportion Hispanic Householder Households that are Married-Couple Family Households with Own Children Under 18 Years

 CST90455 - Prop HHs - Fem HH W/Chld, no Husb Pres


Type	Numeric (Double)
CST90455	Proportion Households that are Female Householder, No Husband Present, Households with Own Children Under 18 Years

 TST90455 - Prop HHs - Fem HH W/Chld, no Husb Pres

Type	Numeric (Double)
TST90455	Proportion Households that are Female Householder, No Husband Present, Households with Own Children Under 18 Years

 BST90455 - Prop HHs - Fem HH W/Chld, no Husb Pres

Type	Numeric (Double)
BST90455	Proportion Households that are Female Householder, No Husband Present, Households with Own Children Under 18 Years

 CST90456 - Prop Wh HHs - Fem HH W/Chld, no Husb P

Type	Numeric (Double)
CST90456	Proportion White Householder Households that are Female Householder, No Husband Present, Households with Own Children Under 18 Years

 TST90456 - Prop Wh HHs - Fem HH W/Chld, no Husb P

Type	Numeric (Double)
TST90456	Proportion White Householder Households that are Female Householder, No Husband Present, Households with Own Children Under 18 Years

 BST90456 - Prop Wh HHs - Fem HH W/Chld, no Husb P

Type	Numeric (Double)
BST90456	Proportion White Householder Households that are Female Householder, No Husband Present, Households with Own Children Under 18 Years

 CST90457 - Prop BI HHs - Fem HH W/Chld, no Husb P


Type	Numeric (Double)
CST90457	Proportion Black Householder Households that are Female Householder, No Husband Present, Households with Own Children Under 18 Years

 TST90457 - Prop BI HHs - Fem HH W/Chld, no Husb P


Type	Numeric (Double)
TST90457	Proportion Black Householder Households that are Female Householder, No Husband Present, Households with Own Children Under 18 Years

 BST90457 - Prop BI HHs - Fem HH W/Chld, no Husb P

Type	Numeric (Double)
BST90457	Proportion Black Householder Households that are Female Householder, No Husband Present, Households with Own Children Under 18 Years

 CST90458 - Prop A/PI HHs - Fem HH W/Chld, no Husb P


Type	Numeric (Double)
CST90458	Proportion Asian or Pacific Island Householder Households that are Female Householder, No Husband Present, Households with Own Children Under 18 Years

 TST90458 - Prop A/PI HHs - Fem HH W/Chld, no Husb P

Type	Numeric (Double)
TST90458	Proportion Asian or Pacific Island Householder Households that are Female Householder, No Husband Present, Households with Own Children Under 18 Years

 BST90458 - Prop A/PI HHs - Fem HH W/Chld, no Husb P

Type	Numeric (Double)
BST90458	Proportion Asian or Pacific Island Householder Households that are Female Householder, No Husband Present, Households with Own Children Under 18 Years

 CST90459 - Prop Oth HHs - Fem HH W/Chld, no Husb P

Type	Numeric (Double)
CST90459	Proportion Other Householder Households that are Female Householder, No Husband Present, Households with Own Children Under 18 Years

 TST90459 - Prop Oth HHs - Fem HH W/Chld, no Husb P

Type	Numeric (Double)
TST90459	Proportion Other Householder Households that are Female Householder, No Husband Present, Households with Own Children Under 18 Years

 BST90459 - Prop Oth HHs - Fem HH W/Chld, no Husb P

Type	Numeric (Double)
BST90459	Proportion Other Householder Households that are Female Householder, No Husband Present, Households with Own Children Under 18 Years

 CST90460 - Prop H HHs - Fem HH W/Chld, no Husb P

Type	Numeric (Double)
CST90460	Proportion Hispanic Householder Households that are Female Householder, No Husband Present, Households with Own Children Under 18 Years

 TST90460 - Prop H HHs - Fem HH W/Chld, no Husb P


Type	Numeric (Double)
TST90460	Proportion Hispanic Householder Households that are Female Householder, No Husband Present, Households with Own Children Under 18 Years

 BST90460 - Prop H HHs - Fem HH W/Chld, no Husb P

Type	Numeric (Double)
BST90460	Proportion Hispanic Householder Households that are Female Householder, No Husband Present, Households with Own Children Under 18 Years

 CST90461 - Prop HHs - Other HH W/Chld, no Sp P

Type	Numeric (Double)
CST90461	Proportion Households that are "Other Family" (Male or Female Householder, No Spouse Present) Households with Own Children Under 18 Years

 TST90461 - Prop HHs - Other HH W/Chld, no Sp P

Type	Numeric (Double)
TST90461	Proportion Households that are "Other Family" (Male or Female Householder, No Spouse Present) Households with Own Children Under 18 Years

 BST90461 - Prop HHs - Other HH W/Chld, no Sp P

Type	Numeric (Double)
BST90461	Proportion Households that are "Other Family" (Male or Female Householder, No Spouse Present) Households with Own Children Under 18 Years

 CST90462 - Prop Wh HHs - Oth HH W/Chld, no Sp P

Type	Numeric (Double)
CST90462	Proportion White Householder Households that are "Other Family" (Male or Female Householder, No Spouse Present) Households with Own Children Under 18 Years

 TST90462 - Prop Wh HHs - Oth HH W/Chld, no Sp P


Type	Numeric (Double)
TST90462	Proportion White Householder Households that are "Other Family" (Male or Female Householder, No Spouse Present) Households with Own Children Under 18 Years

 BST90462 - Prop Wh HHs - Oth HH W/Chld, no Sp P


Type	Numeric (Double)
BST90462	Proportion White Householder Households that are "Other Family" (Male or Female Householder, No Spouse Present) Households with Own Children Under 18 Years

 CST90463 - Prop Bl HHs - Oth HH W/Chld, no Sp P

Type	Numeric (Double)
CST90463	Proportion Black Householder Households that are "Other Family" (Male or Female Householder, No Spouse Present) Households with Own Children Under 18 Years

 TST90463 - Prop Bl HHs - Oth HH W/Chld, no Sp P

Type	Numeric (Double)
TST90463	Proportion Black Householder Households that are "Other Family" (Male or Female Householder, No Spouse Present) Households with Own Children Under 18 Years


 BST90463 - Prop Bl HHs - Oth HH W/Chld, no Sp P

Type	Numeric (Double)
BST90463	Proportion Black Householder Households that are "Other Family" (Male or Female Householder, No Spouse Present) Households with Own Children Under 18 Years

 CST90464 - Prop A/PI HHs - Oth HH W/Chld, no Sp P

Type	Numeric (Double)
------	------------------


CST90464	Proportion Asian or Pacific Island Householder Households that are "Other Family" (Male or Female Householder, No Spouse Present) Households with Own Children Under 18 Years
----------	---

 TST90464 - Prop A/PI HHs - Oth HH W/Chld, no Sp P


Type	Numeric (Double)
TST90464	Proportion Asian or Pacific Island Householder Households that are "Other Family" (Male or Female Householder, No Spouse Present) Households with Own Children Under 18 Years

 BST90464 - Prop A/PI HHs - Oth HH W/Chld, no Sp P


Type	Numeric (Double)
BST90464	Proportion Asian or Pacific Island Householder Households that are "Other Family" (Male or Female Householder, No Spouse Present) Households with Own Children Under 18 Years

 CST90465 - Prop Oth HHs - Oth HH W/Chld, no Sp P

Type	Numeric (Double)
CST90465	Proportion Other Householder Households that are "Other Family" (Male or Female Householder, No Spouse Present) Households with Own Children Under 18 Years

 TST90465 - Prop Oth HHs - Oth HH W/Chld, no Sp P


Type	Numeric (Double)
TST90465	Proportion Other Householder Households that are "Other Family" (Male or Female Householder, No Spouse Present) Households with Own Children Under 18 Years

 BST90465 - Prop Oth HHs - Oth HH W/Chld, no Sp P

Type	Numeric (Double)
BST90465	Proportion Other Householder Households that are "Other Family" (Male or Female Householder, No Spouse Present) Households with Own Children Under 18 Years

 CST90466 - Prop H HHs - Oth HH W/Chld, no Sp P

Type	Numeric (Double)
CST90466	Proportion Hispanic Householder Households that are "Other Family" (Male or Female Householder, No Spouse Present) Households with Own Children Under 18 Years

 TST90466 - Prop H HHs - Oth HH W/Chld, no Sp P

Type	Numeric (Double)
TST90466	Proportion Hispanic Householder Households that are "Other Family" (Male or Female Householder, No Spouse Present) Households with Own Children Under 18 Years

 BST90466 - Prop H HHs - Oth HH W/Chld, no Sp P

Type	Numeric (Double)
BST90466	Proportion Hispanic Householder Households that are "Other Family" (Male or Female Householder, No Spouse Present) Households with Own Children Under 18 Years

 CST90467 - Prop Fam HHs - Marr-Cpl Family HHs

Type	Numeric (Double)
CST90467	Proportion Family Households that are Married-Couple Family Households

 TST90467 - Prop Fam HHs - Marr-Cpl Family HHs

Type	Numeric (Double)
TST90467	Proportion Family Households that are Married-Couple Family Households

 BST90467 - Prop Fam HHs - Marr-Cpl Family HHs

Type	Numeric (Double)
BST90467	Proportion Family Households that are Married-Couple Family Households

 CST90468 - Prop Wh Fam HHs - Marr-Cpl Fam HHs

Type	Numeric (Double)
CST90468	Proportion White Householder Family Households that are Married-Couple Family Households

 TST90468 - Prop Wh Fam HHs - Marr-Cpl Fam HHs

Type	Numeric (Double)
TST90468	Proportion White Householder Family Households that are Married-Couple Family Households

 BST90468 - Prop Wh Fam HHs - Marr-Cpl Fam HHs

Type	Numeric (Double)
BST90468	Proportion White Householder Family Households that are Married-Couple Family Households

 CST90469 - Prop Bl Fam HHs - Marr-Cpl Fam HHs

Type	Numeric (Double)
CST90469	Proportion Black Householder Family Households that are Married-Couple Family Households

 TST90469 - Prop Bl Fam HHs - Marr-Cpl Fam HHs

Type	Numeric (Double)
TST90469	Proportion Black Householder Family Households that are Married-Couple Family Households

 BST90469 - Prop Bl Fam HHs - Marr-Cpl Fam HHs

Type	Numeric (Double)
BST90469	Proportion Black Householder Family Households that are Married-Couple Family Households

 CST90470 - Prop A/PI Fam HHs - Marr-Cpl Fam HHs


Type	Numeric (Double)
CST90470	Proportion Asian or Pacific Islander Householder Family Households that are Married-Couple Family Households

 TST90470 - Prop A/PI Fam HHs - Marr-Cpl Fam HHs

Type	Numeric (Double)
TST90470	Proportion Asian or Pacific Islander Householder Family Households that are Married-Couple Family Households

 BST90470 - Prop A/PI Fam HHs - Marr-Cpl Fam HHs

Type	Numeric (Double)
BST90470	Proportion Asian or Pacific Islander Householder Family Households that are Married-Couple Family Households

 CST90471 - Prop Oth Fam HHs - Marr-Cpl Fam HHs

Type	Numeric (Double)
CST90471	Proportion Other Householder Family Households that are Married-Couple Family Households

 TST90471 - Prop Oth Fam HHs - Marr-Cpl Fam HHs

Type	Numeric (Double)
TST90471	Proportion Other Householder Family Households that are Married-Couple Family Households

 BST90471 - Prop Oth Fam HHs - Marr-Cpl Fam HHs

Type	Numeric (Double)
BST90471	Proportion Other Householder Family Households that are Married-Couple Family Households

 CST90472 - Prop H Fam HHs - Marr-Cpl Fam HHs

Type	Numeric (Double)
CST90472	Proportion Hispanic Householder Family Households that are Married-Couple Family Households

 TST90472 - Prop H Fam HHs - Marr-Cpl Fam HHs

Type	Numeric (Double)
TST90472	Proportion Hispanic Householder Family Households that are Married-Couple Family Households

 BST90472 - Prop H Fam HHs - Marr-Cpl Fam HHs

Type	Numeric (Double)
BST90472	Proportion Hispanic Householder Family Households that are Married-Couple Family Households

 CST90473 - Prop Fam HHs - Marr-Cpl Fam W/Chld

Type	Numeric (Double)
CST90473	Proportion Family Households that are Married-Couple Family Households with Own Children Under 18 Years

 TST90473 - Prop Fam HHs - Marr-Cpl Fam W/Chld


Type	Numeric (Double)
TST90473	Proportion Family Households that are Married-Couple Family Households with Own Children Under 18 Years

 BST90473 - Prop Fam HHs - Marr-Cpl Fam W/Chld

Type	Numeric (Double)
BST90473	Proportion Family Households that are Married-Couple Family Households with Own Children Under 18 Years

 CST90474 - Prop Wh Fam HHs - Marr-Cpl Fam W/Chld

Type	Numeric (Double)
CST90474	Proportion White Householder Family Households that are Married-Couple Family Households with Own Children Under 18 Years

 TST90474 - Prop Wh Fam HHs - Marr-Cpl Fam W/Chld

Type	Numeric (Double)
TST90474	Proportion White Householder Family Households that are Married-Couple Family Households with Own Children Under 18 Years

 BST90474 - Prop Wh Fam HHs - Marr-Cpl Fam W/Chld

Type	Numeric (Double)
BST90474	Proportion White Householder Family Households that are Married-Couple Family Households with Own Children Under 18 Years

 CST90475 - Prop Bl Fam HHs - Marr-Cpl Fam W/Chld


Type	Numeric (Double)
CST90475	Proportion Black Householder Family Households that are Married-Couple Family Households with Own Children Under 18 Years

 TST90475 - Prop Bl Fam HHs - Marr-Cpl Fam W/Chld


Type	Numeric (Double)
TST90475	Proportion Black Householder Family Households that are Married-Couple Family Households with Own Children Under 18 Years

 BST90475 - Prop Bl Fam HHs - Marr-Cpl Fam W/Chld


Type	Numeric (Double)
BST90475	Proportion Black Householder Family Households that are Married-Couple Family Households with Own Children Under 18 Years

 CST90476 - Prop A/PI Fam HHs - Marr-Cpl Fam W/Chld


Type	Numeric (Double)
CST90476	Proportion Asian or Pacific Island Householder Family Households that are Married-Couple Family Households with Own Children Under 18 Years

 TST90476 - Prop A/PI Fam HHs - Marr-Cpl Fam W/Chld


Type	Numeric (Double)
TST90476	Proportion Asian or Pacific Island Householder Family Households that are Married-Couple Family Households with Own Children Under 18 Years

 BST90476 - Prop A/PI Fam HHs - Marr-Cpl Fam W/Chld

Type	Numeric (Double)
BST90476	Proportion Asian or Pacific Island Householder Family Households that are Married-Couple Family Households with Own Children Under 18 Years

 CST90477 - Prop Oth Fam HHs - Marr-Cpl Fam W/Chld

Type	Numeric (Double)
CST90477	Proportion Other Householder Family Households that are Married-Couple Family Households with Own Children Under 18 Years

 TST90477 - Prop Oth Fam HHs - Marr-Cpl Fam W/Chld

Type	Numeric (Double)
TST90477	Proportion Other Householder Family Households that are Married-Couple Family Households with Own Children Under 18 Years

 BST90477 - Prop Oth Fam HHs - Marr-Cpl Fam W/Chld

Type	Numeric (Double)
BST90477	Proportion Other Householder Family Households that are Married-Couple Family Households with Own Children Under 18 Years

 CST90478 - Prop H Fam HHs - Marr-Cpl Fam W/Chld

Type	Numeric (Double)
CST90478	Proportion Hispanic Householder Family Households that are Married-Couple Family Households with Own Children Under 18 Years

 TST90478 - Prop H Fam HHs - Marr-Cpl Fam W/Chld

Type	Numeric (Double)
TST90478	Proportion Hispanic Householder Family Households that are Married-Couple Family Households with Own Children Under 18 Years

 BST90478 - Prop H Fam HHs - Marr-Cpl Fam W/Chld

Type	Numeric (Double)
BST90478	Proportion Hispanic Householder Family Households that are Married-Couple Family Households with Own Children Under 18 Years

 CST90479 - Prop Fam HHs - Female HH, no Husb Pres

Type	Numeric (Double)
CST90479	Proportion Family Households that are Female Householder, No Husband Present, Households

 TST90479 - Prop Fam HHs - Female HH, no Husb Pres

Type	Numeric (Double)
TST90479	Proportion Family Households that are Female Householder, No Husband Present, Households

 BST90479 - Prop Fam HHs - Female HH, no Husb Pres

Type	Numeric (Double)
BST90479	Proportion Family Households that are Female Householder, No Husband Present, Households

 CST90480 - Prop Wh Fam HHs - Fem HH, no Husb P

Type	Numeric (Double)
CST90480	Proportion White Householder Family Households that are Female Householder, No Husband Present, Households

 TST90480 - Prop Wh Fam HHs - Fem HH, no Husb P

Type	Numeric (Double)
TST90480	Proportion White Householder Family Households that are Female Householder, No Husband Present, Households

 BST90480 - Prop Wh Fam HHs - Fem HH, no Husb P

Type	Numeric (Double)
BST90480	Proportion White Householder Family Households that are Female Householder, No Husband Present, Households

 CST90481 - Prop Bl Fam HHs - Fem HH, no Husb P

Type	Numeric (Double)
CST90481	Proportion Black Householder Family Households that are Female Householder, No Husband Present, Households

 TST90481 - Prop Bl Fam HHs - Fem HH, no Husb P

Type	Numeric (Double)
TST90481	Proportion Black Householder Family Households that are Female Householder, No Husband Present, Households

 BST90481 - Prop Bl Fam HHs - Fem HH, no Husb P

Type	Numeric (Double)
BST90481	Proportion Black Householder Family Households that are Female Householder, No Husband Present, Households

 CST90482 - Prop A/PI Fam HHs - Fem HH, no Husb P

Type	Numeric (Double)
CST90482	Proportion Asian or Pacific Islander Householder Family Households that are Female Householder, No Husband Present, Households

 TST90482 - Prop A/PI Fam HHs - Fem HH, no Husb P

Type	Numeric (Double)
TST90482	Proportion Asian or Pacific Islander Householder Family Households that are Female Householder, No Husband Present, Households

 BST90482 - Prop A/PI Fam HHs - Fem HH, no Husb P

Type	Numeric (Double)
BST90482	Proportion Asian or Pacific Islander Householder Family Households that are Female Householder, No Husband Present, Households

 CST90483 - Prop Oth Fam HHs - Fem HH, no Husb P


Type	Numeric (Double)
CST90483	Proportion Other Householder Family Households that are Female Householder, No Husband Present, Households

 TST90483 - Prop Oth Fam HHs - Fem HH, no Husb P


Type	Numeric (Double)
TST90483	Proportion Other Householder Family Households that are Female Householder, No Husband Present, Households

 BST90483 - Prop Oth Fam HHs - Fem HH, no Husb P

Type	Numeric (Double)
BST90483	Proportion Other Householder Family Households that are Female Householder, No Husband Present, Households

 CST90484 - Prop H Fam HHs - Fem HH, no Husb P

Type	Numeric (Double)
CST90484	Proportion Hispanic Householder Family Households that are Female Householder, No Husband Present, Households

 TST90484 - Prop H Fam HHs - Fem HH, no Husb P

Type	Numeric (Double)
TST90484	Proportion Hispanic Householder Family Households that are Female Householder, No Husband Present, Households

 BST90484 - Prop H Fam HHs - Fem HH, no Husb P

Type	Numeric (Double)
BST90484	Proportion Hispanic Householder Family Households that are Female Householder, No Husband Present, Households

 CST90485 - Prop Fam HHs - Fem HH W/Chld, no Husb

Type	Numeric (Double)
CST90485	Proportion Family Households that are Female Householder, No Husband Present, Households with Own Children Under 18 Years

 TST90485 - Prop Fam HHs - Fem HH W/Chld, no Husb

Type	Numeric (Double)
TST90485	Proportion Family Households that are Female Householder, No Husband Present, Households with Own Children Under 18 Years

 BST90485 - Prop Fam HHs - Fem HH W/Chld, no Husb

Type	Numeric (Double)
BST90485	Proportion Family Households that are Female Householder, No Husband Present, Households with Own Children Under 18 Years

 CST90486 - Prop Wh Fam HHs - Fem HH W/Chld, no Husb

Type	Numeric (Double)
CST90486	Proportion White Householder Family Households that are Female Householder, No Husband Present, Households with Own Children Under 18 Years

 TST90486 - Prop Wh Fam HHs - Fem HH W/Chld, no Husb

Type	Numeric (Double)
TST90486	Proportion White Householder Family Households that are Female Householder, No Husband Present, Households with Own Children Under 18 Years

 BST90486 - Prop Wh Fam HHs - Fem HH W/Chld, no Husb

Type	Numeric (Double)
BST90486	Proportion White Householder Family Households that are Female Householder, No Husband Present, Households with Own Children Under 18 Years

 CST90487 - Prop Bl Fam HHs - Fem HH W/Chld, no Husb


Type	Numeric (Double)
CST90487	Proportion Black Householder Family Households that are Female Householder, No Husband Present, Households with Own Children Under 18 Years

 TST90487 - Prop Bl Fam HHs - Fem HH W/Chld, no Husb

Type	Numeric (Double)
TST90487	Proportion Black Householder Family Households that are Female Householder, No Husband Present, Households with Own Children Under 18 Years

 BST90487 - Prop Bl Fam HHs - Fem HH W/Chld, no Husb


Type	Numeric (Double)
BST90487	Proportion Black Householder Family Households that are Female Householder, No Husband Present, Households with Own Children Under 18 Years

 CST90488 - Prop A/PI Fam HHs - Fem HH W/Chld, no H

Type	Numeric (Double)
CST90488	Proportion Asian or Pacific Islander Householder Family Households that are Female Householder, No Husband Present, Households with Own Children Under 18 Years

 TST90488 - Prop A/PI Fam HHs - Fem HH W/Chld, no H

Type	Numeric (Double)
TST90488	Proportion Asian or Pacific Islander Householder Family Households that are Female Householder, No Husband Present, Households with Own Children Under 18 Years

 BST90488 - Prop A/PI Fam HHs - Fem HH W/Chld, no H

Type	Numeric (Double)
BST90488	Proportion Asian or Pacific Islander Householder Family Households that are Female Householder, No Husband Present, Households with Own Children Under 18 Years


 CST90489 - Prop Oth Fam HHs - Fem HH W/Chld, no H

Type	Numeric (Double)
CST90489	Proportion Other Householder Family Households that are Female Householder, No Husband Present, Households with Own Children Under 18 Years

 TST90489 - Prop Oth Fam HHs - Fem HH W/Chld, no H

Type	Numeric (Double)
------	------------------

TST90489	Proportion Other Householder Family Households that are Female Householder, No Husband Present, Households with Own Children Under 18 Years
----------	---

 BST90489 - Prop Oth Fam HHs - Fem HH W/Chld, no H

Type	Numeric (Double)
BST90489	Proportion Other Householder Family Households that are Female Householder, No Husband Present, Households with Own Children Under 18 Years

 CST90490 - Prop H Fam HHs - Fem HH W/Chld, no Husb

Type	Numeric (Double)
CST90490	Proportion Hispanic Householder Family Households that are Female Householder, No Husband Present, Households with Own Children Under 18 Years

 TST90490 - Prop H Fam HHs - Fem HH W/Chld, no Husb

Type	Numeric (Double)
TST90490	Proportion Hispanic Householder Family Households that are Female Householder, No Husband Present, Households with Own Children Under 18 Years

 BST90490 - Prop H Fam HHs - Fem HH W/Chld, no Husb

Type	Numeric (Double)
BST90490	Proportion Hispanic Householder Family Households that are Female Householder, No Husband Present, Households with Own Children Under 18 Years

 CST90491 - Prop Fam HHs - Other HH, no Sp Pres

Type	Numeric (Double)
CST90491	Proportion Family Households that are "Other Family" (Male or Female Householder, No Spouse Present) Households

 TST90491 - Prop Fam HHs - Other HH, no Sp Pres

Type	Numeric (Double)
TST90491	Proportion Family Households that are "Other Family" (Male or Female Householder, No Spouse Present) Households

 BST90491 - Prop Fam HHs - Other HH, no Sp Pres

Type	Numeric (Double)
------	------------------

BST90491	Proportion Family Households that are "Other Family" (Male or Female Householder, No Spouse Present) Households
----------	---

 CST90492 - Prop Wh Fam HHs - Other HH, no Sp P

Type	Numeric (Double)
CST90492	Proportion White Householder Family Households that are "Other Family" (Male or Female Householder, No Spouse Present) Households

 TST90492 - Prop Wh Fam HHs - Other HH, no Sp P

Type	Numeric (Double)
TST90492	Proportion White Householder Family Households that are "Other Family" (Male or Female Householder, No Spouse Present) Households

 BST90492 - Prop Wh Fam HHs - Other HH, no Sp P

Type	Numeric (Double)
BST90492	Proportion White Householder Family Households that are "Other Family" (Male or Female Householder, No Spouse Present) Households

 CST90493 - Prop Bl Fam HHs - Other HH, no Sp P


Type	Numeric (Double)
CST90493	Proportion Black Householder Family Households that are "Other Family" (Male or Female Householder, No Spouse Present) Households

 TST90493 - Prop Bl Fam HHs - Other HH, no Sp P

Type	Numeric (Double)
TST90493	Proportion Black Householder Family Households that are "Other Family" (Male or Female Householder, No Spouse Present) Households

 BST90493 - Prop Bl Fam HHs - Other HH, no Sp P

Type	Numeric (Double)
BST90493	Proportion Black Householder Family Households that are "Other Family" (Male or Female Householder, No Spouse Present) Households

 CST90494 - Prop A/PI Fam HHs - Other HH, no Sp P

Type	Numeric (Double)
CST90494	Proportion Asian or Pacific Islander Householder Family Households that are "Other Family" (Male or Female Householder, No Spouse Present) Households

 TST90494 - Prop A/PI Fam HHs - Other HH, no Sp P

Type	Numeric (Double)
TST90494	Proportion Asian or Pacific Islander Householder Family Households that are "Other Family" (Male or Female Householder, No Spouse Present) Households

 BST90494 - Prop A/PI Fam HHs - Other HH, no Sp P

Type	Numeric (Double)
BST90494	Proportion Asian or Pacific Islander Householder Family Households that are "Other Family" (Male or Female Householder, No Spouse Present) Households

 CST90495 - Prop Oth Fam HHs - Other HH, no Sp P


Type	Numeric (Double)
CST90495	Proportion Other Householder Family Households that are "Other Family" (Male or Female Householder, No Spouse Present) Households

 TST90495 - Prop Oth Fam HHs - Other HH, no Sp P

Type	Numeric (Double)
TST90495	Proportion Other Householder Family Households that are "Other Family" (Male or Female Householder, No Spouse Present) Households

 BST90495 - Prop Oth Fam HHs - Other HH, no Sp P

Type	Numeric (Double)
BST90495	Proportion Other Householder Family Households that are "Other Family" (Male or Female Householder, No Spouse Present) Households

 CST90496 - Prop H Fam HHs - Other HH, no Sp P

Type	Numeric (Double)
CST90496	Proportion Hispanic Householder Family Households that are "Other Family" (Male or Female Householder, No Spouse Present) Households


 TST90496 - Prop H Fam HHs - Other HH, no Sp P

Type	Numeric (Double)
TST90496	Proportion Hispanic Householder Family Households that are "Other Family" (Male or Female Householder, No Spouse Present) Households


 BST90496 - Prop H Fam HHs - Other HH, no Sp P

Type	Numeric (Double)
------	------------------


BST90496	Proportion Hispanic Householder Family Households that are "Other Family" (Male or Female Householder, No Spouse Present) Households
----------	--

 CST90497 - Prop Fam HHs - Oth HH, W/Chld no Sp P


Type	Numeric (Double)
CST90497	Proportion Family Households that are "Other Family" (Male or Female Householder, No Spouse Present) Households with Own Children Under 18 Years

 TST90497 - Prop Fam HHs - Oth HH, W/Chld no Sp P

Type	Numeric (Double)
TST90497	Proportion Family Households that are "Other Family" (Male or Female Householder, No Spouse Present) Households with Own Children Under 18 Years

 BST90497 - Prop Fam HHs - Oth HH, W/Chld no Sp P

Type	Numeric (Double)
BST90497	Proportion Family Households that are "Other Family" (Male or Female Householder, No Spouse Present) Households with Own Children Under 18 Years

 CST90498 - Prop Wh Fam HHs - Oth HH, W/Chld no Sp P

Type	Numeric (Double)
CST90498	Proportion White Householder Family Households that are "Other Family" (Male or Female Householder, No Spouse Present) Households with Own Children Under 18 Years

 TST90498 - Prop Wh Fam HHs - Oth HH, W/Chld no Sp P

Type	Numeric (Double)
TST90498	Proportion White Householder Family Households that are "Other Family" (Male or Female Householder, No Spouse Present) Households with Own Children Under 18 Years

 BST90498 - Prop Wh Fam HHs - Oth HH, W/Chld no Sp P

Type	Numeric (Double)
BST90498	Proportion White Householder Family Households that are "Other Family" (Male or Female Householder, No Spouse Present) Households with Own Children Under 18 Years

 CST90499 - Prop Bl Fam HHs - Oth HH, W/Chld no Sp P

Type	Numeric (Double)
CST90499	Proportion Black Householder Family Households that are "Other Family" (Male or Female Householder, No Spouse Present) Households with Own Children Under 18 Years

 TST90499 - Prop BI Fam HHs - Oth HH, W/Chld no Sp P

Type	Numeric (Double)
TST90499	Proportion Black Householder Family Households that are "Other Family" (Male or Female Householder, No Spouse Present) Households with Own Children Under 18 Years

 BST90499 - Prop BI Fam HHs - Oth HH, W/Chld no Sp P

Type	Numeric (Double)
BST90499	Proportion Black Householder Family Households that are "Other Family" (Male or Female Householder, No Spouse Present) Households with Own Children Under 18 Years

 CST90500 - Prop A/PI Fam HHs - Oth HH, W/Chld no Sp

Type	Numeric (Double)
CST90500	Proportion Asian or Pacific Islander Householder Family Households that are "Other Family" (Male or Female Householder, No Spouse Present) Households with Own Children Under 18 Years

 TST90500 - Prop A/PI Fam HHs - Oth HH, W/Chld no Sp

Type	Numeric (Double)
TST90500	Proportion Asian or Pacific Islander Householder Family Households that are "Other Family" (Male or Female Householder, No Spouse Present) Households with Own Children Under 18 Years

 BST90500 - Prop A/PI Fam HHs - Oth HH, W/Chld no Sp

Type	Numeric (Double)
BST90500	Proportion Asian or Pacific Islander Householder Family Households that are "Other Family" (Male or Female Householder, No Spouse Present) Households with Own Children Under 18 Years

 CST90501 - Prop Oth Fam HHs - Oth HH, W/Chld no Sp

Type	Numeric (Double)
CST90501	Proportion Other Householder Family Households that are "Other Family" (Male or Female Householder, No Spouse Present) Households with Own Children Under 18 Years

 TST90501 - Prop Oth Fam HHs - Oth HH, W/Chld no Sp

Type	Numeric (Double)
TST90501	Proportion Other Householder Family Households that are "Other Family" (Male or Female Householder, No Spouse Present) Households with Own Children Under 18 Years

 BST90501 - Prop Oth Fam HHs - Oth HH, W/Chld no Sp

Type	Numeric (Double)
BST90501	Proportion Other Householder Family Households that are "Other Family" (Male or Female Householder, No Spouse Present) Households with Own Children Under 18 Years

 CST90502 - Prop H Fam HHs - Oth HH, W/Chld no Sp P

Type	Numeric (Double)
CST90502	Proportion Hispanic Householder Family Households that are "Other Family" (Male or Female Householder, No Spouse Present) Households with Own Children Under 18 Years

 TST90502 - Prop H Fam HHs - Oth HH, W/Chld no Sp P

Type	Numeric (Double)
TST90502	Proportion Hispanic Householder Family Households that are "Other Family" (Male or Female Householder, No Spouse Present) Households with Own Children Under 18 Years

 BST90502 - Prop H Fam HHs - Oth HH, W/Chld no Sp P

Type	Numeric (Double)
BST90502	Proportion Hispanic Householder Family Households that are "Other Family" (Male or Female Householder, No Spouse Present) Households with Own Children Under 18 Years

 CST90503 - Prop Fam HHs W/Chld <18 Yrs

Type	Numeric (Double)
CST90503	Proportion Family Households with Own Children Under 18 Years

 TST90503 - Prop Fam HHs W/Chld <18 Yrs

Type	Numeric (Double)
TST90503	Proportion Family Households with Own Children Under 18 Years

 BST90503 - Prop Fam HHs W/Chld <18 Yrs

Type	Numeric (Double)
BST90503	Proportion Family Households with Own Children Under 18 Years

 CST90504 - Prop White Fam HHs W/Chld <18 Yrs

Type	Numeric (Double)
CST90504	Proportion White Householder Family Households with Own Children Under 18 Years

 TST90504 - Prop White Fam HHs W/Chld <18 Yrs

Type	Numeric (Double)
TST90504	Proportion White Householder Family Households with Own Children Under 18 Years

 BST90504 - Prop White Fam HHs W/Chld <18 Yrs

Type	Numeric (Double)
BST90504	Proportion White Householder Family Households with Own Children Under 18 Years

 CST90505 - Prop Black Fam HHs W/Chld <18 Yrs

Type	Numeric (Double)
CST90505	Proportion Black Householder Family Households with Own Children Under 18 Years

 TST90505 - Prop Black Fam HHs W/Chld <18 Yrs

Type	Numeric (Double)
TST90505	Proportion Black Householder Family Households with Own Children Under 18 Years

 BST90505 - Prop Black Fam HHs W/Chld <18 Yrs

Type	Numeric (Double)
BST90505	Proportion Black Householder Family Households with Own Children Under 18 Years

 CST90506 - Prop Asian/Pac Isl Fam HHs W/Chld <18

Type	Numeric (Double)
CST90506	Proportion Asian or Pacific Islander Householder Family Households with Own Children Under 18 Years

 TST90506 - Prop Asian/Pac Isl Fam HHs W/Chld <18

Type	Numeric (Double)
TST90506	Proportion Asian or Pacific Islander Householder Family Households with Own Children Under 18 Years

 BST90506 - Prop Asian/Pac Isl Fam HHs W/Chld <18

Type	Numeric (Double)
BST90506	Proportion Asian or Pacific Islander Householder Family Households with Own Children Under 18 Years

 CST90507 - Prop Other Fam HHs W/Chld <18 Yrs

Type	Numeric (Double)
CST90507	Proportion Other Householder Family Households with Own Children Under 18 Years

 TST90507 - Prop Other Fam HHs W/Chld <18 Yrs

Type	Numeric (Double)
TST90507	Proportion Other Householder Family Households with Own Children Under 18 Years

 BST90507 - Prop Other Fam HHs W/Chld <18 Yrs

Type	Numeric (Double)
BST90507	Proportion Other Householder Family Households with Own Children Under 18 Years

 CST90508 - Prop Hispanic Fam HHs W/Chld <18 Yrs


Type	Numeric (Double)
CST90508	Proportion Hispanic Householder Family Households with Own Children Under 18 Years

 TST90508 - Prop Hispanic Fam HHs W/Chld <18 Yrs


Type	Numeric (Double)
TST90508	Proportion Hispanic Householder Family Households with Own Children Under 18 Years

 BST90508 - Prop Hispanic Fam HHs W/Chld <18 Yrs


Type	Numeric (Double)
BST90508	Proportion Hispanic Householder Family Households with Own Children Under 18 Years

 CST90509 - # Chld <18 Yrs per Fam HH W/Chld <18

Type	Numeric (Double)
CST90509	Number of Own Children Under 18 Years per Family Household with Own Children Under 18 Years

 TST90509 - # Chld <18 Yrs per Fam HH W/Chld <18

Type	Numeric (Double)
TST90509	Number of Own Children Under 18 Years per Family Household with Own Children Under 18 Years

 BST90509 - # Chld <18 Yrs per Fam HH W/Chld <18

Type	Numeric (Double)
BST90509	Number of Own Children Under 18 Years per Family Household with Own Children Under 18 Years

 CST90510 - Prop Fam HHs W/Ch<18 - Fem HH, no H

Type	Numeric (Double)
CST90510	Proportion Family Households with Own Children Under 18 Years that are Female Householder, No Husband Present, Households

 TST90510 - Prop Fam HHs W/Ch<18 - Fem HH, no H

Type	Numeric (Double)
TST90510	Proportion Family Households with Own Children Under 18 Years that are Female Householder, No Husband Present, Households

 BST90510 - Prop Fam HHs W/Ch<18 - Fem HH, no H

Type	Numeric (Double)
BST90510	Proportion Family Households with Own Children Under 18 Years that are Female Householder, No Husband Present, Households

 CST90511 - Prop Wh Fam HHs W/Ch<18 - Fem HH, no H

Type	Numeric (Double)
CST90511	Proportion White Householder Family Households with Own Children Under 18 Years that are Female Householder, No Husband Present, Households

 TST90511 - Prop Wh Fam HHs W/Ch<18 - Fem HH, no H

Type	Numeric (Double)
TST90511	Proportion White Householder Family Households with Own Children Under 18 Years that are Female Householder, No Husband Present, Households

 BST90511 - Prop Wh Fam HHs W/Ch<18 - Fem HH, no H

Type	Numeric (Double)
BST90511	Proportion White Householder Family Households with Own Children Under 18 Years that are Female Householder, No Husband Present, Households

 CST90512 - Prop Bl Fam HHs W/Ch<18 - Fem HH, no H

Type	Numeric (Double)
CST90512	Proportion Black Householder Family Households with Own Children Under 18 Years that are Female Householder, No Husband Present, Households

 TST90512 - Prop Bl Fam HHs W/Ch<18 - Fem HH, no H

Type	Numeric (Double)
TST90512	Proportion Black Householder Family Households with Own Children Under 18 Years that are Female Householder, No Husband Present, Households

 BST90512 - Prop Bl Fam HHs W/Ch<18 - Fem HH, no H

Type	Numeric (Double)
BST90512	Proportion Black Householder Family Households with Own Children Under 18 Years that are Female Householder, No Husband Present, Households

 CST90513 - Prop A/PI Fam HHs W/Ch<18 - Fem HH, no H

Type	Numeric (Double)
CST90513	Proportion Asian or Pacific Islander Householder Family Households with Own Children Under 18 Years that are Female Householder, No Husband Present, Households

 TST90513 - Prop A/PI Fam HHs W/Ch<18 - Fem HH, no H

Type	Numeric (Double)
TST90513	Proportion Asian or Pacific Islander Householder Family Households with Own Children Under 18 Years that are Female Householder, No Husband Present, Households

 BST90513 - Prop A/PI Fam HHs W/Ch<18 - Fem HH, no H

Type	Numeric (Double)
BST90513	Proportion Asian or Pacific Islander Householder Family Households with Own Children Under 18 Years that are Female Householder, No Husband Present, Households

 CST90514 - Prop Oth Fam HHs W/Ch<18 - Fem HH, no H

Type	Numeric (Double)
CST90514	Proportion Other Householder Family Households with Own Children Under 18 Years that are Female Householder, No Husband Present, Households

 TST90514 - Prop Oth Fam HHs W/Ch<18 - Fem HH, no H

Type	Numeric (Double)
TST90514	Proportion Other Householder Family Households with Own Children Under 18 Years that are Female Householder, No Husband Present, Households

 BST90514 - Prop Oth Fam HHs W/Ch<18 - Fem HH, no H

Type	Numeric (Double)
BST90514	Proportion Other Householder Family Households with Own Children Under 18 Years that are Female Householder, No Husband Present, Households

 CST90515 - Prop H Fam HHs W/Ch<18 - Fem HH, no H

Type	Numeric (Double)
CST90515	Proportion Hispanic Householder Family Households with Own Children Under 18 Years that are Female Householder, No Husband Present, Households

 TST90515 - Prop H Fam HHs W/Ch<18 - Fem HH, no H

Type	Numeric (Double)
TST90515	Proportion Hispanic Householder Family Households with Own Children Under 18 Years that are Female Householder, No Husband Present, Households

 BST90515 - Prop H Fam HHs W/Ch<18 - Fem HH, no H

Type	Numeric (Double)
BST90515	Proportion Hispanic Householder Family Households with Own Children Under 18 Years that are Female Householder, No Husband Present, Households


 CST90516 - Prop Fam HHs W/Ch<18 - Oth HH, no Sp

Type	Numeric (Double)
CST90516	Proportion Family Households with Own Children Under 18 Years that are "Other Family" (Male or Female Householder, No Spouse Present) Households

 TST90516 - Prop Fam HHs W/Ch<18 - Oth HH, no Sp

Type	Numeric (Double)
------	------------------

TST90516	Proportion Family Households with Own Children Under 18 Years that are "Other Family" (Male or Female Householder, No Spouse Present) Households
----------	--

 BST90516 - Prop Fam HHs W/Ch<18 - Oth HH, no Sp

Type	Numeric (Double)
BST90516	Proportion Family Households with Own Children Under 18 Years that are "Other Family" (Male or Female Householder, No Spouse Present) Households

 CST90517 - Prop Wh Fam HHs W/Ch<18 - Oth HH, no Sp

Type	Numeric (Double)
CST90517	Proportion White Householder Family Households with Own Children Under 18 Years that are "Other Family" (Male or Female Householder, No Spouse Present) Households

 TST90517 - Prop Wh Fam HHs W/Ch<18 - Oth HH, no Sp

Type	Numeric (Double)
TST90517	Proportion White Householder Family Households with Own Children Under 18 Years that are "Other Family" (Male or Female Householder, No Spouse Present) Households

 BST90517 - Prop Wh Fam HHs W/Ch<18 - Oth HH, no Sp

Type	Numeric (Double)
BST90517	Proportion White Householder Family Households with Own Children Under 18 Years that are "Other Family" (Male or Female Householder, No Spouse Present) Households

 CST90518 - Prop Bl Fam HHs W/Ch<18 - Oth HH, no Sp


Type	Numeric (Double)
CST90518	Proportion Black Householder Family Households with Own Children Under 18 Years that are "Other Family" (Male or Female Householder, No Spouse Present) Households

 TST90518 - Prop Bl Fam HHs W/Ch<18 - Oth HH, no Sp

Type	Numeric (Double)
TST90518	Proportion Black Householder Family Households with Own Children Under 18 Years that are "Other Family" (Male or Female Householder, No Spouse Present) Households

 BST90518 - Prop Bl Fam HHs W/Ch<18 - Oth HH, no Sp


Type	Numeric (Double)
BST90518	Proportion Black Householder Family Households with Own Children Under 18 Years that are "Other Family" (Male or Female Householder, No Spouse Present) Households

 CST90519 - Prop A/PI Fam HHs W/Ch<18 - Oth HH, no S

Type	Numeric (Double)
CST90519	Proportion Asian or Pacific Islander Householder Family Households with Own Children Under 18 Years that are "Other Family" (Male or Female Householder, No Spouse Present) Households

 TST90519 - Prop A/PI Fam HHs W/Ch<18 - Oth HH, no S

Type	Numeric (Double)
TST90519	Proportion Asian or Pacific Islander Householder Family Households with Own Children Under 18 Years that are "Other Family" (Male or Female Householder, No Spouse Present) Households

 BST90519 - Prop A/PI Fam HHs W/Ch<18 - Oth HH, no S

Type	Numeric (Double)
BST90519	Proportion Asian or Pacific Islander Householder Family Households with Own Children Under 18 Years that are "Other Family" (Male or Female Householder, No Spouse Present) Households

 CST90520 - Prop Oth Fam HHs W/Ch<18 - Oth HH, no Sp

Type	Numeric (Double)
CST90520	Proportion Other Householder Family Households with Own Children Under 18 Years that are "Other Family" (Male or Female Householder, No Spouse Present) Households

 TST90520 - Prop Oth Fam HHs W/Ch<18 - Oth HH, no Sp

Type	Numeric (Double)
TST90520	Proportion Other Householder Family Households with Own Children Under 18 Years that are "Other Family" (Male or Female Householder, No Spouse Present) Households

 BST90520 - Prop Oth Fam HHs W/Ch<18 - Oth HH, no Sp

Type	Numeric (Double)
------	------------------

BST90520	Proportion Other Householder Family Households with Own Children Under 18 Years that are "Other Family" (Male or Female Householder, No Spouse Present) Households
----------	--

 CST90521 - Prop H Fam HHs W/Ch<18 - Oth HH, no Sp

Type	Numeric (Double)
CST90521	Proportion Hispanic Householder Family Households with Own Children Under 18 Years that are "Other Family" (Male or Female Householder, No Spouse Present) Households

 TST90521 - Prop H Fam HHs W/Ch<18 - Oth HH, no Sp

Type	Numeric (Double)
TST90521	Proportion Hispanic Householder Family Households with Own Children Under 18 Years that are "Other Family" (Male or Female Householder, No Spouse Present) Households

 BST90521 - Prop H Fam HHs W/Ch<18 - Oth HH, no Sp

Type	Numeric (Double)
BST90521	Proportion Hispanic Householder Family Households with Own Children Under 18 Years that are "Other Family" (Male or Female Householder, No Spouse Present) Households

 CST90522 - Prop Marr-Cpl Fam HHs W/Chld <18 Yrs

Type	Numeric (Double)
CST90522	Proportion Married-Couple Family Households with Own Children Under 18 Years

 TST90522 - Prop Marr-Cpl Fam HHs W/Chld <18 Yrs

Type	Numeric (Double)
TST90522	Proportion Married-Couple Family Households with Own Children Under 18 Years


 BST90522 - Prop Marr-Cpl Fam HHs W/Chld <18 Yrs

Type	Numeric (Double)
BST90522	Proportion Married-Couple Family Households with Own Children Under 18 Years


 CST90523 - Prop Wh Marr-Cpl Fam HHs W/Chld <18 Yrs

Type	Numeric (Double)
------	------------------

CST90523	Proportion White Householder Married-Couple Family Households with Own Children Under 18 Years
----------	--

 TST90523 - Prop Wh Marr-Cpl Fam HHs W/Chld <18 Yrs


Type	Numeric (Double)
TST90523	Proportion White Householder Married-Couple Family Households with Own Children Under 18 Years

 BST90523 - Prop Wh Marr-Cpl Fam HHs W/Chld <18 Yrs

Type	Numeric (Double)
BST90523	Proportion White Householder Married-Couple Family Households with Own Children Under 18 Years

 CST90524 - Prop Bl Marr-Cpl Fam HHs W/Chld <18 Yrs

Type	Numeric (Double)
CST90524	Proportion Black Householder Married-Couple Family Households with Own Children Under 18 Years

 TST90524 - Prop Bl Marr-Cpl Fam HHs W/Chld <18 Yrs


Type	Numeric (Double)
TST90524	Proportion Black Householder Married-Couple Family Households with Own Children Under 18 Years

 BST90524 - Prop Bl Marr-Cpl Fam HHs W/Chld <18 Yrs

Type	Numeric (Double)
BST90524	Proportion Black Householder Married-Couple Family Households with Own Children Under 18 Years

 CST90525 - Prop A/PI Marr-Cpl Fam HHs W/Chld <18 Y


Type	Numeric (Double)
CST90525	Proportion Asian or Pacific Islander Householder Married-Couple Family Households with Own Children Under 18 Years

 TST90525 - Prop A/PI Marr-Cpl Fam HHs W/Chld <18 Y


Type	Numeric (Double)
TST90525	Proportion Asian or Pacific Islander Householder Married-Couple Family Households with Own Children Under 18 Years

 BST90525 - Prop A/PI Marr-Cpl Fam HHs W/Chld <18 Y


Type	Numeric (Double)
BST90525	Proportion Asian or Pacific Islander Householder Married-Couple Family Households with Own Children Under 18 Years

 CST90526 - Prop Oth Marr-Cpl Fam HHs W/Chld <18 Yrs

Type	Numeric (Double)
CST90526	Proportion Other Householder Married-Couple Family Households with Own Children Under 18 Years

 TST90526 - Prop Oth Marr-Cpl Fam HHs W/Chld <18 Yrs

Type	Numeric (Double)
TST90526	Proportion Other Householder Married-Couple Family Households with Own Children Under 18 Years

 BST90526 - Prop Oth Marr-Cpl Fam HHs W/Chld <18 Yrs

Type	Numeric (Double)
BST90526	Proportion Other Householder Married-Couple Family Households with Own Children Under 18 Years

 CST90527 - Prop H Marr-Cpl Fam HHs W/Chld <18 Yrs

Type	Numeric (Double)
CST90527	Proportion Hispanic Householder Married-Couple Family Households with Own Children Under 18 Years

 TST90527 - Prop H Marr-Cpl Fam HHs W/Chld <18 Yrs

Type	Numeric (Double)
TST90527	Proportion Hispanic Householder Married-Couple Family Households with Own Children Under 18 Years

 BST90527 - Prop H Marr-Cpl Fam HHs W/Chld <18 Yrs

Type	Numeric (Double)
BST90527	Proportion Hispanic Householder Married-Couple Family Households with Own Children Under 18 Years

 CST90528 - # Chld <18 per Marr-Cpl Fam HH W/Chld

Type	Numeric (Double)
CST90528	Number of Own Children Under 18 Years per Married-Couple Family Household with Own Children Under 18 Years

 TST90528 - # Chld <18 per Marr-Cpl Fam HH W/Chld

Type	Numeric (Double)
TST90528	Number of Own Children Under 18 Years per Married-Couple Family Household with Own Children Under 18 Years

 BST90528 - # Chld <18 per Marr-Cpl Fam HH W/Chld

Type	Numeric (Double)
BST90528	Number of Own Children Under 18 Years per Married-Couple Family Household with Own Children Under 18 Years

 CST90529 - Prop Fem HH no Husb Pres, W/Chld <18

Type	Numeric (Double)
CST90529	Proportion Female Householder, No Husband Present, Households with Own Children Under 18 Years

 TST90529 - Prop Fem HH no Husb Pres, W/Chld <18

Type	Numeric (Double)
TST90529	Proportion Female Householder, No Husband Present, Households with Own Children Under 18 Years

 BST90529 - Prop Fem HH no Husb Pres, W/Chld <18

Type	Numeric (Double)
BST90529	Proportion Female Householder, No Husband Present, Households with Own Children Under 18 Years

 CST90530 - Prop Wh Fem HH no Husb P, W/Chld <18

Type	Numeric (Double)
CST90530	Proportion White Female Householder, No Husband Present, Households with Own Children Under 18 Years

 TST90530 - Prop Wh Fem HH no Husb P, W/Chld <18

Type	Numeric (Double)
TST90530	Proportion White Female Householder, No Husband Present, Households with Own Children Under 18 Years

 BST90530 - Prop Wh Fem HH no Husb P, W/Chld <18

Type	Numeric (Double)
BST90530	Proportion White Female Householder, No Husband Present, Households with Own Children Under 18 Years

 CST90531 - Prop Bl Fem HH no Hub P, W/Chld <18

Type	Numeric (Double)
CST90531	Proportion Black Female Householder, No Husband Present, Households with Own Children Under 18 Years

 TST90531 - Prop Bl Fem HH no Hub P, W/Chld <18


Type	Numeric (Double)
TST90531	Proportion Black Female Householder, No Husband Present, Households with Own Children Under 18 Years

 BST90531 - Prop Bl Fem HH no Hub P, W/Chld <18

Type	Numeric (Double)
BST90531	Proportion Black Female Householder, No Husband Present, Households with Own Children Under 18 Years

 CST90532 - Prop A/PI Fem HH no Hub P, W/Chld <18

Type	Numeric (Double)
CST90532	Proportion Asian or Pacific Islander Female Householder, No Husband Present, Households with Own Children Under 18 Years

 TST90532 - Prop A/PI Fem HH no Hub P, W/Chld <18

Type	Numeric (Double)
TST90532	Proportion Asian or Pacific Islander Female Householder, No Husband Present, Households with Own Children Under 18 Years

 BST90532 - Prop A/PI Fem HH no Hub P, W/Chld <18

Type	Numeric (Double)
BST90532	Proportion Asian or Pacific Islander Female Householder, No Husband Present, Households with Own Children Under 18 Years

 CST90533 - Prop Oth Fem HH no Hub P, W/Chld <18

Type	Numeric (Double)
CST90533	Proportion Other Female Householder, No Husband Present, Households with Own Children Under 18 Years

 TST90533 - Prop Oth Fem HH no Hub P, W/Chld <18

Type	Numeric (Double)
TST90533	Proportion Other Female Householder, No Husband Present, Households with Own Children Under 18 Years

 BST90533 - Prop Oth Fem HH no Husb P, W/Chld <18

Type	Numeric (Double)
BST90533	Proportion Other Female Householder, No Husband Present, Households with Own Children Under 18 Years

 CST90534 - Prop H Fem HH no Husb P, W/Chld <18

Type	Numeric (Double)
CST90534	Proportion Hispanic Female Householder, No Husband Present, Households with Own Children Under 18 Years

 TST90534 - Prop H Fem HH no Husb P, W/Chld <18


Type	Numeric (Double)
TST90534	Proportion Hispanic Female Householder, No Husband Present, Households with Own Children Under 18 Years

 BST90534 - Prop H Fem HH no Husb P, W/Chld <18

Type	Numeric (Double)
BST90534	Proportion Hispanic Female Householder, No Husband Present, Households with Own Children Under 18 Years

 CST90535 - # Chld <18 per Fem HH W/ Chld, no Husb P

Type	Numeric (Double)
CST90535	Number of Own Children Under 18 Years per Female Householder, No Husband Present, Household with Own Children Under 18 Years

 TST90535 - # Chld <18 per Fem HH W/ Chld, no Husb P

Type	Numeric (Double)
TST90535	Number of Own Children Under 18 Years per Female Householder, No Husband Present, Household with Own Children Under 18 Years

 BST90535 - # Chld <18 per Fem HH W/ Chld, no Husb P

Type	Numeric (Double)
BST90535	Number of Own Children Under 18 Years per Female Householder, No Husband Present, Household with Own Children Under 18 Years

 CST90536 - Prop Other HH no Sp Pres, W/Chld <18

Type	Numeric (Double)
CST90536	Proportion "Other Family" (Male or Female Householder, No Spouse Present), Households with Own Children Under 18 Years

 TST90536 - Prop Other HH no Sp Pres, W/Chld <18

Type	Numeric (Double)
TST90536	Proportion "Other Family" (Male or Female Householder, No Spouse Present), Households with Own Children Under 18 Years

 BST90536 - Prop Other HH no Sp Pres, W/Chld <18


Type	Numeric (Double)
BST90536	Proportion "Other Family" (Male or Female Householder, No Spouse Present), Households with Own Children Under 18 Years

 CST90537 - Prop Wh Oth HH no Sp Pres, W/Chld <18

Type	Numeric (Double)
CST90537	Proportion White "Other Family" (Male or Female Householder, No Spouse Present), Households with Own Children Under 18 Years

 TST90537 - Prop Wh Oth HH no Sp Pres, W/Chld <18

Type	Numeric (Double)
TST90537	Proportion White "Other Family" (Male or Female Householder, No Spouse Present), Households with Own Children Under 18 Years

 BST90537 - Prop Wh Oth HH no Sp Pres, W/Chld <18

Type	Numeric (Double)
BST90537	Proportion White "Other Family" (Male or Female Householder, No Spouse Present), Households with Own Children Under 18 Years

 CST90538 - Prop Bl Oth HH no Sp Pres, W/Chld <18


Type	Numeric (Double)
CST90538	Proportion Black "Other Family" (Male or Female Householder, No Spouse Present), Households with Own Children Under 18 Years

 TST90538 - Prop Bl Oth HH no Sp Pres, W/Chld <18

Type	Numeric (Double)
TST90538	Proportion Black "Other Family" (Male or Female Householder, No Spouse Present), Households with Own Children Under 18 Years

 BST90538 - Prop Bl Oth HH no Sp Pres, W/Chld <18


Type	Numeric (Double)
BST90538	Proportion Black "Other Family" (Male or Female Householder, No Spouse Present), Households with Own Children Under 18 Years

 CST90539 - Prop A/PI Oth HH no Sp Pres, W/Chld <18


Type	Numeric (Double)
CST90539	Proportion Asian or Pacific Islander "Other Family" (Male or Female Householder, No Spouse Present), Households with Own Children Under 18 Years

 TST90539 - Prop A/PI Oth HH no Sp Pres, W/Chld <18

Type	Numeric (Double)
TST90539	Proportion Asian or Pacific Islander "Other Family" (Male or Female Householder, No Spouse Present), Households with Own Children Under 18 Years

 BST90539 - Prop A/PI Oth HH no Sp Pres, W/Chld <18

Type	Numeric (Double)
BST90539	Proportion Asian or Pacific Islander "Other Family" (Male or Female Householder, No Spouse Present), Households with Own Children Under 18 Years

 CST90540 - Prop Oth Oth HH no Sp Pres, W/Chld <18

Type	Numeric (Double)
CST90540	Proportion Other "Other Family" (Male or Female Householder, No Spouse Present), Households with Own Children Under 18 Years

 TST90540 - Prop Oth Oth HH no Sp Pres, W/Chld <18

Type	Numeric (Double)
TST90540	Proportion Other "Other Family" (Male or Female Householder, No Spouse Present), Households with Own Children Under 18 Years

 BST90540 - Prop Oth Oth HH no Sp Pres, W/Chld <18

Type	Numeric (Double)
BST90540	Proportion Other "Other Family" (Male or Female Householder, No Spouse Present), Households with Own Children Under 18 Years

 CST90541 - Prop H Oth HH no Sp Pres, W/Chld <18

Type	Numeric (Double)
CST90541	Proportion Hispanic "Other Family" (Male or Female Householder, No Spouse Present), Households with Own Children Under 18 Years

 TST90541 - Prop H Oth HH no Sp Pres, W/Chld <18


Type	Numeric (Double)
TST90541	Proportion Hispanic "Other Family" (Male or Female Householder, No Spouse Present), Households with Own Children Under 18 Years

 BST90541 - Prop H Oth HH no Sp Pres, W/Chld <18


Type	Numeric (Double)
BST90541	Proportion Hispanic "Other Family" (Male or Female Householder, No Spouse Present), Households with Own Children Under 18 Years

 CST90542 - # Chld <18 per Oth HH W/ Chld, no Sp P

Type	Numeric (Double)
CST90542	Number of Own Children Under 18 Years per "Other Family" (Male or Female Householder, No Spouse Present) Household with Own Children Under 18 Years

 TST90542 - # Chld <18 per Oth HH W/ Chld, no Sp P

Type	Numeric (Double)
TST90542	Number of Own Children Under 18 Years per "Other Family" (Male or Female Householder, No Spouse Present) Household with Own Children Under 18 Years

 BST90542 - # Chld <18 per Oth HH W/ Chld, no Sp P

Type	Numeric (Double)
BST90542	Number of Own Children Under 18 Years per "Other Family" (Male or Female Householder, No Spouse Present) Household with Own Children Under 18 Years

 CST90543 - Prop <18 In Fams Not Liv W/Both Pars

Type	Numeric (Double)
CST90543	Proportion of Own Children Under 18 Years in Families and Subfamilies Who are Not Living with Both Parents

 TST90543 - Prop <18 In Fams Not Liv W/Both Pars

Type	Numeric (Double)
TST90543	Proportion of Own Children Under 18 Years in Families and Subfamilies Who are Not Living with Both Parents


 BST90543 - Prop <18 In Fams Not Liv W/Both Pars

Type	Numeric (Double)
------	------------------


BST90543	Proportion of Own Children Under 18 Years in Families and Subfamilies Who are Not Living with Both Parents
----------	--

 CST90544 - Median Household Income

Type	Numeric (Double)
CST90544	Median Household Income

 TST90544 - Median Household Income

Type	Numeric (Double)
TST90544	Median Household Income

 BST90544 - Median Household Income

Type	Numeric (Double)
BST90544	Median Household Income

 CST90545 - Median Household Income for Whites

Type	Numeric (Double)
CST90545	Median Household Income for Whites

 TST90545 - Median Household Income for Whites

Type	Numeric (Double)
TST90545	Median Household Income for Whites

 BST90545 - Median Household Income for Whites

Type	Numeric (Double)
BST90545	Median Household Income for Whites

 CST90546 - Median Household Income for Blacks

Type	Numeric (Double)
CST90546	Median Household Income for Blacks

 TST90546 - Median Household Income for Blacks

Type	Numeric (Double)
TST90546	Median Household Income for Blacks

 BST90546 - Median Household Income for Blacks

Type	Numeric (Double)
BST90546	Median Household Income for Blacks

 CST90547 - Median Household Income for Asian/PacIsl

Type	Numeric (Double)
CST90547	Median Household Income for Asians or Pacific Islanders

 TST90547 - Median Household Income for Asian/PacIsl

Type	Numeric (Double)
TST90547	Median Household Income for Asians or Pacific Islanders

 BST90547 - Median Household Income for Asian/PacIsl

Type	Numeric (Double)
BST90547	Median Household Income for Asians or Pacific Islanders

 CST90548 - Median Household Income for Others

Type	Numeric (Double)
CST90548	Median Household Income for Others

 TST90548 - Median Household Income for Others

Type	Numeric (Double)
TST90548	Median Household Income for Others

 BST90548 - Median Household Income for Others

Type	Numeric (Double)
BST90548	Median Household Income for Others

 CST90549 - Median Household Income for Hispanics

Type	Numeric (Double)
CST90549	Median Household Income for Hispanics

 TST90549 - Median Household Income for Hispanics

Type	Numeric (Double)
TST90549	Median Household Income for Hispanics

 BST90549 - Median Household Income for Hispanics


Type	Numeric (Double)
BST90549	Median Household Income for Hispanics

 CST90550 - Std Dev in Household Income

Type	Numeric (Double)
CST90550	Standard Deviation in Household Income Distribution

 TST90550 - Std Dev in Household Income

Type	Numeric (Double)
TST90550	Standard Deviation in Household Income Distribution

 BST90550 - Std Dev in Household Income

Type	Numeric (Double)
BST90550	Standard Deviation in Household Income Distribution

 CST90551 - Std Dev in HH Income for Whites

Type	Numeric (Double)
CST90551	Standard Deviation in Household Income Distribution for Whites

 TST90551 - Std Dev in HH Income for Whites

Type	Numeric (Double)
TST90551	Standard Deviation in Household Income Distribution for Whites

 BST90551 - Std Dev in HH Income for Whites

Type	Numeric (Double)
BST90551	Standard Deviation in Household Income Distribution for Whites

 CST90552 - Std Dev in HH Income for Blacks

Type	Numeric (Double)
CST90552	Standard Deviation in Household Income Distribution for Blacks

 TST90552 - Std Dev in HH Income for Blacks

Type	Numeric (Double)
TST90552	Standard Deviation in Household Income Distribution for Blacks

 BST90552 - Std Dev in HH Income for Blacks

Type	Numeric (Double)
BST90552	Standard Deviation in Household Income Distribution for Blacks

 CST90553 - Std Dev in HH Income for Asian/PacIsl

Type	Numeric (Double)
------	------------------

CST90553	Standard Deviation in Household Income Distribution for Asians or Pacific Islanders
----------	---

 TST90553 - Std Dev in HH Income for Asian/PacIsl

Type	Numeric (Double)
TST90553	Standard Deviation in Household Income Distribution for Asians or Pacific Islanders

 BST90553 - Std Dev in HH Income for Asian/PacIsl

Type	Numeric (Double)
BST90553	Standard Deviation in Household Income Distribution for Asians or Pacific Islanders

 CST90554 - Std Dev in HH Income for Others

Type	Numeric (Double)
CST90554	Standard Deviation in Household Income Distribution for Others

 TST90554 - Std Dev in HH Income for Others

Type	Numeric (Double)
TST90554	Standard Deviation in Household Income Distribution for Others

 BST90554 - Std Dev in HH Income for Others


Type	Numeric (Double)
BST90554	Standard Deviation in Household Income Distribution for Others

 CST90555 - Std Dev in HH Income for Hispanics

Type	Numeric (Double)
CST90555	Standard Deviation in Household Income Distribution for Hispanics

 TST90555 - Std Dev in HH Income for Hispanics


Type	Numeric (Double)
TST90555	Standard Deviation in Household Income Distribution for Hispanics

 BST90555 - Std Dev in HH Income for Hispanics


Type	Numeric (Double)
BST90555	Standard Deviation in Household Income Distribution for Hispanics

 CST90556 - Prop HHs W/ Income < \$15,000

Type	Numeric (Double)
CST90556	Proportion Households with Income Less than \$15,000

 TST90556 - Prop HHs W/ Income < \$15,000

Type	Numeric (Double)
TST90556	Proportion Households with Income Less than \$15,000

 BST90556 - Prop HHs W/ Income < \$15,000

Type	Numeric (Double)
BST90556	Proportion Households with Income Less than \$15,000

 CST90557 - Prop White HHs W/ Income < \$15,000


Type	Numeric (Double)
CST90557	Proportion White Householder Households with Income Less than \$15,000

 TST90557 - Prop White HHs W/ Income < \$15,000

Type	Numeric (Double)
TST90557	Proportion White Householder Households with Income Less than \$15,000

 BST90557 - Prop White HHs W/ Income < \$15,000


Type	Numeric (Double)
BST90557	Proportion White Householder Households with Income Less than \$15,000

 CST90558 - Prop Black HHs W/ Income < \$15,000


Type	Numeric (Double)
CST90558	Proportion Black Householder Households with Income Less than \$15,000

 TST90558 - Prop Black HHs W/ Income < \$15,000

Type	Numeric (Double)
TST90558	Proportion Black Householder Households with Income Less than \$15,000

 BST90558 - Prop Black HHs W/ Income < \$15,000

Type	Numeric (Double)
BST90558	Proportion Black Householder Households with Income Less than \$15,000

 CST90559 - Prop Asian/PI HHs W/ Income < \$15,000

Type	Numeric (Double)
------	------------------

CST90559	Proportion Asian or Pacific Islander Householder Households with Income Less than \$15,000
----------	--

 TST90559 - Prop Asian/PI HHs W/ Income < \$15,000

Type	Numeric (Double)
TST90559	Proportion Asian or Pacific Islander Householder Households with Income Less than \$15,000

 BST90559 - Prop Asian/PI HHs W/ Income < \$15,000

Type	Numeric (Double)
BST90559	Proportion Asian or Pacific Islander Householder Households with Income Less than \$15,000

 CST90560 - Prop Oth HHs W/ Income < \$15,000

Type	Numeric (Double)
CST90560	Proportion Other Householder Households with Income Less than \$15,000

 TST90560 - Prop Oth HHs W/ Income < \$15,000

Type	Numeric (Double)
TST90560	Proportion Other Householder Households with Income Less than \$15,000

 BST90560 - Prop Oth HHs W/ Income < \$15,000

Type	Numeric (Double)
BST90560	Proportion Other Householder Households with Income Less than \$15,000

 CST90561 - Prop Hispanic HHs W/ Income < \$15,000

Type	Numeric (Double)
CST90561	Proportion Hispanic Householder Households with Income Less than \$15,000

 TST90561 - Prop Hispanic HHs W/ Income < \$15,000


Type	Numeric (Double)
TST90561	Proportion Hispanic Householder Households with Income Less than \$15,000

 BST90561 - Prop Hispanic HHs W/ Income < \$15,000


Type	Numeric (Double)
BST90561	Proportion Hispanic Householder Households with Income Less than \$15,000

 CST90562 - Prop HHs W/ Income < \$25,000


Type	Numeric (Double)
CST90562	Proportion Households with Income Less than \$25,000

 TST90562 - Prop HHs W/ Income < \$25,000

Type	Numeric (Double)
TST90562	Proportion Households with Income Less than \$25,000

 BST90562 - Prop HHs W/ Income < \$25,000

Type	Numeric (Double)
BST90562	Proportion Households with Income Less than \$25,000

 CST90563 - Prop White HHs W/ Income < \$25,000

Type	Numeric (Double)
CST90563	Proportion White Householder Households with Income Less than \$25,000

 TST90563 - Prop White HHs W/ Income < \$25,000


Type	Numeric (Double)
TST90563	Proportion White Householder Households with Income Less than \$25,000

 BST90563 - Prop White HHs W/ Income < \$25,000


Type	Numeric (Double)
BST90563	Proportion White Householder Households with Income Less than \$25,000

 CST90564 - Prop Black HHs W/ Income < \$25,000


Type	Numeric (Double)
CST90564	Proportion Black Householder Households with Income Less than \$25,000

 TST90564 - Prop Black HHs W/ Income < \$25,000

Type	Numeric (Double)
TST90564	Proportion Black Householder Households with Income Less than \$25,000

 BST90564 - Prop Black HHs W/ Income < \$25,000

Type	Numeric (Double)
BST90564	Proportion Black Householder Households with Income Less than \$25,000

 CST90565 - Prop Asian/PI HHs W/ Income < \$25,000

Type	Numeric (Double)
------	------------------

CST90565	Proportion Asian or Pacific Islander Householder Households with Income Less than \$25,000
----------	--

 TST90565 - Prop Asian/PI HHs W/ Income < \$25,000

Type	Numeric (Double)
TST90565	Proportion Asian or Pacific Islander Householder Households with Income Less than \$25,000

 BST90565 - Prop Asian/PI HHs W/ Income < \$25,000

Type	Numeric (Double)
BST90565	Proportion Asian or Pacific Islander Householder Households with Income Less than \$25,000

 CST90566 - Prop Other HHs W/ Income < \$25,000

Type	Numeric (Double)
CST90566	Proportion Other Householder Households with Income Less than \$25,000

 TST90566 - Prop Other HHs W/ Income < \$25,000

Type	Numeric (Double)
TST90566	Proportion Other Householder Households with Income Less than \$25,000

 BST90566 - Prop Other HHs W/ Income < \$25,000

Type	Numeric (Double)
BST90566	Proportion Other Householder Households with Income Less than \$25,000

 CST90567 - Prop Hispanic HHs W/ Income < \$25,000

Type	Numeric (Double)
CST90567	Proportion Hispanic Householder Households with Income Less than \$25,000

 TST90567 - Prop Hispanic HHs W/ Income < \$25,000

Type	Numeric (Double)
TST90567	Proportion Hispanic Householder Households with Income Less than \$25,000

 BST90567 - Prop Hispanic HHs W/ Income < \$25,000

Type	Numeric (Double)
BST90567	Proportion Hispanic Householder Households with Income Less than \$25,000

 CST90568 - Prop HHs W/ Income \$50,000+


Type	Numeric (Double)
CST90568	Proportion Households with Income \$50,000 or More

 TST90568 - Prop HHs W/ Income \$50,000+


Type	Numeric (Double)
TST90568	Proportion Households with Income \$50,000 or More

 BST90568 - Prop HHs W/ Income \$50,000+

Type	Numeric (Double)
BST90568	Proportion Households with Income \$50,000 or More

 CST90569 - Prop White HHs W/ Income \$50,000+


Type	Numeric (Double)
CST90569	Proportion White Householder Households with Income \$50,000 or More

 TST90569 - Prop White HHs W/ Income \$50,000+


Type	Numeric (Double)
TST90569	Proportion White Householder Households with Income \$50,000 or More

 BST90569 - Prop White HHs W/ Income \$50,000+


Type	Numeric (Double)
BST90569	Proportion White Householder Households with Income \$50,000 or More

 CST90570 - Prop Black HHs W/ Income \$50,000+


Type	Numeric (Double)
CST90570	Proportion Black Householder Households with Income \$50,000 or More

 TST90570 - Prop Black HHs W/ Income \$50,000+

Type	Numeric (Double)
TST90570	Proportion Black Householder Households with Income \$50,000 or More

 BST90570 - Prop Black HHs W/ Income \$50,000+

Type	Numeric (Double)
BST90570	Proportion Black Householder Households with Income \$50,000 or More

 CST90571 - Prop Asian/PI HHs W/ Income \$50,000+

Type	Numeric (Double)
------	------------------

CST90571	Proportion Asian or Pacific Islander Householder Households with Income \$50,000 or More
----------	--

 TST90571 - Prop Asian/PI HHs W/ Income \$50,000+


Type	Numeric (Double)
TST90571	Proportion Asian or Pacific Islander Householder Households with Income \$50,000 or More

 BST90571 - Prop Asian/PI HHs W/ Income \$50,000+

Type	Numeric (Double)
BST90571	Proportion Asian or Pacific Islander Householder Households with Income \$50,000 or More

 CST90572 - Prop Other HHs W/ Income \$50,000+

Type	Numeric (Double)
CST90572	Proportion Other Householder Households with Income \$50,000 or More

 TST90572 - Prop Other HHs W/ Income \$50,000+

Type	Numeric (Double)
TST90572	Proportion Other Householder Households with Income \$50,000 or More

 BST90572 - Prop Other HHs W/ Income \$50,000+

Type	Numeric (Double)
BST90572	Proportion Other Householder Households with Income \$50,000 or More

 CST90573 - Prop Hispanic HHs W/ Income \$50,000+

Type	Numeric (Double)
CST90573	Proportion Hispanic Householder Households with Income \$50,000 or More

 TST90573 - Prop Hispanic HHs W/ Income \$50,000+

Type	Numeric (Double)
TST90573	Proportion Hispanic Householder Households with Income \$50,000 or More

 BST90573 - Prop Hispanic HHs W/ Income \$50,000+

Type	Numeric (Double)
BST90573	Proportion Hispanic Householder Households with Income \$50,000 or More

 CST90574 - Prop HHs W/ Income \$75,000+


Type	Numeric (Double)
CST90574	Proportion Households with Income \$75,000 or More

 TST90574 - Prop HHs W/ Income \$75,000+


Type	Numeric (Double)
TST90574	Proportion Households with Income \$75,000 or More

 BST90574 - Prop HHs W/ Income \$75,000+


Type	Numeric (Double)
BST90574	Proportion Households with Income \$75,000 or More

 CST90575 - Prop White HHs W/ Income \$75,000+


Type	Numeric (Double)
CST90575	Proportion White Householder Households with Income \$75,000 or More

 TST90575 - Prop White HHs W/ Income \$75,000+


Type	Numeric (Double)
TST90575	Proportion White Householder Households with Income \$75,000 or More

 BST90575 - Prop White HHs W/ Income \$75,000+


Type	Numeric (Double)
BST90575	Proportion White Householder Households with Income \$75,000 or More

 CST90576 - Prop Black HHs W/ Income \$75,000+

Type	Numeric (Double)
CST90576	Proportion Black Householder Households with Income \$75,000 or More

 TST90576 - Prop Black HHs W/ Income \$75,000+

Type	Numeric (Double)
TST90576	Proportion Black Householder Households with Income \$75,000 or More

 BST90576 - Prop Black HHs W/ Income \$75,000+

Type	Numeric (Double)
BST90576	Proportion Black Householder Households with Income \$75,000 or More

 CST90577 - Prop Asian/PI HHs W/ Income \$75,000+

Type	Numeric (Double)
------	------------------


CST90577	Proportion Asian or Pacific Islander Householder Households with Income \$75,000 or More
----------	--

 TST90577 - Prop Asian/PI HHs W/ Income \$75,000+


Type	Numeric (Double)
TST90577	Proportion Asian or Pacific Islander Householder Households with Income \$75,000 or More

 BST90577 - Prop Asian/PI HHs W/ Income \$75,000+


Type	Numeric (Double)
BST90577	Proportion Asian or Pacific Islander Householder Households with Income \$75,000 or More

 CST90578 - Prop Other HHs W/ Income \$75,000+

Type	Numeric (Double)
CST90578	Proportion Other Householder Households with Income \$75,000 or More

 TST90578 - Prop Other HHs W/ Income \$75,000+

Type	Numeric (Double)
TST90578	Proportion Other Householder Households with Income \$75,000 or More

 BST90578 - Prop Other HHs W/ Income \$75,000+

Type	Numeric (Double)
BST90578	Proportion Other Householder Households with Income \$75,000 or More

 CST90579 - Prop Hispanic HHs W/ Income \$75,000+

Type	Numeric (Double)
CST90579	Proportion Hispanic Householder Households with Income \$75,000 or More

 TST90579 - Prop Hispanic HHs W/ Income \$75,000+


Type	Numeric (Double)
TST90579	Proportion Hispanic Householder Households with Income \$75,000 or More

 BST90579 - Prop Hispanic HHs W/ Income \$75,000+

Type	Numeric (Double)
BST90579	Proportion Hispanic Householder Households with Income \$75,000 or More

 CST90580 - Prop HHs W/ Public Assist Income

Type	Numeric (Double)
CST90580	Proportion Households with Public Assistance Income

 TST90580 - Prop HHs W/ Public Assist Income

Type	Numeric (Double)
TST90580	Proportion Households with Public Assistance Income

 BST90580 - Prop HHs W/ Public Assist Income

Type	Numeric (Double)
BST90580	Proportion Households with Public Assistance Income

 CST90581 - Public Assist Inc per HH W/ Pub Assist


Type	Numeric (Double)
CST90581	Public Assistance Income per Household with Public Assistance Income

 TST90581 - Public Assist Inc per HH W/ Pub Assist


Type	Numeric (Double)
TST90581	Public Assistance Income per Household with Public Assistance Income

 BST90581 - Public Assist Inc per HH W/ Pub Assist

Type	Numeric (Double)
BST90581	Public Assistance Income per Household with Public Assistance Income

 CST90582 - Median Family Income


Type	Numeric (Double)
CST90582	Median Family Income

 TST90582 - Median Family Income

Type	Numeric (Double)
TST90582	Median Family Income

 BST90582 - Median Family Income

Type	Numeric (Double)
BST90582	Median Family Income

 CST90583 - Std Dev in Family Income

Type	Numeric (Double)
CST90583	Standard Deviation in Family Income Distribution

 TST90583 - Std Dev in Family Income

Type	Numeric (Double)
TST90583	Standard Deviation in Family Income Distribution

 BST90583 - Std Dev in Family Income

Type	Numeric (Double)
BST90583	Standard Deviation in Family Income Distribution

 CST90584 - Prop Families W/ Income < \$15,000

Type	Numeric (Double)
CST90584	Proportion Families with Income Less than \$15,000

 TST90584 - Prop Families W/ Income < \$15,000

Type	Numeric (Double)
TST90584	Proportion Families with Income Less than \$15,000

 BST90584 - Prop Families W/ Income < \$15,000

Type	Numeric (Double)
BST90584	Proportion Families with Income Less than \$15,000

 CST90585 - Prop Families W/ Income < \$25,000

Type	Numeric (Double)
CST90585	Proportion Families with Income Less than \$25,000

 TST90585 - Prop Families W/ Income < \$25,000

Type	Numeric (Double)
TST90585	Proportion Families with Income Less than \$25,000

 BST90585 - Prop Families W/ Income < \$25,000

Type	Numeric (Double)
BST90585	Proportion Families with Income Less than \$25,000

 CST90586 - Prop Families W/ Income \$50,000+

Type	Numeric (Double)
CST90586	Proportion Families with Income \$50,000 or More

 TST90586 - Prop Families W/ Income \$50,000+

Type	Numeric (Double)
TST90586	Proportion Families with Income \$50,000 or More

 BST90586 - Prop Families W/ Income \$50,000+

Type	Numeric (Double)
BST90586	Proportion Families with Income \$50,000 or More

 CST90587 - Prop Families W/ Income \$75,000+

Type	Numeric (Double)
CST90587	Proportion Families with Income \$75,000 or More

 TST90587 - Prop Families W/ Income \$75,000+

Type	Numeric (Double)
TST90587	Proportion Families with Income \$75,000 or More

 BST90587 - Prop Families W/ Income \$75,000+

Type	Numeric (Double)
BST90587	Proportion Families with Income \$75,000 or More

 CST90588 - Ave Fam Inc of Marr-Cpl Fams W/Chld<18

Type	Numeric (Double)
CST90588	Average Family Income of Married-Couple Families with Own Children Under 18 Years

 TST90588 - Ave Fam Inc of Marr-Cpl Fams W/Chld<18

Type	Numeric (Double)
TST90588	Average Family Income of Married-Couple Families with Own Children Under 18 Years

 BST90588 - Ave Fam Inc of Marr-Cpl Fams W/Chld<18

Type	Numeric (Double)
BST90588	Average Family Income of Married-Couple Families with Own Children Under 18 Years

 CST90589 - Ave Fam Inc of Female HH W/Chld, no Husb

Type	Numeric (Double)
CST90589	Average Family Income of Female Householder, No Husband Present, Families with Own Children Under 18 Years

 TST90589 - Ave Fam Inc of Female HH W/Chld, no Husb

Type	Numeric (Double)
TST90589	Average Family Income of Female Householder, No Husband Present, Families with Own Children Under 18 Years

 BST90589 - Ave Fam Inc of Female HH W/Chld, no Husb

Type	Numeric (Double)
BST90589	Average Family Income of Female Householder, No Husband Present, Families with Own Children Under 18 Years

 CST90590 - Ave Fam Inc of Other HH W/Chld, no Sp

Type	Numeric (Double)
CST90590	Average Family Income of "Other Family" (Male or Female Householder, No Spouse Present) Families with Own Children Under 18 Years

 TST90590 - Ave Fam Inc of Other HH W/Chld, no Sp

Type	Numeric (Double)
TST90590	Average Family Income of "Other Family" (Male or Female Householder, No Spouse Present) Families with Own Children Under 18 Years

 BST90590 - Ave Fam Inc of Other HH W/Chld, no Sp

Type	Numeric (Double)
BST90590	Average Family Income of "Other Family" (Male or Female Householder, No Spouse Present) Families with Own Children Under 18 Years

 CST90591 - Per Capita Income

Type	Numeric (Double)
CST90591	Per Capita Income in 1989

 TST90591 - Per Capita Income

Type	Numeric (Double)
TST90591	Per Capita Income in 1989

 BST90591 - Per Capita Income


Type	Numeric (Double)
BST90591	Per Capita Income in 1989

 CST90592 - Per Capita Income, White


Type	Numeric (Double)
CST90592	White Per Capita Income in 1989

 TST90592 - Per Capita Income, White


Type	Numeric (Double)
TST90592	White Per Capita Income in 1989

 BST90592 - Per Capita Income, White


Type	Numeric (Double)
BST90592	White Per Capita Income in 1989

 CST90593 - Per Capita Income, Black

Type	Numeric (Double)
CST90593	Black Per Capita Income in 1989

 TST90593 - Per Capita Income, Black

Type	Numeric (Double)
TST90593	Black Per Capita Income in 1989

 BST90593 - Per Capita Income, Black

Type	Numeric (Double)
BST90593	Black Per Capita Income in 1989

 CST90594 - Per Capita Income, Asian/Pac Isl


Type	Numeric (Double)
CST90594	Asian or Pacific Islander Per Capita Income in 1989

 TST90594 - Per Capita Income, Asian/Pac Isl

Type	Numeric (Double)
TST90594	Asian or Pacific Islander Per Capita Income in 1989

 BST90594 - Per Capita Income, Asian/Pac Isl

Type	Numeric (Double)
BST90594	Asian or Pacific Islander Per Capita Income in 1989

 CST90595 - Per Capita Income, Other

Type	Numeric (Double)
CST90595	Other Per Capita Income in 1989

 TST90595 - Per Capita Income, Other

Type	Numeric (Double)
TST90595	Other Per Capita Income in 1989

 BST90595 - Per Capita Income, Other

Type	Numeric (Double)
BST90595	Other Per Capita Income in 1989

 CST90596 - Per Capita Income, Hispanic


Type	Numeric (Double)
CST90596	Hispanic Per Capita Income in 1989

 TST90596 - Per Capita Income, Hispanic

Type	Numeric (Double)
TST90596	Hispanic Per Capita Income in 1989

 BST90596 - Per Capita Income, Hispanic

Type	Numeric (Double)
BST90596	Hispanic Per Capita Income in 1989

 CST90597 - Per Capita Income (Persons in HHs)

Type	Numeric (Double)
CST90597	Per Capita Income (Persons in Households; Excluding Institutionalized and Other Persons in Group Quarters)

 TST90597 - Per Capita Income (Persons in HHs)

Type	Numeric (Double)
TST90597	Per Capita Income (Persons in Households; Excluding Institutionalized and Other Persons in Group Quarters)

 BST90597 - Per Capita Income (Persons in HHs)

Type	Numeric (Double)
BST90597	Per Capita Income (Persons in Households; Excluding Institutionalized and Other Persons in Group Quarters)

 CST90598 - Prop Persons W/ Inc in 1989 < Pov Lev

Type	Numeric (Double)
CST90598	Proportion Persons with Income in 1989 Below Poverty Level

 TST90598 - Prop Persons W/ Inc in 1989 < Pov Lev

Type	Numeric (Double)
TST90598	Proportion Persons with Income in 1989 Below Poverty Level

 BST90598 - Prop Persons W/ Inc in 1989 < Pov Lev

Type	Numeric (Double)
BST90598	Proportion Persons with Income in 1989 Below Poverty Level

 CST90599 - Prop Whites W/ Inc in 1989 < Pov Lev

Type	Numeric (Double)
CST90599	Proportion Whites with Income in 1989 Below Poverty Level

 TST90599 - Prop Whites W/ Inc in 1989 < Pov Lev

Type	Numeric (Double)
TST90599	Proportion Whites with Income in 1989 Below Poverty Level

 BST90599 - Prop Whites W/ Inc in 1989 < Pov Lev

Type	Numeric (Double)
BST90599	Proportion Whites with Income in 1989 Below Poverty Level

 CST90600 - Prop Blacks W/ Inc in 1989 < Pov Lev

Type	Numeric (Double)
CST90600	Proportion Blacks with Income in 1989 Below Poverty Level

 TST90600 - Prop Blacks W/ Inc in 1989 < Pov Lev

Type	Numeric (Double)
TST90600	Proportion Blacks with Income in 1989 Below Poverty Level

 BST90600 - Prop Blacks W/ Inc in 1989 < Pov Lev

Type	Numeric (Double)
BST90600	Proportion Blacks with Income in 1989 Below Poverty Level

 CST90601 - Prop Asian/PI W/ Inc in 1989 < Pov Lev

Type	Numeric (Double)
CST90601	Proportion Asians or Pacific Islanders with Income in 1989 Below Poverty Level

 TST90601 - Prop Asian/PI W/ Inc in 1989 < Pov Lev

Type	Numeric (Double)
TST90601	Proportion Asians or Pacific Islanders with Income in 1989 Below Poverty Level

 BST90601 - Prop Asian/PI W/ Inc in 1989 < Pov Lev

Type	Numeric (Double)
BST90601	Proportion Asians or Pacific Islanders with Income in 1989 Below Poverty Level

 CST90602 - Prop Others W/ Inc in 1989 < Pov Lev

Type	Numeric (Double)
CST90602	Proportion Others with Income in 1989 Below Poverty Level

 TST90602 - Prop Others W/ Inc in 1989 < Pov Lev

Type	Numeric (Double)
TST90602	Proportion Others with Income in 1989 Below Poverty Level

 BST90602 - Prop Others W/ Inc in 1989 < Pov Lev

Type	Numeric (Double)
BST90602	Proportion Others with Income in 1989 Below Poverty Level

 CST90603 - Prop Hispanics W/ Inc in 1989 < Pov Lev

Type	Numeric (Double)
CST90603	Proportion Hispanics with Income in 1989 Below Poverty Level

 TST90603 - Prop Hispanics W/ Inc in 1989 < Pov Lev

Type	Numeric (Double)
TST90603	Proportion Hispanics with Income in 1989 Below Poverty Level

 BST90603 - Prop Hispanics W/ Inc in 1989 < Pov Lev

Type	Numeric (Double)
BST90603	Proportion Hispanics with Income in 1989 Below Poverty Level

 CST90604 - Prop <18 Yrs W/ Income < Pov Lev


Type	Numeric (Double)
CST90604	Proportion Persons Under 18 Years with Income Below Poverty Level

 TST90604 - Prop <18 Yrs W/ Income < Pov Lev


Type	Numeric (Double)
TST90604	Proportion Persons Under 18 Years with Income Below Poverty Level

 BST90604 - Prop <18 Yrs W/ Income < Pov Lev


Type	Numeric (Double)
BST90604	Proportion Persons Under 18 Years with Income Below Poverty Level

 CST90605 - Prop 18-24 Yrs W/ 1989 Inc < Pov Lev


Type	Numeric (Double)
CST90605	Proportion Persons 18-24 Years with 1989 Income Below Poverty Level

 TST90605 - Prop 18-24 Yrs W/ 1989 Inc < Pov Lev


Type	Numeric (Double)
TST90605	Proportion Persons 18-24 Years with 1989 Income Below Poverty Level

 BST90605 - Prop 18-24 Yrs W/ 1989 Inc < Pov Lev


Type	Numeric (Double)
BST90605	Proportion Persons 18-24 Years with 1989 Income Below Poverty Level

 CST90606 - Prop 25-34 Yrs W/ 1989 Inc < Pov Lev


Type	Numeric (Double)
CST90606	Proportion Persons 25-34 Years with 1989 Income Below Poverty Level

 TST90606 - Prop 25-34 Yrs W/ 1989 Inc < Pov Lev


Type	Numeric (Double)
TST90606	Proportion Persons 25-34 Years with 1989 Income Below Poverty Level

 BST90606 - Prop 25-34 Yrs W/ 1989 Inc < Pov Lev


Type	Numeric (Double)
BST90606	Proportion Persons 25-34 Years with 1989 Income Below Poverty Level

 CST90607 - Prop 35-54 Yrs W/ 1989 Inc < Pov Lev


Type	Numeric (Double)
CST90607	Proportion Persons 35-54 Years with 1989 Income Below Poverty Level

 TST90607 - Prop 35-54 Yrs W/ 1989 Inc < Pov Lev

Type	Numeric (Double)
TST90607	Proportion Persons 35-54 Years with 1989 Income Below Poverty Level

 BST90607 - Prop 35-54 Yrs W/ 1989 Inc < Pov Lev


Type	Numeric (Double)
BST90607	Proportion Persons 35-54 Years with 1989 Income Below Poverty Level

 CST90608 - Prop 55-64 Yrs W/ 1989 Inc < Pov Lev


Type	Numeric (Double)
CST90608	Proportion Persons 55-64 Years with 1989 Income Below Poverty Level

 TST90608 - Prop 55-64 Yrs W/ 1989 Inc < Pov Lev


Type	Numeric (Double)
TST90608	Proportion Persons 55-64 Years with 1989 Income Below Poverty Level

 BST90608 - Prop 55-64 Yrs W/ 1989 Inc < Pov Lev


Type	Numeric (Double)
BST90608	Proportion Persons 55-64 Years with 1989 Income Below Poverty Level

 CST90609 - Prop 65+ W/ 1989 Inc < Pov Lev

Type	Numeric (Double)
CST90609	Proportion Persons 65 Years and over with 1989 Income Below Poverty Level

 TST90609 - Prop 65+ W/ 1989 Inc < Pov Lev

Type	Numeric (Double)
TST90609	Proportion Persons 65 Years and over with 1989 Income Below Poverty Level

 BST90609 - Prop 65+ W/ 1989 Inc < Pov Lev

Type	Numeric (Double)
BST90609	Proportion Persons 65 Years and over with 1989 Income Below Poverty Level

 CST90610 - Prop Wh <18 Yrs W/ Income < Pov Lev

Type	Numeric (Double)
CST90610	Proportion Whites Under 18 Years with Income Below Poverty Level

 TST90610 - Prop Wh <18 Yrs W/ Income < Pov Lev

Type	Numeric (Double)
TST90610	Proportion Whites Under 18 Years with Income Below Poverty Level

 BST90610 - Prop Wh <18 Yrs W/ Income < Pov Lev

Type	Numeric (Double)
BST90610	Proportion Whites Under 18 Years with Income Below Poverty Level

 CST90611 - Prop Bl <18 Yrs W/ Income < Pov Lev

Type	Numeric (Double)
CST90611	Proportion Blacks Under 18 Years with Income Below Poverty Level

 TST90611 - Prop Bl <18 Yrs W/ Income < Pov Lev

Type	Numeric (Double)
TST90611	Proportion Blacks Under 18 Years with Income Below Poverty Level

 BST90611 - Prop Bl <18 Yrs W/ Income < Pov Lev

Type	Numeric (Double)
BST90611	Proportion Blacks Under 18 Years with Income Below Poverty Level

 CST90612 - Prop As/PI <18 Yrs W/ Income < Pov Lev

Type	Numeric (Double)
CST90612	Proportion Asians or Pacific Islanders Under 18 Years with Income Below Poverty Level

 TST90612 - Prop As/PI <18 Yrs W/ Income < Pov Lev

Type	Numeric (Double)
TST90612	Proportion Asians or Pacific Islanders Under 18 Years with Income Below Poverty Level

 BST90612 - Prop As/PI <18 Yrs W/ Income < Pov Lev

Type	Numeric (Double)
BST90612	Proportion Asians or Pacific Islanders Under 18 Years with Income Below Poverty Level

 CST90613 - Prop Oth <18 Yrs W/ Income < Pov Lev


Type	Numeric (Double)
CST90613	Proportion Other Race Persons Under 18 Years with Income Below Poverty Level

 TST90613 - Prop Oth <18 Yrs W/ Income < Pov Lev


Type	Numeric (Double)
TST90613	Proportion Other Race Persons Under 18 Years with Income Below Poverty Level

 BST90613 - Prop Oth <18 Yrs W/ Income < Pov Lev


Type	Numeric (Double)
BST90613	Proportion Other Race Persons Under 18 Years with Income Below Poverty Level

 CST90614 - Prop Wh 18-64 Yrs W/ Income < Pov Lev


Type	Numeric (Double)
CST90614	Proportion Whites 18-64 Years with Income Below Poverty Level

 TST90614 - Prop Wh 18-64 Yrs W/ Income < Pov Lev


Type	Numeric (Double)
TST90614	Proportion Whites 18-64 Years with Income Below Poverty Level

 BST90614 - Prop Wh 18-64 Yrs W/ Income < Pov Lev


Type	Numeric (Double)
BST90614	Proportion Whites 18-64 Years with Income Below Poverty Level

 CST90615 - Prop Bl 18-64 Yrs W/ Income < Pov Lev

Type	Numeric (Double)
CST90615	Proportion Blacks 18-64 Years with Income Below Poverty Level

 TST90615 - Prop Bl 18-64 Yrs W/ Income < Pov Lev

Type	Numeric (Double)
TST90615	Proportion Blacks 18-64 Years with Income Below Poverty Level

 BST90615 - Prop Bl 18-64 Yrs W/ Income < Pov Lev

Type	Numeric (Double)
BST90615	Proportion Blacks 18-64 Years with Income Below Poverty Level

 CST90616 - Prop Asian/PI 18-64 Yrs W/ Inc < Pov Lev


Type	Numeric (Double)
CST90616	Proportion Asian or Pacific Islander 18-64 Years with Income Below Poverty Level

 TST90616 - Prop Asian/PI 18-64 Yrs W/ Inc < Pov Lev


Type	Numeric (Double)
TST90616	Proportion Asian or Pacific Islander 18-64 Years with Income Below Poverty Level

 BST90616 - Prop Asian/PI 18-64 Yrs W/ Inc < Pov Lev

Type	Numeric (Double)
BST90616	Proportion Asian or Pacific Islander 18-64 Years with Income Below Poverty Level

 CST90617 - Prop Oth 18-64 Yrs W/ Income < Pov Lev


Type	Numeric (Double)
CST90617	Proportion Other Race Persons 18-64 Years with Income Below Poverty Level

 TST90617 - Prop Oth 18-64 Yrs W/ Income < Pov Lev


Type	Numeric (Double)
TST90617	Proportion Other Race Persons 18-64 Years with Income Below Poverty Level

 BST90617 - Prop Oth 18-64 Yrs W/ Income < Pov Lev


Type	Numeric (Double)
BST90617	Proportion Other Race Persons 18-64 Years with Income Below Poverty Level

 CST90618 - Prop Wh 65+ W/ Income < Pov Lev


Type	Numeric (Double)
CST90618	Proportion Whites 65+ Years with Income Below Poverty Level

 TST90618 - Prop Wh 65+ W/ Income < Pov Lev


Type	Numeric (Double)
TST90618	Proportion Whites 65+ Years with Income Below Poverty Level

 BST90618 - Prop Wh 65+ W/ Income < Pov Lev


Type	Numeric (Double)
BST90618	Proportion Whites 65+ Years with Income Below Poverty Level

 CST90619 - Prop Bl 65+ W/ Income < Pov Lev

Type	Numeric (Double)
CST90619	Proportion Blacks 65+ Years with Income Below Poverty Level

 TST90619 - Prop Bl 65+ W/ Income < Pov Lev

Type	Numeric (Double)
TST90619	Proportion Blacks 65+ Years with Income Below Poverty Level

 BST90619 - Prop Bl 65+ W/ Income < Pov Lev

Type	Numeric (Double)
BST90619	Proportion Blacks 65+ Years with Income Below Poverty Level

 CST90620 - Prop Asian/PI 65+ Yrs W/ Inc < Pov Lev

Type	Numeric (Double)
CST90620	Proportion Asian or Pacific Islander 65+ Years with Income Below Poverty Level

 TST90620 - Prop Asian/PI 65+ Yrs W/ Inc < Pov Lev

Type	Numeric (Double)
TST90620	Proportion Asian or Pacific Islander 65+ Years with Income Below Poverty Level

 BST90620 - Prop Asian/PI 65+ Yrs W/ Inc < Pov Lev


Type	Numeric (Double)
BST90620	Proportion Asian or Pacific Islander 65+ Years with Income Below Poverty Level

 CST90621 - Prop Oth 65+ W/ Income < Pov Lev

Type	Numeric (Double)
CST90621	Proportion Other Race Persons 65+ Years with Income Below Poverty Level

 TST90621 - Prop Oth 65+ W/ Income < Pov Lev

Type	Numeric (Double)
TST90621	Proportion Other Race Persons 65+ Years with Income Below Poverty Level

 BST90621 - Prop Oth 65+ W/ Income < Pov Lev

Type	Numeric (Double)
BST90621	Proportion Other Race Persons 65+ Years with Income Below Poverty Level

 CST90622 - Prop Fems <18 Yrs W/ 1989 Inc < Pov Lev

Type	Numeric (Double)
CST90622	Proportion Females Under 18 Years with 1989 Income Below Poverty Level

 TST90622 - Prop Fems <18 Yrs W/ 1989 Inc < Pov Lev

Type	Numeric (Double)
TST90622	Proportion Females Under 18 Years with 1989 Income Below Poverty Level

 BST90622 - Prop Fems <18 Yrs W/ 1989 Inc < Pov Lev

Type	Numeric (Double)
BST90622	Proportion Females Under 18 Years with 1989 Income Below Poverty Level

 CST90623 - Prop Fems 18-64 W/ 1989 Inc < Pov Lev


Type	Numeric (Double)
CST90623	Proportion Females 18-64 Years with 1989 Income Below Poverty Level

 TST90623 - Prop Fems 18-64 W/ 1989 Inc < Pov Lev


Type	Numeric (Double)
TST90623	Proportion Females 18-64 Years with 1989 Income Below Poverty Level

 BST90623 - Prop Fems 18-64 W/ 1989 Inc < Pov Lev

Type	Numeric (Double)
BST90623	Proportion Females 18-64 Years with 1989 Income Below Poverty Level

 CST90624 - Prop Fems 65+ W/ 1989 Inc < Pov Lev


Type	Numeric (Double)
CST90624	Proportion Females 65+Years with 1989 Income Below Poverty Level

 TST90624 - Prop Fems 65+ W/ 1989 Inc < Pov Lev

Type	Numeric (Double)
TST90624	Proportion Females 65+Years with 1989 Income Below Poverty Level

 BST90624 - Prop Fems 65+ W/ 1989 Inc < Pov Lev

Type	Numeric (Double)
BST90624	Proportion Females 65+Years with 1989 Income Below Poverty Level

 CST90625 - Prop 1989 Inc to Pov Lev Ratio < 1.85

Type	Numeric (Double)
CST90625	Proportion Persons with Ratio of Income in 1989 to Poverty Level Less than 1.85

 TST90625 - Prop 1989 Inc to Pov Lev Ratio < 1.85

Type	Numeric (Double)
TST90625	Proportion Persons with Ratio of Income in 1989 to Poverty Level Less than 1.85

 BST90625 - Prop 1989 Inc to Pov Lev Ratio < 1.85

Type	Numeric (Double)
BST90625	Proportion Persons with Ratio of Income in 1989 to Poverty Level Less than 1.85

 CST90626 - Prop Fams W/ Inc in 1989 < Pov Lev

Type	Numeric (Double)
CST90626	Proportion Families with Income in 1989 Below Poverty Level

 TST90626 - Prop Fams W/ Inc in 1989 < Pov Lev

Type	Numeric (Double)
TST90626	Proportion Families with Income in 1989 Below Poverty Level

 BST90626 - Prop Fams W/ Inc in 1989 < Pov Lev

Type	Numeric (Double)
BST90626	Proportion Families with Income in 1989 Below Poverty Level

 CST90627 - Prop Wh Fams W/ Inc in 1989 < Pov Lev

Type	Numeric (Double)
CST90627	Proportion White Householder Families with Income in 1989 Below Poverty Level

 TST90627 - Prop Wh Fams W/ Inc in 1989 < Pov Lev

Type	Numeric (Double)
TST90627	Proportion White Householder Families with Income in 1989 Below Poverty Level

 BST90627 - Prop Wh Fams W/ Inc in 1989 < Pov Lev

Type	Numeric (Double)
BST90627	Proportion White Householder Families with Income in 1989 Below Poverty Level

 CST90628 - Prop Bl Fams W/ Inc in 1989 < Pov Lev

Type	Numeric (Double)
CST90628	Proportion Black Householder Families with Income in 1989 Below Poverty Level

 TST90628 - Prop Bl Fams W/ Inc in 1989 < Pov Lev

Type	Numeric (Double)
------	------------------

TST90628	Proportion Black Householder Families with Income in 1989 Below Poverty Level
----------	---

 BST90628 - Prop Bl Fams W/ Inc in 1989 < Pov Lev

Type	Numeric (Double)
BST90628	Proportion Black Householder Families with Income in 1989 Below Poverty Level

 CST90629 - Prop Asian/PI Fams W/ Inc 1989 < Pov Lev

Type	Numeric (Double)
CST90629	Proportion Asian or Pacific Islander Householder Families with Income in 1989 Below Poverty Level

 TST90629 - Prop Asian/PI Fams W/ Inc 1989 < Pov Lev

Type	Numeric (Double)
TST90629	Proportion Asian or Pacific Islander Householder Families with Income in 1989 Below Poverty Level

 BST90629 - Prop Asian/PI Fams W/ Inc 1989 < Pov Lev

Type	Numeric (Double)
BST90629	Proportion Asian or Pacific Islander Householder Families with Income in 1989 Below Poverty Level

 CST90630 - Prop Oth Fams W/ Inc in 1989 < Pov Lev

Type	Numeric (Double)
CST90630	Proportion Other Race Householder Families with Income in 1989 Below Poverty Level

 TST90630 - Prop Oth Fams W/ Inc in 1989 < Pov Lev


Type	Numeric (Double)
TST90630	Proportion Other Race Householder Families with Income in 1989 Below Poverty Level

 BST90630 - Prop Oth Fams W/ Inc in 1989 < Pov Lev

Type	Numeric (Double)
BST90630	Proportion Other Race Householder Families with Income in 1989 Below Poverty Level

 CST90631 - Prop H Fams W/ Inc in 1989 < Pov Lev


Type	Numeric (Double)
CST90631	Proportion Hispanic Householder Families with Income in 1989 Below Poverty Level

 TST90631 - Prop H Fams W/ Inc in 1989 < Pov Lev

Type	Numeric (Double)
TST90631	Proportion Hispanic Householder Families with Income in 1989 Below Poverty Level

 BST90631 - Prop H Fams W/ Inc in 1989 < Pov Lev


Type	Numeric (Double)
BST90631	Proportion Hispanic Householder Families with Income in 1989 Below Poverty Level

 CST90632 - Prop Fams W/ Chld <18, < Pov Lev

Type	Numeric (Double)
CST90632	Proportion Families with Related Children Under 18Years with Income in 1989 Below Poverty Level

 TST90632 - Prop Fams W/ Chld <18, < Pov Lev

Type	Numeric (Double)
TST90632	Proportion Families with Related Children Under 18 Years with Income in 1989 Below Poverty Level

 BST90632 - Prop Fams W/ Chld <18, < Pov Lev

Type	Numeric (Double)
BST90632	Proportion Families with Related Children Under 18 Years with Income in 1989 Below Poverty Level

 CST90633 - Prop White Fams W/ Chld <18, < Pov Lev

Type	Numeric (Double)
CST90633	Proportion White Householder Families with Related Children Under 18 Years with Income in 1989 Below Poverty Level

 TST90633 - Prop White Fams W/ Chld <18, < Pov Lev

Type	Numeric (Double)
TST90633	Proportion White Householder Families with Related Children Under 18 Years with Income in 1989 Below Poverty Level

 BST90633 - Prop White Fams W/ Chld <18, < Pov Lev

Type	Numeric (Double)
BST90633	Proportion White Householder Families with Related Children Under 18 Years with Income in 1989 Below Poverty Level

 CST90634 - Prop Black Fams W/ Chld <18, < Pov Lev

Type	Numeric (Double)
CST90634	Proportion Black Householder Families with Related Children Under 18 Years with Income in 1989 Below Poverty Level

 TST90634 - Prop Black Fams W/ Chld <18, < Pov Lev

Type	Numeric (Double)
TST90634	Proportion Black Householder Families with Related Children Under 18 Years with Income in 1989 Below Poverty Level

 BST90634 - Prop Black Fams W/ Chld <18, < Pov Lev

Type	Numeric (Double)
BST90634	Proportion Black Householder Families with Related Children Under 18 Years with Income in 1989 Below Poverty Level

 CST90635 - Prop Asian/PI Fams W/ Ch <18, < Pov Lev

Type	Numeric (Double)
CST90635	Proportion Asian or Pacific Islander Householder Families with Related Children Under 18 Years with Income in 1989 Below Poverty Level

 TST90635 - Prop Asian/PI Fams W/ Ch <18, < Pov Lev

Type	Numeric (Double)
TST90635	Proportion Asian or Pacific Islander Householder Families with Related Children Under 18 Years with Income in 1989 Below Poverty Level

 BST90635 - Prop Asian/PI Fams W/ Ch <18, < Pov Lev

Type	Numeric (Double)
BST90635	Proportion Asian or Pacific Islander Householder Families with Related Children Under 18 Years with Income in 1989 Below Poverty Level

 CST90636 - Prop Other Fams W/ Chld <18, < Pov Lev

Type	Numeric (Double)
CST90636	Proportion Other Race Householder Families with Related Children Under 18 Years with Income in 1989 Below Poverty Level

 TST90636 - Prop Other Fams W/ Chld <18, < Pov Lev

Type	Numeric (Double)
TST90636	Proportion Other Race Householder Families with Related Children Under 18 Years with Income in 1989 Below Poverty Level

 BST90636 - Prop Other Fams W/ Chld <18, < Pov Lev

Type	Numeric (Double)
BST90636	Proportion Other Race Householder Families with Related Children Under 18 Years with Income in 1989 Below Poverty Level

 CST90637 - Prop Hispanic Fams W/ Ch <18, < Pov Lev

Type	Numeric (Double)
CST90637	Proportion Hispanic Householder Families with Related Children Under 18 Years with Income in 1989 Below Poverty Level

 TST90637 - Prop Hispanic Fams W/ Ch <18, < Pov Lev

Type	Numeric (Double)
TST90637	Proportion Hispanic Householder Families with Related Children Under 18 Years with Income in 1989 Below Poverty Level

 BST90637 - Prop Hispanic Fams W/ Ch <18, < Pov Lev

Type	Numeric (Double)
BST90637	Proportion Hispanic Householder Families with Related Children Under 18 Years with Income in 1989 Below Poverty Level

 CST90638 - Prop Marr-Cple Fams, < Pov Lev

Type	Numeric (Double)
CST90638	Proportion Married-Couple Families with Income in 1989 Below Poverty Level

 TST90638 - Prop Marr-Cple Fams, < Pov Lev

Type	Numeric (Double)
TST90638	Proportion Married-Couple Families with Income in 1989 Below Poverty Level

 BST90638 - Prop Marr-Cple Fams, < Pov Lev

Type	Numeric (Double)
BST90638	Proportion Married-Couple Families with Income in 1989 Below Poverty Level

 CST90639 - Prop White Marr-Cple Fams, < Pov Lev

Type	Numeric (Double)
CST90639	Proportion White Householder Married-Couple Families with Income in 1989 Below Poverty Level

 TST90639 - Prop White Marr-Cple Fams, < Pov Lev

Type	Numeric (Double)
TST90639	Proportion White Householder Married-Couple Families with Income in 1989 Below Poverty Level

 BST90639 - Prop White Marr-Cple Fams, < Pov Lev

Type	Numeric (Double)
BST90639	Proportion White Householder Married-Couple Families with Income in 1989 Below Poverty Level

 CST90640 - Prop Black Marr-Cple Fams, < Pov Lev

Type	Numeric (Double)
CST90640	Proportion Black Householder Married-Couple Families with Income in 1989 Below Poverty Level

 TST90640 - Prop Black Marr-Cple Fams, < Pov Lev

Type	Numeric (Double)
TST90640	Proportion Black Householder Married-Couple Families with Income in 1989 Below Poverty Level

 BST90640 - Prop Black Marr-Cple Fams, < Pov Lev

Type	Numeric (Double)
BST90640	Proportion Black Householder Married-Couple Families with Income in 1989 Below Poverty Level

 CST90641 - Prop Asian/PI Marr-Cple Fams, < Pov Lev

Type	Numeric (Double)
CST90641	Proportion Asian or Pacific Islander Householder Married-Couple Families with Income in 1989 Below Poverty Level

 TST90641 - Prop Asian/PI Marr-Cple Fams, < Pov Lev

Type	Numeric (Double)
TST90641	Proportion Asian or Pacific Islander Householder Married-Couple Families with Income in 1989 Below Poverty Level

 BST90641 - Prop Asian/PI Marr-Cple Fams, < Pov Lev

Type	Numeric (Double)
BST90641	Proportion Asian or Pacific Islander Householder Married-Couple Families with Income in 1989 Below Poverty Level

 CST90642 - Prop Other Marr-Cple Fams, < Pov Lev

Type	Numeric (Double)
CST90642	Proportion Other Race Householder Married-Couple Families with Income in 1989 Below Poverty Level

 TST90642 - Prop Other Marr-Cple Fams, < Pov Lev

Type	Numeric (Double)
TST90642	Proportion Other Race Householder Married-Couple Families with Income in 1989 Below Poverty Level

 BST90642 - Prop Other Marr-Cple Fams, < Pov Lev

Type	Numeric (Double)
BST90642	Proportion Other Race Householder Married-Couple Families with Income in 1989 Below Poverty Level

 CST90643 - Prop Hispanic Marr-Cple Fams, < Pov Lev

Type	Numeric (Double)
CST90643	Proportion Hispanic Householder Married-Couple Families with Income in 1989 Below Poverty Level

 TST90643 - Prop Hispanic Marr-Cple Fams, < Pov Lev


Type	Numeric (Double)
TST90643	Proportion Hispanic Householder Married-Couple Families with Income in 1989 Below Poverty Level

 BST90643 - Prop Hispanic Marr-Cple Fams, < Pov Lev

Type	Numeric (Double)
BST90643	Proportion Hispanic Householder Married-Couple Families with Income in 1989 Below Poverty Level

 CST90644 - Prop Marr-Cple Fams W/Ch, < Pov Lev


Type	Numeric (Double)
CST90644	Proportion Married-Couple Families with Related Children Under 18 Years with Income in 1989 Below Poverty Level

 TST90644 - Prop Marr-Cple Fams W/Ch, < Pov Lev


Type	Numeric (Double)
TST90644	Proportion Married-Couple Families with Related Children Under 18 Years with Income in 1989 Below Poverty Level

 BST90644 - Prop Marr-Cple Fams W/Ch, < Pov Lev


Type	Numeric (Double)
BST90644	Proportion Married-Couple Families with Related Children Under 18 Years with Income in 1989 Below Poverty Level

 CST90645 - Prop Wh Marr-Cple Fams W/Ch, < Pov Lev


Type	Numeric (Double)
CST90645	Proportion White Householder Married-Couple Families with Related Children Under 18 Years with Income in 1989 Below Poverty Level

 TST90645 - Prop Wh Marr-Cple Fams W/Ch, < Pov Lev

Type	Numeric (Double)
TST90645	Proportion White Householder Married-Couple Families with Related Children Under 18 Years with Income in 1989 Below Poverty Level

 BST90645 - Prop Wh Marr-Cple Fams W/Ch, < Pov Lev

Type	Numeric (Double)
BST90645	Proportion White Householder Married-Couple Families with Related Children Under 18 Years with Income in 1989 Below Poverty Level

 CST90646 - Prop Bl Marr-Cple Fams W/Ch, < Pov Lev

Type	Numeric (Double)
CST90646	Proportion Black Householder Married-Couple Families with Related Children Under 18 Years with Income in 1989 Below Poverty Level

 TST90646 - Prop Bl Marr-Cple Fams W/Ch, < Pov Lev

Type	Numeric (Double)
TST90646	Proportion Black Householder Married-Couple Families with Related Children Under 18 Years with Income in 1989 Below Poverty Level

 BST90646 - Prop Bl Marr-Cple Fams W/Ch, < Pov Lev


Type	Numeric (Double)
BST90646	Proportion Black Householder Married-Couple Families with Related Children Under 18 Years with Income in 1989 Below Poverty Level

 CST90647 - Prop A/PI Marr-Cple Fams W/Ch, < Pov Lev

Type	Numeric (Double)
CST90647	Proportion Asian or Pacific Islander Householder Married-Couple Families with Related Children Under 18 Years with Income in 1989 Below Poverty Level

 TST90647 - Prop A/PI Marr-Cple Fams W/Ch, < Pov Lev


Type	Numeric (Double)
TST90647	Proportion Asian or Pacific Islander Householder Married-Couple Families with Related Children Under 18 Years with Income in 1989 Below Poverty Level

 BST90647 - Prop A/PI Marr-Cple Fams W/Ch, < Pov Lev

Type	Numeric (Double)
BST90647	Proportion Asian or Pacific Islander Householder Married-Couple Families with Related Children Under 18 Years with Income in 1989 Below Poverty Level

 CST90648 - Prop Oth Marr-Cple Fams W/Ch, < Pov Lev

Type	Numeric (Double)
CST90648	Proportion Other Race Householder Married-Couple Families with Related Children Under 18 Years with Income in 1989 Below Poverty Level

 TST90648 - Prop Oth Marr-Cple Fams W/Ch, < Pov Lev

Type	Numeric (Double)
TST90648	Proportion Other Race Householder Married-Couple Families with Related Children Under 18 Years with Income in 1989 Below Poverty Level

 BST90648 - Prop Oth Marr-Cple Fams W/Ch, < Pov Lev

Type	Numeric (Double)
BST90648	Proportion Other Race Householder Married-Couple Families with Related Children Under 18 Years with Income in 1989 Below Poverty Level

 CST90649 - Prop H Marr-Cple Fams W/Ch, < Pov Lev

Type	Numeric (Double)
CST90649	Proportion Hispanic Householder Married-Couple Families with Related Children Under 18 Years with Income in 1989 Below Poverty Level

 TST90649 - Prop H Marr-Cple Fams W/Ch, < Pov Lev

Type	Numeric (Double)
TST90649	Proportion Hispanic Householder Married-Couple Families with Related Children Under 18 Years with Income in 1989 Below Poverty Level

 BST90649 - Prop H Marr-Cple Fams W/Ch, < Pov Lev

Type	Numeric (Double)
BST90649	Proportion Hispanic Householder Married-Couple Families with Related Children Under 18 Years with Income in 1989 Below Poverty Level

 CST90650 - Prop Fem Fams, no Husb P, < Pov Lev

Type	Numeric (Double)
CST90650	Proportion Female Householder, No Husband Present, Families with Income in 1989 Below Poverty Level

 TST90650 - Prop Fem Fams, no Husb P, < Pov Lev

Type	Numeric (Double)
TST90650	Proportion Female Householder, No Husband Present, Families with Income in 1989 Below Poverty Level

 BST90650 - Prop Fem Fams, no Husb P, < Pov Lev

Type	Numeric (Double)
BST90650	Proportion Female Householder, No Husband Present, Families with Income in 1989 Below Poverty Level

 CST90651 - Prop Wh Fem Fams, no Husb P, < Pov Lev

Type	Numeric (Double)
CST90651	Proportion White Female Householder, No Husband Present, Families with Income in 1989 Below Poverty Level

 TST90651 - Prop Wh Fem Fams, no Husb P, < Pov Lev

Type	Numeric (Double)
TST90651	Proportion White Female Householder, No Husband Present, Families with Income in 1989 Below Poverty Level

 BST90651 - Prop Wh Fem Fams, no Husb P, < Pov Lev

Type	Numeric (Double)
BST90651	Proportion White Female Householder, No Husband Present, Families with Income in 1989 Below Poverty Level

 CST90652 - Prop Bl Fem Fams, no Husb P, < Pov Lev

Type	Numeric (Double)
CST90652	Proportion Black Female Householder, No Husband Present, Families with Income in 1989 Below Poverty Level

 TST90652 - Prop Bl Fem Fams, no Husb P, < Pov Lev

Type	Numeric (Double)
TST90652	Proportion Black Female Householder, No Husband Present, Families with Income in 1989 Below Poverty Level

 BST90652 - Prop Bl Fem Fams, no Husb P, < Pov Lev

Type	Numeric (Double)
BST90652	Proportion Black Female Householder, No Husband Present, Families with Income in 1989 Below Poverty Level

 CST90653 - Prop A/PI Fem Fm, no Husb P, < Pov Lev

Type	Numeric (Double)
CST90653	Proportion Asian or Pacific Islander Female Householder, No Husband Present, Families with Income in 1989 Below Poverty Level

 TST90653 - Prop A/PI Fem Fm, no Husb P, < Pov Lev

Type	Numeric (Double)
TST90653	Proportion Asian or Pacific Islander Female Householder, No Husband Present, Families with Income in 1989 Below Poverty Level

 BST90653 - Prop A/PI Fem Fm, no Husb P, < Pov Lev

Type	Numeric (Double)
BST90653	Proportion Asian or Pacific Islander Female Householder, No Husband Present, Families with Income in 1989 Below Poverty Level

 CST90654 - Prop Oth Fem Fams, no Husb P, < Pov Lev

Type	Numeric (Double)
CST90654	Proportion Other Race Female Householder, No Husband Present, Families with Income in 1989 Below Poverty Level

 TST90654 - Prop Oth Fem Fams, no Husb P, < Pov Lev

Type	Numeric (Double)
TST90654	Proportion Other Race Female Householder, No Husband Present, Families with Income in 1989 Below Poverty Level

 BST90654 - Prop Oth Fem Fams, no Hub P, < Pov Lev

Type	Numeric (Double)
BST90654	Proportion Other Race Female Householder, No Husband Present, Families with Income in 1989 Below Poverty Level

 CST90655 - Prop H Fem Fams, no Hub P, < Pov Lev


Type	Numeric (Double)
CST90655	Proportion Hispanic Female Householder, No Husband Present, Families with Income in 1989 Below Poverty Level

 TST90655 - Prop H Fem Fams, no Hub P, < Pov Lev


Type	Numeric (Double)
TST90655	Proportion Hispanic Female Householder, No Husband Present, Families with Income in 1989 Below Poverty Level

 BST90655 - Prop H Fem Fams, no Hub P, < Pov Lev


Type	Numeric (Double)
BST90655	Proportion Hispanic Female Householder, No Husband Present, Families with Income in 1989 Below Poverty Level

 CST90656 - Prop Fem Fams W/Chld, no Hub, < Pov Lev

Type	Numeric (Double)
CST90656	Proportion Female Householder, No Husband Present, Families with Related Children Under 18 Years with Income in 1989 Below Poverty Level

 TST90656 - Prop Fem Fams W/Chld, no Hub, < Pov Lev

Type	Numeric (Double)
TST90656	Proportion Female Householder, No Husband Present, Families with Related Children Under 18 Years with Income in 1989 Below Poverty Level

 BST90656 - Prop Fem Fams W/Chld, no Hub, < Pov Lev

Type	Numeric (Double)
BST90656	Proportion Female Householder, No Husband Present, Families with Related Children Under 18 Years with Income in 1989 Below Poverty Level

 CST90657 - Prop Wh Fem Fam W/Ch, no Hub, < Pov Lev

Type	Numeric (Double)
CST90657	Proportion White Female Householder, No Husband Present, Families with Related Children Under 18 Years with Income in 1989 Below Poverty Level

 TST90657 - Prop Wh Fem Fam W/Ch, no Husb, < Pov Lev

Type	Numeric (Double)
TST90657	Proportion White Female Householder, No Husband Present, Families with Related Children Under 18 Years with Income in 1989 Below Poverty Level

 BST90657 - Prop Wh Fem Fam W/Ch, no Husb, < Pov Lev

Type	Numeric (Double)
BST90657	Proportion White Female Householder, No Husband Present, Families with Related Children Under 18 Years with Income in 1989 Below Poverty Level

 CST90658 - Prop Bl Fem Fam W/Ch, no Husb, < Pov Lev

Type	Numeric (Double)
CST90658	Proportion Black Female Householder, No Husband Present, Families with Related Children Under 18 Years with Income in 1989 Below Poverty Level

 TST90658 - Prop Bl Fem Fam W/Ch, no Husb, < Pov Lev

Type	Numeric (Double)
TST90658	Proportion Black Female Householder, No Husband Present, Families with Related Children Under 18 Years with Income in 1989 Below Poverty Level

 BST90658 - Prop Bl Fem Fam W/Ch, no Husb, < Pov Lev

Type	Numeric (Double)
BST90658	Proportion Black Female Householder, No Husband Present, Families with Related Children Under 18 Years with Income in 1989 Below Poverty Level

 CST90659 - Prop A/PI Fem Fams W/Ch, no H, < Pov Lev

Type	Numeric (Double)
CST90659	Proportion Asian and Pacific Islander Female Householder, No Husband Present, Families with Related Children Under 18 Years with Income in 1989 Below Poverty Level

 TST90659 - Prop A/PI Fem Fams W/Ch, no H, < Pov Lev

Type	Numeric (Double)
TST90659	Proportion Asian and Pacific Islander Female Householder, No Husband Present, Families with Related Children Under 18 Years with Income in 1989 Below Poverty Level

 BST90659 - Prop A/PI Fem Fams W/Ch, no H, < Pov Lev

Type	Numeric (Double)
------	------------------

BST90659	Proportion Asian and Pacific Islander Female Householder, No Husband Present, Families with Related Children Under 18 Years with Income in 1989 Below Poverty Level
----------	---

 CST90660 - Prop Oth Fem Fm W/Ch, no Hub, < Pov Lev

Type	Numeric (Double)
CST90660	Proportion Other Race Female Householder, No Husband Present, Families with Related Children Under 18 Years with Income in 1989 Below Poverty Level

 TST90660 - Prop Oth Fem Fm W/Ch, no Hub, < Pov Lev

Type	Numeric (Double)
TST90660	Proportion Other Race Female Householder, No Husband Present, Families with Related Children Under 18 Years with Income in 1989 Below Poverty Level

 BST90660 - Prop Oth Fem Fm W/Ch, no Hub, < Pov Lev

Type	Numeric (Double)
BST90660	Proportion Other Race Female Householder, No Husband Present, Families with Related Children Under 18 Years with Income in 1989 Below Poverty Level

 CST90661 - Prop H Fem Fams W/Ch, no Hub, < Pov Lev

Type	Numeric (Double)
CST90661	Proportion Hispanic Female Householder, No Husband Present, Families with Related Children Under 18 Years with Income in 1989 Below Poverty Level

 TST90661 - Prop H Fem Fams W/Ch, no Hub, < Pov Lev

Type	Numeric (Double)
TST90661	Proportion Hispanic Female Householder, No Husband Present, Families with Related Children Under 18 Years with Income in 1989 Below Poverty Level

 BST90661 - Prop H Fem Fams W/Ch, no Hub, < Pov Lev

Type	Numeric (Double)
BST90661	Proportion Hispanic Female Householder, No Husband Present, Families with Related Children Under 18 Years with Income in 1989 Below Poverty Level

 CST90662 - Prop Other Fams, no Sp, < Pov Lev

Type	Numeric (Double)
------	------------------


CST90662	Proportion "Other Family" (Male or Female Householder, No Spouse Present) Families with Income in 1989 Below Poverty Level
----------	--

 TST90662 - Prop Other Fams, no Sp, < Pov Lev


Type	Numeric (Double)
TST90662	Proportion "Other Family" (Male or Female Householder, No Spouse Present) Families with Income in 1989 Below Poverty Level

 BST90662 - Prop Other Fams, no Sp, < Pov Lev


Type	Numeric (Double)
BST90662	Proportion "Other Family" (Male or Female Householder, No Spouse Present) Families with Income in 1989 Below Poverty Level

 CST90663 - Prop White Other Fams, no Sp, < Pov Lev


Type	Numeric (Double)
CST90663	Proportion White Householder "Other Family" (Male or Female Householder, No Spouse Present) Families with Income in 1989 Below Poverty Level

 TST90663 - Prop White Other Fams, no Sp, < Pov Lev


Type	Numeric (Double)
TST90663	Proportion White Householder "Other Family" (Male or Female Householder, No Spouse Present) Families with Income in 1989 Below Poverty Level

 BST90663 - Prop White Other Fams, no Sp, < Pov Lev


Type	Numeric (Double)
BST90663	Proportion White Householder "Other Family" (Male or Female Householder, No Spouse Present) Families with Income in 1989 Below Poverty Level

 CST90664 - Prop Black Other Fams, no Sp, < Pov Lev

Type	Numeric (Double)
CST90664	Proportion Black Householder "Other Family" (Male or Female Householder, No Spouse Present) Families with Income in 1989 Below Poverty Level

 TST90664 - Prop Black Other Fams, no Sp, < Pov Lev

Type	Numeric (Double)
TST90664	Proportion Black Householder "Other Family" (Male or Female Householder, No Spouse Present) Families with Income in 1989 Below Poverty Level

 BST90664 - Prop Black Other Fams, no Sp, < Pov Lev

Type	Numeric (Double)
BST90664	Proportion Black Householder "Other Family" (Male or Female Householder, No Spouse Present) Families with Income in 1989 Below Poverty Level

 CST90665 - Prop Asian/PI Other Fm, no Sp, < Pov Lev

Type	Numeric (Double)
CST90665	Proportion Asian or Pacific Islander Householder "Other Family" (Male or Female Householder, No Spouse Present) Families with Income in 1989 Below Poverty Level

 TST90665 - Prop Asian/PI Other Fm, no Sp, < Pov Lev

Type	Numeric (Double)
TST90665	Proportion Asian or Pacific Islander Householder "Other Family" (Male or Female Householder, No Spouse Present) Families with Income in 1989 Below Poverty Level

 BST90665 - Prop Asian/PI Other Fm, no Sp, < Pov Lev

Type	Numeric (Double)
BST90665	Proportion Asian or Pacific Islander Householder "Other Family" (Male or Female Householder, No Spouse Present) Families with Income in 1989 Below Poverty Level

 CST90666 - Prop Oth Race Other Fm, no Sp, < Pov Lev

Type	Numeric (Double)
CST90666	Proportion Other Race Householder "Other Family" (Male or Female Householder, No Spouse Present) Families with Income in 1989 Below Poverty Level

 TST90666 - Prop Oth Race Other Fm, no Sp, < Pov Lev

Type	Numeric (Double)
TST90666	Proportion Other Race Householder "Other Family" (Male or Female Householder, No Spouse Present) Families with Income in 1989 Below Poverty Level

 BST90666 - Prop Oth Race Other Fm, no Sp, < Pov Lev

Type	Numeric (Double)
BST90666	Proportion Other Race Householder "Other Family" (Male or Female Householder, No Spouse Present) Families with Income in 1989 Below Poverty Level

 CST90667 - Prop Hispanic Other Fm, no Sp, < Pov Lev

Type	Numeric (Double)
CST90667	Proportion Hispanic Householder "Other Family" (Male or Female Householder, No Spouse Present) Families with Income in 1989 Below Poverty Level

 TST90667 - Prop Hispanic Other Fm, no Sp, < Pov Lev

Type	Numeric (Double)
TST90667	Proportion Hispanic Householder "Other Family" (Male or Female Householder, No Spouse Present) Families with Income in 1989 Below Poverty Level

 BST90667 - Prop Hispanic Other Fm, no Sp, < Pov Lev

Type	Numeric (Double)
BST90667	Proportion Hispanic Householder "Other Family" (Male or Female Householder, No Spouse Present) Families with Income in 1989 Below Poverty Level

 CST90668 - Prop Other Fams W/Chld, no Sp, < Pov Lev

Type	Numeric (Double)
CST90668	Proportion "Other Family" (Male or Female Householder, No Spouse Present) Families with Related Children Under 18 Years with Income in 1989 Below Poverty Level

 TST90668 - Prop Other Fams W/Chld, no Sp, < Pov Lev

Type	Numeric (Double)
TST90668	Proportion "Other Family" (Male or Female Householder, No Spouse Present) Families with Related Children Under 18 Years with Income in 1989 Below Poverty Level

 BST90668 - Prop Other Fams W/Chld, no Sp, < Pov Lev

Type	Numeric (Double)
BST90668	Proportion "Other Family" (Male or Female Householder, No Spouse Present) Families with Related Children Under 18 Years with Income in 1989 Below Poverty Level

 CST90669 - Prop Wh Oth Fam W/Chld, no Sp, < Pov Lev

Type	Numeric (Double)
------	------------------

CST90669	Proportion White Householder "Other Family" (Male or Female Householder, No Spouse Present) Families with Related Children Under 18 Years with Income in 1989 Below Poverty Level
----------	---

 TST90669 - Prop Wh Oth Fam W/Chld, no Sp, < Pov Lev

Type	Numeric (Double)
TST90669	Proportion White Householder "Other Family" (Male or Female Householder, No Spouse Present) Families with Related Children Under 18 Years with Income in 1989 Below Poverty Level

 BST90669 - Prop Wh Oth Fam W/Chld, no Sp, < Pov Lev

Type	Numeric (Double)
BST90669	Proportion White Householder "Other Family" (Male or Female Householder, No Spouse Present) Families with Related Children Under 18 Years with Income in 1989 Below Poverty Level

 CST90670 - Prop Bl Oth Fam W/Chld, no Sp, < Pov Lev

Type	Numeric (Double)
CST90670	Proportion Black Householder "Other Family" (Male or Female Householder, No Spouse Present) Families with Related Children Under 18 Years with Income in 1989 Below Poverty Level

 TST90670 - Prop Bl Oth Fam W/Chld, no Sp, < Pov Lev

Type	Numeric (Double)
TST90670	Proportion Black Householder "Other Family" (Male or Female Householder, No Spouse Present) Families with Related Children Under 18 Years with Income in 1989 Below Poverty Level

 BST90670 - Prop Bl Oth Fam W/Chld, no Sp, < Pov Lev

Type	Numeric (Double)
BST90670	Proportion Black Householder "Other Family" (Male or Female Householder, No Spouse Present) Families with Related Children Under 18 Years with Income in 1989 Below Poverty Level

 CST90671 - Prop A/PI Oth Fm W/Chld, no S, < Pov Lev


Type	Numeric (Double)
CST90671	Proportion Asian or Pacific Islander Householder "Other Family" (Male or Female Householder, No Spouse Present) Families with Related Children Under 18 Years with Income in 1989 Below Poverty Level

 TST90671 - Prop A/PI Oth Fm W/Chld, no S, < Pov Lev

Type	Numeric (Double)
TST90671	Proportion Asian or Pacific Islander Householder "Other Family" (Male or Female Householder, No Spouse Present) Families with Related Children Under 18 Years with Income in 1989 Below Poverty Level

 BST90671 - Prop A/PI Oth Fm W/Chld, no S, < Pov Lev

Type	Numeric (Double)
BST90671	Proportion Asian or Pacific Islander Householder "Other Family" (Male or Female Householder, No Spouse Present) Families with Related Children Under 18 Years with Income in 1989 Below Poverty Level

 CST90672 - Prop Oth Oth Fm W/Chld, no Sp, < Pov Lev

Type	Numeric (Double)
CST90672	Proportion Other Race Householder "Other Family" (Male or Female Householder, No Spouse Present) Families with Related Children Under 18 Years with Income in 1989 Below Poverty Level

 TST90672 - Prop Oth Oth Fm W/Chld, no Sp, < Pov Lev

Type	Numeric (Double)
TST90672	Proportion Other Race Householder "Other Family" (Male or Female Householder, No Spouse Present) Families with Related Children Under 18 Years with Income in 1989 Below Poverty Level

 BST90672 - Prop Oth Oth Fm W/Chld, no Sp, < Pov Lev

Type	Numeric (Double)
BST90672	Proportion Other Race Householder "Other Family" (Male or Female Householder, No Spouse Present) Families with Related Children Under 18 Years with Income in 1989 Below Poverty Level

 CST90673 - Prop H Oth Fams W/Chld, no Sp, < Pov Lev

Type	Numeric (Double)
CST90673	Proportion Hispanic Householder "Other Family" (Male or Female Householder, No Spouse Present) Families with Children Under 18 Years with Income in 1989 Below Poverty Level

 TST90673 - Prop H Oth Fams W/Chld, no Sp, < Pov Lev

Type	Numeric (Double)
------	------------------

TST90673	Proportion Hispanic Householder "Other Family" (Male or Female Householder, No Spouse Present) Families with Children Under 18 Years with Income in 1989 Below Poverty Level
----------	--

 BST90673 - Prop H Oth Fams W/Chld, no Sp, < Pov Lev

Type	Numeric (Double)
BST90673	Proportion Hispanic Householder "Other Family" (Male or Female Householder, No Spouse Present) Families with Children Under 18 Years with Income in 1989 Below Poverty Level

 CST90674 - Prop Rltd Ch < 18 in Fams < Pov Lev

Type	Numeric (Double)
CST90674	Proportion Related Children Under 18 Years in Families with Income in 1989 Below Poverty Level

 TST90674 - Prop Rltd Ch < 18 in Fams < Pov Lev

Type	Numeric (Double)
TST90674	Proportion Related Children Under 18 Years in Families with Income in 1989 Below Poverty Level

 BST90674 - Prop Rltd Ch < 18 in Fams < Pov Lev

Type	Numeric (Double)
BST90674	Proportion Related Children Under 18 Years in Families with Income in 1989 Below Poverty Level

 CST90675 - Prop Rltd Ch < 18 in Marr-Cple < Pov Lev

Type	Numeric (Double)
CST90675	Proportion Related Children Under 18 Years in Married-Couple Families with Income in 1989 Below Poverty Level

 TST90675 - Prop Rltd Ch < 18 in Marr-Cple < Pov Lev


Type	Numeric (Double)
TST90675	Proportion Related Children Under 18 Years in Married-Couple Families with Income in 1989 Below Poverty Level

 BST90675 - Prop Rltd Ch < 18 in Marr-Cple < Pov Lev

Type	Numeric (Double)
BST90675	Proportion Related Children Under 18 Years in Married-Couple Families with Income in 1989 Below Poverty Level

 CST90676 - Prop Rltd Ch < 18 in Fem, no H < Pov Lev


Type	Numeric (Double)
CST90676	Proportion Related Children Under 18 Years in Female Householder, No Husband Present, Families with Income in 1989 Below Poverty Level

 TST90676 - Prop Rltd Ch < 18 in Fem, no H < Pov Lev

Type	Numeric (Double)
TST90676	Proportion Related Children Under 18 Years in Female Householder, No Husband Present, Families with Income in 1989 Below Poverty Level

 BST90676 - Prop Rltd Ch < 18 in Fem, no H < Pov Lev

Type	Numeric (Double)
BST90676	Proportion Related Children Under 18 Years in Female Householder, No Husband Present, Families with Income in 1989 Below Poverty Level

 CST90677 - Prop Rltd Ch < 18 in Oth, no S < Pov Lev


Type	Numeric (Double)
CST90677	Proportion Related Children Under 18 Years in "Other Family" (Male or Female Householder, No Spouse Present) Families with Income in 1989 Below Poverty Level

 TST90677 - Prop Rltd Ch < 18 in Oth, no S < Pov Lev

Type	Numeric (Double)
TST90677	Proportion Related Children Under 18 Years in "Other Family" (Male or Female Householder, No Spouse Present) Families with Income in 1989 Below Poverty Level

 BST90677 - Prop Rltd Ch < 18 in Oth, no S < Pov Lev


Type	Numeric (Double)
BST90677	Proportion Related Children Under 18 Years in "Other Family" (Male or Female Householder, No Spouse Present) Families with Income in 1989 Below Poverty Level

 CST90678 - Prop 3+ Yrs in Preprimary - Private


Type	Numeric (Double)
CST90678	Proportion Aged 3 Years and Over in Preprimary School that are Enrolled in Private School

 TST90678 - Prop 3+ Yrs in Preprimary - Private


Type	Numeric (Double)
TST90678	Proportion Aged 3 Years and Over in Preprimary School that are Enrolled in Private School

 BST90678 - Prop 3+ Yrs in Preprimary - Private


Type	Numeric (Double)
BST90678	Proportion Aged 3 Years and Over in Preprimary School that are Enrolled in Private School

 CST90679 - Prop 3+ Yrs in Elem or HS - Private


Type	Numeric (Double)
CST90679	Proportion Aged 3 Years and Over in Elementary or High School that are Enrolled in Private School

 TST90679 - Prop 3+ Yrs in Elem or HS - Private

Type	Numeric (Double)
TST90679	Proportion Aged 3 Years and Over in Elementary or High School that are Enrolled in Private School

 BST90679 - Prop 3+ Yrs in Elem or HS - Private


Type	Numeric (Double)
BST90679	Proportion Aged 3 Years and Over in Elementary or High School that are Enrolled in Private School

 CST90680 - Prop Aged 25+ W/O HS Diploma or Equiv

Type	Numeric (Double)
CST90680	Proportion Aged 25+ with No High School Diploma or Equivalency

 TST90680 - Prop Aged 25+ W/O HS Diploma or Equiv

Type	Numeric (Double)
TST90680	Proportion Aged 25+ with No High School Diploma or Equivalency

 BST90680 - Prop Aged 25+ W/O HS Diploma or Equiv

Type	Numeric (Double)
BST90680	Proportion Aged 25+ with No High School Diploma or Equivalency

 CST90681 - Prop Whites 25+ W/O HS Dip or Equiv

Type	Numeric (Double)
CST90681	Proportion Whites Aged 25+ with No High School Diploma or Equivalency

 TST90681 - Prop Whites 25+ W/O HS Dip or Equiv

Type	Numeric (Double)
TST90681	Proportion Whites Aged 25+ with No High School Diploma or Equivalency

 BST90681 - Prop Whites 25+ W/O HS Dip or Equiv

Type	Numeric (Double)
BST90681	Proportion Whites Aged 25+ with No High School Diploma or Equivalency

 CST90682 - Prop Blacks 25+ W/O HS Dip or Equiv

Type	Numeric (Double)
CST90682	Proportion Blacks Aged 25+ with No High School Diploma or Equivalency

 TST90682 - Prop Blacks 25+ W/O HS Dip or Equiv

Type	Numeric (Double)
TST90682	Proportion Blacks Aged 25+ with No High School Diploma or Equivalency

 BST90682 - Prop Blacks 25+ W/O HS Dip or Equiv

Type	Numeric (Double)
BST90682	Proportion Blacks Aged 25+ with No High School Diploma or Equivalency

 CST90683 - Prop Asian/Pac Isl 25+ W/O HS Dip/Equiv

Type	Numeric (Double)
CST90683	Proportion Asian or Pacific Islanders Aged 25+ with No High School Diploma or Equivalency

 TST90683 - Prop Asian/Pac Isl 25+ W/O HS Dip/Equiv

Type	Numeric (Double)
TST90683	Proportion Asian or Pacific Islanders Aged 25+ with No High School Diploma or Equivalency

 BST90683 - Prop Asian/Pac Isl 25+ W/O HS Dip/Equiv

Type	Numeric (Double)
BST90683	Proportion Asian or Pacific Islanders Aged 25+ with No High School Diploma or Equivalency

 CST90684 - Prop Others 25+ W/O HS Dip or Equiv

Type	Numeric (Double)
CST90684	Proportion Others Aged 25+ with No High School Diploma or Equivalency

 TST90684 - Prop Others 25+ W/O HS Dip or Equiv


Type	Numeric (Double)
TST90684	Proportion Others Aged 25+ with No High School Diploma or Equivalency

 BST90684 - Prop Others 25+ W/O HS Dip or Equiv

Type	Numeric (Double)
BST90684	Proportion Others Aged 25+ with No High School Diploma or Equivalency

 CST90685 - Prop Hispanics 25+ W/O HS Dip or Equiv

Type	Numeric (Double)
CST90685	Proportion Hispanics Aged 25+ with No High School Diploma or Equivalency

 TST90685 - Prop Hispanics 25+ W/O HS Dip or Equiv

Type	Numeric (Double)
TST90685	Proportion Hispanics Aged 25+ with No High School Diploma or Equivalency

 BST90685 - Prop Hispanics 25+ W/O HS Dip or Equiv

Type	Numeric (Double)
BST90685	Proportion Hispanics Aged 25+ with No High School Diploma or Equivalency

 CST90686 - Prop Aged 25+ W/ College Degree +

Type	Numeric (Double)
CST90686	Proportion Aged 25+ with College Degree or More

 TST90686 - Prop Aged 25+ W/ College Degree +

Type	Numeric (Double)
TST90686	Proportion Aged 25+ with College Degree or More

 BST90686 - Prop Aged 25+ W/ College Degree +

Type	Numeric (Double)
BST90686	Proportion Aged 25+ with College Degree or More

 CST90687 - Prop Whites 25+ W/ College Degree +

Type	Numeric (Double)
CST90687	Proportion Whites Aged 25+ with College Degree or More

 TST90687 - Prop Whites 25+ W/ College Degree +

Type	Numeric (Double)
TST90687	Proportion Whites Aged 25+ with College Degree or More

 BST90687 - Prop Whites 25+ W/ College Degree +

Type	Numeric (Double)
BST90687	Proportion Whites Aged 25+ with College Degree or More

 CST90688 - Prop Blacks 25+ W/ College Degree +

Type	Numeric (Double)
CST90688	Proportion Blacks Aged 25+ with College Degree or More

 TST90688 - Prop Blacks 25+ W/ College Degree +

Type	Numeric (Double)
TST90688	Proportion Blacks Aged 25+ with College Degree or More

 BST90688 - Prop Blacks 25+ W/ College Degree +

Type	Numeric (Double)
BST90688	Proportion Blacks Aged 25+ with College Degree or More

 CST90689 - Prop Asian/Pac Isl 25+ W/ Coll Deg +

Type	Numeric (Double)
CST90689	Proportion Asians or Pacific Islanders Aged 25+ with College Degree or More

 TST90689 - Prop Asian/Pac Isl 25+ W/ Coll Deg +

Type	Numeric (Double)
TST90689	Proportion Asians or Pacific Islanders Aged 25+ with College Degree or More

 BST90689 - Prop Asian/Pac Isl 25+ W/ Coll Deg +

Type	Numeric (Double)
BST90689	Proportion Asians or Pacific Islanders Aged 25+ with College Degree or More

 CST90690 - Prop Others 25+ W/ College Degree +

Type	Numeric (Double)
CST90690	Proportion Others Aged 25+ with College Degree or More

 TST90690 - Prop Others 25+ W/ College Degree +

Type	Numeric (Double)
TST90690	Proportion Others Aged 25+ with College Degree or More

 BST90690 - Prop Others 25+ W/ College Degree +

Type	Numeric (Double)
BST90690	Proportion Others Aged 25+ with College Degree or More

 CST90691 - Prop Hispanics 25+ W/ College Degree +

Type	Numeric (Double)
CST90691	Proportion Hispanics Aged 25+ with College Degree or More

 TST90691 - Prop Hispanics 25+ W/ College Degree +

Type	Numeric (Double)
TST90691	Proportion Hispanics Aged 25+ with College Degree or More

 BST90691 - Prop Hispanics 25+ W/ College Degree +

Type	Numeric (Double)
BST90691	Proportion Hispanics Aged 25+ with College Degree or More

 CST90692 - Prop Aged 18+ W/O HS Diploma or Equiv

Type	Numeric (Double)
CST90692	Proportion Aged 18 Years and Over with No High School Diploma or Equivalency

 TST90692 - Prop Aged 18+ W/O HS Diploma or Equiv

Type	Numeric (Double)
TST90692	Proportion Aged 18 Years and Over with No High School Diploma or Equivalency

 BST90692 - Prop Aged 18+ W/O HS Diploma or Equiv

Type	Numeric (Double)
BST90692	Proportion Aged 18 Years and Over with No High School Diploma or Equivalency

 CST90693 - Prop Aged 18+ W/ College Degree +

Type	Numeric (Double)
CST90693	Proportion Aged 18 Years and Over with College Degree or More

 TST90693 - Prop Aged 18+ W/ College Degree +

Type	Numeric (Double)
TST90693	Proportion Aged 18 Years and Over with College Degree or More

 BST90693 - Prop Aged 18+ W/ College Degree +

Type	Numeric (Double)
BST90693	Proportion Aged 18 Years and Over with College Degree or More

 CST90694 - Prop Aged 18-24 W/O HS Dip or Equiv

Type	Numeric (Double)
CST90694	Proportion Aged 18-24 with No High School Diploma or Equivalency

 TST90694 - Prop Aged 18-24 W/O HS Dip or Equiv


Type	Numeric (Double)
TST90694	Proportion Aged 18-24 with No High School Diploma or Equivalency

 BST90694 - Prop Aged 18-24 W/O HS Dip or Equiv


Type	Numeric (Double)
BST90694	Proportion Aged 18-24 with No High School Diploma or Equivalency

 CST90695 - Prop Aged 18-24 W/ College Degree +

Type	Numeric (Double)
CST90695	Proportion Aged 18-24 with College Degree or More

 TST90695 - Prop Aged 18-24 W/ College Degree +

Type	Numeric (Double)
TST90695	Proportion Aged 18-24 with College Degree or More

 BST90695 - Prop Aged 18-24 W/ College Degree +

Type	Numeric (Double)
BST90695	Proportion Aged 18-24 with College Degree or More

 CST90696 - Prop Civ Pop 16-19 In School, Total


Type	Numeric (Double)
CST90696	Proportion Civilian Population Aged 16-19 Enrolled in School

 TST90696 - Prop Civ Pop 16-19 In School, Total


Type	Numeric (Double)
TST90696	Proportion Civilian Population Aged 16-19 Enrolled in School

 BST90696 - Prop Civ Pop 16-19 In School, Total


Type	Numeric (Double)
BST90696	Proportion Civilian Population Aged 16-19 Enrolled in School

 CST90697 - Prop White Civ Pop 16-19 In School


Type	Numeric (Double)
CST90697	Proportion White Civilian Population Aged 16-19 Enrolled in School

 TST90697 - Prop White Civ Pop 16-19 In School


Type	Numeric (Double)
TST90697	Proportion White Civilian Population Aged 16-19 Enrolled in School

 BST90697 - Prop White Civ Pop 16-19 In School


Type	Numeric (Double)
BST90697	Proportion White Civilian Population Aged 16-19 Enrolled in School

 CST90698 - Prop Black Civ Pop 16-19 In School

Type	Numeric (Double)
CST90698	Proportion Black Civilian Population Aged 16-19 Enrolled in School

 TST90698 - Prop Black Civ Pop 16-19 In School

Type	Numeric (Double)
TST90698	Proportion Black Civilian Population Aged 16-19 Enrolled in School

 BST90698 - Prop Black Civ Pop 16-19 In School

Type	Numeric (Double)
BST90698	Proportion Black Civilian Population Aged 16-19 Enrolled in School

 CST90699 - Prop Asian/PI Civ Pop 16-19 In School

Type	Numeric (Double)
CST90699	Proportion Asian or Pacific Islander Civilian Population Aged 16-19 Enrolled in School

 TST90699 - Prop Asian/PI Civ Pop 16-19 In School


Type	Numeric (Double)
TST90699	Proportion Asian or Pacific Islander Civilian Population Aged 16-19 Enrolled in School

 BST90699 - Prop Asian/PI Civ Pop 16-19 In School

Type	Numeric (Double)
BST90699	Proportion Asian or Pacific Islander Civilian Population Aged 16-19 Enrolled in School

 CST90700 - Prop Other Civ Pop 16-19 In School


Type	Numeric (Double)
CST90700	Proportion Other Race Civilian Population Aged 16-19 Enrolled in School

 TST90700 - Prop Other Civ Pop 16-19 In School

Type	Numeric (Double)
TST90700	Proportion Other Race Civilian Population Aged 16-19 Enrolled in School

 BST90700 - Prop Other Civ Pop 16-19 In School

Type	Numeric (Double)
BST90700	Proportion Other Race Civilian Population Aged 16-19 Enrolled in School

 CST90701 - Prop Hispanic Civ Pop 16-19 In School


Type	Numeric (Double)
CST90701	Proportion Hispanic Civilian Population Aged 16-19 Enrolled in School

 TST90701 - Prop Hispanic Civ Pop 16-19 In School


Type	Numeric (Double)
TST90701	Proportion Hispanic Civilian Population Aged 16-19 Enrolled in School

 BST90701 - Prop Hispanic Civ Pop 16-19 In School


Type	Numeric (Double)
BST90701	Proportion Hispanic Civilian Population Aged 16-19 Enrolled in School

 CST90702 - Prop 16-19, not in Schl/ArmForc-NoGrad

Type	Numeric (Double)
CST90702	Proportion Aged 16-19 Not in School or Armed Forces and Not High School Graduate

 TST90702 - Prop 16-19, not in Schl/ArmForc-NoGrad

Type	Numeric (Double)
TST90702	Proportion Aged 16-19 Not in School or Armed Forces and Not High School Graduate

 BST90702 - Prop 16-19, not in Schl/ArmForc-NoGrad


Type	Numeric (Double)
BST90702	Proportion Aged 16-19 Not in School or Armed Forces and Not High School Graduate

 CST90703 - Prop Wh 16-19, not in Schl/ArmForc-NoG


Type	Numeric (Double)
CST90703	Proportion Whites Aged 16-19 Not in School or Armed Forces and Not High School Graduate

 TST90703 - Prop Wh 16-19, not in Schl/ArmForc-NoG


Type	Numeric (Double)
TST90703	Proportion Whites Aged 16-19 Not in School or Armed Forces and Not High School Graduate

 BST90703 - Prop Wh 16-19, not in Schl/ArmForc-NoG


Type	Numeric (Double)
BST90703	Proportion Whites Aged 16-19 Not in School or Armed Forces and Not High School Graduate

 CST90704 - Prop Bl 16-19, not in Schl/ArmForc-NoG

Type	Numeric (Double)
CST90704	Proportion Blacks Aged 16-19 Not in School or Armed Forces and Not High School Graduate

 TST90704 - Prop Bl 16-19, not in Schl/ArmForc-NoG

Type	Numeric (Double)
TST90704	Proportion Blacks Aged 16-19 Not in School or Armed Forces and Not High School Graduate

 BST90704 - Prop Bl 16-19, not in Schl/ArmForc-NoG

Type	Numeric (Double)
BST90704	Proportion Blacks Aged 16-19 Not in School or Armed Forces and Not High School Graduate

 CST90705 - Prop A/PI 16-19, not in Schl/ArmForc-NoG


Type	Numeric (Double)
CST90705	Proportion Asians or Pacific Islanders Aged 16-19 Not in School or Armed Forces and Not High School Graduate

 TST90705 - Prop A/PI 16-19, not in Schl/ArmForc-NoG

Type	Numeric (Double)
TST90705	Proportion Asians or Pacific Islanders Aged 16-19 Not in School or Armed Forces and Not High School Graduate

 BST90705 - Prop A/PI 16-19, not in Schl/ArmForc-NoG

Type	Numeric (Double)
BST90705	Proportion Asians or Pacific Islanders Aged 16-19 Not in School or Armed Forces and Not High School Graduate

 CST90706 - Prop Oth 16-19, not in Schl/ArmForc-NoG

Type	Numeric (Double)
CST90706	Proportion Others Aged 16-19 Not in School or Armed Forces and Not High School Graduate

 TST90706 - Prop Oth 16-19, not in Schl/ArmForc-NoG

Type	Numeric (Double)
TST90706	Proportion Others Aged 16-19 Not in School or Armed Forces and Not High School Graduate

 BST90706 - Prop Oth 16-19, not in Schl/ArmForc-NoG

Type	Numeric (Double)
BST90706	Proportion Others Aged 16-19 Not in School or Armed Forces and Not High School Graduate

 CST90707 - Prop H 16-19, not in Schl/ArmForc-NoGrad


Type	Numeric (Double)
CST90707	Proportion Hispanics Aged 16-19 Not in School or Armed Forces and Not High School Graduate

 TST90707 - Prop H 16-19, not in Schl/ArmForc-NoGrad


Type	Numeric (Double)
TST90707	Proportion Hispanics Aged 16-19 Not in School or Armed Forces and Not High School Graduate

 BST90707 - Prop H 16-19, not in Schl/ArmForc-NoGrad


Type	Numeric (Double)
BST90707	Proportion Hispanics Aged 16-19 Not in School or Armed Forces and Not High School Graduate

 CST90708 - Prop 16-19, not in Schl/LaborForc-NoGrad


Type	Numeric (Double)
CST90708	Proportion Aged 16-19 Not in School or Armed Forces, Not High School Graduate and Not in Labor Force

 TST90708 - Prop 16-19, not in Schl/LaborForc-NoGrad

Type	Numeric (Double)
TST90708	Proportion Aged 16-19 Not in School or Armed Forces, Not High School Graduate and Not in Labor Force

 BST90708 - Prop 16-19, not in Schl/LaborForc-NoGrad


Type	Numeric (Double)
BST90708	Proportion Aged 16-19 Not in School or Armed Forces, Not High School Graduate and Not in Labor Force

 CST90709 - Prop Wh 16-19, not in Schl/LabForc-NoG

Type	Numeric (Double)
CST90709	Proportion Whites Aged 16-19 Not in School or Armed Forces, Not High School Graduate and Not in Labor Force

 TST90709 - Prop Wh 16-19, not in Schl/LabForc-NoG

Type	Numeric (Double)
TST90709	Proportion Whites Aged 16-19 Not in School or Armed Forces, Not High School Graduate and Not in Labor Force

 BST90709 - Prop Wh 16-19, not in Schl/LabForc-NoG

Type	Numeric (Double)
BST90709	Proportion Whites Aged 16-19 Not in School or Armed Forces, Not High School Graduate and Not in Labor Force

 CST90710 - Prop Bl 16-19, not in Schl/LabForc-NoG


Type	Numeric (Double)
CST90710	Proportion Blacks Aged 16-19 Not in School or Armed Forces, Not High School Graduate and Not in Labor Force

 TST90710 - Prop Bl 16-19, not in Schl/LabForc-NoG


Type	Numeric (Double)
TST90710	Proportion Blacks Aged 16-19 Not in School or Armed Forces, Not High School Graduate and Not in Labor Force

 BST90710 - Prop BI 16-19, not in Schl/LabForc-NoG


Type	Numeric (Double)
BST90710	Proportion Blacks Aged 16-19 Not in School or Armed Forces, Not High School Graduate and Not in Labor Force

 CST90711 - Prop A/PI 16-19, not in Schl/LabForc-NoG


Type	Numeric (Double)
CST90711	Proportion Asians or Pacific Islanders Aged 16-19 Not in School or Armed Forces, Not High School Graduate and Not in Labor Force

 TST90711 - Prop A/PI 16-19, not in Schl/LabForc-NoG


Type	Numeric (Double)
TST90711	Proportion Asians or Pacific Islanders Aged 16-19 Not in School or Armed Forces, Not High School Graduate and Not in Labor Force

 BST90711 - Prop A/PI 16-19, not in Schl/LabForc-NoG


Type	Numeric (Double)
BST90711	Proportion Asians or Pacific Islanders Aged 16-19 Not in School or Armed Forces, Not High School Graduate and Not in Labor Force

 CST90712 - Prop Oth 16-19, not in Schl/LabForc-NoG


Type	Numeric (Double)
CST90712	Proportion Others Aged 16-19 Not in School or Armed Forces, Not High School Graduate and Not in Labor Force

 TST90712 - Prop Oth 16-19, not in Schl/LabForc-NoG


Type	Numeric (Double)
TST90712	Proportion Others Aged 16-19 Not in School or Armed Forces, Not High School Graduate and Not in Labor Force

 BST90712 - Prop Oth 16-19, not in Schl/LabForc-NoG

Type	Numeric (Double)
BST90712	Proportion Others Aged 16-19 Not in School or Armed Forces, Not High School Graduate and Not in Labor Force

 CST90713 - Prop H 16-19, not in Schl/LabForc-NoGrad

Type	Numeric (Double)
CST90713	Proportion Hispanics Aged 16-19 Not in School or Armed Forces, Not High School Graduate and Not in Labor Force

 TST90713 - Prop H 16-19, not in Schl/LabForc-NoGrad

Type	Numeric (Double)
TST90713	Proportion Hispanics Aged 16-19 Not in School or Armed Forces, Not High School Graduate and Not in Labor Force

 BST90713 - Prop H 16-19, not in Schl/LabForc-NoGrad

Type	Numeric (Double)
BST90713	Proportion Hispanics Aged 16-19 Not in School or Armed Forces, Not High School Graduate and Not in Labor Force

 CST90714 - Prop Civ Labor Force that is Female

Type	Numeric (Double)
CST90714	Proportion of Civilian Labor Force that is Female

 TST90714 - Prop Civ Labor Force that is Female

Type	Numeric (Double)
TST90714	Proportion of Civilian Labor Force that is Female

 BST90714 - Prop Civ Labor Force that is Female

Type	Numeric (Double)
BST90714	Proportion of Civilian Labor Force that is Female

 CST90715 - Prop Fems 16+ in Civ Labor Force

Type	Numeric (Double)
CST90715	Proportion Females (Not in the Armed Forces) Aged 16 Years and Over in the Civilian Labor Force

 TST90715 - Prop Fems 16+ in Civ Labor Force

Type	Numeric (Double)
TST90715	Proportion Females (Not in the Armed Forces) Aged 16 Years and Over in the Civilian Labor Force

 BST90715 - Prop Fems 16+ in Civ Labor Force

Type	Numeric (Double)
BST90715	Proportion Females (Not in the Armed Forces) Aged 16 Years and Over in the Civilian Labor Force

 CST90716 - Prop White Fems 16+ in Civ Labor Force

Type	Numeric (Double)
CST90716	Proportion White Females (Not in the Armed Forces) Aged 16+ Years in the Civilian Labor Force

 TST90716 - Prop White Fems 16+ in Civ Labor Force

Type	Numeric (Double)
TST90716	Proportion White Females (Not in the Armed Forces) Aged 16+ Years in the Civilian Labor Force

 BST90716 - Prop White Fems 16+ in Civ Labor Force

Type	Numeric (Double)
BST90716	Proportion White Females (Not in the Armed Forces) Aged 16+ Years in the Civilian Labor Force

 CST90717 - Prop Black Fems 16+ in Civ Labor Force

Type	Numeric (Double)
CST90717	Proportion Black Females (Not in the Armed Forces) Aged 16+ Years in the Civilian Labor Force

 TST90717 - Prop Black Fems 16+ in Civ Labor Force

Type	Numeric (Double)
TST90717	Proportion Black Females (Not in the Armed Forces) Aged 16+ Years in the Civilian Labor Force

 BST90717 - Prop Black Fems 16+ in Civ Labor Force

Type	Numeric (Double)
BST90717	Proportion Black Females (Not in the Armed Forces) Aged 16+ Years in the Civilian Labor Force

 CST90718 - Prop A/PI Fems 16+ in Civ Labor Force

Type	Numeric (Double)
CST90718	Proportion Asian or Pacific Islander Females (Not in the Armed Forces) Aged 16+ Years in the Civilian Labor Force

 TST90718 - Prop A/PI Fems 16+ in Civ Labor Force

Type	Numeric (Double)
TST90718	Proportion Asian or Pacific Islander Females (Not in the Armed Forces) Aged 16+ Years in the Civilian Labor Force

 BST90718 - Prop A/PI Fems 16+ in Civ Labor Force

Type	Numeric (Double)
BST90718	Proportion Asian or Pacific Islander Females (Not in the Armed Forces) Aged 16+ Years in the Civilian Labor Force

 CST90719 - Prop Other Fems 16+ in Civ Labor Force

Type	Numeric (Double)
CST90719	Proportion Other Females (Not in the Armed Forces) Aged 16+ Years in the Civilian Labor Force

 TST90719 - Prop Other Fems 16+ in Civ Labor Force

Type	Numeric (Double)
TST90719	Proportion Other Females (Not in the Armed Forces) Aged 16+ Years in the Civilian Labor Force

 BST90719 - Prop Other Fems 16+ in Civ Labor Force

Type	Numeric (Double)
BST90719	Proportion Other Females (Not in the Armed Forces) Aged 16+ Years in the Civilian Labor Force

 CST90720 - Prop Hisp Fems 16+ in Civ Labor Force

Type	Numeric (Double)
CST90720	Proportion Hispanic Females (Not in the Armed Forces) Aged 16+ Years in the Civilian Labor Force

 TST90720 - Prop Hisp Fems 16+ in Civ Labor Force

Type	Numeric (Double)
TST90720	Proportion Hispanic Females (Not in the Armed Forces) Aged 16+ Years in the Civilian Labor Force

 BST90720 - Prop Hisp Fems 16+ in Civ Labor Force

Type	Numeric (Double)
BST90720	Proportion Hispanic Females (Not in the Armed Forces) Aged 16+ Years in the Civilian Labor Force

 CST90721 - Prop Fems 16+, Wrkd in 1989

Type	Numeric (Double)
CST90721	Proportion Females Aged 16 Years and Over Who Worked in 1989

 TST90721 - Prop Fems 16+, Wrkd in 1989

Type	Numeric (Double)
TST90721	Proportion Females Aged 16 Years and Over Who Worked in 1989

 BST90721 - Prop Fems 16+, Wrkd in 1989

Type	Numeric (Double)
BST90721	Proportion Females Aged 16 Years and Over Who Worked in 1989

 CST90722 - Prop Fems 16+, Wrkd 48Wks - 35+ Hrs/Wk

Type	Numeric (Double)
CST90722	Proportion Females Aged 16 Years and Over Who Usually Worked 35 or More Hours per Week for 48 Weeks or More in 1989

 TST90722 - Prop Fems 16+, Wrkd 48Wks - 35+ Hrs/Wk

Type	Numeric (Double)
TST90722	Proportion Females Aged 16 Years and Over Who Usually Worked 35 or More Hours per Week for 48 Weeks or More in 1989

 BST90722 - Prop Fems 16+, Wrkd 48Wks - 35+ Hrs/Wk


Type	Numeric (Double)
BST90722	Proportion Females Aged 16 Years and Over Who Usually Worked 35 or More Hours per Week for 48 Weeks or More in 1989

 CST90723 - Prop Fems 16+, Wrkd 48Wks - 15-34 Hrs/Wk

Type	Numeric (Double)
CST90723	Proportion Females Aged 16 Years and Over Who Usually Worked 15-34 or More Hours per Week for 48 Weeks or More in 1989

 TST90723 - Prop Fems 16+, Wrkd 48Wks - 15-34 Hrs/Wk

Type	Numeric (Double)
TST90723	Proportion Females Aged 16 Years and Over Who Usually Worked 15-34 or More Hours per Week for 48 Weeks or More in 1989

 BST90723 - Prop Fems 16+, Wrkd 48Wks - 15-34 Hrs/Wk

Type	Numeric (Double)
BST90723	Proportion Females Aged 16 Years and Over Who Usually Worked 15-34 or More Hours per Week for 48 Weeks or More in 1989

 CST90724 - Wrk Fems, Prop Wrked 48Wks 35+ Hrs/Wk

Type	Numeric (Double)
CST90724	Among Females Aged 16 Years and Over Who Worked in 1989, Proportion Who Usually Worked 35 or More Hours per Week for 48 Weeks or More

 TST90724 - Wrk Fems, Prop Wrked 48Wks 35+ Hrs/Wk

Type	Numeric (Double)
TST90724	Among Females Aged 16 Years and Over Who Worked in 1989, Proportion Who Usually Worked 35 or More Hours per Week for 48 Weeks or More

 BST90724 - Wrk Fems, Prop Wrked 48Wks 35+ Hrs/Wk

Type	Numeric (Double)
BST90724	Among Females Aged 16 Years and Over Who Worked in 1989, Proportion Who Usually Worked 35 or More Hours per Week for 48 Weeks or More

 CST90725 - Wrk Fems, Prop Wrked 48Wks 15-34 Hrs/Wk

Type	Numeric (Double)
CST90725	Among Females Aged 16 Years and Over Who Worked in 1989, Proportion Who Usually Worked 15-34 Hours per Week for 48 Weeks or More

 TST90725 - Wrk Fems, Prop Wrked 48Wks 15-34 Hrs/Wk

Type	Numeric (Double)
TST90725	Among Females Aged 16 Years and Over Who Worked in 1989, Proportion Who Usually Worked 15-34 Hours per Week for 48 Weeks or More

 BST90725 - Wrk Fems, Prop Wrked 48Wks 15-34 Hrs/Wk

Type	Numeric (Double)
BST90725	Among Females Aged 16 Years and Over Who Worked in 1989, Proportion Who Usually Worked 15-34 Hours per Week for 48 Weeks or More

 CST90726 - Prop Fems W/Chld <6 in Labor Force

Type	Numeric (Double)
CST90726	Proportion Females Aged 16 Years and Over with Own Children Under 6 Years Only in the Labor Force

 TST90726 - Prop Fems W/Chld <6 in Labor Force

Type	Numeric (Double)
TST90726	Proportion Females Aged 16 Years and Over with Own Children Under 6 Years Only in the Labor Force

 BST90726 - Prop Fems W/Chld <6 in Labor Force

Type	Numeric (Double)
BST90726	Proportion Females Aged 16 Years and Over with Own Children Under 6 Years Only in the Labor Force

 CST90727 - Prop Fems W/Chld 6-17 in Labor Force

Type	Numeric (Double)
CST90727	Proportion Females Aged 16 Years and Over with Own Children Aged 6-17 Years Only in the Labor Force

 TST90727 - Prop Fems W/Chld 6-17 in Labor Force

Type	Numeric (Double)
TST90727	Proportion Females Aged 16 Years and Over with Own Children Aged 6-17 Years Only in the Labor Force

 BST90727 - Prop Fems W/Chld 6-17 in Labor Force

Type	Numeric (Double)
BST90727	Proportion Females Aged 16 Years and Over with Own Children Aged 6-17 Years Only in the Labor Force

 CST90728 - Prop Fems W/Chld <6 & 6-17 in Labor Forc

Type	Numeric (Double)
CST90728	Proportion Females Aged 16 Years and Over with Own Children Under 6 Years and Aged 6-17 Years in the Labor Force

 TST90728 - Prop Fems W/Chld <6 & 6-17 in Labor Forc


Type	Numeric (Double)
TST90728	Proportion Females Aged 16 Years and Over with Own Children Under 6 Years and Aged 6-17 Years in the Labor Force

 BST90728 - Prop Fems W/Chld <6 & 6-17 in Labor Forc

Type	Numeric (Double)
BST90728	Proportion Females Aged 16 Years and Over with Own Children Under 6 Years and Aged 6-17 Years in the Labor Force

 CST90729 - Prop Fems W/Chld <18 in Labor Force

Type	Numeric (Double)
CST90729	Proportion Females Aged 16 Years and Over with Own Children Under 18 Years in the Labor Force

 TST90729 - Prop Fems W/Chld <18 in Labor Force

Type	Numeric (Double)
TST90729	Proportion Females Aged 16 Years and Over with Own Children Under 18 Years in the Labor Force

 BST90729 - Prop Fems W/Chld <18 in Labor Force

Type	Numeric (Double)
BST90729	Proportion Females Aged 16 Years and Over with Own Children Under 18 Years in the Labor Force

 CST90730 - Prop Fems W/O Chld <18 in Labor Force


Type	Numeric (Double)
CST90730	Proportion Females Aged 16 Years and Over with No Children Under 18 Years in the Labor Force

 TST90730 - Prop Fems W/O Chld <18 in Labor Force

Type	Numeric (Double)
TST90730	Proportion Females Aged 16 Years and Over with No Children Under 18 Years in the Labor Force

 BST90730 - Prop Fems W/O Chld <18 in Labor Force

Type	Numeric (Double)
BST90730	Proportion Females Aged 16 Years and Over with No Children Under 18 Years in the Labor Force

 CST90731 - Female Labor Force Opportunity Index

Type	Numeric (Double)
CST90731	Females Labor Force Opportunity Index - County

 CST90732 - Prop Males 16+ in Civilian Labor Force

Type	Numeric (Double)
CST90732	Proportion Males (Not in the Armed Forces) Aged 16 Years and Over in the Civilian Labor Force

 TST90732 - Prop Males 16+ in Civilian Labor Force

Type	Numeric (Double)
TST90732	Proportion Males (Not in the Armed Forces) Aged 16 Years and Over in the Civilian Labor Force

 BST90732 - Prop Males 16+ in Civilian Labor Force

Type	Numeric (Double)
BST90732	Proportion Males (Not in the Armed Forces) Aged 16 Years and Over in the Civilian Labor Force

 CST90733 - Prop White Males 16+ in Civ Labor Force

Type	Numeric (Double)
CST90733	Proportion White Males (Not in the Armed Forces) Aged 16+ Years in the Civilian Labor Force

 TST90733 - Prop White Males 16+ in Civ Labor Force

Type	Numeric (Double)
TST90733	Proportion White Males (Not in the Armed Forces) Aged 16+ Years in the Civilian Labor Force

 BST90733 - Prop White Males 16+ in Civ Labor Force

Type	Numeric (Double)
BST90733	Proportion White Males (Not in the Armed Forces) Aged 16+ Years in the Civilian Labor Force

 CST90734 - Prop Black Males 16+ in Civ Labor Force

Type	Numeric (Double)
CST90734	Proportion Black Males (Not in the Armed Forces) Aged 16+ Years in the Civilian Labor Force

 TST90734 - Prop Black Males 16+ in Civ Labor Force

Type	Numeric (Double)
TST90734	Proportion Black Males (Not in the Armed Forces) Aged 16+ Years in the Civilian Labor Force

 BST90734 - Prop Black Males 16+ in Civ Labor Force

Type	Numeric (Double)
BST90734	Proportion Black Males (Not in the Armed Forces) Aged 16+ Years in the Civilian Labor Force

 CST90735 - Prop As/PI Males 16+ in Civ Labor Force

Type	Numeric (Double)
CST90735	Proportion Asian or Pacific Islander Males (Not in the Armed Forces) Aged 16+ Years in the Civilian Labor Force

 TST90735 - Prop As/PI Males 16+ in Civ Labor Force

Type	Numeric (Double)
TST90735	Proportion Asian or Pacific Islander Males (Not in the Armed Forces) Aged 16+ Years in the Civilian Labor Force

 BST90735 - Prop As/PI Males 16+ in Civ Labor Force

Type	Numeric (Double)
BST90735	Proportion Asian or Pacific Islander Males (Not in the Armed Forces) Aged 16+ Years in the Civilian Labor Force

 CST90736 - Prop Other Males 16+ in Civ Labor Force

Type	Numeric (Double)
CST90736	Proportion Other Males (Not in the Armed Forces) Aged 16+ Years in the Civilian Labor Force

 TST90736 - Prop Other Males 16+ in Civ Labor Force

Type	Numeric (Double)
TST90736	Proportion Other Males (Not in the Armed Forces) Aged 16+ Years in the Civilian Labor Force

 BST90736 - Prop Other Males 16+ in Civ Labor Force

Type	Numeric (Double)
BST90736	Proportion Other Males (Not in the Armed Forces) Aged 16+ Years in the Civilian Labor Force

 CST90737 - Prop Hisp Males 16+ in Civ Labor Force

Type	Numeric (Double)
CST90737	Proportion Hispanic Males (Not in the Armed Forces) Aged 16+ Years in the Civilian Labor Force

 TST90737 - Prop Hisp Males 16+ in Civ Labor Force

Type	Numeric (Double)
TST90737	Proportion Hispanic Males (Not in the Armed Forces) Aged 16+ Years in the Civilian Labor Force

 BST90737 - Prop Hisp Males 16+ in Civ Labor Force

Type	Numeric (Double)
BST90737	Proportion Hispanic Males (Not in the Armed Forces) Aged 16+ Years in the Civilian Labor Force

 CST90738 - Prop Males 16+, Wrkd in 1989


Type	Numeric (Double)
CST90738	Proportion Males Aged 16 Years and Over Who Worked in 1989

 TST90738 - Prop Males 16+, Wrkd in 1989

Type	Numeric (Double)
TST90738	Proportion Males Aged 16 Years and Over Who Worked in 1989

 BST90738 - Prop Males 16+, Wrkd in 1989

Type	Numeric (Double)
BST90738	Proportion Males Aged 16 Years and Over Who Worked in 1989

 CST90739 - Prop Males 16+, Wrkd 48Wks 35 + Hrs/Wk

Type	Numeric (Double)
CST90739	Proportion Males Aged 16 Years and Over Who Usually Worked 35 or More Hours per Week for 48 Weeks or More in 1989

 TST90739 - Prop Males 16+, Wrkd 48Wks 35 + Hrs/Wk

Type	Numeric (Double)
TST90739	Proportion Males Aged 16 Years and Over Who Usually Worked 35 or More Hours per Week for 48 Weeks or More in 1989

 BST90739 - Prop Males 16+, Wrkd 48Wks 35 + Hrs/Wk

Type	Numeric (Double)
BST90739	Proportion Males Aged 16 Years and Over Who Usually Worked 35 or More Hours per Week for 48 Weeks or More in 1989

 CST90740 - Wrk Males, Prop Wrkd 48Wks 35 + Hrs/Wk

Type	Numeric (Double)
CST90740	Among Males Aged 16 Years and Over Who Worked in 1989, Proportion Who Usually Worked 35 or More Hours per Week for 48 Weeks or More

 TST90740 - Wrk Males, Prop Wrkd 48Wks 35 + Hrs/Wk

Type	Numeric (Double)
TST90740	Among Males Aged 16 Years and Over Who Worked in 1989, Proportion Who Usually Worked 35 or More Hours per Week for 48 Weeks or More

 BST90740 - Wrk Males, Prop Wrkd 48Wks 35 + Hrs/Wk

Type	Numeric (Double)
BST90740	Among Males Aged 16 Years and Over Who Worked in 1989, Proportion Who Usually Worked 35 or More Hours per Week for 48 Weeks or More

 CST90741 - Prop of Labor Force in Armed Forces

Type	Numeric (Double)
CST90741	Proportion Persons Aged 16 Years and Over in the Labor Force Who are in the Armed Forces

 TST90741 - Prop of Labor Force in Armed Forces

Type	Numeric (Double)
TST90741	Proportion Persons Aged 16 Years and Over in the Labor Force Who are in the Armed Forces

 BST90741 - Prop of Labor Force in Armed Forces

Type	Numeric (Double)
BST90741	Proportion Persons Aged 16 Years and Over in the Labor Force Who are in the Armed Forces

 CST90742 - Prop Males in Labor Force in ArmForces

Type	Numeric (Double)
CST90742	Proportion Males Aged 16 Years and Over in the Labor Force Who are in the Armed Forces

 TST90742 - Prop Males in Labor Force in ArmForces

Type	Numeric (Double)
TST90742	Proportion Males Aged 16 Years and Over in the Labor Force Who are in the Armed Forces

 BST90742 - Prop Males in Labor Force in ArmForces

Type	Numeric (Double)
BST90742	Proportion Males Aged 16 Years and Over in the Labor Force Who are in the Armed Forces

 CST90743 - Prop Fems in Labor Force in ArmForces

Type	Numeric (Double)
CST90743	Proportion Females Aged 16 Years and Over in the Labor Force Who are in the Armed Forces

 TST90743 - Prop Fems in Labor Force in ArmForces

Type	Numeric (Double)
TST90743	Proportion Females Aged 16 Years and Over in the Labor Force Who are in the Armed Forces

 BST90743 - Prop Fems in Labor Force in ArmForces

Type	Numeric (Double)
BST90743	Proportion Females Aged 16 Years and Over in the Labor Force Who are in the Armed Forces

 CST90744 - Prop Wh Males in LabForce in ArmForces

Type	Numeric (Double)
CST90744	Proportion White Males Aged 16 Years and Over in the Labor Force Who are in the Armed Forces

 TST90744 - Prop Wh Males in LabForce in ArmForces

Type	Numeric (Double)
TST90744	Proportion White Males Aged 16 Years and Over in the Labor Force Who are in the Armed Forces

 BST90744 - Prop Wh Males in LabForce in ArmForces

Type	Numeric (Double)
BST90744	Proportion White Males Aged 16 Years and Over in the Labor Force Who are in the Armed Forces

 CST90745 - Prop Wh Fems in LabForce in ArmForces

Type	Numeric (Double)
CST90745	Proportion White Females Aged 16 Years and Over in the Labor Force Who are in the Armed Forces

 TST90745 - Prop Wh Fems in LabForce in ArmForces

Type	Numeric (Double)
TST90745	Proportion White Females Aged 16 Years and Over in the Labor Force Who are in the Armed Forces

 BST90745 - Prop Wh Fems in LabForce in ArmForces

Type	Numeric (Double)
BST90745	Proportion White Females Aged 16 Years and Over in the Labor Force Who are in the Armed Forces

 CST90746 - Prop BI Males in LabForce in ArmForces

Type	Numeric (Double)
CST90746	Proportion Black Males Aged 16 Years and Over in the Labor Force Who are in the Armed Forces

 TST90746 - Prop BI Males in LabForce in ArmForces

Type	Numeric (Double)
TST90746	Proportion Black Males Aged 16 Years and Over in the Labor Force Who are in the Armed Forces

 BST90746 - Prop BI Males in LabForce in ArmForces

Type	Numeric (Double)
BST90746	Proportion Black Males Aged 16 Years and Over in the Labor Force Who are in the Armed Forces

 CST90747 - Prop BI Fems in LabForce in ArmForces

Type	Numeric (Double)
CST90747	Proportion Black Females Aged 16 Years and Over in the Labor Force Who are in the Armed Forces

 TST90747 - Prop BI Fems in LabForce in ArmForces

Type	Numeric (Double)
TST90747	Proportion Black Females Aged 16 Years and Over in the Labor Force Who are in the Armed Forces

 BST90747 - Prop BI Fems in LabForce in ArmForces

Type	Numeric (Double)
BST90747	Proportion Black Females Aged 16 Years and Over in the Labor Force Who are in the Armed Forces

 CST90748 - Prop A/PI Males in LabForce in ArmForces

Type	Numeric (Double)
CST90748	Proportion Asian or Pacific Islander Males Aged 16 Years and Over in the Labor Force Who are in the Armed Forces

 TST90748 - Prop A/PI Males in LabForce in ArmForces

Type	Numeric (Double)
TST90748	Proportion Asian or Pacific Islander Males Aged 16 Years and Over in the Labor Force Who are in the Armed Forces

 BST90748 - Prop A/PI Males in LabForce in ArmForces

Type	Numeric (Double)
BST90748	Proportion Asian or Pacific Islander Males Aged 16 Years and Over in the Labor Force Who are in the Armed Forces

 CST90749 - Prop A/PI Fems in LabForce in ArmForces

Type	Numeric (Double)
CST90749	Proportion Asian or Pacific Islander Females Aged 16 Years and Over in the Labor Force Who are in the Armed Forces

 TST90749 - Prop A/PI Fems in LabForce in ArmForces

Type	Numeric (Double)
TST90749	Proportion Asian or Pacific Islander Females Aged 16 Years and Over in the Labor Force Who are in the Armed Forces

 BST90749 - Prop A/PI Fems in LabForce in ArmForces

Type	Numeric (Double)
BST90749	Proportion Asian or Pacific Islander Females Aged 16 Years and Over in the Labor Force Who are in the Armed Forces

 CST90750 - Prop Oth Males in LabForce in ArmForces

Type	Numeric (Double)
CST90750	Proportion Other Race Males Aged 16 Years and Over in the Labor Force Who are in the Armed Forces

 TST90750 - Prop Oth Males in LabForce in ArmForces

Type	Numeric (Double)
TST90750	Proportion Other Race Males Aged 16 Years and Over in the Labor Force Who are in the Armed Forces

 BST90750 - Prop Oth Males in LabForce in ArmForces

Type	Numeric (Double)
BST90750	Proportion Other Race Males Aged 16 Years and Over in the Labor Force Who are in the Armed Forces

 CST90751 - Prop Oth Fems in LabForce in ArmForces

Type	Numeric (Double)
CST90751	Proportion Other Race Females Aged 16 Years and Over in the Labor Force Who are in the Armed Forces

 TST90751 - Prop Oth Fems in LabForce in ArmForces

Type	Numeric (Double)
TST90751	Proportion Other Race Females Aged 16 Years and Over in the Labor Force Who are in the Armed Forces

 BST90751 - Prop Oth Fems in LabForce in ArmForces

Type	Numeric (Double)
BST90751	Proportion Other Race Females Aged 16 Years and Over in the Labor Force Who are in the Armed Forces

 CST90752 - Prop H Males in LabForce in ArmForces


Type	Numeric (Double)
CST90752	Proportion Hispanic Males Aged 16 Years and Over in the Labor Force Who are in the Armed Forces

 TST90752 - Prop H Males in LabForce in ArmForces

Type	Numeric (Double)
TST90752	Proportion Hispanic Males Aged 16 Years and Over in the Labor Force Who are in the Armed Forces

 BST90752 - Prop H Males in LabForce in ArmForces

Type	Numeric (Double)
BST90752	Proportion Hispanic Males Aged 16 Years and Over in the Labor Force Who are in the Armed Forces

 CST90753 - Prop H Fems in LabForce in ArmForces

Type	Numeric (Double)
CST90753	Proportion Hispanic Females Aged 16 Years and Over in the Labor Force Who are in the Armed Forces

 TST90753 - Prop H Fems in LabForce in ArmForces

Type	Numeric (Double)
TST90753	Proportion Hispanic Females Aged 16 Years and Over in the Labor Force Who are in the Armed Forces

 BST90753 - Prop H Fems in LabForce in ArmForces

Type	Numeric (Double)
BST90753	Proportion Hispanic Females Aged 16 Years and Over in the Labor Force Who are in the Armed Forces

 CST90754 - Unemployment Rate - Total

Type	Numeric (Double)
CST90754	Unemployment Rate

 TST90754 - Unemployment Rate - Total

Type	Numeric (Double)
TST90754	Unemployment Rate

 BST90754 - Unemployment Rate - Total

Type	Numeric (Double)
BST90754	Unemployment Rate

 CST90755 - Unemployment Rate - Males

Type	Numeric (Double)
CST90755	Unemployment Rate for Males

 TST90755 - Unemployment Rate - Males

Type	Numeric (Double)
TST90755	Unemployment Rate for Males

 BST90755 - Unemployment Rate - Males

Type	Numeric (Double)
BST90755	Unemployment Rate for Males

 CST90756 - Unemployment Rate - Females

Type	Numeric (Double)
CST90756	Unemployment Rate for Females

 TST90756 - Unemployment Rate - Females

Type	Numeric (Double)
TST90756	Unemployment Rate for Females

 BST90756 - Unemployment Rate - Females


Type	Numeric (Double)
BST90756	Unemployment Rate for Females

 CST90757 - Unemployment Rate - Whites


Type	Numeric (Double)
CST90757	Unemployment Rate for Whites

 TST90757 - Unemployment Rate - Whites


Type	Numeric (Double)
TST90757	Unemployment Rate for Whites

 BST90757 - Unemployment Rate - Whites


Type	Numeric (Double)
BST90757	Unemployment Rate for Whites

 CST90758 - Unemployment Rate - Blacks


Type	Numeric (Double)
CST90758	Unemployment Rate for Blacks

 TST90758 - Unemployment Rate - Blacks


Type	Numeric (Double)
TST90758	Unemployment Rate for Blacks

 BST90758 - Unemployment Rate - Blacks


Type	Numeric (Double)
BST90758	Unemployment Rate for Blacks

 CST90759 - Unemployment Rate - Asian/Pac Isl


Type	Numeric (Double)
CST90759	Unemployment Rate for Asians or Pacific Islanders

 TST90759 - Unemployment Rate - Asian/Pac Isl

Type	Numeric (Double)
TST90759	Unemployment Rate for Asians or Pacific Islanders

 BST90759 - Unemployment Rate - Asian/Pac Isl

Type	Numeric (Double)
BST90759	Unemployment Rate for Asians or Pacific Islanders

 CST90760 - Unemployment Rate - Others


Type	Numeric (Double)
CST90760	Unemployment Rate for Others

 TST90760 - Unemployment Rate - Others


Type	Numeric (Double)
TST90760	Unemployment Rate for Others

 BST90760 - Unemployment Rate - Others


Type	Numeric (Double)
BST90760	Unemployment Rate for Others

 CST90761 - Unemployment Rate - White Males

Type	Numeric (Double)
CST90761	Unemployment Rate for White Males

 TST90761 - Unemployment Rate - White Males

Type	Numeric (Double)
TST90761	Unemployment Rate for White Males

 BST90761 - Unemployment Rate - White Males

Type	Numeric (Double)
BST90761	Unemployment Rate for White Males

 CST90762 - Unemployment Rate - White Females

Type	Numeric (Double)
CST90762	Unemployment Rate for White Females

 TST90762 - Unemployment Rate - White Females

Type	Numeric (Double)
TST90762	Unemployment Rate for White Females

 BST90762 - Unemployment Rate - White Females


Type	Numeric (Double)
BST90762	Unemployment Rate for White Females

 CST90763 - Unemployment Rate - Black Males


Type	Numeric (Double)
CST90763	Unemployment Rate for Black Males

 TST90763 - Unemployment Rate - Black Males


Type	Numeric (Double)
TST90763	Unemployment Rate for Black Males

 BST90763 - Unemployment Rate - Black Males


Type	Numeric (Double)
BST90763	Unemployment Rate for Black Males

 CST90764 - Unemployment Rate - Black Females


Type	Numeric (Double)
CST90764	Unemployment Rate for Black Females

 TST90764 - Unemployment Rate - Black Females


Type	Numeric (Double)
TST90764	Unemployment Rate for Black Females

 BST90764 - Unemployment Rate - Black Females


Type	Numeric (Double)
BST90764	Unemployment Rate for Black Females

 CST90765 - Unemployment Rate - Asian/Pac Isl Males


Type	Numeric (Double)
CST90765	Unemployment Rate for Asians or Pacific Islander Males

 TST90765 - Unemployment Rate - Asian/Pac Isl Males


Type	Numeric (Double)
TST90765	Unemployment Rate for Asians or Pacific Islander Males

 BST90765 - Unemployment Rate - Asian/Pac Isl Males

Type	Numeric (Double)
BST90765	Unemployment Rate for Asians or Pacific Islander Males

 CST90766 - Unemployment Rate - Asian/Pac Isl Fems


Type	Numeric (Double)
CST90766	Unemployment Rate for Asians or Pacific Islander Females

 TST90766 - Unemployment Rate - Asian/Pac Isl Fems


Type	Numeric (Double)
TST90766	Unemployment Rate for Asians or Pacific Islander Females

 BST90766 - Unemployment Rate - Asian/Pac Isl Fems


Type	Numeric (Double)
BST90766	Unemployment Rate for Asians or Pacific Islander Females

 CST90767 - Unemployment Rate - Other Males

Type	Numeric (Double)
CST90767	Unemployment Rate for Other Males

 TST90767 - Unemployment Rate - Other Males

Type	Numeric (Double)
TST90767	Unemployment Rate for Other Males

 BST90767 - Unemployment Rate - Other Males


Type	Numeric (Double)
BST90767	Unemployment Rate for Other Males

 CST90768 - Unemployment Rate - Other Females

Type	Numeric (Double)
CST90768	Unemployment Rate for Other Females

 TST90768 - Unemployment Rate - Other Females

Type	Numeric (Double)
TST90768	Unemployment Rate for Other Females

 BST90768 - Unemployment Rate - Other Females

Type	Numeric (Double)
BST90768	Unemployment Rate for Other Females

 CST90769 - Unemployment Rate - Hispanics

Type	Numeric (Double)
CST90769	Unemployment Rate for Hispanics

 TST90769 - Unemployment Rate - Hispanics


Type	Numeric (Double)
TST90769	Unemployment Rate for Hispanics

 BST90769 - Unemployment Rate - Hispanics

Type	Numeric (Double)
BST90769	Unemployment Rate for Hispanics

 CST90770 - Unemployment Rate - Hispanic Males

Type	Numeric (Double)
CST90770	Unemployment Rate for Hispanic Males

 TST90770 - Unemployment Rate - Hispanic Males


Type	Numeric (Double)
TST90770	Unemployment Rate for Hispanic Males

 BST90770 - Unemployment Rate - Hispanic Males


Type	Numeric (Double)
BST90770	Unemployment Rate for Hispanic Males

 CST90771 - Unemployment Rate - Hispanic Females


Type	Numeric (Double)
CST90771	Unemployment Rate for Hispanic Females

 TST90771 - Unemployment Rate - Hispanic Females

Type	Numeric (Double)
TST90771	Unemployment Rate for Hispanic Females

 BST90771 - Unemployment Rate - Hispanic Females


Type	Numeric (Double)
BST90771	Unemployment Rate for Hispanic Females

 CST90772 - Unempl Rate 16-19 Yrs - Total

Type	Numeric (Double)
CST90772	Unemployment Rate for Those Aged 16-19

 TST90772 - Unempl Rate 16-19 Yrs - Total

Type	Numeric (Double)
TST90772	Unemployment Rate for Those Aged 16-19

 BST90772 - Unempl Rate 16-19 Yrs - Total

Type	Numeric (Double)
BST90772	Unemployment Rate for Those Aged 16-19

 CST90773 - Unempl Rate 16-19 Yrs - Whites

Type	Numeric (Double)
CST90773	Unemployment Rate for Whites Aged 16-19

 TST90773 - Unempl Rate 16-19 Yrs - Whites

Type	Numeric (Double)
TST90773	Unemployment Rate for Whites Aged 16-19

 BST90773 - Unempl Rate 16-19 Yrs - Whites

Type	Numeric (Double)
BST90773	Unemployment Rate for Whites Aged 16-19

 CST90774 - Unempl Rate 16-19 Yrs - Blacks

Type	Numeric (Double)
CST90774	Unemployment Rate for Blacks Aged 16-19

 TST90774 - Unempl Rate 16-19 Yrs - Blacks

Type	Numeric (Double)
TST90774	Unemployment Rate for Blacks Aged 16-19

 BST90774 - Unempl Rate 16-19 Yrs - Blacks

Type	Numeric (Double)
BST90774	Unemployment Rate for Blacks Aged 16-19

 CST90775 - Unempl Rate 16-19 Yrs - Asian/Pac Isl

Type	Numeric (Double)
CST90775	Unemployment Rate for Asians or Pacific Islanders Aged 16-19

 TST90775 - Unempl Rate 16-19 Yrs - Asian/Pac Isl

Type	Numeric (Double)
TST90775	Unemployment Rate for Asians or Pacific Islanders Aged 16-19

 BST90775 - Unempl Rate 16-19 Yrs - Asian/Pac Isl


Type	Numeric (Double)
BST90775	Unemployment Rate for Asians or Pacific Islanders Aged 16-19

 CST90776 - Unempl Rate 16-19 Yrs - Other


Type	Numeric (Double)
CST90776	Unemployment Rate for Others Aged 16-19

 TST90776 - Unempl Rate 16-19 Yrs - Other

Type	Numeric (Double)
TST90776	Unemployment Rate for Others Aged 16-19

 BST90776 - Unempl Rate 16-19 Yrs - Other


Type	Numeric (Double)
BST90776	Unemployment Rate for Others Aged 16-19

 CST90777 - Unempl Rate 16-19 Yrs - Hispanic

Type	Numeric (Double)
CST90777	Unemployment Rate for Hispanics Aged 16-19

 TST90777 - Unempl Rate 16-19 Yrs - Hispanic

Type	Numeric (Double)
TST90777	Unemployment Rate for Hispanics Aged 16-19

 BST90777 - Unempl Rate 16-19 Yrs - Hispanic

Type	Numeric (Double)
BST90777	Unemployment Rate for Hispanics Aged 16-19

 CST90778 - Unempl Rate 16-19 Yrs, NoGrad - Total

Type	Numeric (Double)
CST90778	Unemployment Rate for Those Aged 16-19 Who are Not High School Graduates and are Not Enrolled in School

 TST90778 - Unempl Rate 16-19 Yrs, NoGrad - Total

Type	Numeric (Double)
TST90778	Unemployment Rate for Those Aged 16-19 Who are Not High School Graduates and are Not Enrolled in School

 BST90778 - Unempl Rate 16-19 Yrs, NoGrad - Total

Type	Numeric (Double)
BST90778	Unemployment Rate for Those Aged 16-19 Who are Not High School Graduates and are Not Enrolled in School

 CST90779 - Unempl Rate 16-19 Yrs, NoGrad - Whites

Type	Numeric (Double)
CST90779	Unemployment Rate for Whites Aged 16-19 Who are Not High School Graduates and are Not Enrolled in School

 TST90779 - Unempl Rate 16-19 Yrs, NoGrad - Whites

Type	Numeric (Double)
TST90779	Unemployment Rate for Whites Aged 16-19 Who are Not High School Graduates and are Not Enrolled in School

 BST90779 - Unempl Rate 16-19 Yrs, NoGrad - Whites

Type	Numeric (Double)
BST90779	Unemployment Rate for Whites Aged 16-19 Who are Not High School Graduates and are Not Enrolled in School

 CST90780 - Unempl Rate 16-19 Yrs, NoGrad - Blacks


Type	Numeric (Double)
CST90780	Unemployment Rate for Blacks Aged 16-19 Who are Not High School Graduates and are Not Enrolled in School

 TST90780 - Unempl Rate 16-19 Yrs, NoGrad - Blacks


Type	Numeric (Double)
TST90780	Unemployment Rate for Blacks Aged 16-19 Who are Not High School Graduates and are Not Enrolled in School

 BST90780 - Unempl Rate 16-19 Yrs, NoGrad - Blacks

Type	Numeric (Double)
BST90780	Unemployment Rate for Blacks Aged 16-19 Who are Not High School Graduates and are Not Enrolled in School

 CST90781 - Unempl Rate 16-19 Yrs, NoGrad - As/PI

Type	Numeric (Double)
CST90781	Unemployment Rate for Asians or Pacific Islanders Aged 16-19 Who are Not High School Graduates and are Not Enrolled in School

 TST90781 - Unempl Rate 16-19 Yrs, NoGrad - As/PI

Type	Numeric (Double)
TST90781	Unemployment Rate for Asians or Pacific Islanders Aged 16-19 Who are Not High School Graduates and are Not Enrolled in School

 BST90781 - Unempl Rate 16-19 Yrs, NoGrad - As/PI

Type	Numeric (Double)
BST90781	Unemployment Rate for Asians or Pacific Islanders Aged 16-19 Who are Not High School Graduates and are Not Enrolled in School

 CST90782 - Unempl Rate 16-19 Yrs, NoGrad - Other

Type	Numeric (Double)
CST90782	Unemployment Rate for Others Aged 16-19 Who are Not High School Graduates and are Not Enrolled in School

 TST90782 - Unempl Rate 16-19 Yrs, NoGrad - Other

Type	Numeric (Double)
TST90782	Unemployment Rate for Others Aged 16-19 Who are Not High School Graduates and are Not Enrolled in School

 BST90782 - Unempl Rate 16-19 Yrs, NoGrad - Other

Type	Numeric (Double)
BST90782	Unemployment Rate for Others Aged 16-19 Who are Not High School Graduates and are Not Enrolled in School

 CST90783 - Unempl Rate 16-19 Yrs, NoGrad - Hispanic

Type	Numeric (Double)
CST90783	Unemployment Rate for Hispanics Aged 16-19 Who are Not High School Graduates and are Not Enrolled in School

 TST90783 - Unempl Rate 16-19 Yrs, NoGrad - Hispanic

Type	Numeric (Double)
TST90783	Unemployment Rate for Hispanics Aged 16-19 Who are Not High School Graduates and are Not Enrolled in School

 BST90783 - Unempl Rate 16-19 Yrs, NoGrad - Hispanic

Type	Numeric (Double)
BST90783	Unemployment Rate for Hispanics Aged 16-19 Who are Not High School Graduates and are Not Enrolled in School

 CST90784 - Prop Empl in Ag/Forstry/Fisheries/Mining

Type	Numeric (Double)
CST90784	Proportion Employed in Agriculture, Forestry, Fisheries and Mining

 TST90784 - Prop Empl in Ag/Forstry/Fisheries/Mining

Type	Numeric (Double)
TST90784	Proportion Employed in Agriculture, Forestry, Fisheries and Mining

 BST90784 - Prop Empl in Ag/Forstry/Fisheries/Mining

Type	Numeric (Double)
BST90784	Proportion Employed in Agriculture, Forestry, Fisheries and Mining

 CST90785 - Prop Empl in Construction


Type	Numeric (Double)
CST90785	Proportion Employed in Construction

 TST90785 - Prop Empl in Construction

Type	Numeric (Double)
TST90785	Proportion Employed in Construction

 BST90785 - Prop Empl in Construction


Type	Numeric (Double)
BST90785	Proportion Employed in Construction

 CST90786 - Prop Empl in Manufacturing

Type	Numeric (Double)
CST90786	Proportion Employed in Manufacturing

 TST90786 - Prop Empl in Manufacturing

Type	Numeric (Double)
TST90786	Proportion Employed in Manufacturing

 BST90786 - Prop Empl in Manufacturing

Type	Numeric (Double)
BST90786	Proportion Employed in Manufacturing

 CST90787 - Prop Empl in Trans/Comm/Utilities

Type	Numeric (Double)
CST90787	Proportion Employed in Transportation, Communication, Utilities

 TST90787 - Prop Empl in Trans/Comm/Utilities

Type	Numeric (Double)
TST90787	Proportion Employed in Transportation, Communication, Utilities

 BST90787 - Prop Empl in Trans/Comm/Utilities

Type	Numeric (Double)
BST90787	Proportion Employed in Transportation, Communication, Utilities

 CST90788 - Prop Empl in Wholesale Trade

Type	Numeric (Double)
CST90788	Proportion Employed in Wholesale Trade

 TST90788 - Prop Empl in Wholesale Trade

Type	Numeric (Double)
TST90788	Proportion Employed in Wholesale Trade

 BST90788 - Prop Empl in Wholesale Trade

Type	Numeric (Double)
BST90788	Proportion Employed in Wholesale Trade

 CST90789 - Prop Empl in Retail Trade

Type	Numeric (Double)
CST90789	Proportion Employed in Retail Trade

 TST90789 - Prop Empl in Retail Trade

Type	Numeric (Double)
TST90789	Proportion Employed in Retail Trade

 BST90789 - Prop Empl in Retail Trade

Type	Numeric (Double)
BST90789	Proportion Employed in Retail Trade

 CST90790 - Prop Empl in Finance/Insur/Real Estate

Type	Numeric (Double)
CST90790	Proportion Employed in Finance, Insurance, and Real Estate

 TST90790 - Prop Empl in Finance/Insur/Real Estate

Type	Numeric (Double)
TST90790	Proportion Employed in Finance, Insurance, and Real Estate

 BST90790 - Prop Empl in Finance/Insur/Real Estate

Type	Numeric (Double)
BST90790	Proportion Employed in Finance, Insurance, and Real Estate

 CST90791 - Prop Empl in Business & Repair Services

Type	Numeric (Double)
CST90791	Proportion Employed in Business and Repair Services

 TST90791 - Prop Empl in Business & Repair Services

Type	Numeric (Double)
TST90791	Proportion Employed in Business and Repair Services

 BST90791 - Prop Empl in Business & Repair Services

Type	Numeric (Double)
BST90791	Proportion Employed in Business and Repair Services

 CST90792 - Prop Empl in Pers/Entertn/Rec Services

Type	Numeric (Double)
CST90792	Proportion Employed in Personal, Entertainment, and Recreation Services

 TST90792 - Prop Empl in Pers/Entertn/Rec Services

Type	Numeric (Double)
TST90792	Proportion Employed in Personal, Entertainment, and Recreation Services

 BST90792 - Prop Empl in Pers/Entertn/Rec Services

Type	Numeric (Double)
BST90792	Proportion Employed in Personal, Entertainment, and Recreation Services

 CST90793 - Prop Empl in Prof & Related Services

Type	Numeric (Double)
CST90793	Proportion Employed in Professional and Related Services

 TST90793 - Prop Empl in Prof & Related Services


Type	Numeric (Double)
TST90793	Proportion Employed in Professional and Related Services

 BST90793 - Prop Empl in Prof & Related Services


Type	Numeric (Double)
BST90793	Proportion Employed in Professional and Related Services

 CST90794 - Prop Empl in Public Admin

Type	Numeric (Double)
CST90794	Proportion Employed in Public Administration

 TST90794 - Prop Empl in Public Admin

Type	Numeric (Double)
TST90794	Proportion Employed in Public Administration

 BST90794 - Prop Empl in Public Admin

Type	Numeric (Double)
BST90794	Proportion Employed in Public Administration

 CST90795 - Prop Empl in Managerial & Prof Spec Occs

Type	Numeric (Double)
CST90795	Proportion Employed in Managerial and Professional Specialty Occupations

 TST90795 - Prop Empl in Managerial & Prof Spec Occs

Type	Numeric (Double)
TST90795	Proportion Employed in Managerial and Professional Specialty Occupations

 BST90795 - Prop Empl in Managerial & Prof Spec Occs

Type	Numeric (Double)
BST90795	Proportion Employed in Managerial and Professional Specialty Occupations

 CST90796 - Prop Empl in Tech/Sales/AdminSup Occs


Type	Numeric (Double)
CST90796	Proportion Employed in Technical, Sales and Administrative Support Occupations

 TST90796 - Prop Empl in Tech/Sales/AdminSup Occs


Type	Numeric (Double)
TST90796	Proportion Employed in Technical, Sales and Administrative Support Occupations

 BST90796 - Prop Empl in Tech/Sales/AdminSup Occs

Type	Numeric (Double)
BST90796	Proportion Employed in Technical, Sales and Administrative Support Occupations

 CST90797 - Prop Empl in Service Occs

Type	Numeric (Double)
CST90797	Proportion Employed in Service Occupations

 TST90797 - Prop Empl in Service Occs

Type	Numeric (Double)
TST90797	Proportion Employed in Service Occupations

 BST90797 - Prop Empl in Service Occs

Type	Numeric (Double)
BST90797	Proportion Employed in Service Occupations

 CST90798 - Prop Empl in Farm/Forstry/Fishing Occs

Type	Numeric (Double)
CST90798	Proportion Employed in Farming, Forestry, and Fishing Occupations

 TST90798 - Prop Empl in Farm/Forstry/Fishing Occs

Type	Numeric (Double)
TST90798	Proportion Employed in Farming, Forestry, and Fishing Occupations

 BST90798 - Prop Empl in Farm/Forstry/Fishing Occs

Type	Numeric (Double)
BST90798	Proportion Employed in Farming, Forestry, and Fishing Occupations

 CST90799 - Prop Empl in Prec Prod/Craft/Repair Occs

Type	Numeric (Double)
CST90799	Proportion Employed in Precision Production, Craft, and Repair Occupations

 TST90799 - Prop Empl in Prec Prod/Craft/Repair Occs

Type	Numeric (Double)
TST90799	Proportion Employed in Precision Production, Craft, and Repair Occupations

 BST90799 - Prop Empl in Prec Prod/Craft/Repair Occs

Type	Numeric (Double)
------	------------------

BST90799	Proportion Employed in Precision Production, Craft, and Repair Occupations
----------	--

 CST90800 - Prop Empl in Oper/Fab/Laborer Occs

Type	Numeric (Double)
CST90800	Proportion Employed as Operators, Fabricators, and Laborers

 TST90800 - Prop Empl in Oper/Fab/Laborer Occs

Type	Numeric (Double)
TST90800	Proportion Employed as Operators, Fabricators, and Laborers

 BST90800 - Prop Empl in Oper/Fab/Laborer Occs

Type	Numeric (Double)
BST90800	Proportion Employed as Operators, Fabricators, and Laborers

 CST90801 - Housing Units, Total (Abs #)

Type	Numeric (Double)
CST90801	Housing Units, Total (Absolute Number)

 TST90801 - Housing Units, Total (Abs #)

Type	Numeric (Double)
TST90801	Housing Units, Total (Absolute Number)

 BST90801 - Housing Units, Total (Abs #)

Type	Numeric (Double)
BST90801	Housing Units, Total (Absolute Number)

 CST90802 - Prop Housing Units Vacant

Type	Numeric (Double)
CST90802	Proportion Housing Units Vacant

 TST90802 - Prop Housing Units Vacant

Type	Numeric (Double)
TST90802	Proportion Housing Units Vacant

 BST90802 - Prop Housing Units Vacant

Type	Numeric (Double)
BST90802	Proportion Housing Units Vacant

 CST90803 - Prop Occ H Units that are Owner-Occ

Type	Numeric (Double)
CST90803	Proportion Occupied Housing Units that are Owner-Occupied

 TST90803 - Prop Occ H Units that are Owner-Occ

Type	Numeric (Double)
TST90803	Proportion Occupied Housing Units that are Owner-Occupied

 BST90803 - Prop Occ H Units that are Owner-Occ

Type	Numeric (Double)
BST90803	Proportion Occupied Housing Units that are Owner-Occupied

 CST90804 - Prop Wh Occ H Units that are Owner-Occ

Type	Numeric (Double)
CST90804	Proportion White Householder Occupied Housing Units that are Owner-Occupied

 TST90804 - Prop Wh Occ H Units that are Owner-Occ

Type	Numeric (Double)
TST90804	Proportion White Householder Occupied Housing Units that are Owner-Occupied

 BST90804 - Prop Wh Occ H Units that are Owner-Occ

Type	Numeric (Double)
BST90804	Proportion White Householder Occupied Housing Units that are Owner-Occupied

 CST90805 - Prop Bl Occ H Units that are Owner-Occ

Type	Numeric (Double)
CST90805	Proportion Black Householder Occupied Housing Units that are Owner-Occupied

 TST90805 - Prop Bl Occ H Units that are Owner-Occ

Type	Numeric (Double)
TST90805	Proportion Black Householder Occupied Housing Units that are Owner-Occupied

 BST90805 - Prop Bl Occ H Units that are Owner-Occ


Type	Numeric (Double)
BST90805	Proportion Black Householder Occupied Housing Units that are Owner-Occupied

 CST90806 - Prop A/PI Occ H Units that are Owner-Occ


Type	Numeric (Double)
CST90806	Proportion Asian or Pacific Islander Householder Occupied Housing Units that are Owner-Occupied

 TST90806 - Prop A/PI Occ H Units that are Owner-Occ


Type	Numeric (Double)
TST90806	Proportion Asian or Pacific Islander Householder Occupied Housing Units that are Owner-Occupied

 BST90806 - Prop A/PI Occ H Units that are Owner-Occ


Type	Numeric (Double)
BST90806	Proportion Asian or Pacific Islander Householder Occupied Housing Units that are Owner-Occupied

 CST90807 - Prop Oth Occ H Units that are Owner-Occ


Type	Numeric (Double)
CST90807	Proportion Other Race Householder Occupied Housing Units that are Owner-Occupied

 TST90807 - Prop Oth Occ H Units that are Owner-Occ

Type	Numeric (Double)
TST90807	Proportion Other Race Householder Occupied Housing Units that are Owner-Occupied

 BST90807 - Prop Oth Occ H Units that are Owner-Occ

Type	Numeric (Double)
BST90807	Proportion Other Race Householder Occupied Housing Units that are Owner-Occupied

 CST90808 - Prop H Occ H Units that are Owner-Occ

Type	Numeric (Double)
CST90808	Proportion Hispanic Householder Occupied Housing Units that are Owner-Occupied

 TST90808 - Prop H Occ H Units that are Owner-Occ

Type	Numeric (Double)
TST90808	Proportion Hispanic Householder Occupied Housing Units that are Owner-Occupied

 BST90808 - Prop H Occ H Units that are Owner-Occ

Type	Numeric (Double)
BST90808	Proportion Hispanic Householder Occupied Housing Units that are Owner-Occupied

 CST90809 - Prop H Units Built 1985-March 1990


Type	Numeric (Double)
CST90809	Proportion Housing Units Built Between 1985 and March 1990

 TST90809 - Prop H Units Built 1985-March 1990


Type	Numeric (Double)
TST90809	Proportion Housing Units Built Between 1985 and March 1990

 BST90809 - Prop H Units Built 1985-March 1990


Type	Numeric (Double)
BST90809	Proportion Housing Units Built Between 1985 and March 1990

 CST90810 - Prop Own-Occ H Units Built 1985-1990

Type	Numeric (Double)
CST90810	Proportion Owner-Occupied Housing Units Built Between 1985 and March 1990

 TST90810 - Prop Own-Occ H Units Built 1985-1990

Type	Numeric (Double)
TST90810	Proportion Owner-Occupied Housing Units Built Between 1985 and March 1990

 BST90810 - Prop Own-Occ H Units Built 1985-1990

Type	Numeric (Double)
BST90810	Proportion Owner-Occupied Housing Units Built Between 1985 and March 1990

 CST90811 - Prop Rnt-Occ H Units Built 1985-1990

Type	Numeric (Double)
CST90811	Proportion Renter-Occupied Housing Units Built Between 1985 and March 1990

 TST90811 - Prop Rnt-Occ H Units Built 1985-1990

Type	Numeric (Double)
TST90811	Proportion Renter-Occupied Housing Units Built Between 1985 and March 1990

 BST90811 - Prop Rnt-Occ H Units Built 1985-1990

Type	Numeric (Double)
BST90811	Proportion Renter-Occupied Housing Units Built Between 1985 and March 1990

 CST90812 - Median Year Housing Units Built

Type	Numeric (Double)
CST90812	Median Year Housing Units Built

 TST90812 - Median Year Housing Units Built

Type	Numeric (Double)
TST90812	Median Year Housing Units Built

 BST90812 - Median Year Housing Units Built

Type	Numeric (Double)
BST90812	Median Year Housing Units Built

 CST90813 - Prop Occ H Units Moved Into 1985-1990

Type	Numeric (Double)
CST90813	Proportion Occupied Housing Units Moved into Between 1985 and March 1990


 TST90813 - Prop Occ H Units Moved Into 1985-1990

Type	Numeric (Double)
TST90813	Proportion Occupied Housing Units Moved into Between 1985 and March 1990


 BST90813 - Prop Occ H Units Moved Into 1985-1990

Type	Numeric (Double)
------	------------------


BST90813	Proportion Occupied Housing Units Moved into Between 1985 and March 1990
----------	--

 CST90814 - Prop Owner-Occ H Units Moved Into 85-90

Type	Numeric (Double)
CST90814	Proportion Owner-Occupied Housing Units Moved into Between 1985 and March 1990

 TST90814 - Prop Owner-Occ H Units Moved Into 85-90

Type	Numeric (Double)
TST90814	Proportion Owner-Occupied Housing Units Moved into Between 1985 and March 1990

 BST90814 - Prop Owner-Occ H Units Moved Into 85-90

Type	Numeric (Double)
BST90814	Proportion Owner-Occupied Housing Units Moved into Between 1985 and March 1990

 CST90815 - Prop Rntr-Occ H Units Moved Into 85-90

Type	Numeric (Double)
CST90815	Proportion Renter-Occupied Housing Units Moved into Between 1985 and March 1990

 TST90815 - Prop Rntr-Occ H Units Moved Into 85-90

Type	Numeric (Double)
TST90815	Proportion Renter-Occupied Housing Units Moved into Between 1985 and March 1990

 BST90815 - Prop Rntr-Occ H Units Moved Into 85-90

Type	Numeric (Double)
BST90815	Proportion Renter-Occupied Housing Units Moved into Between 1985 and March 1990

 CST90816 - Median Gross Rent of Renter-Occ H Units

Type	Numeric (Double)
CST90816	Median Gross Rent of Specified Renter-Occupied Housing Units Paying Cash Rent

 TST90816 - Median Gross Rent of Renter-Occ H Units


Type	Numeric (Double)
TST90816	Median Gross Rent of Specified Renter-Occupied Housing Units Paying Cash Rent

 BST90816 - Median Gross Rent of Renter-Occ H Units

Type	Numeric (Double)
BST90816	Median Gross Rent of Specified Renter-Occupied Housing Units Paying Cash Rent

 CST90817 - Med Gross Rent of White Rntr-Occ H Units

Type	Numeric (Double)
CST90817	Median Gross Rent of White Householder Specified Renter-Occupied Housing Units Paying Cash Rent

 TST90817 - Med Gross Rent of White Rntr-Occ H Units

Type	Numeric (Double)
TST90817	Median Gross Rent of White Householder Specified Renter-Occupied Housing Units Paying Cash Rent

 BST90817 - Med Gross Rent of White Rntr-Occ H Units

Type	Numeric (Double)
BST90817	Median Gross Rent of White Householder Specified Renter-Occupied Housing Units Paying Cash Rent

 CST90818 - Med Gross Rent of Black Rntr-Occ H Units

Type	Numeric (Double)
CST90818	Median Gross Rent of Black Householder Specified Renter-Occupied Housing Units Paying Cash Rent

 TST90818 - Med Gross Rent of Black Rntr-Occ H Units

Type	Numeric (Double)
TST90818	Median Gross Rent of Black Householder Specified Renter-Occupied Housing Units Paying Cash Rent

 BST90818 - Med Gross Rent of Black Rntr-Occ H Units

Type	Numeric (Double)
BST90818	Median Gross Rent of Black Householder Specified Renter-Occupied Housing Units Paying Cash Rent

 CST90819 - Med Gross Rent of As/PI Rntr-Occ H Units

Type	Numeric (Double)
CST90819	Median Gross Rent of Asian or Pacific Islander Householder Specified Renter-Occupied Housing Units Paying Cash Rent

 TST90819 - Med Gross Rent of As/PI Rntr-Occ H Units

Type	Numeric (Double)
TST90819	Median Gross Rent of Asian or Pacific Islander Householder Specified Renter-Occupied Housing Units Paying Cash Rent

 BST90819 - Med Gross Rent of As/PI Rntr-Occ H Units

Type	Numeric (Double)
BST90819	Median Gross Rent of Asian or Pacific Islander Householder Specified Renter-Occupied Housing Units Paying Cash Rent

 CST90820 - Med Gross Rent of Other Rntr-Occ H Units

Type	Numeric (Double)
CST90820	Median Gross Rent of Other Race Householder Specified Renter-Occupied Housing Units Paying Cash Rent

 TST90820 - Med Gross Rent of Other Rntr-Occ H Units

Type	Numeric (Double)
TST90820	Median Gross Rent of Other Race Householder Specified Renter-Occupied Housing Units Paying Cash Rent

 BST90820 - Med Gross Rent of Other Rntr-Occ H Units

Type	Numeric (Double)
BST90820	Median Gross Rent of Other Race Householder Specified Renter-Occupied Housing Units Paying Cash Rent

 CST90821 - Med Gross Rent of Hisp Rntr-Occ H Units

Type	Numeric (Double)
CST90821	Median Gross Rent of Hispanic Householder Specified Renter-Occupied Housing Units Paying Cash Rent

 TST90821 - Med Gross Rent of Hisp Rntr-Occ H Units

Type	Numeric (Double)
TST90821	Median Gross Rent of Hispanic Householder Specified Renter-Occupied Housing Units Paying Cash Rent

 BST90821 - Med Gross Rent of Hisp Rntr-Occ H Units

Type	Numeric (Double)
BST90821	Median Gross Rent of Hispanic Householder Specified Renter-Occupied Housing Units Paying Cash Rent

 CST90822 - Std Dev in Gross Rent

Type	Numeric (Double)
CST90822	Standard Deviation in Gross Rent of Specified Renter-Occupied Housing Units Paying Cash Rent

 TST90822 - Std Dev in Gross Rent

Type	Numeric (Double)
TST90822	Standard Deviation in Gross Rent of Specified Renter-Occupied Housing Units Paying Cash Rent

 BST90822 - Std Dev in Gross Rent

Type	Numeric (Double)
BST90822	Standard Deviation in Gross Rent of Specified Renter-Occupied Housing Units Paying Cash Rent

 CST90823 - Std Dev in Gross Rent for Whites

Type	Numeric (Double)
CST90823	Standard Deviation in Gross Rent of White Householder Specified Renter-Occupied Housing Units Paying Cash Rent

 TST90823 - Std Dev in Gross Rent for Whites


Type	Numeric (Double)
TST90823	Standard Deviation in Gross Rent of White Householder Specified Renter-Occupied Housing Units Paying Cash Rent

 BST90823 - Std Dev in Gross Rent for Whites

Type	Numeric (Double)
BST90823	Standard Deviation in Gross Rent of White Householder Specified Renter-Occupied Housing Units Paying Cash Rent

 CST90824 - Std Dev in Gross Rent for Blacks

Type	Numeric (Double)
CST90824	Standard Deviation in Gross Rent of Black Householder Specified Renter-Occupied Housing Units Paying Cash Rent

 TST90824 - Std Dev in Gross Rent for Blacks


Type	Numeric (Double)
TST90824	Standard Deviation in Gross Rent of Black Householder Specified Renter-Occupied Housing Units Paying Cash Rent

 BST90824 - Std Dev in Gross Rent for Blacks


Type	Numeric (Double)
BST90824	Standard Deviation in Gross Rent of Black Householder Specified Renter-Occupied Housing Units Paying Cash Rent

 CST90825 - Std Dev in Gross Rent for Asian/PI

Type	Numeric (Double)
CST90825	Standard Deviation in Gross Rent of Asian or Pacific Islander Householder Specified Renter-Occupied Housing Units Paying Cash Rent

 TST90825 - Std Dev in Gross Rent for Asian/PI

Type	Numeric (Double)
TST90825	Standard Deviation in Gross Rent of Asian or Pacific Islander Householder Specified Renter-Occupied Housing Units Paying Cash Rent

 BST90825 - Std Dev in Gross Rent for Asian/PI

Type	Numeric (Double)
BST90825	Standard Deviation in Gross Rent of Asian or Pacific Islander Householder Specified Renter-Occupied Housing Units Paying Cash Rent

 CST90826 - Std Dev in Gross Rent for Others

Type	Numeric (Double)
CST90826	Standard Deviation in Gross Rent of Other Race Householder Specified Renter-Occupied Housing Units Paying Cash Rent

 TST90826 - Std Dev in Gross Rent for Others

Type	Numeric (Double)
TST90826	Standard Deviation in Gross Rent of Other Race Householder Specified Renter-Occupied Housing Units Paying Cash Rent

 BST90826 - Std Dev in Gross Rent for Others

Type	Numeric (Double)
BST90826	Standard Deviation in Gross Rent of Other Race Householder Specified Renter-Occupied Housing Units Paying Cash Rent

 CST90827 - Std Dev in Gross Rent for Hispanics

Type	Numeric (Double)
CST90827	Standard Deviation in Gross Rent of Hispanic Householder Specified Renter-Occupied Housing Units Paying Cash Rent

 TST90827 - Std Dev in Gross Rent for Hispanics

Type	Numeric (Double)
TST90827	Standard Deviation in Gross Rent of Hispanic Householder Specified Renter-Occupied Housing Units Paying Cash Rent

 BST90827 - Std Dev in Gross Rent for Hispanics

Type	Numeric (Double)
BST90827	Standard Deviation in Gross Rent of Hispanic Householder Specified Renter-Occupied Housing Units Paying Cash Rent

 CST90828 - Median G Rent of Rnt-Occ HU as % HH Inc

Type	Numeric (Double)
CST90828	Median Gross Rent of Renter Occupied Housing Units Paying Cash Rent, as a Percentage of Household Income in 1989

 TST90828 - Median G Rent of Rnt-Occ HU as % HH Inc

Type	Numeric (Double)
TST90828	Median Gross Rent of Renter Occupied Housing Units Paying Cash Rent, as a Percentage of Household Income in 1989

 BST90828 - Median G Rent of Rnt-Occ HU as % HH Inc


Type	Numeric (Double)
BST90828	Median Gross Rent of Renter Occupied Housing Units Paying Cash Rent, as a Percentage of Household Income in 1989

 CST90829 - Median Value of Owner-Occ Housing Units

Type	Numeric (Double)
CST90829	Median Value of Specified Owner-Occupied Housing Units

 TST90829 - Median Value of Owner-Occ Housing Units

Type	Numeric (Double)
TST90829	Median Value of Specified Owner-Occupied Housing Units

 BST90829 - Median Value of Owner-Occ Housing Units

Type	Numeric (Double)
BST90829	Median Value of Specified Owner-Occupied Housing Units

 CST90830 - Std Dev in Housing Value

Type	Numeric (Double)
CST90830	Standard Deviation in Value of Specified Owner-Occupied Housing Units

 TST90830 - Std Dev in Housing Value

Type	Numeric (Double)
TST90830	Standard Deviation in Value of Specified Owner-Occupied Housing Units

 BST90830 - Std Dev in Housing Value

Type	Numeric (Double)
BST90830	Standard Deviation in Value of Specified Owner-Occupied Housing Units

 CST90831 - Median Mo Owner Occ Cost, W/ Mortgage


Type	Numeric (Double)
CST90831	Median Monthly Owner Costs of Specified Owner-Occupied

 TST90831 - Median Mo Owner Occ Cost, W/ Mortgage

Type	Numeric (Double)
TST90831	Median Monthly Owner Costs of Specified Owner-Occupied

 BST90831 - Median Mo Owner Occ Cost, W/ Mortgage

Type	Numeric (Double)
BST90831	Median Monthly Owner Costs of Specified Owner-Occupied

 CST90832 - Med Mo White Owner Occ Cost, W/ Mortgage

Type	Numeric (Double)
CST90832	Median Monthly Owner Costs of White Householder Specified Owner-Occupied Housing Units with Mortgage

 TST90832 - Med Mo White Owner Occ Cost, W/ Mortgage

Type	Numeric (Double)
TST90832	Median Monthly Owner Costs of White Householder Specified Owner-Occupied Housing Units with Mortgage

 BST90832 - Med Mo White Owner Occ Cost, W/ Mortgage

Type	Numeric (Double)
BST90832	Median Monthly Owner Costs of White Householder Specified Owner-Occupied Housing Units with Mortgage

 CST90833 - Med Mo Black Owner Occ Cost, W/ Mortgage

Type	Numeric (Double)
CST90833	Median Monthly Owner Costs of Black Householder Specified Owner-Occupied Housing Units with Mortgage

 TST90833 - Med Mo Black Owner Occ Cost, W/ Mortgage

Type	Numeric (Double)
TST90833	Median Monthly Owner Costs of Black Householder Specified Owner-Occupied Housing Units with Mortgage

 BST90833 - Med Mo Black Owner Occ Cost, W/ Mortgage

Type	Numeric (Double)
BST90833	Median Monthly Owner Costs of Black Householder Specified Owner-Occupied Housing Units with Mortgage

 CST90834 - Med Mo As/PI Owner Occ Cost, W/ Mortgage


Type	Numeric (Double)
CST90834	Median Monthly Owner Costs of Asian or Pacific Islander Householder Specified Owner-Occupied Housing Units with Mortgage

 TST90834 - Med Mo As/PI Owner Occ Cost, W/ Mortgage

Type	Numeric (Double)
TST90834	Median Monthly Owner Costs of Asian or Pacific Islander Householder Specified Owner-Occupied Housing Units with Mortgage

 BST90834 - Med Mo As/PI Owner Occ Cost, W/ Mortgage


Type	Numeric (Double)
BST90834	Median Monthly Owner Costs of Asian or Pacific Islander Householder Specified Owner-Occupied Housing Units with Mortgage

 CST90835 - Med Mo Other Owner Occ Cost, W/ Mortgage

Type	Numeric (Double)
CST90835	Median Monthly Owner Costs of Other Race Householder Specified Owner-Occupied Housing Units with Mortgage

 TST90835 - Med Mo Other Owner Occ Cost, W/ Mortgage


Type	Numeric (Double)
TST90835	Median Monthly Owner Costs of Other Race Householder Specified Owner-Occupied Housing Units with Mortgage

 BST90835 - Med Mo Other Owner Occ Cost, W/ Mortgage


Type	Numeric (Double)
BST90835	Median Monthly Owner Costs of Other Race Householder Specified Owner-Occupied Housing Units with Mortgage

 CST90836 - Med Mo Hisp Owner Occ Cost, W/ Mortgage


Type	Numeric (Double)
CST90836	Median Monthly Owner Costs of Hispanic Householder Specified Owner-Occupied Housing Units with Mortgage

 TST90836 - Med Mo Hisp Owner Occ Cost, W/ Mortgage


Type	Numeric (Double)
TST90836	Median Monthly Owner Costs of Hispanic Householder Specified Owner-Occupied Housing Units with Mortgage

 BST90836 - Med Mo Hisp Owner Occ Cost, W/ Mortgage

Type	Numeric (Double)
BST90836	Median Monthly Owner Costs of Hispanic Householder Specified Owner-Occupied Housing Units with Mortgage

 CST90837 - Median Mo Owner Occ Cost, Not-Mortg

Type	Numeric (Double)
CST90837	Median Monthly Owner Costs of Specified Owner-Occupied Housing Units, Not Mortgaged

 TST90837 - Median Mo Owner Occ Cost, Not-Mortg

Type	Numeric (Double)
TST90837	Median Monthly Owner Costs of Specified Owner-Occupied Housing Units, Not Mortgaged

 BST90837 - Median Mo Owner Occ Cost, Not-Mortg

Type	Numeric (Double)
BST90837	Median Monthly Owner Costs of Specified Owner-Occupied Housing Units, Not Mortgaged

 CST90838 - Med Mo White Owner Occ Cost, Not-Mortg

Type	Numeric (Double)
CST90838	Median Monthly Owner Costs of White Householder Specified Owner-Occupied Housing Units, Not Mortgaged

 TST90838 - Med Mo White Owner Occ Cost, Not-Mortg

Type	Numeric (Double)
TST90838	Median Monthly Owner Costs of White Householder Specified Owner-Occupied Housing Units, Not Mortgaged

 BST90838 - Med Mo White Owner Occ Cost, Not-Mortg

Type	Numeric (Double)
BST90838	Median Monthly Owner Costs of White Householder Specified Owner-Occupied Housing Units, Not Mortgaged

 CST90839 - Med Mo Black Owner Occ Cost, Not-Mortg

Type	Numeric (Double)
CST90839	Median Monthly Owner Costs of Black Householder Specified Owner-Occupied Housing Units, Not Mortgaged

 TST90839 - Med Mo Black Owner Occ Cost, Not-Mortg

Type	Numeric (Double)
TST90839	Median Monthly Owner Costs of Black Householder Specified Owner-Occupied Housing Units, Not Mortgaged

 BST90839 - Med Mo Black Owner Occ Cost, Not-Mortg

Type	Numeric (Double)
BST90839	Median Monthly Owner Costs of Black Householder Specified Owner-Occupied Housing Units, Not Mortgaged

 CST90840 - Med Mo As/PI Owner Occ Cost, Not-Mortg

Type	Numeric (Double)
CST90840	Median Monthly Owner Costs of Asian or Pacific Islander Householder Specified Owner-Occupied Housing Units, Not Mortgaged

 TST90840 - Med Mo As/PI Owner Occ Cost, Not-Mortg

Type	Numeric (Double)
TST90840	Median Monthly Owner Costs of Asian or Pacific Islander Householder Specified Owner-Occupied Housing Units, Not Mortgaged

 BST90840 - Med Mo As/PI Owner Occ Cost, Not-Mortg

Type	Numeric (Double)
BST90840	Median Monthly Owner Costs of Asian or Pacific Islander Householder Specified Owner-Occupied Housing Units, Not Mortgaged

 CST90841 - Med Mo Other Owner Occ Cost, Not-Mortg

Type	Numeric (Double)
CST90841	Median Monthly Owner Costs of Other Race Householder Specified Owner-Occupied Housing Units, Not Mortgaged

 TST90841 - Med Mo Other Owner Occ Cost, Not-Mortg

Type	Numeric (Double)
TST90841	Median Monthly Owner Costs of Other Race Householder Specified Owner-Occupied Housing Units, Not Mortgaged

 BST90841 - Med Mo Other Owner Occ Cost, Not-Mortg

Type	Numeric (Double)
BST90841	Median Monthly Owner Costs of Other Race Householder Specified Owner-Occupied Housing Units, Not Mortgaged

 CST90842 - Med Mo Hisp Owner Occ Cost, Not-Mortg

Type	Numeric (Double)
CST90842	Median Monthly Owner Costs of Hispanic Householder Specified Owner-Occupied Housing Units, Not Mortgaged

 TST90842 - Med Mo Hisp Owner Occ Cost, Not-Mortg

Type	Numeric (Double)
TST90842	Median Monthly Owner Costs of Hispanic Householder Specified Owner-Occupied Housing Units, Not Mortgaged

 BST90842 - Med Mo Hisp Owner Occ Cost, Not-Mortg

Type	Numeric (Double)
BST90842	Median Monthly Owner Costs of Hispanic Householder Specified Owner-Occupied Housing Units, Not Mortgaged

 CST90843 - Std Dev in Mo Owner Cost, W/ Mortg

Type	Numeric (Double)
CST90843	Standard Deviation in Monthly Owner Costs of Specified Owner-Occupied Housing Units with Mortgage

 TST90843 - Std Dev in Mo Owner Cost, W/ Mortg

Type	Numeric (Double)
TST90843	Standard Deviation in Monthly Owner Costs of Specified Owner-Occupied Housing Units with Mortgage

 BST90843 - Std Dev in Mo Owner Cost, W/ Mortg

Type	Numeric (Double)
BST90843	Standard Deviation in Monthly Owner Costs of Specified Owner-Occupied Housing Units with Mortgage

 CST90844 - Std Dev in Mo Wh Owner Cost, W/ Mortg

Type	Numeric (Double)
CST90844	Standard Deviation in Monthly Owner Costs of White Householder Specified Owner-Occupied Housing Units with Mortgage

 TST90844 - Std Dev in Mo Wh Owner Cost, W/ Mortg

Type	Numeric (Double)
TST90844	Standard Deviation in Monthly Owner Costs of White Householder Specified Owner-Occupied Housing Units with Mortgage

 BST90844 - Std Dev in Mo Wh Owner Cost, W/ Mortg

Type	Numeric (Double)
BST90844	Standard Deviation in Monthly Owner Costs of White Householder Specified Owner-Occupied Housing Units with Mortgage

 CST90845 - Std Dev in Mo Bl Owner Cost, W/ Mortg

Type	Numeric (Double)
CST90845	Standard Deviation in Monthly Owner Costs of Black Householder Specified Owner-Occupied Housing Units with Mortgage

 TST90845 - Std Dev in Mo Bl Owner Cost, W/ Mortg

Type	Numeric (Double)
TST90845	Standard Deviation in Monthly Owner Costs of Black Householder Specified Owner-Occupied Housing Units with Mortgage

 BST90845 - Std Dev in Mo Bl Owner Cost, W/ Mortg

Type	Numeric (Double)
BST90845	Standard Deviation in Monthly Owner Costs of Black Householder Specified Owner-Occupied Housing Units with Mortgage

 CST90846 - Std Dev in Mo A/PI Owner Cost, W/ Mortg

Type	Numeric (Double)
CST90846	Standard Deviation in Monthly Owner Costs of Asian or Pacific Islander Householder Specified Owner-Occupied Housing Units with Mortgage

 TST90846 - Std Dev in Mo A/PI Owner Cost, W/ Mortg

Type	Numeric (Double)
TST90846	Standard Deviation in Monthly Owner Costs of Asian or Pacific Islander Householder Specified Owner-Occupied Housing Units with Mortgage

 BST90846 - Std Dev in Mo A/PI Owner Cost, W/ Mortg

Type	Numeric (Double)
BST90846	Standard Deviation in Monthly Owner Costs of Asian or Pacific Islander Householder Specified Owner-Occupied Housing Units with Mortgage

 CST90847 - Std Dev in Mo Oth Owner Cost, W/ Mortg

Type	Numeric (Double)
CST90847	Standard Deviation in Monthly Owner Costs of Other Race Householder Specified Owner-Occupied Housing Units with Mortgage

 TST90847 - Std Dev in Mo Oth Owner Cost, W/ Mortg

Type	Numeric (Double)
TST90847	Standard Deviation in Monthly Owner Costs of Other Race Householder Specified Owner-Occupied Housing Units with Mortgage

 BST90847 - Std Dev in Mo Oth Owner Cost, W/ Mortg

Type	Numeric (Double)
BST90847	Standard Deviation in Monthly Owner Costs of Other Race Householder Specified Owner-Occupied Housing Units with Mortgage

 CST90848 - Std Dev in Mo H Owner Cost, W/ Mortg

Type	Numeric (Double)
CST90848	Standard Deviation in Monthly Owner Costs of Hispanic Householder Specified Owner-Occupied Housing Units with Mortgage

 TST90848 - Std Dev in Mo H Owner Cost, W/ Mortg

Type	Numeric (Double)
TST90848	Standard Deviation in Monthly Owner Costs of Hispanic Householder Specified Owner-Occupied Housing Units with Mortgage

 BST90848 - Std Dev in Mo H Owner Cost, W/ Mortg

Type	Numeric (Double)
BST90848	Standard Deviation in Monthly Owner Costs of Hispanic Householder Specified Owner-Occupied Housing Units with Mortgage

 CST90849 - Std Dev in Mo Owner Cost, Not-Mortg

Type	Numeric (Double)
CST90849	Standard Deviation in Monthly Owner Costs of Specified Owner-Occupied Housing Units, Not Mortgage

 TST90849 - Std Dev in Mo Owner Cost, Not-Mortg

Type	Numeric (Double)
TST90849	Standard Deviation in Monthly Owner Costs of Specified Owner-Occupied Housing Units, Not Mortgage

 BST90849 - Std Dev in Mo Owner Cost, Not-Mortg

Type	Numeric (Double)
BST90849	Standard Deviation in Monthly Owner Costs of Specified Owner-Occupied Housing Units, Not Mortgage

 CST90850 - Std Dev in Mo Wh Owner Cost, Not-Mortg

Type	Numeric (Double)
CST90850	Standard Deviation in Monthly Owner Costs of White Householder Specified Owner-Occupied Housing Units, Not Mortgaged

 TST90850 - Std Dev in Mo Wh Owner Cost, Not-Mortg

Type	Numeric (Double)
TST90850	Standard Deviation in Monthly Owner Costs of White Householder Specified Owner-Occupied Housing Units, Not Mortgaged

 BST90850 - Std Dev in Mo Wh Owner Cost, Not-Mortg

Type	Numeric (Double)
BST90850	Standard Deviation in Monthly Owner Costs of White Householder Specified Owner-Occupied Housing Units, Not Mortgaged

 CST90851 - Std Dev in Mo Bl Owner Cost, Not-Mortg

Type	Numeric (Double)
CST90851	Standard Deviation in Monthly Owner Costs of Black Householder Specified Owner-Occupied Housing Units, Not Mortgaged

 TST90851 - Std Dev in Mo BI Owner Cost, Not-Mortg

Type	Numeric (Double)
TST90851	Standard Deviation in Monthly Owner Costs of Black Householder Specified Owner-Occupied Housing Units, Not Mortgaged

 BST90851 - Std Dev in Mo BI Owner Cost, Not-Mortg

Type	Numeric (Double)
BST90851	Standard Deviation in Monthly Owner Costs of Black Householder Specified Owner-Occupied Housing Units, Not Mortgaged

 CST90852 - Std Dev in Mo A/PI Owner Cost, Not-Mortg


Type	Numeric (Double)
CST90852	Standard Deviation in Monthly Owner Costs of Asian or Pacific Islander Householder Specified Owner-Occupied Housing Units, Not Mortgaged

 TST90852 - Std Dev in Mo A/PI Owner Cost, Not-Mortg


Type	Numeric (Double)
TST90852	Standard Deviation in Monthly Owner Costs of Asian or Pacific Islander Householder Specified Owner-Occupied Housing Units, Not Mortgaged

 BST90852 - Std Dev in Mo A/PI Owner Cost, Not-Mortg

Type	Numeric (Double)
BST90852	Standard Deviation in Monthly Owner Costs of Asian or Pacific Islander Householder Specified Owner-Occupied Housing Units, Not Mortgaged

 CST90853 - Std Dev in Mo Oth Owner Cost, Not-Mortg

Type	Numeric (Double)
CST90853	Standard Deviation in Monthly Owner Costs of Other Race Householder Specified Owner-Occupied Housing Units, Not Mortgaged

 TST90853 - Std Dev in Mo Oth Owner Cost, Not-Mortg

Type	Numeric (Double)
TST90853	Standard Deviation in Monthly Owner Costs of Other Race Householder Specified Owner-Occupied Housing Units, Not Mortgaged

 BST90853 - Std Dev in Mo Oth Owner Cost, Not-Mortg

Type	Numeric (Double)
BST90853	Standard Deviation in Monthly Owner Costs of Other Race Householder Specified Owner-Occupied Housing Units, Not Mortgaged

 CST90854 - Std Dev in Mo H Owner Cost, Not-Mortg

Type	Numeric (Double)
CST90854	Standard Deviation in Monthly Owner Costs of Hispanic Householder Specified Owner-Occupied Housing Units, Not Mortgaged

 TST90854 - Std Dev in Mo H Owner Cost, Not-Mortg

Type	Numeric (Double)
TST90854	Standard Deviation in Monthly Owner Costs of Hispanic Householder Specified Owner-Occupied Housing Units, Not Mortgaged

 BST90854 - Std Dev in Mo H Owner Cost, Not-Mortg

Type	Numeric (Double)
BST90854	Standard Deviation in Monthly Owner Costs of Hispanic Householder Specified Owner-Occupied Housing Units, Not Mortgaged

 CST90855 - Med Mortgaged Mo Owner Cost Per HH Inc

Type	Numeric (Double)
CST90855	Median Monthly Owner Costs of Specified Owner-Occupied Mortgaged Housing Units as a Percentage of Household Income in 1989

 TST90855 - Med Mortgaged Mo Owner Cost Per HH Inc

Type	Numeric (Double)
TST90855	Median Monthly Owner Costs of Specified Owner-Occupied Mortgaged Housing Units as a Percentage of Household Income in 1989

 BST90855 - Med Mortgaged Mo Owner Cost Per HH Inc

Type	Numeric (Double)
BST90855	Median Monthly Owner Costs of Specified Owner-Occupied Mortgaged Housing Units as a Percentage of Household Income in 1989

 CST90856 - Med Non-Mortg Mo Owner Cost Per HH Inc

Type	Numeric (Double)
CST90856	Median Monthly Owner Costs of Specified Owner-Occupied Not Mortgaged Housing Units as a Percentage of Household Income in 1989

 TST90856 - Med Non-Mortg Mo Owner Cost Per HH Inc

Type	Numeric (Double)
TST90856	Median Monthly Owner Costs of Specified Owner-Occupied Not Mortgaged Housing Units as a Percentage of Household Income in 1989

 BST90856 - Med Non-Mortg Mo Owner Cost Per HH Inc

Type	Numeric (Double)
BST90856	Median Monthly Owner Costs of Specified Owner-Occupied Not Mortgaged Housing Units as a Percentage of Household Income in 1989

 CST90857 - Prop Occ H Units W/O Complete Plumbing


Type	Numeric (Double)
CST90857	Proportion Occupied Housing Units Lacking Complete Plumbing Facilities

 TST90857 - Prop Occ H Units W/O Complete Plumbing

Type	Numeric (Double)
TST90857	Proportion Occupied Housing Units Lacking Complete Plumbing Facilities

 BST90857 - Prop Occ H Units W/O Complete Plumbing


Type	Numeric (Double)
BST90857	Proportion Occupied Housing Units Lacking Complete Plumbing Facilities

 CST90858 - Prop Wh Occ H Units W/O Compl Plumbing

Type	Numeric (Double)
CST90858	Proportion White Householder Occupied Housing Units Lacking Complete Plumbing Facilities

 TST90858 - Prop Wh Occ H Units W/O Compl Plumbing

Type	Numeric (Double)
TST90858	Proportion White Householder Occupied Housing Units Lacking Complete Plumbing Facilities

 BST90858 - Prop Wh Occ H Units W/O Compl Plumbing

Type	Numeric (Double)
BST90858	Proportion White Householder Occupied Housing Units Lacking Complete Plumbing Facilities

 CST90859 - Prop Bl Occ H Units W/O Compl Plumbing

Type	Numeric (Double)
CST90859	Proportion Black Householder Occupied Housing Units Lacking Complete Plumbing Facilities

 TST90859 - Prop Bl Occ H Units W/O Compl Plumbing

Type	Numeric (Double)
TST90859	Proportion Black Householder Occupied Housing Units Lacking Complete Plumbing Facilities

 BST90859 - Prop Bl Occ H Units W/O Compl Plumbing

Type	Numeric (Double)
BST90859	Proportion Black Householder Occupied Housing Units Lacking Complete Plumbing Facilities

 CST90860 - Prop As/PI Occ H Units W/O Compl Plumbng

Type	Numeric (Double)
CST90860	Proportion Asian or Pacific Islander Householder Occupied Housing Units Lacking Complete Plumbing Facilities

 TST90860 - Prop As/PI Occ H Units W/O Compl Plumbng

Type	Numeric (Double)
TST90860	Proportion Asian or Pacific Islander Householder Occupied Housing Units Lacking Complete Plumbing Facilities

 BST90860 - Prop As/PI Occ H Units W/O Compl Plumbng

Type	Numeric (Double)
BST90860	Proportion Asian or Pacific Islander Householder Occupied Housing Units Lacking Complete Plumbing Facilities

 CST90861 - Prop Oth Occ H Units W/O Compl Plumbing

Type	Numeric (Double)
CST90861	Proportion Other Race Householder Occupied Housing Units Lacking Complete Plumbing Facilities

 TST90861 - Prop Oth Occ H Units W/O Compl Plumbing

Type	Numeric (Double)
TST90861	Proportion Other Race Householder Occupied Housing Units Lacking Complete Plumbing Facilities

 BST90861 - Prop Oth Occ H Units W/O Compl Plumbing

Type	Numeric (Double)
BST90861	Proportion Other Race Householder Occupied Housing Units Lacking Complete Plumbing Facilities

 CST90862 - Prop H Occ H Units W/O Complete Plumbing


Type	Numeric (Double)
CST90862	Proportion Hispanic Householder Occupied Housing Units

 TST90862 - Prop H Occ H Units W/O Complete Plumbing


Type	Numeric (Double)
TST90862	Proportion Hispanic Householder Occupied Housing Units

 BST90862 - Prop H Occ H Units W/O Complete Plumbing


Type	Numeric (Double)
BST90862	Proportion Hispanic Householder Occupied Housing Units

 CST90863 - Prop Owner-Occ H Units W/O All Plumbing

Type	Numeric (Double)
CST90863	Proportion Owner-Occupied Housing Units Lacking Complete Plumbing Facilities and with 1.01 or More Persons per Room

 TST90863 - Prop Owner-Occ H Units W/O All Plumbing

Type	Numeric (Double)
TST90863	Proportion Owner-Occupied Housing Units Lacking Complete Plumbing Facilities and with 1.01 or More Persons per Room

 BST90863 - Prop Owner-Occ H Units W/O All Plumbing

Type	Numeric (Double)
BST90863	Proportion Owner-Occupied Housing Units Lacking Complete Plumbing Facilities and with 1.01 or More Persons per Room

 CST90864 - Prop Rntr-Occ H Units W/O All Plumbing

Type	Numeric (Double)
CST90864	Proportion Renter-Occupied Housing Units Lacking Complete Plumbing Facilities and with 1.01 or More Persons per Room

 TST90864 - Prop Rntr-Occ H Units W/O All Plumbing

Type	Numeric (Double)
TST90864	Proportion Renter-Occupied Housing Units Lacking Complete Plumbing Facilities and with 1.01 or More Persons per Room

 BST90864 - Prop Rntr-Occ H Units W/O All Plumbing

Type	Numeric (Double)
BST90864	Proportion Renter-Occupied Housing Units Lacking Complete Plumbing Facilities and with 1.01 or More Persons per Room

 CST90865 - Prop H Units W/O Complete Kitchen Facil

Type	Numeric (Double)
CST90865	Proportion Housing Units Lacking Complete Kitchen Facilities

 TST90865 - Prop H Units W/O Complete Kitchen Facil

Type	Numeric (Double)
TST90865	Proportion Housing Units Lacking Complete Kitchen Facilities

 BST90865 - Prop H Units W/O Complete Kitchen Facil

Type	Numeric (Double)
BST90865	Proportion Housing Units Lacking Complete Kitchen Facilities

 CST90866 - Prop Owner-Occ H Units W/ Telephone


Type	Numeric (Double)
CST90866	Proportion Owner-Occupied Housing Units with Telephone

 TST90866 - Prop Owner-Occ H Units W/ Telephone


Type	Numeric (Double)
TST90866	Proportion Owner-Occupied Housing Units with Telephone

 BST90866 - Prop Owner-Occ H Units W/ Telephone


Type	Numeric (Double)
BST90866	Proportion Owner-Occupied Housing Units with Telephone

 CST90867 - Prop Rntr-Occ H Units W/ Telephone

Type	Numeric (Double)
CST90867	Proportion Renter-Occupied Housing Units with Telephone

 TST90867 - Prop Rntr-Occ H Units W/ Telephone

Type	Numeric (Double)
TST90867	Proportion Renter-Occupied Housing Units with Telephone

 BST90867 - Prop Rntr-Occ H Units W/ Telephone

Type	Numeric (Double)
------	------------------

BST90867	Proportion Renter-Occupied Housing Units with Telephone
----------	---

 CSD90868 - Prop School Aged Chldrn At-Risk

Type	Numeric (Double)
CSD90868	Proportion School Age Children (6-19 Years) Who are "At Risk" School Age Children - County

 CSD90869 - Prop Pre-School Aged Chldrn At-Risk

Type	Numeric (Double)
CSD90869	Proportion Pre-school Age Children (4-5 Years) Who are "At Risk" Pre-school Age Children - County

 CAR93870 - Total Phys-PC Per 100,000

Type	Numeric (Double)
CAR93870	Total Physicians (non-Federal) Providing Patient Care per 100,000 Population - County

 CAR90870 - Total Phys-PC Per 100,000

Type	Numeric (Double)
CAR90870	Total Physicians (non-Federal) Providing Patient Care per 100,000 Population - County

 CAR93871 - Office-based Phys-PC Per 100,000

Type	Numeric (Double)
CAR93871	Office-Based Physicians (non-Federal) Providing Patient Care per 100,000 Population - County

 CAR90871 - Office-based Phys-PC Per 100,000

Type	Numeric (Double)
CAR90871	Office-Based Physicians (non-Federal) Providing Patient Care per 100,000 Population - County

 CAR93872 - Gen and Fam Practice Phys-PC Per 100,000

Type	Numeric (Double)
CAR93872	General and Family Practice Physicians (non-Federal) Providing Patient Care per 100,000 Population - County

 CAR90872 - Gen and Fam Practice Phys-PC Per 100,000

Type	Numeric (Double)
------	------------------

CAR90872	General and Family Practice Physicians (non-Federal) Providing Patient Care per 100,000 Population - County
----------	---

 CAR93873 - OB Gen and Fam Pract Phys-PC Per 100,000

Type	Numeric (Double)
CAR93873	Office-Based General and Family Practice Physicians (non-Federal) Providing Patient Care per 100,000 Population - County

 CAR90873 - OB Gen and Fam Pract Phys-PC Per 100,000

Type	Numeric (Double)
CAR90873	Office-Based General and Family Practice Physicians (non-Federal) Providing Patient Care per 100,000 Population - County

 CAR93874 - Med Spec Phys-PC Per 100,000

Type	Numeric (Double)
CAR93874	Medical Specialist (Total) Physicians (non-Federal) Providing Patient Care per 100,000 Population - County

 CAR90874 - Med Spec Phys-PC Per 100,000

Type	Numeric (Double)
CAR90874	Medical Specialist (Total) Physicians (non-Federal) Providing Patient Care per 100,000 Population - County

 CAR93875 - OB Med Spec Phys-PC Per 100,000

Type	Numeric (Double)
CAR93875	Office-Based Medical Specialist (Total) Physicians (non-Federal) Providing Patient Care per 100,000 Population - County

 CAR90875 - OB Med Spec Phys-PC Per 100,000

Type	Numeric (Double)
CAR90875	Office-Based Medical Specialist (Total) Physicians (non-Federal) Providing Patient Care per 100,000 Population - County

 CAR93876 - Pediatric Spec Phys-PC Per 100,000

Type	Numeric (Double)
CAR93876	Pediatric Specialist Physicians (non-Federal) Providing Patient Care per 100,000 Population - County

 CAR90876 - Pediatric Spec Phys-PC Per 100,000

Type	Numeric (Double)
CAR90876	Pediatric Specialist Physicians (non-Federal) Providing Patient Care per 100,000 Population - County

 CAR93877 - OB Pediatric Spec Phys-PC Per 100,000

Type	Numeric (Double)
CAR93877	Office-Based Pediatric Specialist Physicians (non-Federal) Providing Patient Care per 100,000 Population - County

 CAR90877 - OB Pediatric Spec Phys-PC Per 100,000

Type	Numeric (Double)
CAR90877	Office-Based Pediatric Specialist Physicians (non-Federal) Providing Patient Care per 100,000 Population - County

 CAR90878 - Pediatric Spec Phys-PC Per 100,000 <17

Type	Numeric (Double)
CAR90878	Pediatric Specialist Physicians (non-Federal) Providing Patient Care per 100,000 Population Aged 17 and Younger - County

 CAR90879 - OB Ped Spec Phys-PC Per 100,000 <17

Type	Numeric (Double)
CAR90879	Office-Based Pediatric Specialist Physicians (non-Federal) Providing Patient Care per 100,000 Population Aged 17 and Younger - County

 CAR93880 - Ob-Gyn Spec Phys-PC Per 100,000

Type	Numeric (Double)
CAR93880	Ob-Gyn Specialist Physicians (non-Federal) Providing Patient Care per 100,000 Population - County

 CAR90880 - Ob-Gyn Spec Phys-PC Per 100,000

Type	Numeric (Double)
CAR90880	Ob-Gyn Specialist Physicians (non-Federal) Providing Patient Care per 100,000 Population - County

 CAR93881 - OB Ob-Gyn Spec Phys-PC Per 100,000

Type	Numeric (Double)
CAR93881	Office-Based Ob-Gyn Specialist Physicians (non-Federal) Providing Patient Care per 100,000 Population - County

 CAR90881 - OB Ob-Gyn Spec Phys-PC Per 100,000

Type	Numeric (Double)
CAR90881	Office-Based Ob-Gyn Specialist Physicians (non-Federal) Providing Patient Care per 100,000 Population - County

 CAR93882 - Ob-Gyn Spec Phys-PC Per 100,000 W 15-44

Type	Numeric (Double)
CAR93882	Ob-Gyn Specialist Physicians (non-Federal) Providing Patient Care per 100,000 Women Age 15-44 - County

 CAR90882 - Ob-Gyn Spec Phys-PC Per 100,000 W 15-44

Type	Numeric (Double)
CAR90882	Ob-Gyn Specialist Physicians (non-Federal) Providing Patient Care per 100,000 Women Age 15-44 - County

 CAR93883 - OB Ob-Gyn Sp Phys-PC Per 100,000 W 15-44

Type	Numeric (Double)
CAR93883	Office-Based Ob-Gyn Specialist Physicians (non-Federal) Providing Patient Care per 100,000 Women Age 15-44 - County

 CAR90883 - OB Ob-Gyn Sp Phys-PC Per 100,000 W 15-44

Type	Numeric (Double)
CAR90883	Office-Based Ob-Gyn Specialist Physicians (non-Federal) Providing Patient Care per 100,000 Women Age 15-44 - County

 CAR93884 - Orthop Spec Phys-PC Per 100,000

Type	Numeric (Double)
CAR93884	Orthopedic Specialist Physicians (non-Federal) Providing Patient Care per 100,000 Population - County

 CAR90884 - Orthop Spec Phys-PC Per 100,000

Type	Numeric (Double)
CAR90884	Orthopedic Specialist Physicians (non-Federal) Providing Patient Care per 100,000 Population - County

 CAR93885 - OB Orthop Spec Phys-PC Per 100,000

Type	Numeric (Double)
CAR93885	Office-Based Orthopedic Specialist Physicians (non-Federal) Providing Patient Care per 100,000 Population - County

 CAR90885 - OB Orthop Spec Phys-PC Per 100,000

Type	Numeric (Double)
CAR90885	Office-Based Orthopedic Specialist Physicians (non-Federal) Providing Patient Care per 100,000 Population - County

 CAR93886 - Child Psych Spec Phys-PC Per 100,000

Type	Numeric (Double)
CAR93886	Child Psychology Specialist Physicians (non-Federal) Providing Patient Care per 100,000 Population - County

 CAR90886 - Child Psych Spec Phys-PC Per 100,000

Type	Numeric (Double)
CAR90886	Child Psychology Specialist Physicians (non-Federal) Providing Patient Care per 100,000 Population - County

 CAR93887 - OB Child Psych Spec Phys-PC Per 100,000

Type	Numeric (Double)
CAR93887	Office-Based Child Psychology Specialist Physicians (non-Federal) Providing Patient Care per 100,000 Population - County

 CAR90887 - OB Child Psych Spec Phys-PC Per 100,000

Type	Numeric (Double)
CAR90887	Office-Based Child Psychology Specialist Physicians (non-Federal) Providing Patient Care per 100,000 Population - County

 CAR90888 - Child Psych Spec Phys-PC Per 100,000 <17

Type	Numeric (Double)
CAR90888	Child Psychology Specialist Physicians (non-Federal) Providing Patient Care per 100,000 Population Aged 17 and Younger - County

 CAR90889 - OB Chld Psych Sp Phys-PC Per 100,000 <17

Type	Numeric (Double)
CAR90889	Office-Based Child Psychology Specialist Physicians (non-Federal) Providing Patient Care per 100,000 Population Aged 17 and Younger - County

 CAR93890 - Psychiatry Spec Phys-PC Per 100,000

Type	Numeric (Double)
CAR93890	Psychiatry Specialist Physicians (non-Federal) Providing Patient Care per 100,000 Population - County

 CAR90890 - Psychiatry Spec Phys-PC Per 100,000

Type	Numeric (Double)
CAR90890	Psychiatry Specialist Physicians (non-Federal) Providing Patient Care per 100,000 Population - County

 CAR93891 - OB Psychiatry Spec Phys-PC Per 100,000

Type	Numeric (Double)
CAR93891	Office-Based Psychiatry Specialist Physicians (non-Federal) Providing Patient Care per 100,000 Population - County

 CAR90891 - OB Psychiatry Spec Phys-PC Per 100,000

Type	Numeric (Double)
CAR90891	Office-Based Psychiatry Specialist Physicians (non-Federal) Providing Patient Care per 100,000 Population - County

 CAR93892 - Emergency Med Spec Phys-PC Per 100,000

Type	Numeric (Double)
CAR93892	Emergency Medical Specialist Physicians (non-Federal) Providing Patient Care per 100,000 Population - County

 CAR90892 - Emergency Med Spec Phys-PC Per 100,000

Type	Numeric (Double)
CAR90892	Emergency Medical Specialist Physicians (non-Federal) Providing Patient Care per 100,000 Population - County

 CAR93893 - OB Emerg Med Spec Phys-PC Per 100,000

Type	Numeric (Double)
CAR93893	Office-Based Emergency Medical Specialist Physicians (non-Federal) Providing Patient Care per 100,000 Population - County

 CAR90893 - OB Emerg Med Spec Phys-PC Per 100,000

Type	Numeric (Double)
CAR90893	Office-Based Emergency Medical Specialist Physicians (non-Federal) Providing Patient Care per 100,000 Population - County

 CAR93894 - Phys Med/Rehab Spec Phys-PC Per 100,000

Type	Numeric (Double)
CAR93894	Physical Medicine/Rehabilitation Specialist Physicians (non-Federal) Providing Patient Care per 100,000 Population - County

 CAR90894 - Phys Med/Rehab Spec Phys-PC Per 100,000

Type	Numeric (Double)
CAR90894	Physical Medicine/Rehabilitation Specialist Physicians (non-Federal) Providing Patient Care per 100,000 Population - County

 CAR93895 - OB Phys Med/Rehab Sp Phys-PC Per 100,000

Type	Numeric (Double)
CAR93895	Office-Based Physical Medicine/Rehabilitation Specialist Physicians (non-Federal) Providing Patient Care per 100,000 Population - County

 CAR90895 - OB Phys Med/Rehab Sp Phys-PC Per 100,000

Type	Numeric (Double)
CAR90895	Office-Based Physical Medicine/Rehabilitation Specialist Physicians (non-Federal) Providing Patient Care per 100,000 Population - County

 CAR93896 - Gen Prev Med Spec Phys-PC Per 100,000

Type	Numeric (Double)
CAR93896	General Preventive Medicine Specialist Physicians (non-Federal) Providing Patient Care per 100,000 Population - County

 CAR90896 - Gen Prev Med Spec Phys-PC Per 100,000

Type	Numeric (Double)
CAR90896	General Preventive Medicine Specialist Physicians (non-Federal) Providing Patient Care per 100,000 Population - County

 CAR93897 - OB Gen Prev Med Spec Phys-PC Per 100,000

Type	Numeric (Double)
CAR93897	Office-Based General Preventive Medicine Specialist Physicians (non-Federal) Providing Patient Care per 100,000 Population - County

 CAR90897 - OB Gen Prev Med Spec Phys-PC Per 100,000

Type	Numeric (Double)
CAR90897	Office-Based General Preventive Medicine Specialist Physicians (non-Federal) Providing Patient Care per 100,000 Population - County

 CAR93898 - Gen Pub Health Spec Phys-PC Per 100,000

Type	Numeric (Double)
CAR93898	General Public Health Specialist Physicians (non-Federal) Providing Patient Care per 100,000 Population - County

 CAR90898 - Gen Pub Health Spec Phys-PC Per 100,000

Type	Numeric (Double)
CAR90898	General Public Health Specialist Physicians (non-Federal) Providing Patient Care per 100,000 Population - County

 CAR93899 - OB Pub Health Spec Phys-PC Per 100,000


Type	Numeric (Double)
CAR93899	Office-Based Public Health Specialist Physicians (non-Federal) Providing Patient Care per 100,000 Population - County

 CAR90899 - OB Pub Health Spec Phys-PC Per 100,000

Type	Numeric (Double)
CAR90899	Office-Based Public Health Specialist Physicians (non-Federal) Providing Patient Care per 100,000 Population - County

 CAR89900 - D.O.'s Active Per 100,000

Type	Numeric (Double)
CAR89900	D.O.'s Active (non-Federal) per 100,000 Population - County

 CAR89901 - Gen Practice D.O.'s Active Per 100,000

Type	Numeric (Double)
CAR89901	D.O.'s Active (non-Federal) in General Practice per 100,000 Population - County

 CAR89902 - Pediatric D.O.'s Active Per 100,000

Type	Numeric (Double)
CAR89902	D.O.'s Active (non-Federal) in Pediatrics per 100,000 Population - County

 CAR89903 - Pediatric D.O.'s Active Per 100,000 <17


Type	Numeric (Double)
CAR89903	D.O.'s Active (non-Federal) in Pediatrics per 100,000 Population Aged 17 and Younger - County

 CAR89904 - Ob-Gyn D.O.'s Active Per 100,000


Type	Numeric (Double)
CAR89904	D.O.'s Active (non-Federal) in Ob-Gyn per 100,000 Population - County

 CAR89905 - Ob-Gyn D.O.'s Active Per 100,000 W 15-44

Type	Numeric (Double)
CAR89905	D.O.'s Active (non-Federal) in Ob-Gyn per 100,000 Women Aged 15-44 - County

 CAR90906 - Dentists Per 100,000

Type	Numeric (Double)
CAR90906	Dentists per 100,000 Population - County

 CAR90907 - Dental Hygienists Per 100,000


Type	Numeric (Double)
CAR90907	Dental Hygienists per 100,000 Population - County

 CAR90908 - Dental Assistants Per 100,000


Type	Numeric (Double)
CAR90908	Dental Assistants per 100,000 Population - County

 CAR90909 - Registered Nurses Per 100,000

Type	Numeric (Double)
CAR90909	Registered Nurses per 100,000 Population - County

 CAR90910 - Licensed Practical Nurses Per 100,000


Type	Numeric (Double)
CAR90910	Licenses Practical Nurses per 100,000 Population - County

 CAR90911 - Physicians Assistants Per 100,000

Type	Numeric (Double)
CAR90911	Physicians Assistants per 100,000 Population - County

 CAR90912 - Health Aides Per 100,000

Type	Numeric (Double)
CAR90912	Health Aides, Except Nursing, per 100,000 Population - County

 CAR90913 - Health Diagnostic Pract Per 100,000

Type	Numeric (Double)
CAR90913	Health Diagnostic Practitioners per 100,000 Population - County

 CAR90914 - Physical Therapists Per 100,000

Type	Numeric (Double)
------	------------------

CAR90914	Physical Therapists per 100,000 Population - County
----------	---

 CAR90915 - Pharmacists Per 100,000

Type	Numeric (Double)
CAR90915	Pharmacists per 100,000 Population - County

 CAR95916 - HPSA Code-PC (1=Whole, 2=Part County)

Type	Code
Measurement Unit	numeric
CAR95916	HPSA (Health Professions Shortage Area) Code - Primary Care - County
0	none of the county designated as shortage area
1	the whole county designated as shortage area
2	one or more parts of the county designated as shortage area

 CAR93916 - HPSA Code-PC (1=Whole, 2=Part County)

Type	Code
Measurement Unit	numeric
CAR93916	HPSA (Health Professions Shortage Area) Code - Primary Care - County
0	none of the county designated as shortage area
1	the whole county designated as shortage area
2	one or more parts of the county designated as shortage area


 CAR91916 - HPSA Code-PC (1=Whole, 2=Part County)


Type	Code
Measurement Unit	numeric
CAR91916	HPSA (Health Professions Shortage Area) Code - Primary Care - County
0	none of the county designated as shortage area
1	the whole county designated as shortage area
2	one or more parts of the county designated as shortage area


 CAR89917 - HMSA Code-PC (1=Whole, 2=Part County)


Type	Code
Measurement Unit	numeric


CAR89917	HMSA (Health Manpower Shortage Area) Code - Primary Care - County	
0	none of the county designated as shortage area	
1	the whole county designated as shortage area	
2	one or more parts of the county designated as shortage area	


 CAR92918 - Hospitals Per 100,000	
Type	Numeric (Double)
CAR92918	Hospitals per 100,000 Population - County


 CAR90918 - Hospitals Per 100,000	
Type	Numeric (Double)
CAR90918	Hospitals per 100,000 Population - County


 CAR92919 - Short Term Gen Hospitals Per 100,000	
Type	Numeric (Double)
CAR92919	Short Term General Hospitals per 100,000 Population - County

 CAR90919 - Short Term Gen Hospitals Per 100,000	
Type	Numeric (Double)
CAR90919	Short Term General Hospitals per 100,000 Population - County

 CAR92920 - Hospital Beds Per 100,000	
Type	Numeric (Double)
CAR92920	Hospital (All Hospitals) Beds per 100,000 Population - County

 CAR90920 - Hospital Beds Per 100,000	
Type	Numeric (Double)
CAR90920	Hospital (All Hospitals) Beds per 100,000 Population - County

 CAR92921 - ST Gen Hospital Beds Per 100,000	
Type	Numeric (Double)
CAR92921	Short Term General Hospital Beds per 100,000 Population - County

 CAR90921 - ST Gen Hospital Beds Per 100,000	
Type	Numeric (Double)
CAR90921	Short Term General Hospital Beds per 100,000 Population - County

 CAR92922 - # Hosp W/Alc/Drug Abuse OP Per 100,000

Type	Numeric (Double)
CAR92922	Short Term General Hospitals Offering Alcohol/Drug Abuse Outpatient Service per 100,000 Population - County

 CAR92923 - # Hosp W/AIDS/ARC OP Per 100,000

Type	Numeric (Double)
CAR92923	Short Term General Hospitals Offering AIDS/ARC Outpatient Program per 100,000 Population - County

 CAR92924 - # Hosp W/AIDS/ARC Unit Per 100,000

Type	Numeric (Double)
CAR92924	Short Term General Hospitals with AIDS/ARC Unit per 100,000 Population - County

 CAR92925 - # H W/Comm Hlth Promtn Per 100,000

Type	Numeric (Double)
CAR92925	Short Term General Hospitals Offering Community Health Promotion Program per 100,000 Population - County

 CAR92926 - # Hosp W/Fertl Counsel Per 100,000

Type	Numeric (Double)
CAR92926	Short Term General Hospitals Offering Fertility Counseling per 100,000 Population - County

 CAR92927 - # Hosp W/Fert Cnsl Per 100,000 W 15-44

Type	Numeric (Double)
CAR92927	Short Term General Hospitals Offering Fertility Counseling per 100,000 Women Aged 15-44 - County

 CAR92928 - # Hosp W/Repr Serv Per 100,000

Type	Numeric (Double)
CAR92928	Short Term General Hospitals Offering Reproductive Services per 100,000 Population - County

 CAR92929 - # Hosp W/Repr Serv Per 100,000 W 15-44

Type	Numeric (Double)
CAR92929	Short Term General Hospitals Offering Reproductive Services per 100,000 Population Women Aged 15-44 - County

 CAR92930 - # Hosp W/Sterilization Per 100,000

Type	Numeric (Double)
CAR92930	Short Term General Hospitals Offering Sterilization Service per 100,000 Population - County

 CAR92931 - # Hosp W/Steril Per 100,000 15-44

Type	Numeric (Double)
CAR92931	Short Term General Hospitals Offering Sterilization Service per 100,000 Population Adults Aged 15-44 - County

 CAR92932 - # Hosp W/Fitness Center Per 100,000

Type	Numeric (Double)
CAR92932	Short Term General Hospitals with Fitness Center per 100,000 Population - County

 CAR92933 - # Hosp W/Women Hlth Ctr Per 100,000

Type	Numeric (Double)
CAR92933	Short Term General Hospitals with Women's Health Center/Service per 100,000 Population - County

 CAR92934 - # Hosp W/Wom Hlth Ctr Per 100,000 W 15+

Type	Numeric (Double)
CAR92934	Short Term General Hospitals with Women's Health Center/Service per 100,000 Women Aged 15 and Older - County

 CAR92935 - # Hosp W/Recr Therapy Per 100,000

Type	Numeric (Double)
CAR92935	Short Term General Hospitals Offering Recreational Therapy per 100,000 Population - County

 CAR92936 - # Hosp W/Cert Trauma Cntr Per 100,000

Type	Numeric (Double)
CAR92936	Short Term General Hospitals with Certified Trauma Center per 100,000 Population - County

 CAR92937 - # Hosp W/Emergency Dept Per 100,000

Type	Numeric (Double)
CAR92937	Short Term General Hospitals with Emergency Department per 100,000 Population - County

 CAR92938 - # Hosp W/Emerg Soc Wrk Serv Per 100,000

Type	Numeric (Double)
CAR92938	Short Term General Hospitals Offering Emergency Department Social Work Service per 100,000 Population - County

 CAR92939 - # Hosp W/Outpat Soc Wrk Serv Per 100,000

Type	Numeric (Double)
CAR92939	Short Term General Hospitals Offering Outpatient Social Work Service per 100,000 Population - County

 CAR92940 - # Hosp W/Patient Education Per 100,000


Type	Numeric (Double)
CAR92940	Short Term General Hospitals Offering Patient Education per 100,000 Population - County

 CAR92941 - # Hosp W/Home Health Serv Per 100,000


Type	Numeric (Double)
CAR92941	Short Term General Hospitals Offering Home Health Services per 100,000 Population - County

 CAR92942 - # Hosp W/Physical Therapy Per 100,000

Type	Numeric (Double)
CAR92942	Short Term General Hospitals Offering Physical Therapy per 100,000 Population - County

 CAR92943 - # Hosp W/Psych Ch/Adol Serv Per 100,000

Type	Numeric (Double)
CAR92943	Short Term General Hospitals Offering Psychiatric Child/Adolescent Service per 100,000 Population - County

 CAR92944 - # Hosp W/Psych Outpat Serv Per 100,000

Type	Numeric (Double)
CAR92944	Short Term General Hospitals Offering Psychiatric Outpatient Service per 100,000 Population - County

 CAR92945 - # Hosp W/Psych Ed Serv Per 100,000

Type	Numeric (Double)
CAR92945	Short Term General Hospitals Offering Psychiatric Education Service per 100,000 Population - County

 CAR93946 - Number of HMOs Per 100,000

Type	Numeric (Double)
CAR93946	Number of HMOs per 100,000 Population - County

 CAR90946 - Number of HMOs Per 100,000

Type	Numeric (Double)
CAR90946	Number of HMOs per 100,000 Population - County

 CAR93947 - Ratio of HMO Membership to Population

Type	Numeric (Double)
CAR93947	Proportion of Population Who Are HMO Members - County

 CAR90947 - Ratio of HMO Membership to Population

Type	Numeric (Double)
CAR90947	Proportion of Population Who Are HMO Members - County

 CAR92948 - Inpt Days in ST Gen Hosp Per Capita

Type	Numeric (Double)
CAR92948	Inpatient Days in Short Term General Hospitals Per Capita - County

 CAR90948 - Inpt Days in ST Gen Hosp Per Capita

Type	Numeric (Double)
CAR90948	Inpatient Days in Short Term General Hospitals Per Capita - County

 CAR92949 - ST Gen Hosp Admissions Per Capita

Type	Numeric (Double)
CAR92949	Short Term General Hospital Admissions Per Capita - County

 CAR90949 - ST Gen Hosp Admissions Per Capita

Type	Numeric (Double)
CAR90949	Short Term General Hospital Admissions Per Capita - County

 CAR92950 - ST Gen Hosp Occ Rate Per 100 Beds

Type	Numeric (Double)
CAR92950	Short Term General Hospital Occupancy Rate per 100 Beds - County

 CAR90950 - ST Gen Hosp Occ Rate Per 100 Beds

Type	Numeric (Double)
CAR90950	Short Term General Hospital Occupancy Rate per 100 Beds - County

 CAR92951 - Outpt Visits - ST Gen Hosp Per Capita


Type	Numeric (Double)
CAR92951	Outpatient Visits in Short Term General Hospitals per Capita - County

 CAR90951 - Outpt Visits - ST Gen Hosp Per Capita


Type	Numeric (Double)
CAR90951	Outpatient Visits in Short Term General Hospitals per Capita - County

 CAR90952 - Medica ST Gen H Inpt Days Per Indiv<Pov

Type	Numeric (Double)
CAR90952	Medicaid Inpatient Days in Short Term General Hospitals per Population Below Poverty Level - County

 CAR92953 - Medica ST Gen Hosp Occ Rate Per 100 Beds

Type	Numeric (Double)
CAR92953	Medicaid Short Term General Hospital Occupancy Rate per 100 Beds - County

 CAR90953 - Medica ST Gen Hosp Occ Rate Per 100 Beds

Type	Numeric (Double)
CAR90953	Medicaid Short Term General Hospital Occupancy Rate per 100 Beds - County

 CAR92954 - Medicaid Inpatient Days Per Inpt Days

Type	Numeric (Double)
CAR92954	Medicaid Inpatient Days as a Proportion of All Inpatient Days in Short Term General Hospitals - County

 CAR90954 - Medicaid Inpatient Days Per Inpt Days

Type	Numeric (Double)
CAR90954	Medicaid Inpatient Days as a Proportion of All Inpatient Days in Short Term General Hospitals - County

 CAG92955 - Hospital Abortion Provider (1=yes/0=no)

Type	Code
Measurement Unit	numeric
CAG92955	Presence/Absence of Hospital Abortion Provider - County

0	no
1	yes

 CAG92956 - Clinic Abortion Provider (1=yes/0=no)


Type	Code
Measurement Unit	numeric
CAG92956	Presence/Absence of Clinic Abortion Provider - County
0	no
1	yes

 CAG92957 - Physician Abortion Provider (1=yes/0=no)

Type	Code
Measurement Unit	numeric
CAG92957	Presence/Absence of Other Physician Abortion Provider - County
0	no
1	yes

 CAG92958 - Any Abortion Provider (1=yes/0=no)

Type	Code
Measurement Unit	numeric
CAG92958	Presence/Absence of Any Type of Abortion Provider - County
0	no
1	yes

 CAG92959 - Facility - 400+ Abortions (1=yes/0=no)

Type	Code
CAG92959	Presence/Absence of Facility Providing 400 or More Abortions - County
0	no
1	yes

 CAG94960 - Family Planning Providers Per 10,000

Type	Numeric (Double)
CAG94960	Family Planning Service Providers per 10,000 Population - County

 CAG94961 - Family Plan Providers Per 10,000 W 15-44

Type	Numeric (Double)
CAG94961	Family Planning Service Providers per 10,000 Women Aged 15-44 - County

 CAG94962 - Fam Plan Prov Per W Need Fam Plan Svcs

Type	Numeric (Double)
CAG94962	Family Planning Service Providers per 10,000 Women in Need of Family Planning Services - County

 CAG94963 - Fam Plan Clients 15-19 Per Women 15-19

Type	Numeric (Double)
CAG94963	Family Planning Clients Aged 15-19 per Women Aged 15-19 - County

 CAG94964 - Fam Plan Clients 20-44 Per Women 20-44

Type	Numeric (Double)
CAG94964	Family Planning Clients Aged 20-44 per Women Aged 20-44 - County

 CAG94965 - Fam Plan Clients 15-44 Per Women 15-44

Type	Numeric (Double)
CAG94965	Family Planning Clients Aged 15-44 per Women Aged 15-44 - County

 CAG94966 - Fam Plan Clients Per W Need Svcs, 15-19

Type	Numeric (Double)
CAG94966	Family Planning Clients Aged 15-19 per Women Aged 15-19 in Need of Family Planning Services - County

 CAG94967 - Fam Plan Clients Per W Need Svcs, 20-44


Type	Numeric (Double)
CAG94967	Family Planning Clients Aged 20-44 per Women Aged 20-44 in Need of Family Planning Services - County

 CAG94968 - Fam Plan Clients Per W Need Svcs, 15-44

Type	Numeric (Double)
CAG94968	Family Planning Clients Aged 15-44 per Women Aged 15-44 in Need of Family Planning Services - County

 CAG94969 - Prop Family Planning Clients < 20

Type	Numeric (Double)
CAG94969	Proportion Family Planning Clients Under Age 20 - County

 CAG94970 - Women 15-44 Per Family Planning Provider

Type	Numeric (Double)
CAG94970	Women Aged 15-44 per Family Planning Service Provider - County

 CAG94971 - W Needing Svcs 15-44 Per Fam Plan Prov


Type	Numeric (Double)
CAG94971	Women in Need of Family Planning Services Aged 15-44 per Family Planning Service Provider - County

 CAG94972 - Family Planning Clients Per Provider

Type	Numeric (Double)
CAG94972	Family Planning Clients per Service Provider - County

 CAG94973 - Family Planning Clients<20 Per Provider


Type	Numeric (Double)
CAG94973	Family Planning Clients Under Age 20 per Service Provider - County

 SCD95974 - Chlamydia Per 100,000 Total

Type	Numeric (Double)
SCD95974	Chlamydia Cases per 100,000 Population - State

 SCD93974 - Chlamydia Per 100,000 Total


Type	Numeric (Double)
SCD93974	Chlamydia Cases per 100,000 Population - State

 SCD91974 - Chlamydia Per 100,000 Total

Type	Numeric (Double)
SCD91974	Chlamydia Cases per 100,000 Population - State

 SCD95975 - Chlamydia Per 100,000 Males

Type	Numeric (Double)
SCD95975	Chlamydia Cases per 100,000 Male Population - State

 SCD93975 - Chlamydia Per 100,000 Males

Type	Numeric (Double)
SCD93975	Chlamydia Cases per 100,000 Male Population - State

 SCD91975 - Chlamydia Per 100,000 Males

Type	Numeric (Double)
SCD91975	Chlamydia Cases per 100,000 Male Population - State

 SCD95976 - Chlamydia Per 100,000 Females


Type	Numeric (Double)
SCD95976	Chlamydia Cases per 100,000 Female Population - State

 SCD93976 - Chlamydia Per 100,000 Females


Type	Numeric (Double)
SCD93976	Chlamydia Cases per 100,000 Female Population - State

 SCD91976 - Chlamydia Per 100,000 Females


Type	Numeric (Double)
SCD91976	Chlamydia Cases per 100,000 Female Population - State

 SCD95977 - Gonorrhea Per 100,000 Total


Type	Numeric (Double)
SCD95977	Gonorrhea Cases per 100,000 Population - State

 SCD93977 - Gonorrhea Per 100,000 Total

Type	Numeric (Double)
SCD93977	Gonorrhea Cases per 100,000 Population - State

 SCD91977 - Gonorrhea Per 100,000 Total


Type	Numeric (Double)
SCD91977	Gonorrhea Cases per 100,000 Population - State

 SCD95978 - Gonorrhea Per 100,000 Males

Type	Numeric (Double)
SCD95978	Gonorrhea Cases per 100,000 Male Population - State

 SCD93978 - Gonorrhea Per 100,000 Males

Type	Numeric (Double)
SCD93978	Gonorrhea Cases per 100,000 Male Population - State

 SCD91978 - Gonorrhea Per 100,000 Males

Type	Numeric (Double)
SCD91978	Gonorrhea Cases per 100,000 Male Population - State

 SCD95979 - Gonorrhea Per 100,000 Females

Type	Numeric (Double)
SCD95979	Gonorrhea Cases per 100,000 Female Population - State

 SCD93979 - Gonorrhea Per 100,000 Females

Type	Numeric (Double)
SCD93979	Gonorrhea Cases per 100,000 Female Population - State

 SCD91979 - Gonorrhea Per 100,000 Females

Type	Numeric (Double)
SCD91979	Gonorrhea Cases per 100,000 Female Population - State

 SCD95980 - Syphilis Per 100,000 Population

Type	Numeric (Double)
SCD95980	Syphilis Cases (Primary and Secondary Stages) per 100,000 Population - State

 SCD93980 - Syphilis Per 100,000 Population

Type	Numeric (Double)
SCD93980	Syphilis Cases (Primary and Secondary Stages) per 100,000 Population - State

 SCD91980 - Syphilis Per 100,000 Population

Type	Numeric (Double)
SCD91980	Syphilis Cases (Primary and Secondary Stages) per 100,000 Population - State

 CCD95981 - Syphilis Per 100,000 Population

Type	Numeric (Double)
CCD95981	Syphilis Cases (Primary and Secondary Stages) per 100,000 Population - County

 CCD93981 - Syphilis Per 100,000 Population

Type	Numeric (Double)
CCD93981	Syphilis Cases (Primary and Secondary Stages) per 100,000 Population - County

 CCD90981 - Syphilis Per 100,000 Population

Type	Numeric (Double)
CCD90981	Syphilis Cases (Primary and Secondary Stages) per 100,000 Population - County

 CUC93982 - Total Serious Crimes Per 100,000

Type	Numeric (Double)
CUC93982	Total Crime Rate per 100,000 Population in Reporting Area - County

 CUC93983 - Violent Crimes Per 100,000

Type	Numeric (Double)
CUC93983	Violent Crimes per 100,000 Population in Reporting Area - County

 CUC93984 - Robberies Per 100,000

Type	Numeric (Double)
CUC93984	Robberies per 100,000 Population in Reporting Area - County

 CUC93985 - Aggravated Assaults Per 100,000

Type	Numeric (Double)
CUC93985	Aggravated Assaults per 100,000 Population in Reporting Area - County

 CUC93986 - Property Crimes Per 100,000

Type	Numeric (Double)
CUC93986	Property Crimes per 100,000 Population in Reporting Area - County

 CUC93987 - Burglaries Per 100,000

Type	Numeric (Double)
CUC93987	Burglaries per 100,000 Population in Reporting Area - County

 CUC93988 - Larceny-Thefts Per 100,000

Type	Numeric (Double)
CUC93988	Larceny-Thefts per 100,000 Population in Reporting Area - County

 CUC93989 - Motor Vehicle Thefts Per 100,000


Type	Numeric (Double)
CUC93989	Motor Vehicle Thefts per 100,000 Population in Reporting Area - County

 CUC93990 - Juv Tot Ser Crime Arrests Per 100,000

Type	Numeric (Double)
CUC93990	Total Juvenile Arrests per 100,000 Population in Reporting Area - County

 CUC93991 - Juv Violent Crime Arrests Per 100,000

Type	Numeric (Double)
CUC93991	Juvenile Violent Crime Arrests per 100,000 Population in Reporting Area - County

 CUC93992 - Juv Robbery Arrests Per 100,000

Type	Numeric (Double)
CUC93992	Juvenile Robbery Arrests per 100,000 Population in Reporting Area - County

 CUC93993 - Juv Aggr Assault Arrests Per 100,000


Type	Numeric (Double)
CUC93993	Juvenile Aggravated Assault Arrests per 100,000 Population in Reporting Area - County

 CUC93994 - Juv Property Crime Arrests Per 100,000

Type	Numeric (Double)
CUC93994	Juvenile Property Crime Arrests per 100,000 Population in Reporting Area - County

 CUC93995 - Juv Burglary Arrests Per 100,000

Type	Numeric (Double)
CUC93995	Juvenile Burglary Arrests per 100,000 Population in Reporting Area - County

 CUC93996 - Juv Larceny-Theft Arrests Per 100,000

Type	Numeric (Double)
CUC93996	Juvenile Larceny-Theft Arrests per 100,000 Population in Reporting Area - County

 CUC93997 - Juv Motor Veh Theft Arrests Per 100,000

Type	Numeric (Double)
CUC93997	Juvenile Motor Vehicle Theft Arrests per 100,000 Population in Reporting Area - County

 CUC93998 - Adult Tot Ser Crime Arrests Per 100,000

Type	Numeric (Double)
CUC93998	Total Adult Arrests per 100,000 Population in Reporting Area - County


 CUC93999 - Adult Violent Crime Arrests Per 100,000

Type	Numeric (Double)
------	------------------


CUC93999	Adult Violent Crime Arrests per 100,000 Population in Reporting Area - County
----------	---

 CUC93A01 - Adult Robbery Arrests Per 100,000

Type	Numeric (Double)
CUC93A01	Adult Robbery Arrests per 100,000 Population in Reporting Area - County

 CUC93A02 - Adult Aggr Assault Arrests Per 100,000

Type	Numeric (Double)
CUC93A02	Adult Aggravated Assault Arrests per 100,000 Population in Reporting Area - County

 CUC93A03 - Adult Property Crime Arrests Per 100,000


Type	Numeric (Double)
CUC93A03	Adult Property Crime Arrests per 100,000 Population in Reporting Area - County

 CUC93A04 - Adult Burglary Arrests Per 100,000

Type	Numeric (Double)
CUC93A04	Adult Burglary Arrests per 100,000 Population in Reporting Area - County

 CUC93A05 - Adult Larceny-Theft Arrests Per 100,000

Type	Numeric (Double)
CUC93A05	Adult Larceny-Theft Arrests per 100,000 Population in Reporting Area - County

 CUC93A06 - Adult Mot Veh Theft Arrests Per 100,000

Type	Numeric (Double)
CUC93A06	Adult Motor Vehicle Theft Arrests per 100,000 Population in Reporting Area - County

 CCM90A07 - Proportion of Pop: Adherents

Type	Numeric (Double)
CCM90A07	Church Adherents Per Capita - County

 CCM90A08 - Proportion of Pop: Jewish


Type	Numeric (Double)
CCM90A08	Jewish Adherents Per Capita - County

 CCM90A09 - Proportion of Pop: Catholic

Type	Numeric (Double)
CCM90A09	Catholic Adherents Per Capita - County

 CCM90A10 - Proportion of Pop: Black Baptist

Type	Numeric (Double)
CCM90A10	Black Baptist Adherents Per Capita - County

 CCM90A11 - Proportion of Pop: Other Conservative

Type	Numeric (Double)
CCM90A11	"Other" Conservative Denomination Adherents Per Capita - County

 CCM90A12 - Proportion of Pop: Other Moderate

Type	Numeric (Double)
CCM90A12	Other" Moderate Denomination Adherents Per Capita - County

 CCM90A13 - Proportion of Pop: Other Liberal

Type	Numeric (Double)
CCM90A13	"Other" Liberal Denomination Adherents Per Capita - County

 CCM90A14 - Dispersion in Religious Composition

Type	Numeric (Double)
CCM90A14	Dispersion in Religious Composition (Jewish, Catholic, Black Baptist, "Other" Conservative, "Other" Moderate, "Other" Liberal) - County

 CCM90A15 - Proportion of Pop: Conservative

Type	Numeric (Double)
CCM90A15	Conservative Denomination Adherents Per Capita - County

 CCM90A16 - Proportion of Pop: Moderate


Type	Numeric (Double)
CCM90A16	Moderate Denomination Adherents Per Capita - County

 CCM90A17 - Proportion of Pop: Liberal

Type	Numeric (Double)
CCM90A17	Liberal Denomination Adherents Per Capita - County

 CCM90A18 - Proportion of Adherents: Jewish

Type	Numeric (Double)
CCM90A18	Proportion Adherents Jewish - County

 CCM90A19 - Proportion of Adherents: Catholic

Type	Numeric (Double)
CCM90A19	Proportion Adherents Catholic - County

 CCM90A20 - Proportion of Adherents: Baptist

Type	Numeric (Double)
CCM90A20	Proportion Adherents Black Baptist - County

 CCM90A21 - Proportion of Adherents: Other Conserv


Type	Numeric (Double)
CCM90A21	Proportion Adherents "Other" Conservative - County

 CCM90A22 - Proportion of Adherents: Other Moderate

Type	Numeric (Double)
CCM90A22	Proportion Adherents "Other" Moderate - County

 CCM90A23 - Proportion of Adherents: Other Liberal

Type	Numeric (Double)
CCM90A23	Proportion Adherents "Other" Liberal - County

 CCM90A24 - Proportion of Adherents: Conservative

Type	Numeric (Double)
CCM90A24	Proportion Adherents in Conservative Denominations - County

 CCM90A25 - Proportion of Adherents: Moderate


Type	Numeric (Double)
CCM90A25	Proportion Adherents in Moderate Denominations - County

 CCM90A26 - Proportion of Adherents: Liberal

Type	Numeric (Double)
CCM90A26	Proportion Adherents in Liberal Denominations - County

 CCU92A27 - Prop Voting Democratic, 1992

Type	Numeric (Double)
CCU92A27	Proportion Voting Democratic in 1992 Presidential Election - County

 CCU92A28 - Prop Voting Republican, 1992

Type	Numeric (Double)
CCU92A28	Proportion Voting Republican in 1992 Presidential Election - County

 CCU92A29 - Prop Voting for Perot, 1992

Type	Numeric (Double)
CCU92A29	Proportion Voting for Perot in 1992 Presidential Election - County

 SHC95A30 - Medicaid Payment Per Recipient

Type	Numeric (Double)
SHC95A30	Medicaid Payment per Recipient - State

 SHC95A31 - Prop Adult Medicaid Pop Receiving AFDC

Type	Numeric (Double)
SHC95A31	Proportion Adult Medicaid Population Receiving AFDC - State

 SHC95A32 - Medicaid Payment Per Blind or Disabled

Type	Numeric (Double)
SHC95A32	Average Medicaid Payment to Blind and Disabled Persons - State

 SHC95A33 - Medicaid Payment Per Persons Aged 65+

Type	Numeric (Double)
SHC95A33	Average Medicaid Payment to Persons Aged 65 and Over - State

 SHC95A34 - Medicaid Payment Per Person Under 21

Type	Numeric (Double)
SHC95A34	Average Medicaid Payment to Children Under 21 - State

 SHC95A35 - Medicaid Payment Per Adult AFDC Recip

Type	Numeric (Double)
SHC95A35	Average Medicaid Payment to Adult AFDC Recipient - State

 SGB95A36 - AFDC Payment Per Recipient


Type	Numeric (Double)
SGB95A36	AFDC Monthly Payment per Recipient - State

 SGB93A36 - AFDC Payment Per Recipient


Type	Numeric (Double)
SGB93A36	AFDC Monthly Payment per Recipient - State

 SGB91A36 - AFDC Payment Per Recipient


Type	Numeric (Double)
SGB91A36	AFDC Monthly Payment per Recipient - State

 SGB95A37 - AFDC Payment Per Family


Type	Numeric (Double)
SGB95A37	AFDC Monthly Payment per Family - State

 SGB93A37 - AFDC Payment Per Family


Type	Numeric (Double)
SGB93A37	AFDC Monthly Payment per Family - State

 SGB91A37 - AFDC Payment Per Family


Type	Numeric (Double)
SGB91A37	AFDC Monthly Payment per Family - State

 SGB95A38 - Maximum State AFDC Payment (3 Pers Fam)

Type	Numeric (Double)
SGB95A38	Maximum State AFDC Monthly Payment (for Standard Family Size of 3) - State

 SGB93A38 - Maximum State AFDC Payment (3 Pers Fam)


Type	Numeric (Double)
SGB93A38	Maximum State AFDC Monthly Payment (for Standard Family Size of 3) - State

 SGB90A38 - Maximum State AFDC Payment (3 Pers Fam)

Type	Numeric (Double)
SGB90A38	Maximum State AFDC Monthly Payment (for Standard Family Size of 3) - State

 SGB96A39 - Income Cutoff for End of AFDC Ben

Type	Numeric (Double)
SGB96A39	Income Cutoff for No Longer Receiving AFDC Benefits - State

 SGB94A39 - Income Cutoff for End of AFDC Ben

Type	Numeric (Double)
SGB94A39	Income Cutoff for No Longer Receiving AFDC Benefits - State

 SGB90A39 - Income Cutoff for End of AFDC Ben

Type	Numeric (Double)
SGB90A39	Income Cutoff for No Longer Receiving AFDC Benefits - State

 SDL95A40 - Insured Unemployment Rate

Type	Numeric (Double)
SDL95A40	Insured Unemployment Rate - State

 SDL93A40 - Insured Unemployment Rate

Type	Numeric (Double)
SDL93A40	Insured Unemployment Rate - State

 SDL90A40 - Insured Unemployment Rate

Type	Numeric (Double)
SDL90A40	Insured Unemployment Rate - State

 SGB95A41 - Average Weekly Unemployment Benefits

Type	Numeric (Double)
SGB95A41	Average Weekly Unemployment Benefits - State

 SGB93A41 - Average Weekly Unemployment Benefits

Type	Numeric (Double)
SGB93A41	Average Weekly Unemployment Benefits - State

 SGB91A41 - Average Weekly Unemployment Benefits

Type	Numeric (Double)
SGB91A41	Average Weekly Unemployment Benefits - State

 SSG93A42 - Prop State Gov Dir Exp - Education

Type	Numeric (Double)
SSG93A42	Proportion of State Government Direct General Expenditures for Education - State

 SSG93A43 - Prop State Gov Dir Exp - Public Welfare

Type	Numeric (Double)
SSG93A43	Proportion of State Government Direct General Expenditures for Public Welfare - State

 SSG93A44 - Prop State Gov Dir Exp - Health & Hosp

Type	Numeric (Double)
SSG93A44	Proportion of State Government Direct General Expenditures for Health and Hospitals - State

 SSG93A45 - Prop State Gov Dir Exp - Police Protect

Type	Numeric (Double)
SSG93A45	Proportion of State Government Direct General Expenditures for Police Protection - State

 SSG93A46 - Prop State Gov Dir Exp - Envir & Housing

Type	Numeric (Double)
SSG93A46	Proportion of State Government Direct General Expenditures for Environment and Housing - State

 SSG93A47 - Prop State Gov Dir Exp - Other Type

Type	Numeric (Double)
SSG93A47	Proportion of State Government Direct General Expenditures, Other Type - State

 SSG93A48 - Per Cap State Gov Dir Exp - Education

Type	Numeric (Double)
SSG93A48	Per Capita State Government Direct General Expenditures on Education - State

 SSG93A49 - Per Cap St Gov Dir Exp - Public Welfare

Type	Numeric (Double)
SSG93A49	Per Capita State Government Direct General Expenditures on Public Welfare - State

 SSG93A50 - Per Cap St Gov Dir Exp - Health & Hosp

Type	Numeric (Double)
SSG93A50	Per Capita State Government Direct General Expenditures on Health and Hospitals - State

 SSG93A51 - Per Cap St Gov Dir Exp - Police Protect

Type	Numeric (Double)
SSG93A51	Per Capita State Government Direct General Expenditures on Police Protection - State

 SSG93A52 - Per Cap St Gov Dir Exp - Envir & Housing

Type	Numeric (Double)
SSG93A52	Per Capita State Government Direct General Expenditures on Environment and Housing - State

 SSG93A53 - Per Cap State Gov Dir Exp - Other Type

Type	Numeric (Double)
SSG93A53	Per Capita State Government Direct General Expenditures, Other Type - State

 CCU87A54 - Prop Loc Gov Dir Exp - Education

Type	Numeric (Double)
CCU87A54	Proportion of Local Government Direct General Expenditures for Education - County

 CCU87A55 - Prop Loc Gov Dir Exp - Health & Hosp

Type	Numeric (Double)
CCU87A55	Proportion of Local Government Direct General Expenditures for Health and Hospitals - County

 CCU87A56 - Prop Loc Gov Dir Exp - Public Welfare

Type	Numeric (Double)
CCU87A56	Proportion of Local Government Direct General Expenditures for Public Welfare - County

 CCU87A57 - Prop Loc Gov Dir Exp - Police Protect

Type	Numeric (Double)
CCU87A57	Proportion of Local Government Direct General Expenditures for Police Protection - County

 CCU87A58 - Prop Loc Gov Dir Exp - Other Type

Type	Numeric (Double)
CCU87A58	Proportion of Local Government Direct General Expenditures, Other Type - County

 CCU87A59 - Per Cap Loc Gov Dir Exp - Education

Type	Numeric (Double)
CCU87A59	Per Capita Local Government Direct General Expenditures on Education - County

 CCU87A60 - Per Cap Loc Gov Dir Exp - Health & Hosp

Type	Numeric (Double)
CCU87A60	Per Capita Local Government Direct General Expenditures on Health and Hospitals - County

 CCU87A61 - Per Cap Loc Gov Dir Exp - Public Welfare

Type	Numeric (Double)
CCU87A61	Per Capita Local Government Direct General Expenditures on Public Welfare - County

 CCU87A62 - Per Cap Loc Gov Dir Exp - Police Protect

Type	Numeric (Double)
CCU87A62	Per Capita Local Government Direct General Expenditures on Police Protection - County

 CCU87A63 - Per Cap Loc Gov Dir Exp - Other Type

Type	Numeric (Double)
CCU87A63	Per Capita Local Government Direct General Expenditures, Other Type - County

 SNA95A64 - Laws Protect Against Clinic Violence

Type	Code
Measurement Unit	numeric
SNA95A64	State Laws Protect Medical Personnel and Women Seeking Health Care Against Blockages and Violence - State
0	no
1	yes

 SNA95A65 - Informed Consent/Waiting Period

Type	Code
Measurement Unit	numeric
SNA95A65	Informed Consent Law, such as Requirement that Women Receive Lectures and State-Prepared Materials on Fetal Development, Prenatal Care and Adoption, and Mandatory Waiting Period after such Information is Received - State
1	no informed consent law in place
2	informed consent law in place, no mandatory waiting period

3	informed consent law in place, mandatory waiting period not enforced
4	informed consent law in place, mandatory waiting period enforced

SNA95A66 - Minors' Access to Abortions

Type	Code
Measurement Unit	numeric
SNA95A66	Law to Prevent Abortions by Minors Without Parental Consent or Notice - State
1	no parental consent law
2	parental consent laws in place, not enforced
3	parental consent required and enforced

SNA95A67 - Public Funding of Abortion

Type	Code
Measurement Unit	numeric
SNA95A67	Public Funding of Abortion - State
1	public funding only in cases of life endangerment
2	public funding only in cases of life endangerment, rape, or incest
3	public funding only in cases of life endangerment, rape, incest, and under-limited health circumstances
4	public funding in all or most circumstances

SCT93A68 - % Adults 18+ Smoking

Type	Numeric (Double)
SCT93A68	Percent of Population 18 and Older Smoking - State

SCT93A69 - % Persons 18+ Using Smokeless Tobacco

Type	Numeric (Double)
SCT93A69	Percent of Population 18 and Older Using Smokeless Tobacco - State

SGT93A70 - % Pop in Grades 9-12 Smoking Freq

Type	Numeric (Double)
SGT93A70	Percent of Population in Grades 9-12 Smoking Frequently - State

 SCT90A71 - Death Rate Due to Smoking Per 100,000

Type	Numeric (Double)
SCT90A71	Death Rate Due to Smoking per 100,000 Population - State

 SCT95A72 - State Tax Per Cigarette Pack

Type	Numeric (Double)
SCT95A72	Excise Tax on Cigarettes per Cigarette Pack (in Cents) - State

 SGT94A73 - Vending Machine Restrictions: None

Type	Code
Measurement Unit	numeric
SGT94A73	No State Restrictions for Vending Machines - State
0	no
1	yes

 SGT94A74 - Vend Machine Restrict: Youth Locations

Type	Code
Measurement Unit	numeric
SGT94A74	Vending Machines are Banned from Locations Accessible to Youth; Only Allowed in Businesses Holding Liquor Licenses - State
0	no
1	yes

 SGT94A75 - Vend Machine Restrict: Licence Needed

Type	Code
Measurement Unit	numeric
SGT94A75	Limited Placement of Vending Machines, Requiring that Licensee Ensure Minors Do Not Have Access - State
0	no
1	yes

 SGT94A76 - Vend Machine Restrict: Signs Required

Type	Code
Measurement Unit	numeric
SGT94A76	Vending Machines Locking Device, Signs Required - State
0	no

1	yes
---	-----



Type	Code
Measurement Unit	numeric
SGT94A77	Enforcement Authority - State
0	no
1	yes



Type	Code
Measurement Unit	numeric
SGT94A78	No Marketing Restrictions for Tobacco - State
0	no
1	yes



Type	Code
Measurement Unit	numeric
SGT94A79	Tobacco Marketing Prohibited on Billboards Within 500 Feet of Schools and/or Churches, Advertising for Smokeless Must Contain Warning, No Advertising on Lottery Tickets or Video Games - State
0	no
1	yes




Type	Code
Measurement Unit	numeric
SGT94A80	Tobacco Marketing Restricted: Free Samples are Prohibited Through Mail; Free Samples Restricted; Prohibition on Free Samples; Prohibition on Free Samples to Those Under 18; No Free Samples Within 500 Feet of Schools or Other Facilities Used by Those Under 18: or Prohibition on Single Sales - State
0	no
1	yes



Type	Code
Measurement Unit	numeric
SGT94A81	Restrictions for Tobacco Marketing on Public Transportation or State Property - State
0	no
1	yes

 SGT96A82 - State Tob Enforcement Prog: None

Type	Code
Measurement Unit	numeric
SGT96A82	No Tobacco Law Enforcement Programs - State
0	no
1	yes

 SGT96A83 - State Tob Enforc Prog: Dissem Info

Type	Code
Measurement Unit	numeric
SGT96A83	Program for Dissemination of Information - State
0	no
1	yes

 SGT96A84 - State Tob Enforc Prog: Stings/Inspect

Type	Code
Measurement Unit	numeric
SGT96A84	Program for Enforcement in Response to Complaints, Sting/Inspections for Enforcement, or Warnings - State
0	no
1	yes

 SGT96A85 - State Tob Enforc Prog: Citations/Fines


Type	Code
Measurement Unit	numeric
SGT96A85	Program for Enforcing Citations or Fines - State
0	no
1	yes

 SGT96A86 - State Tob Enforc Prog: Adm/Civ/CrimArr


Type	Code
Measurement Unit	numeric
SGT96A86	Program for Administrative Cases, Civil Suits Brought, or Criminal Arrests - State
0	no
1	yes

 SGT96A87 - State Tob Enforc Prog: Ed Meas Complianc


Type	Code
Measurement Unit	numeric
SGT96A87	Program to Conduct Education Measurement for Compliance - State
0	no
1	yes

 SGT94A88 - Local Tob Enforc Prog: Can Enforce

Type	Code
Measurement Unit	numeric
SGT94A88	Localities Can Enforce Youth Access, Respond to Complaints - State
0	no
1	yes

 SGT94A89 - Local Tob Enforc Prog: Active Enforce

Type	Code
Measurement Unit	numeric
SGT94A89	Localities Actively Enforce Youth Access - State
0	no
1	yes

 SGT94A90 - Local Tob Enforc Prog: W/ Permission

Type	Code
Measurement Unit	numeric
SGT94A90	Localities Can Only Enforce When Delegated or with Permission - State
0	no
1	yes

 SGT94A91 - Local Tob Enforc Prog: Preempted

Type	Code
Measurement Unit	numeric
SGT94A91	Localities Are Preempted from Enforcement by State Law - State
0	no
1	yes

 SGT94A92 - Local Tob Enforc Prog: Enforce, No Law

Type	Code
Measurement Unit	numeric
SGT94A92	Localities Can Enforce, but May Not Pass Stricter Laws - State
0	no
1	yes

 SGT94A93 - Vend Machine Restrict Enforcement

Type	Code
Measurement Unit	numeric
SGT94A93	Enforcement of Vending Machine Restrictions - State
1	n/a (no vending machine restrictions)
2	active enforcement
3	no active enforcement

 SGT94A94 - FTE on TC Per 100,000 Pop

Type	Numeric (Double)
SGT94A94	Full Time Equivalent (FTE) Staff on Tobacco Control per 1,000,000 Population - State

 SGT94A95 - FTE on TC (No NP) Per 100,000 Pop

Type	Numeric (Double)
SGT94A95	Full Time Equivalent (FTE) Staff on Tobacco Control per 1,000,000 Population, Excluding Non-Profit Organization - State

 SGT94A96 - Percent FTE on Youth Access

Type	Numeric (Double)
SGT94A96	Percent of Staff Time on Youth Access - State

 SGT94A97 - Percent FTE on Youth Access (Exc NP)

Type	Numeric (Double)
SGT94A97	Percent of Staff Time on Youth Access, Excluding Non-Profit Organizations - State

 SGT94A98 - State TC Funds (No NP) Per 100,000 Pop

Type	Numeric (Double)
SGT94A98	State Funds (Excluding Non-Profit Organizations) for Tobacco Control per 100,000 Population - State

 SGT94A99 - State TC Funds (No NP) Per 100,000 Youth

Type	Numeric (Double)
SGT94A99	State Funds (Excluding Non-Profit Organizations) for Tobacco Control per 100,000 Youth Aged 17 and Younger - State

 SGT94B01 - Total TC Funds Per 100,000 Pop

Type	Numeric (Double)
SGT94B01	Total Funds for Tobacco Control per 100,000 Population - State

 SGT94B02 - Total TC Funds Per 100,000 Youth

Type	Numeric (Double)
SGT94B02	Total Funds for Tobacco Control per 100,000 Youth Aged 17 and Younger - State


 SSH94B03 - Offer Hlth Ed: Required

Type	Code
Measurement Unit	numeric
SSH94B03	Health Education Required - State
0	no
1	yes

 SSH94B04 - Offer Hlth Ed: Separate Course

Type	Code
Measurement Unit	numeric
SSH94B04	Health Education Required as Separate Course Devoted Almost Entirely to Health Topics - State
0	no

1	yes
---	-----

 SSH94B05 - HE Req: Alcohol & Drug Use Prevention

Type	Code
Measurement Unit	numeric
SSH94B05	Schools are Required to Offer "Alcohol and Drug Use Prevention" - State
0	no
1	yes

 SSH94B06 - HE Req: Community Health

Type	Code
Measurement Unit	numeric
SSH94B06	Schools are Required to Offer "Community Health" - State
0	no
1	yes

 SSH94B07 - HE Req: Conflict Res/Violence Prev

Type	Code
Measurement Unit	numeric
SSH94B07	Schools are Required to Offer "Conflict Resolution/ Violence Prevention" - State
0	no
1	yes

 SSH94B08 - HE Req: Consumer Health

Type	Code
Measurement Unit	numeric
SSH94B08	Schools are Required to Offer "Consumer Health" - State
0	no
1	yes


 SSH94B09 - HE Req: C.P.R

Type	Code
Measurement Unit	numeric
SSH94B09	Schools are Required to Offer "C.P.R." - State
0	no

1	yes
---	-----

 SSH94B10 - HE Req: Death & Dying

Type	Code
Measurement Unit	numeric
SSH94B10	Schools are Required to Offer "Death and Dying" - State
0	no
1	yes

 SSH94B11 - HE Req: Dental & Oral Health

Type	Code
Measurement Unit	numeric
SSH94B11	Schools are Required to Offer "Dental and Oral Health" - State
0	no
1	yes

 SSH94B12 - HE Req: Dietary Behaviors & Nutrition

Type	Code
Measurement Unit	numeric
SSH94B12	Schools are Required to Offer "Dietary Behaviors and Nutrition" - State
0	no
1	yes


 SSH94B13 - HE Req: Disease Prevention & Control

Type	Code
Measurement Unit	numeric
SSH94B13	Schools are Required to Offer "Disease Prevention and Control" - State
0	no
1	yes

 SSH94B14 - HE Req: Emotional & Mental Health

Type	Code
Measurement Unit	numeric
SSH94B14	Schools are Required to Offer "Emotional and Mental Health" - State
0	no

1	yes
---	-----

 SSH94B15 - HE Req: Environmental Health

Type	Code
Measurement Unit	numeric
SSH94B15	Schools are Required to Offer "Environmental Health" - State
0	no
1	yes

 SSH94B16 - HE Req: First Aid

Type	Code
Measurement Unit	numeric
SSH94B16	Schools are Required to Offer "First Aid" - State
0	no
1	yes

 SSH94B17 - HE Req: Growth & Development

Type	Code
Measurement Unit	numeric
SSH94B17	Schools are Required to Offer "Growth and Development" - State
0	no
1	yes

 SSH94B18 - HE Req: HIV Prevention

Type	Code
Measurement Unit	numeric
SSH94B18	Schools are Required to Offer "HIV Prevention" - State
0	no
1	yes


 SSH94B19 - HE Req: Human Sexuality

Type	Code
Measurement Unit	numeric
SSH94B19	Schools are Required to Offer "Human Sexuality" - State
0	no

1	yes
---	-----

 SSH94B20 - HE Req: Injury Prevention & Safety

Type	Code
Measurement Unit	numeric
SSH94B20	Schools are Required to Offer "Injury Prevention and Safety" - State
0	no
1	yes

 SSH94B21 - HE Req: Personal Health

Type	Code
Measurement Unit	numeric
SSH94B21	Schools are Required to Offer "Personal Health" - State
0	no
1	yes

 SSH94B22 - HE Req: Physical Activity & Fitness

Type	Code
Measurement Unit	numeric
SSH94B22	Schools are Required to Offer "Physical Activity and Fitness" - State
0	no
1	yes

 SSH94B23 - HE Req: Pregnancy Prevention

Type	Code
Measurement Unit	numeric
SSH94B23	Schools are Required to Offer "Pregnancy Prevention" - State
0	no
1	yes

 SSH94B24 - HE Req: STD Disease Prevention

Type	Code
Measurement Unit	numeric
SSH94B24	Schools are Required to Offer "Sexually Transmitted Disease Prevention" - State
0	no

1	yes
---	-----

 SSH94B25 - HE Req: Suicide Prevention

Type	Code
Measurement Unit	numeric
SSH94B25	Schools are Required to Offer "Suicide Prevention" - State
0	no
1	yes

 SSH94B26 - HE Req: Tobacco Use Prevention

Type	Code
Measurement Unit	numeric
SSH94B26	Schools are Required to Offer "Tobacco Use Prevention" - State
0	no
1	yes

 SSH94B27 - State Funds School-Based Clinics

Type	Code
Measurement Unit	numeric
SSH94B27	State Funds School-Based Health Clinics - State
0	no
1	yes

 SSH94B28 - State Funds Both Sch-B Or Sch-L Clinics

Type	Code
Measurement Unit	numeric
SSH94B28	State Funds School-Based or School-Linked Health Clinics - State
0	no
1	yes


 SSH94B29 - HS Req: Health Nurse Services

Type	Code
Measurement Unit	numeric
SSH94B29	State Requires Schools to Offer School Health Nurse Services - State
0	no

1	yes
---	-----

 SSH94B30 - Students Cant Attend W/O Proper Immun

Type	Code
Measurement Unit	numeric
SSH94B30	State's School Attendance Policy Does Not Allow Students to Attend School Until They Get Necessary Immunizations - State
0	no
1	yes

 SSH94B31 - State Requires Sexual Abuse Prev

Type	Code
Measurement Unit	numeric
SSH94B31	State has Requirement Intended to Increase the Likelihood that Cases of Physical and Sexual Abuse will be Detected and Reported - State
0	no
1	yes

 SSH94B32 - In-Service Training Offered

Type	Code
Measurement Unit	numeric
SSH94B32	State Offers In-Service Training to School Health Service Staff - State
0	no
1	yes

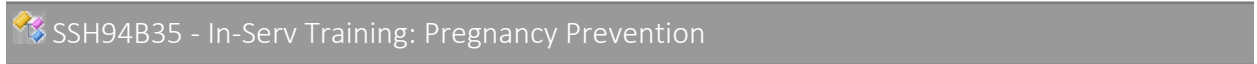
 SSH94B33 - In-Serv Training: Alc/Drug Prevention

Type	Code
Measurement Unit	numeric
SSH94B33	State Offers In-Service Training on Alcohol and Other Drug Use Prevention to School Health Service Staff - State
0	no
1	yes

 SSH94B34 - In-Serv Training: HIV Prevention

Type	Code
Measurement Unit	numeric

SSH94B34	State Offers In-Service Training on HIV Prevention to School Health Service Staff - State
0	no
1	yes



Type	Code
Measurement Unit	numeric
SSH94B35	State Offers In-Service Training on Pregnancy Prevention/Family Planning to School Health Service Staff - State
0	no
1	yes



Type	Code
Measurement Unit	numeric
SSH94B36	State Offers In-Service Training on Suicide Prevention to School Health Service Staff - State
0	no
1	yes



Type	Code
Measurement Unit	numeric
SSH94B37	State Offers In-Service Training on Tobacco Use Prevention to School Health Service Staff - State
0	no
1	yes



Type	Code
Measurement Unit	numeric
SSH94B38	State Offers In-Service Training on Violence Prevention to School Health Service Staff - State
0	no
1	yes

 SSH94B39 - Tob Plcy: Any Rec in Place

Type	Code
Measurement Unit	numeric
SSH94B39	Any State Recommendations Concerning Tobacco Use Policies - State
0	no
1	yes

 SSH94B40 - Tob Plcy: Rules Against Student Use

Type	Code
Measurement Unit	numeric
SSH94B40	State Recommends that Schools or School Districts Include Rules Against Tobacco Use by Students in Their Tobacco Use Policies - State
0	no
1	yes

 SSH94B41 - Tob Plcy: Rules Against Staff Use

Type	Code
Measurement Unit	numeric
SSH94B41	State Recommends that Schools or School Districts Include Rules Against Tobacco Use by School Staff in Their Tobacco Use Policies - State
0	no
1	yes

 SSH94B42 - Tob Plcy: Proced For Comm Policy

Type	Code
Measurement Unit	numeric
SSH94B42	State Recommends that Schools or School Districts Include Procedures for Communicating Tobacco Use Policy to Students, School Staff, and Parents/Guardians - State
0	no
1	yes

 SSH94B43 - Alc/Dr Plcy: Any Rec in Place

Type	Code
Measurement Unit	numeric
SSH94B43	Any State Recommendations Concerning Alcohol and Drug Use Policies - State

0	no
1	yes

 SSH94B44 - Alc/Dr Plcy: Rules Against Student Use

Type	Code
Measurement Unit	numeric
SSH94B44	State Recommends that Schools or School Districts Include Rules Against Alcohol and Drug Use by Students in Their Alcohol and Drug Use Policies - State

0	no
1	yes

 SSH94B45 - Alc/Dr Plcy: Rules Against Staff Use

Type	Code
Measurement Unit	numeric
SSH94B45	State Recommends that Schools or School Districts Include Rules Against Alcohol and Drug Use by School Staff in Their Alcohol and Drug Use Policies - State

0	no
1	yes

 SSH94B46 - Alc/Dr Plcy: Proced for Comm Policy

Type	Code
Measurement Unit	numeric
SSH94B46	State Recommends that Schools or School Districts Include Procedures for Communicating Alcohol and Drug Use Policy to Students, School Staff, and Parents/Guardians - State

0	no
1	yes

 SSH94B47 - Fight Plcy: Any Rec in Place

Type	Code
Measurement Unit	numeric
SSH94B47	Any State Recommendations Concerning Policies on Students' Physical Fighting - State

0	no
---	----

1	yes
---	-----

 SSH94B48 - Fight Plcy: Rules for Student Fighting

Type	Code
Measurement Unit	numeric
SSH94B48	State Recommends that Schools or School Districts Include Rules Against Fighting by Students in Their Policies on Students' Physical Fighting - State
0	no
1	yes

 SSH94B49 - Fight Plcy: Proced for Comm Policy

Type	Code
Measurement Unit	numeric
SSH94B49	State Recommends that Schools or School Districts Include Procedures for Communicating Policies on Students' Physical Fighting to Students, School Staff, and Parents/Guardians - State
0	no
1	yes

 SSH94B50 - Weapons Plcy: Any Rec in Place

Type	Code
Measurement Unit	numeric
SSH94B50	Any State Recommendations Concerning Weapons Policy - State
0	no
1	yes

 SSH94B51 - Weapons Plcy: Rules Against Student Use

Type	Code
Measurement Unit	numeric
SSH94B51	State Recommends that Schools or School Districts Include Rules Against Weapon Possession and Use by Students in Their Weapons Policy - State
0	no
1	yes


 SSH94B52 - Weapons Plcy: Rules Against Staff Use

Type	Code
------	------

Measurement Unit	numeric
SSH94B52	State Recommends that Schools or School Districts Include Rules Against Weapon Possession and Use by School Staff Their Weapons Policy - State
0	no
1	yes

 SSH94B53 - Weapons Plcy: Proced For Comm Policy

Type	Code
Measurement Unit	numeric
SSH94B53	State Recommends that Schools or School Districts Include Procedures for Communicating Weapons Policy to Students, School Staff, and Parents/Guardians - State
0	no
1	yes

 SSH94B54 - HP Req; Sexual Harassment Policy

Type	Code
Measurement Unit	numeric
SSH94B54	State Requires that School Districts or Schools have a Policy to Protect Students from Sexual Harassment - State
0	no
1	yes