

 Wave II In-Home Interview

Title	Wave II In-Home Interview
File Name	wave2.sas7bdat
Case Quantity	14738
Variable Count	2,539

 IMONTH2 - MONTH OF INTERVIEW-W2

Type	Code
Measurement Unit	numeric
IMONTH2	Month Interview Completed

			Frequency	% of total	% of valid
Valid	4	April	1642	11.14%	11.14%
	5	May	5595	37.96%	37.96%
	6	June	4887	33.16%	33.16%
	7	July	1816	12.32%	12.32%
	8	August	789	5.35%	5.35%
	9	September	9	0.06%	0.06%
Total			14,738	100%	100%

Valid	Invalid	Minimum	Maximum
14738	0	4	9

 IDAY2 - DAY OF INTERVIEW-W2

Type	Numeric (Double)
IDAY2	Day interview completed

Valid	Invalid	Minimum	Maximum	Mean	StdDev
14738	0	1	31	15.862667...	9.1313577...

 IYEAR2 - YEAR OF INTERVIEW-W2

Type	Code
Measurement Unit	numeric
IYEAR2	Year Interview Completed

			Frequency	% of total	% of valid
Valid	96	1996	14738	100%	100%
	Total		14,738	100%	100%

Valid	Invalid	Minimum	Maximum
14738	0	96	96

SCID2 - SCHOOL ID-W2

Type	Text
Constraints	Maximum Length: 3
SCID2	Preloaded Variable - School which the Respondent Attended During the 1994-1995 School Year

			Frequency	% of total	% of valid
Missing	999	not applicable	1	0.01%	
		Total	1	0.01%	

Valid	Invalid	Minimum	Maximum
14737	1	1	371

SSCID2 - SISTER SCHOOL ID-W2

Type	Text
Constraints	Maximum Length: 3
SSCID2	Preloaded School in Two-School Communities

			Frequency	% of total	% of valid
Missing	999	not applicable	1	0.01%	
		Total	1	0.01%	

Valid	Invalid	Minimum	Maximum
14737	1	1	371

COMMID2 - COMMUNITY ID-W2

Type	Text
Constraints	Maximum Length: 3
COMMID2	Community Identifier Number

Valid	Invalid	Minimum	Maximum
14738	0	401	496

MACNO2 - INTERVIEWER MACHINE NUMBER-W2

Type	Numeric (Double)
------	------------------

MACNO2	Machine Number on which the Adolescent Interview was Recorded
--------	---

Valid	Invalid	Minimum	Maximum	Mean	StdDev
14738	0	100001	100446	100220.77...	129.20905...

INTID2 - INTERVIEWER ID NUMBER-W2

Type	Text
Constraints	Maximum Length: 6
INTID2	Interviewer Identification Number

Valid	Invalid	Minimum	Maximum
14738	0	267	99452

SCH_YR2 - 95-96 SCHOOL YEAR IN SESSION-W2

Type	Code
Measurement Unit	numeric
SCH_YR2	Interviewer: Is the (1995-1996) school year currently in session for this Respondent's school?

			Frequency	% of total	% of valid
Valid	0	no	5889	39.96%	39.96%
	1	yes	8849	60.04%	60.04%
Total			14,738	100%	100%

Valid	Invalid	Minimum	Maximum
14738	0	0	1

BIO_SEX2 - BIOLOGICAL SEX-W2

Type	Code
Measurement Unit	numeric
BIO_SEX2	Interviewer, please confirm that Respondent's sex is (male) female. (Ask if necessary.)

			Frequency	% of total	% of valid
Valid	1	Respondent is male	7182	48.73%	48.73%
	2	Respondent is female	7556	51.27%	51.27%
Total			14,738	100%	100%

Valid	Invalid	Minimum	Maximum
14738	0	1	2

SEXFLG2 - INCORRECT BIO_SEX USED FOR SKIPS-W2

Type	Code
Measurement Unit	numeric
SEXFLG2	Incorrect Biological Sex For Skips

			Frequency	% of total	% of valid
Valid	1	biological sex value used for skips was incorrect	7	0.05%	100%
		Total	7	0.05%	100%
Missing	.	biological sex value used for skips was correct	14731	99.95%	
		Total	14,731	99.95%	

Valid	Invalid	Minimum	Maximum
7	14731	1	1

VERSION2 - QUESTIONNAIRE VERSION-W2

Type	Code
Measurement Unit	text
VERSION2	Version Number of the Instrument Administered

			Frequency	% of total	% of valid
Valid	1	version 1	999	6.78%	6.78%
	2	version 2	12026	81.6%	81.6%
	3	version 3	1712	11.62%	11.62%
		Total	14,738	100%	100%

Valid	Invalid	Minimum	Maximum
14738	0	1	3

CALCAGE2 - CALCULATED AGE-W2

Type	Code
Measurement Unit	numeric
CALCAGE2	Calculated Age

	Frequency
--	-----------

Missing	11	11 years old	5
	12	12 years old	18
	13	13 years old	675
	14	14 years old	1911
	15	15 years old	2360
	16	16 years old	3046
	17	17 years old	3226
	18	18 years old	2423
	19	19 years old	886
	20	20 years old	163
	21	21 years old	23
	22	22 years old	1
	23	23 years old	1

Valid	Invalid
0	14738

AGEFLG2 - INCORRECT CALCULATED AGE

Type	Code
Measurement Unit	numeric
AGEFLG2	Incorrect Calculated Age

			Frequency	% of total	% of valid
Valid	1	calculated age incorrect	45	0.31%	100%
		Total	45	0.31%	100%
Missing	.	calculated age correct	14693	99.69%	
		Total	14,693	99.69%	

Valid	Invalid	Minimum	Maximum
45	14693	1	1

CORE1_2 - CORE WGT. WITHOUT POST STRATIFICATION-W2

Type	Numeric (Double)
CORE1_2	Core Sample Weight Without Post-Stratification Adjustment

			Frequency	% of total	% of valid
Missing	.		5596	37.97%	
		Total	5,596	37.97%	

Valid	Invalid	Minimum	Maximum	Mean	StdDev
9142	5596	92.1437	6204.1127	1362.7459...	703.77407...

 CORE2_2 - CORE WGT. WITH POST STRATIFICATION-W2

Type	Numeric (Double)
CORE2_2	Core Sample Weight With Post-Stratification Adjustment

		Frequency	% of total	% of valid
Missing	.	5596	37.97%	
	Total	5,596	37.97%	

Valid	Invalid	Minimum	Maximum	Mean	StdDev
9142	5596	150.9241	11209.621	2075.7781...	1072.3027...

 HIEDBLK2 - HIGH EDUCATION BLACK SAMPLE WGT-W2

Type	Numeric (Double)
HIEDBLK2	High Education Black Sample Weight

		Frequency	% of total	% of valid
Missing	.	14130	95.87%	
	Total	14,130	95.87%	

Valid	Invalid	Minimum	Maximum	Mean	StdDev
608	14130	204.6166	6710.5397	868.13489...	762.74106...

 CUBAN2 - CUBAN SAMPLE WEIGHT-W2

Type	Numeric (Double)
CUBAN2	Cuban Sample Weight

		Frequency	% of total	% of valid
Missing	.	14455	98.08%	
	Total	14,455	98.08%	

Valid	Invalid	Minimum	Maximum	Mean	StdDev
283	14455	136.1793	1598.9894	230.12629...	301.20410...

 PRICAN2 - PUERTO RICAN SAMPLE WEIGHT-W2

Type	Numeric (Double)
PRICAN2	Puerto Rican Sample Weight

		Frequency	% of total	% of valid
Missing	.	14434	97.94%	

		Total	14,434	97.94%	
--	--	-------	--------	--------	--

Valid	Invalid	Minimum	Maximum	Mean	StdDev
304	14434	169.5583	4848.7851	551.57362...	543.81170...

CHINESE2 - CHINESE SAMPLE WEIGHT-W2

Type	Numeric (Double)
CHINESE2	Chinese Sample Weight

		Frequency	% of total	% of valid
Missing	.	14524	98.55%	
	Total	14,524	98.55%	

Valid	Invalid	Minimum	Maximum	Mean	StdDev
214	14524	97.4276	1290.8667	278.24687...	150.34320...

SMP01_2 - CORE SAMPLE FLAG

Type	Code
Measurement Unit	numeric
SMP01_2	Core Sample Flag

			Frequency	% of total	% of valid
Valid	0	not selected	5460	37.05%	37.05%
	1	selected	9278	62.95%	62.95%
		Total	14,738	100%	100%

Valid	Invalid	Minimum	Maximum
14738	0	0	1

SMP02_2 - DISABLED SAMPLE FLAG

Type	Code
Measurement Unit	numeric
SMP02_2	Disabled Sample Flag

			Frequency	% of total	% of valid
Valid	0	not selected	14114	95.77%	95.77%
	1	selected	624	4.23%	4.23%
		Total	14,738	100%	100%

Valid	Invalid	Minimum	Maximum
14738	0	0	1

 SMP03_2 - HIGH EDUCATION BLACK SAMPLE FLAG

Type	Code
Measurement Unit	numeric
SMP03_2	High Education Black Sample Flag

			Frequency	% of total	% of valid
Valid	0	not selected	13527	91.78%	91.78%
	1	selected	1211	8.22%	8.22%
Total			14,738	100%	100%

Valid	Invalid	Minimum	Maximum
14738	0	0	1

 SMP04_2 - CUBAN SAMPLE FLAG

Type	Code
Measurement Unit	numeric
SMP04_2	Cuban Sample Flag

			Frequency	% of total	% of valid
Valid	0	not selected	14374	97.53%	97.53%
	1	selected	364	2.47%	2.47%
Total			14,738	100%	100%

Valid	Invalid	Minimum	Maximum
14738	0	0	1

 SMP05_2 - PUERTO RICAN SAMPLE FLAG

Type	Code
Measurement Unit	numeric
SMP05_2	Puerto Rican Sample Flag

			Frequency	% of total	% of valid
Valid	0	not selected	14256	96.73%	96.73%
	1	selected	482	3.27%	3.27%
Total			14,738	100%	100%

Valid	Invalid	Minimum	Maximum
14738	0	0	1

 SMP06_2 - CHINESE SAMPLE FLAG

Type	Code
Measurement Unit	numeric
SMP06_2	Chinese Sample Flag

			Frequency	% of total	% of valid
Valid	0	not selected	14432	97.92%	97.92%
	1	selected	306	2.08%	2.08%
Total			14,738	100%	100%

Valid	Invalid	Minimum	Maximum
14738	0	0	1

 SMP07_2 - TWIN SAMPLE FLAG

Type	Code
Measurement Unit	numeric
SMP07_2	Twin Sample Flag

			Frequency	% of total	% of valid
Valid	0	not selected	13409	90.98%	90.98%
	1	selected	1329	9.02%	9.02%
Total			14,738	100%	100%

Valid	Invalid	Minimum	Maximum
14738	0	0	1

 SMP08_2 - FULL SIBLING SAMPLE FLAG

Type	Code
Measurement Unit	numeric
SMP08_2	Full Sibling Sample Flag

			Frequency	% of total	% of valid
Valid	0	not selected	12754	86.54%	86.54%
	1	selected	1984	13.46%	13.46%
Total			14,738	100%	100%

Valid	Invalid	Minimum	Maximum
14738	0	0	1



Type	Code
Measurement Unit	numeric
SMP09_2	Half Sibling Sample Flag

			Frequency	% of total	% of valid
Valid	0	not selected	14113	95.76%	95.76%
	1	selected	625	4.24%	4.24%
Total			14,738	100%	100%

Valid	Invalid	Minimum	Maximum
14738	0	0	1



Type	Code
Measurement Unit	numeric
SMP10_2	Non-Related Adolescent Sample Flag

			Frequency	% of total	% of valid
Valid	0	not selected	13779	93.49%	93.49%
	1	selected	959	6.51%	6.51%
Total			14,738	100%	100%

Valid	Invalid	Minimum	Maximum
14738	0	0	1



Type	Code
Measurement Unit	numeric
SMP11_2	PAIR School Sample Flag

			Frequency	% of total	% of valid
Valid	0	not selected	12965	87.97%	87.97%
	1	selected	1773	12.03%	12.03%
Total			14,738	100%	100%

Valid	Invalid	Minimum	Maximum
14738	0	0	1



Type	Code
Measurement Unit	numeric
Description	Birth dates were recoded to ensure that the number of respondents in each category was 10 or more. Therefore, birth dates were collapsed into the following categories: 3/74 = 4/74 and earlier, 7/74 = 5/74-8/74, 11/74 = 9/74-12/74, 2/75 = 1/75-2/75, 4/75 = 3/75-4/75, 6/75 = 5/75-6/75, 6/83 = 5/83-7/83, 10/83 = 8/83 and later. Birth dates between 7/75-4/83 required no adjustment.
H2GI1M	1M. What is your birth date?

			Frequency	% of total	% of valid
Valid	1	January	1174	7.97%	7.97%
	2	February	1121	7.61%	7.61%
	3	March	1178	7.99%	7.99%
	4	April	1208	8.2%	8.2%
	5	May	1183	8.03%	8.03%
	6	June	1266	8.59%	8.59%
	7	July	1325	8.99%	8.99%
	8	August	1266	8.59%	8.59%
	9	September	1275	8.65%	8.65%
	10	October	1290	8.75%	8.75%
	11	November	1214	8.24%	8.24%
	12	December	1237	8.39%	8.39%
		Total	14,737	99.99%	100%
Missing	98	refused	1	0.01%	
		Total	1	0.01%	

Valid	Invalid	Minimum	Maximum
14737	1	1	12



Type	Code
Measurement Unit	numeric
Description	Birth dates were recoded to ensure that the number of respondents in each category was 10 or more. Therefore, birth dates were collapsed into the following categories: 3/74 = 4/74 and earlier, 7/74 = 5/74-8/74, 11/74 = 9/74-12/74, 2/75 = 1/75-2/75, 4/75 = 3/75-4/75, 6/75 = 5/75-6/75, 6/83 = 5/83-7/83, 10/83 = 8/83 and later. Birth dates between 7/75-4/83 required no adjustment.

H2GI1Y	1Y. What is your birth date?
--------	------------------------------

			Frequency	% of total	% of valid
Valid	74	1974 and earlier	9	0.06%	0.06%
	75	1975	66	0.45%	0.45%
	76	1976	446	3.03%	3.03%
	77	1977	1690	11.47%	11.47%
	78	1978	3237	21.96%	21.97%
	79	1979	3180	21.58%	21.58%
	80	1980	2633	17.87%	17.87%
	81	1981	2077	14.09%	14.09%
	82	1982	1329	9.02%	9.02%
	83	1983 and later	70	0.47%	0.47%
Total			14,737	99.99%	100%
Missing	98	refused	1	0.01%	
	Total		1	0.01%	

Valid	Invalid	Minimum	Maximum
14737	1	74	83

H2GI2 - S1Q2 LANGUAGE SPOKEN AT HOME-W2

Type	Code
Measurement Unit	numeric
H2GI2	2. What language is usually spoken in your home?

			Frequency	% of total	% of valid
Valid	1	English	13241	89.84%	89.85%
	2	Spanish	1043	7.08%	7.08%
	3	other-please record language	453	3.07%	3.07%
	Total		14,737	99.99%	100%
Missing	8	don't know	1	0.01%	
	Total		1	0.01%	

Valid	Invalid	Minimum	Maximum
14737	1	1	3

H2GI3 - S1Q3 MARRIED SINCE MOLI-W2

Type	Code
Measurement Unit	numeric
H2GI3	3. Since {MOLI}, did you get married?

			Frequency	% of total	% of valid
Valid	0	no	12031	81.63%	99.2%
	1	yes	97	0.66%	0.8%
		Total	12,128	82.29%	100%
Missing	7	legitimate skip	2610	17.71%	
	Total		2,610	17.71%	

Valid	Invalid	Minimum	Maximum
12128	2610	0	1

Type	Code
Measurement Unit	numeric
H2GI4M	4M. In what month [and year] did you get married?

			Frequency	% of total	% of valid
Valid	1	January to March	17	0.12%	17.53%
	2	April to June	29	0.2%	29.9%
	3	July to September	26	0.18%	26.8%
	4	October to December	25	0.17%	25.77%
		Total	97	0.66%	100%
Missing	97	legitimate skip	14641	99.34%	
	Total		14,641	99.34%	

Valid	Invalid	Minimum	Maximum
97	14641	1	4

Type	Code
Measurement Unit	numeric
H2GI4Y	4Y. In what [month and] year did you get married?

			Frequency	% of total	% of valid
Valid	95	1995	57	0.39%	58.76%
	96	1996	40	0.27%	41.24%
		Total	97	0.66%	100%
Missing	997	legitimate skip	14641	99.34%	
	Total		14,641	99.34%	

Valid	Invalid	Minimum	Maximum

97	14641	95	96
----	-------	----	----

Type	Code
Measurement Unit	numeric
H2GI5	5. What is your current marital status?

			Frequency	% of total	% of valid
Valid	1	not married	11996	81.4%	98.99%
	2	married	123	0.83%	1.01%
		Total	12,119	82.23%	100%
Missing	7	legitimate skip	2610	17.71%	
	8	don't know	9	0.06%	
		Total	2,619	17.77%	

Valid	Invalid	Minimum	Maximum
12119	2619	1	2

Type	Code
Measurement Unit	numeric
H2GI6	6. [If SCHOOL YEAR:] Are you presently in school? [If SUMMER:] Were you in school during this past school year?

			Frequency	% of total	% of valid
Valid	0	no	998	6.77%	6.77%
	1	yes	8263	56.07%	56.07%
	2	yes, the entire school year	5127	34.79%	34.79%
	3	yes, part of the school year	349	2.37%	2.37%
		Total	14,737	99.99%	100%
Missing	8	don't know	1	0.01%	
		Total	1	0.01%	

Valid	Invalid	Minimum	Maximum
14737	1	0	3

Type	Code
Measurement Unit	numeric

H2GI7	7. {ARE/WERE} you attending {SAMPLE SCHOOL}?
-------	--

			Frequency	% of total	% of valid
Valid	0	no	3303	22.41%	24.67%
	1	yes	10087	68.44%	75.33%
		Total	13,390	90.85%	100%
Missing	7	legitimate skip	1348	9.15%	
			Total	1,348	9.15%

Valid	Invalid	Minimum	Maximum
13390	1348	0	1

H2GI8 - S1Q8 ATTENDING [SISTER SCHOOL]-W2

Type	Code
Measurement Unit	numeric
H2GI8	8. {ARE/WERE} you attending {SISTER SCHOOL}?

			Frequency	% of total	% of valid
Valid	0	no	1681	11.41%	58.37%
	1	yes	1199	8.14%	41.63%
		Total	2,880	19.54%	100%
Missing	7	legitimate skip	11858	80.46%	
			Total	11,858	80.46%

Valid	Invalid	Minimum	Maximum
2880	11858	0	1

H2GI9 - S1Q9 GRADE-W2

Type	Code
Measurement Unit	numeric
H2GI9	9. [If SCHOOL YEAR:] What grade are you in? [If school doesn't have grade levels of this kind, enter "99."] [If SUMMER:] What grade were you in this past school year?

			Frequency	% of total	% of valid
--	--	--	-----------	------------	------------

Valid	7	seventh grade	152	1.03%	1.14%
	8	eighth grade	2134	14.48%	15.94%
	9	ninth grade	2240	15.2%	16.73%
	10	tenth grade	2653	18%	19.81%
	11	eleventh grade	3003	20.38%	22.43%
	12	twelfth grade	2760	18.73%	20.61%
	13	beyond high school	374	2.54%	2.79%
	14	school doesn't have grades of this kind	73	0.5%	0.55%
		Total	13,389	90.85%	100%
Missing	97	legitimate skip	1348	9.15%	
	98	don't know	1	0.01%	
		Total	1,349	9.15%	

Valid	Invalid	Minimum	Maximum
13389	1349	7	14

H2GI10 - S1Q10 WHY NOT IN SCHOOL-W2

Type	Code
Measurement Unit	numeric
H2GI10	10. [If "no" to Q6:] Why {AREN'T/WEREN'T} you going to school? [If "yes, part of the school year":] Why did you stop going to school during the school year?

			Frequency	% of total	% of valid
Valid	1	suspended	30	0.2%	2.23%
	2	expelled	99	0.67%	7.35%
	3	dropped out	407	2.76%	30.22%
	4	sick/injured	22	0.15%	1.63%
	5	on leave	29	0.2%	2.15%
	6	graduated	461	3.13%	34.22%
	7	If Respondent is female, add: PREGNANT	64	0.43%	4.75%
	8	other [specify in comment box]	235	1.59%	17.45%
		Total	1,347	9.14%	100%
Missing	97	legitimate skip	13391	90.86%	
		Total	13,391	90.86%	

Valid	Invalid	Minimum	Maximum
1347	13391	1	8

H2GI11M - S1Q11M MONTH LAST ATTENDED SCHL-W2

Type	Code
Measurement Unit	numeric
H2GI11M	11M. In what month [and year] did you last attend school?

			Frequency	% of total	% of valid
Valid	1	January	128	0.87%	9.8%
	2	February	100	0.68%	7.66%
	3	March	110	0.75%	8.42%
	4	April	94	0.64%	7.2%
	5	May	273	1.85%	20.9%
	6	June	287	1.95%	21.98%
	7	July	15	0.1%	1.15%
	8	August	26	0.18%	1.99%
	9	September	70	0.47%	5.36%
	10	October	62	0.42%	4.75%
	11	November	62	0.42%	4.75%
	12	December	79	0.54%	6.05%
		Total	1,306	8.86%	100%
Missing	96	refused	2	0.01%	
	97	legitimate skip	13391	90.86%	
	98	don't know	39	0.26%	
		Total	13,432	91.14%	

Valid	Invalid	Minimum	Maximum
1306	13432	1	12

Type	Code
Measurement Unit	numeric
H2GI11Y	11Y. In what [month and] year did you last attend school?

			Frequency	% of total	% of valid
Valid	93	1993	9	0.06%	0.68%
	94	1994	110	0.75%	8.32%
	95	1995	668	4.53%	50.53%
	96	1996	535	3.63%	40.47%
		Total	1,322	8.97%	100%
Missing	996	refused	2	0.01%	
	997	legitimate skip	13391	90.86%	
	998	don't know	23	0.16%	
		Total	13,416	91.03%	

Valid	Invalid	Minimum	Maximum
1322	13416	93	96

Type	Code
Measurement Unit	numeric
H2GI12	12. Do you intend to return to school to complete high school?

			Frequency	% of total	% of valid
Valid	0	no	351	2.38%	40.34%
	1	yes	519	3.52%	59.66%
	Total		870	5.9%	100%
Missing	6	refused	8	0.05%	
	7	legitimate skip	13852	93.99%	
	8	don't know	8	0.05%	
	Total		13,868	94.1%	

Valid	Invalid	Minimum	Maximum
870	13868	0	1

Type	Code
Measurement Unit	numeric
H2GI13M	13M. In what month [and year] do you intend to return to school?

			Frequency	% of total	% of valid
Valid	1	January	16	0.11%	3.46%
	2	February	3	0.02%	0.65%
	3	March	5	0.03%	1.08%
	4	April	5	0.03%	1.08%
	5	May	17	0.12%	3.68%
	6	June	39	0.26%	8.44%
	7	July	22	0.15%	4.76%
	8	August	163	1.11%	35.28%
	9	September	185	1.26%	40.04%
	10	October	2	0.01%	0.43%
	11	November	2	0.01%	0.43%
	12	December	3	0.02%	0.65%
Total		462	3.13%	100%	

Missing	96	refused	1	0.01%	
	97	legitimate skip	14219	96.48%	
	98	don't know	56	0.38%	
		Total	14,276	96.87%	

Valid	Invalid	Minimum	Maximum
462	14276	1	12

Type	Code
Measurement Unit	numeric
H2GI13Y	13Y. In what [month and] year do you intend to return to school?

			Frequency	% of total	% of valid
Valid	1996	1996	423	2.87%	93.58%
	1997	1997	27	0.18%	5.97%
	1998	1998	2	0.01%	0.44%
		Total	452	3.07%	100%
Missing	9996	refused	5	0.03%	
	9997	legitimate skip	14219	96.48%	
	9998	don't know	62	0.42%	
		Total	14,286	96.93%	

Valid	Invalid	Minimum	Maximum
452	14286	1996	1998

Type	Code
Measurement Unit	numeric
H2GI14A	14A. {ARE YOU ENROLLED/WILL YOU ENROLL} in any of these types of programs. If you are enrolled or plan to enroll in more than one program, choose more than one answer. evening classes

			Frequency	% of total	% of valid
Valid	0	not marked	811	5.5%	92.26%
	1	marked	68	0.46%	7.74%
		Total	879	5.96%	100%
Missing	7	legitimate skip	13852	93.99%	
	8	don't know	7	0.05%	
		Total	13,859	94.04%	

Valid	Invalid	Minimum	Maximum
879	13859	0	1

Type	Code
Measurement Unit	numeric
H2GI14B	14B. {ARE YOU ENROLLED/WILL YOU ENROLL} in any of these types of programs. If you are enrolled or plan to enroll in more than one program, choose more than one answer. continuation classes

			Frequency	% of total	% of valid
Valid	0	not marked	800	5.43%	91.01%
	1	marked	79	0.54%	8.99%
	Total		879	5.96%	100%
Missing	7	legitimate skip	13852	93.99%	
	8	don't know	7	0.05%	
	Total		13,859	94.04%	

Valid	Invalid	Minimum	Maximum
879	13859	0	1

Type	Code
Measurement Unit	numeric
H2GI14C	14C. {ARE YOU ENROLLED/WILL YOU ENROLL} in any of these types of programs. If you are enrolled or plan to enroll in more than one program, choose more than one answer. technical training program

			Frequency	% of total	% of valid
Valid	0	not marked	830	5.63%	94.43%
	1	marked	49	0.33%	5.57%
	Total		879	5.96%	100%
Missing	7	legitimate skip	13852	93.99%	
	8	don't know	7	0.05%	
	Total		13,859	94.04%	

Valid	Invalid	Minimum	Maximum
879	13859	0	1

###

Type	Code
Measurement Unit	numeric
H2GI14D	14D. {ARE YOU ENROLLED/WILL YOU ENROLL} in any of these types of programs. If you are enrolled or plan to enroll in more than one program, choose more than one answer. junior college or community college classes

			Frequency	% of total	% of valid
Valid	0	not marked	794	5.39%	90.33%
	1	marked	85	0.58%	9.67%
Total			879	5.96%	100%
Missing	7	legitimate skip	13852	93.99%	
	8	don't know	7	0.05%	
Total			13,859	94.04%	

Valid	Invalid	Minimum	Maximum
879	13859	0	1

Type	Code
Measurement Unit	numeric
H2GI14E	14E. {ARE YOU ENROLLED/WILL YOU ENROLL} in any of these types of programs. If you are enrolled or plan to enroll in more than one program, choose more than one answer. apprentice program

			Frequency	% of total	% of valid
Valid	0	not marked	871	5.91%	99.09%
	1	marked	8	0.05%	0.91%
Total			879	5.96%	100%
Missing	7	legitimate skip	13852	93.99%	
	8	don't know	7	0.05%	
Total			13,859	94.04%	

Valid	Invalid	Minimum	Maximum
879	13859	0	1

Type	Code
Measurement Unit	numeric

H2GI14F	14F. {ARE YOU ENROLLED/WILL YOU ENROLL} in any of these types of programs. If you are enrolled or plan to enroll in more than one program, choose more than one answer. job training program
---------	--

			Frequency	% of total	% of valid
Valid	0	not marked	820	5.56%	93.29%
	1	marked	59	0.4%	6.71%
Total			879	5.96%	100%
Missing	7	legitimate skip	13852	93.99%	
	8	don't know	7	0.05%	
Total			13,859	94.04%	

Valid	Invalid	Minimum	Maximum
879	13859	0	1

H2GI14G - S1Q14 GED CLASSES-W2

Type	Code
Measurement Unit	numeric
H2GI14G	14G. {ARE YOU ENROLLED/WILL YOU ENROLL} in any of these types of programs. If you are enrolled or plan to enroll in more than one program, choose more than one answer. GED classes

			Frequency	% of total	% of valid
Valid	0	not marked	594	4.03%	67.58%
	1	marked	285	1.93%	32.42%
Total			879	5.96%	100%
Missing	7	legitimate skip	13852	93.99%	
	8	don't know	7	0.05%	
Total			13,859	94.04%	

Valid	Invalid	Minimum	Maximum
879	13859	0	1

H2GI14H - S1Q14 NOT ENROLLED-W2

Type	Code
Measurement Unit	numeric
H2GI14H	14H. {ARE YOU ENROLLED/WILL YOU ENROLL} in any of these types of programs. If you are enrolled or plan to enroll in more than one program, choose more than one answer. {NOT ENROLLED/PLANNING TO ENROLL} in a training program

			Frequency	% of total	% of valid
Valid	0	not marked	498	3.38%	56.66%
	1	marked	381	2.59%	43.34%
Total			879	5.96%	100%
Missing	7	legitimate skip	13852	93.99%	
	8	don't know	7	0.05%	
Total			13,859	94.04%	

Valid	Invalid	Minimum	Maximum
879	13859	0	1

Type	Code
Measurement Unit	numeric
H2GI15	15. [IF SCHOOL YEAR:] Did you attend {SAMPLE SCHOOL} during the 1994-1995 school year, in other words, last school year? [IF SUMMER:] Did you attend {SAMPLE SCHOOL} during the 1994-1995 school year, in other words, the school year before this past one?

			Frequency	% of total	% of valid
Valid	0	no	885	6%	6.01%
	1	yes	13849	93.97%	93.99%
Total			14,734	99.97%	100%
Missing	6	refused	1	0.01%	
	8	don't know	3	0.02%	
Total			4	0.03%	

Valid	Invalid	Minimum	Maximum
14734	4	0	1

Type	Code
Measurement Unit	numeric
H2GI16	16. [IF SCHOOL YEAR:] Did you attend {SISTER SCHOOL} during the 1994-1995 school year, in other words, last school year? [IF SUMMER:] Did you attend {SISTER SCHOOL} during the 1994-1995 school year, in other words, the school year before this past one?

			Frequency	% of total	% of valid
Valid	0	no	551	3.74%	75.9%
	1	yes	175	1.19%	24.1%

		Total	726	4.93%	100%
Missing	7	legitimate skip	14010	95.06%	
	8	don't know	2	0.01%	
		Total	14,012	95.07%	

Valid	Invalid	Minimum	Maximum
726	14012	0	1

Type	Code
Measurement Unit	numeric
H2DA1	1. During the past week, how many times did you work around the house, such as cleaning, cooking, doing laundry, yardwork, or caring for a pet?

			Frequency	% of total	% of valid
Valid	0	not at all	482	3.27%	3.27%
	1	1 or 2 times	3724	25.27%	25.27%
	2	3 or 4 times	5032	34.14%	34.15%
	3	5 or more times	5498	37.3%	37.31%
		Total	14,736	99.99%	100%
Missing	8	don't know	2	0.01%	
		Total	2	0.01%	

Valid	Invalid	Minimum	Maximum
14736	2	0	3

Type	Code
Measurement Unit	numeric
H2DA2	2. During the past week, how many times did you do hobbies, such as collecting baseball cards, playing a musical instrument, reading, or doing arts and crafts?

			Frequency	% of total	% of valid
Valid	0	not at all	2778	18.85%	18.85%
	1	1 or 2 times	5246	35.6%	35.6%
	2	3 or 4 times	3449	23.4%	23.41%
	3	5 or more times	3263	22.14%	22.14%
		Total	14,736	99.99%	100%
Missing	8	don't know	2	0.01%	

		Total	2	0.01%	
--	--	-------	---	-------	--

Valid	Invalid	Minimum	Maximum
14736	2	0	3

H2DA3 - S2Q3 WATCH TV/VIDEOS-W2

Type	Code
Measurement Unit	numeric
H2DA3	3. During the past week, how many times did you watch television or videos, or play video games?

			Frequency	% of total	% of valid
Valid	0	not at all	563	3.82%	3.82%
	1	1 or 2 times	3049	20.69%	20.69%
	2	3 or 4 times	3682	24.98%	24.99%
	3	5 or more times	7441	50.49%	50.5%
		Total	14,735	99.98%	100%
Missing	6	refused	1	0.01%	
	8	don't know	2	0.01%	
		Total	3	0.02%	

Valid	Invalid	Minimum	Maximum
14735	3	0	3

H2DA4 - S2Q4 ROLLER-BLADING/CYCLING-W2

Type	Code
Measurement Unit	numeric
H2DA4	4. During the past week, how many times did you go roller-blading, roller-skating, skate-boarding, or bicycling?

			Frequency	% of total	% of valid
Valid	0	not at all	9316	63.21%	63.22%
	1	1 or 2 times	3305	22.43%	22.43%
	2	3 or 4 times	1222	8.29%	8.29%
	3	5 or more times	893	6.06%	6.06%
		Total	14,736	99.99%	100%
Missing	8	don't know	2	0.01%	
		Total	2	0.01%	


Valid	Invalid	Minimum	Maximum
14736	2	0	3

 H2DA5 - S2Q5 PLAY AN ACTIVE SPORT-W2

Type	Code
Measurement Unit	numeric
H2DA5	5. During the past week, how many times did you play an active sport, such as baseball, softball, basketball, soccer, swimming, or football?

			Frequency	% of total	% of valid
Valid	0	not at all	4399	29.85%	29.85%
	1	1 or 2 times	4190	28.43%	28.43%
	2	3 or 4 times	2712	18.4%	18.4%
	3	5 or more times	3435	23.31%	23.31%
		Total	14,736	99.99%	100%
Missing	8	don't know	2	0.01%	
		Total	2	0.01%	

Valid	Invalid	Minimum	Maximum
14736	2	0	3

 H2DA6 - S2Q6 EXERCISE-W2

Type	Code
Measurement Unit	numeric
H2DA6	6. During the past week, how many times did you exercise, such as jogging, walking, karate, jumping rope, gymnastics or dancing?

			Frequency	% of total	% of valid
Valid	0	not at all	2362	16.03%	16.03%
	1	1 or 2 times	4881	33.12%	33.13%
	2	3 or 4 times	3816	25.89%	25.9%
	3	5 or more times	3676	24.94%	24.95%
		Total	14,735	99.98%	100%
Missing	8	don't know	3	0.02%	
		Total	3	0.02%	

Valid	Invalid	Minimum	Maximum
14735	3	0	3

 H2DA7 - S2Q7 HANG OUT WITH FRIENDS-W2

Type	Code
Measurement Unit	numeric

H2DA7	7. During the past week, how many times did you just hang out with friends?
-------	---

			Frequency	% of total	% of valid
Valid	0	not at all	1106	7.5%	7.51%
	1	1 or 2 times	3423	23.23%	23.23%
	2	3 or 4 times	4314	29.27%	29.28%
	3	5 or more times	5892	39.98%	39.99%
		Total	14,735	99.98%	100%
Missing	8	don't know	3	0.02%	
	Total		3	0.02%	

Valid	Invalid	Minimum	Maximum
14735	3	0	3

H2DA8 - S2Q8 HRS/WK WATCH TV-W2

Type	Numeric (Double)
H2DA8	8. How many hours a week do you watch television?

			Frequency	% of total	% of valid
Missing	.	missing	5	0.03%	
	998	don't know	54	0.37%	
		Total	59	0.4%	

Valid	Invalid	Minimum	Maximum	Mean	StdDev
14679	59	0	162	15.014783...	14.917390...

H2DA9 - S2Q9 HRS/WK WATCH VIDEOS-W2

Type	Numeric (Double)
H2DA9	9. How many hours a week do you watch videos?

			Frequency	% of total	% of valid
Missing	98	don't know	33	0.22%	
	Total		33	0.22%	

Valid	Invalid	Minimum	Maximum	Mean	StdDev
14705	33	0	96	4.3300238...	6.5706764...

H2DA10 - S2Q10 HRS/WK PLAY COMPUTER GAMES-W2

Type	Numeric (Double)
H2DA10	10. How many hours a week do you play video or computer games?

			Frequency	% of total	% of valid
Missing	98	don't know	14	0.09%	
		Total	14	0.09%	

Valid	Invalid	Minimum	Maximum	Mean	StdDev
14724	14	0	95	2.5542651...	5.9635723...

H2DA11 - S2Q11 HRS/WK LISTEN TO RADIO-W2

Type	Numeric (Double)
H2DA11	11. How many hours a week do you listen to the radio?

			Frequency	% of total	% of valid
Missing	998	don't know	45	0.31%	
		Total	45	0.31%	

Valid	Invalid	Minimum	Maximum	Mean	StdDev
14693	45	0	168	17.136459...	20.672078...

H2GH1 - S3Q1 GENERAL HEALTH-W2

Type	Code
Measurement Unit	numeric
H2GH1	1. In general, how is your health? Would you say...

			Frequency	% of total	% of valid
Valid	1	excellent	4348	29.5%	29.51%
	2	very good	5753	39.04%	39.05%
	3	good	3668	24.89%	24.89%
	4	fair	903	6.13%	6.13%
	5	poor	62	0.42%	0.42%
		Total	14,734	99.97%	100%
Missing	8	don't know	4	0.03%	
		Total	4	0.03%	

Valid	Invalid	Minimum	Maximum
14734	4	1	5

H2GH2 - S3Q2 LIMITS ATTENDING SCHL-W2

Type	Code
Measurement Unit	numeric

H2GH2	2. Because of a physical, learning, or emotional condition you have had for at least a year, do you have any limitations attending school or in your ability to do regular work?
-------	--

			Frequency	% of total	% of valid
Valid	0	never	13961	94.73%	94.81%
	1	yes	764	5.18%	5.19%
Total			14,725	99.91%	100%
Missing	6	refused	8	0.05%	
	8	don't know	5	0.03%	
Total			13	0.09%	

Valid	Invalid	Minimum	Maximum
14725	13	0	1

H2GH3 - S3Q3 DIFFICULTY DOING HH CHORES-W2

Type	Code
Measurement Unit	numeric
H2GH3	3. Because of a physical, learning, or emotional condition you have had for at least a year, do you have difficulty in doing regular household chores, shopping or errands?

			Frequency	% of total	% of valid
Valid	0	no	14447	98.03%	98.11%
	1	yes	278	1.89%	1.89%
Total			14,725	99.91%	100%
Missing	6	refused	8	0.05%	
	8	don't know	5	0.03%	
Total			13	0.09%	

Valid	Invalid	Minimum	Maximum
14725	13	0	1

H2GH4 - S3Q4 LIMITS DOING STRENUOUS ACTS-W2

Type	Code
Measurement Unit	numeric
H2GH4	4. Because of a physical, learning, or emotional condition you have had for at least a year, do you have limitations in doing strenuous activities such as running, swimming, or other sports?

			Frequency	% of total	% of valid
--	--	--	-----------	------------	------------

Valid	0	no	13789	93.56%	93.64%
	1	yes	937	6.36%	6.36%
		Total	14,726	99.92%	100%
Missing	6	refused	8	0.05%	
	8	don't know	4	0.03%	
		Total	12	0.08%	

Valid	Invalid	Minimum	Maximum
14726	12	0	1

H2GH5 - S3Q5 DIFFICULTY W/ PERSONAL CARE/HYGIENE

Type	Code
Measurement Unit	numeric
H2GH5	5. Because of a physical, learning, or emotional condition you have had for at least a year, do you have difficulty with personal care or hygiene, namely bathing, dressing, eating, or using the toilet?

			Frequency	% of total	% of valid
Valid	0	no	14635	99.3%	99.38%
	1	yes	92	0.62%	0.62%
		Total	14,727	99.93%	100%
Missing	6	refused	8	0.05%	
	8	don't know	3	0.02%	
		Total	11	0.07%	

Valid	Invalid	Minimum	Maximum
14727	11	0	1

H2GH6A - S3Q6 CONDITION PHYSICAL-W2

Type	Code
Measurement Unit	numeric
H2GH6A	6A. Is your condition physical, learning, or emotional in nature (check all that apply): physical

			Frequency	% of total	% of valid
Valid	0	no	460	3.12%	32.26%
	1	yes	966	6.55%	67.74%
		Total	1,426	9.68%	100%

Missing	6	refused	8	0.05%	
	7	legitimate skip	13284	90.13%	
	8	don't know	20	0.14%	
		Total	13,312	90.32%	

Valid	Invalid	Minimum	Maximum
1426	13312	0	1

Type	Code
Measurement Unit	numeric
H2GH6B	6B. Is your condition physical, learning, or emotional in nature (check all that apply): learning

			Frequency	% of total	% of valid
Valid	0	no	1101	7.47%	77.21%
	1	yes	325	2.21%	22.79%
		Total	1,426	9.68%	100%
Missing	6	refused	8	0.05%	
	7	legitimate skip	13284	90.13%	
	8	don't know	20	0.14%	
		Total	13,312	90.32%	

Valid	Invalid	Minimum	Maximum
1426	13312	0	1

Type	Code
Measurement Unit	numeric
H2GH6C	6C. Is your condition physical, learning, or emotional in nature (check all that apply): emotional

			Frequency	% of total	% of valid
Valid	0	no	1138	7.72%	79.8%
	1	yes	288	1.95%	20.2%
		Total	1,426	9.68%	100%
Missing	6	refused	8	0.05%	
	7	legitimate skip	13284	90.13%	
	8	don't know	20	0.14%	
		Total	13,312	90.32%	

Valid	Invalid	Minimum	Maximum
1426	13312	0	1

H2GH7 - S3Q7 DIFFICULTY USING LIMBS-W2

Type	Code
Measurement Unit	numeric
H2GH7	7. Has the difficulty with your hands, arms, legs, or feet because of a physical condition, gotten better, worse, or stayed the same since {MOLI}?

			Frequency	% of total	% of valid
Valid	1	better	230	1.56%	41.59%
	2	worse	38	0.26%	6.87%
	3	stayed the same	285	1.93%	51.54%
		Total	553	3.75%	100%
Missing	6	refused	27	0.18%	
	7	legitimate skip	14117	95.79%	
	8	don't know	41	0.28%	
		Total	14,185	96.25%	

Valid	Invalid	Minimum	Maximum
553	14185	1	3

H2GH8 - S3Q8 FREQ-HEADACHES-W2

Type	Code
Measurement Unit	numeric
H2GH8	8. Please tell me how often you have had each of the following conditions in the past 12 months. How often have you had a headache?

			Frequency	% of total	% of valid
Valid	0	never	1360	9.23%	9.23%
	1	just a few times	9491	64.4%	64.42%
	2	about once a week	2986	20.26%	20.27%
	3	almost every day	766	5.2%	5.2%
	4	every day	129	0.88%	0.88%
		Total	14,732	99.96%	100%
Missing	8	don't know	6	0.04%	
		Total	6	0.04%	

Valid	Invalid	Minimum	Maximum
14732	6	0	4

 H2GH9 - S9Q9 FREQ-FEELING HOT-W2

Type	Code
Measurement Unit	numeric
H2GH9	9. Please tell me how often you have had each of the following conditions in the past 12 months. How often have you felt hot all over suddenly, for no reason?

			Frequency	% of total	% of valid
Valid	0	never	9119	61.87%	61.91%
	1	just a few times	4680	31.75%	31.77%
	2	about once a week	656	4.45%	4.45%
	3	almost every day	209	1.42%	1.42%
	4	every day	66	0.45%	0.45%
		Total	14,730	99.95%	100%
Missing	8	don't know	8	0.05%	
		Total	8	0.05%	

Valid	Invalid	Minimum	Maximum
14730	8	0	4

 H2GH10 - S3Q10 FREQ-STOMACHACHE-W2

Type	Code
Measurement Unit	numeric
H2GH10	10. Please tell me how often you have had each of the following conditions in the past 12 months. How often have you had a stomachache or upset stomach?

			Frequency	% of total	% of valid
Valid	0	never	1823	12.37%	12.37%
	1	just a few times	10473	71.06%	71.08%
	2	about once a week	1944	13.19%	13.19%
	3	almost every day	406	2.75%	2.76%
	4	every day	89	0.6%	0.6%
		Total	14,735	99.98%	100%
Missing	8	don't know	3	0.02%	
		Total	3	0.02%	

Valid	Invalid	Minimum	Maximum
14735	3	0	4

 H2GH11 - S3Q11 FREQ-COLD SWEATS-W2

Type	Code
Measurement Unit	numeric
H2GH11	11. Please tell me how often you have had each of the following conditions in the past 12 months. How often have you had cold sweats?

			Frequency	% of total	% of valid
Valid	0	never	11839	80.33%	80.38%
	1	just a few times	2636	17.89%	17.9%
	2	about once a week	182	1.23%	1.24%
	3	almost every day	58	0.39%	0.39%
	4	every day	13	0.09%	0.09%
		Total	14,728	99.93%	100%
Missing	8	don't know	10	0.07%	
		Total	10	0.07%	

Valid	Invalid	Minimum	Maximum
14728	10	0	4

 H2GH12 - S3Q12 FREQ-FEELING PHYSICALLY WEAK-W2

Type	Code
Measurement Unit	numeric
H2GH12	12. Please tell me how often you have had each of the following conditions in the past 12 months. How often have you felt physically weak for no reason?

			Frequency	% of total	% of valid
Valid	0	never	7670	52.04%	52.06%
	1	just a few times	5912	40.11%	40.13%
	2	about once a week	864	5.86%	5.86%
	3	almost every day	226	1.53%	1.53%
	4	every day	60	0.41%	0.41%
		Total	14,732	99.96%	100%
Missing	8	don't know	6	0.04%	
		Total	6	0.04%	

Valid	Invalid	Minimum	Maximum
14732	6	0	4

 H2GH13 - S3Q13 FREQ-SORE THROAT/COUGH-W2

Type	Code
Measurement Unit	numeric
H2GH13	13. Please tell me how often you have had each of the following conditions in the past 12 months. How often have you had a sore throat or cough?

			Frequency	% of total	% of valid
Valid	0	never	2487	16.87%	16.88%
	1	just a few times	10954	74.32%	74.33%
	2	about once a week	1019	6.91%	6.92%
	3	almost every day	213	1.45%	1.45%
	4	every day	63	0.43%	0.43%
		Total	14,736	99.99%	100%
Missing	8	don't know	2	0.01%	
		Total	2	0.01%	

Valid	Invalid	Minimum	Maximum
14736	2	0	4

Type	Code
Measurement Unit	numeric
H2GH14	14. Please tell me how often you have had each of the following conditions in the past 12 months. How often have you felt very tired for no reason?

			Frequency	% of total	% of valid
Valid	0	never	5388	36.56%	36.57%
	1	just a few times	6365	43.19%	43.2%
	2	about once a week	1973	13.39%	13.39%
	3	almost every day	744	5.05%	5.05%
	4	every day	263	1.78%	1.79%
		Total	14,733	99.97%	100%
Missing	8	don't know	5	0.03%	
		Total	5	0.03%	

Valid	Invalid	Minimum	Maximum
14733	5	0	4

Type	Code
Measurement Unit	numeric

H2GH15	15. Please tell me how often you have had each of the following conditions in the past 12 months. How often have you had painful or very frequent urination (or peeing)?
--------	--

			Frequency	% of total	% of valid
Valid	0	never	13270	90.04%	90.08%
	1	just a few times	1258	8.54%	8.54%
	2	about once a week	116	0.79%	0.79%
	3	almost every day	59	0.4%	0.4%
	4	every day	29	0.2%	0.2%
		Total	14,732	99.96%	100%
Missing	6	refused	1	0.01%	
	8	don't know	5	0.03%	
		Total	6	0.04%	

Valid	Invalid	Minimum	Maximum
14732	6	0	4

H2GH16 - S3Q16 FREQ-FEELING VERY SICK-W2

Type	Code
Measurement Unit	numeric
H2GH16	16. Please tell me how often you have had each of the following conditions in the past 12 months. How often have you felt really sick?

			Frequency	% of total	% of valid
Valid	0	never	6416	43.53%	43.54%
	1	just a few times	7819	53.05%	53.06%
	2	about once a week	401	2.72%	2.72%
	3	almost every day	80	0.54%	0.54%
	4	every day	20	0.14%	0.14%
		Total	14,736	99.99%	100%
Missing	8	don't know	2	0.01%	
		Total	2	0.01%	

Valid	Invalid	Minimum	Maximum
14736	2	0	4

H2GH17 - S3Q17 FREQ-WAKE UP FEELING TIRED-W2

Type	Code
Measurement Unit	numeric

H2GH17	17. Please tell me how often you have had each of the following conditions in the past 12 months. How often have you woken up feeling tired?
--------	--

			Frequency	% of total	% of valid
Valid	0	never	2483	16.85%	16.85%
	1	just a few times	6393	43.38%	43.39%
	2	about once a week	2980	20.22%	20.22%
	3	almost every day	1982	13.45%	13.45%
	4	every day	897	6.09%	6.09%
		Total	14,735	99.98%	100%
Missing	8	don't know	3	0.02%	
		Total	3	0.02%	

Valid	Invalid	Minimum	Maximum
14735	3	0	4

H2GH18 - S3Q18 FREQ-SKIN PROBLEMS, ACNE-W2

Type	Code
Measurement Unit	numeric
H2GH18	18. Please tell me how often you have had each of the following conditions in the past 12 months. How often have you had skin problems, such as itching or pimples?

			Frequency	% of total	% of valid
Valid	0	never	3459	23.47%	23.48%
	1	just a few times	6928	47.01%	47.02%
	2	about once a week	2442	16.57%	16.58%
	3	almost every day	1121	7.61%	7.61%
	4	every day	783	5.31%	5.31%
		Total	14,733	99.97%	100%
Missing	6	refused	1	0.01%	
	8	don't know	4	0.03%	
		Total	5	0.03%	

Valid	Invalid	Minimum	Maximum
14733	5	0	4

H2GH19 - S3Q19 FREQ-DIZZINESS-W2

Type	Code
Measurement Unit	numeric

H2GH19	19. Please tell me how often you have had each of the following conditions in the past 12 months. How often have you been dizzy?
--------	--

			Frequency	% of total	% of valid
Valid	0	never	8344	56.62%	56.65%
	1	just a few times	5442	36.92%	36.95%
	2	about once a week	701	4.76%	4.76%
	3	almost every day	191	1.3%	1.3%
	4	every day	50	0.34%	0.34%
Total			14,728	99.93%	100%
Missing	6	refused	1	0.01%	
	8	don't know	9	0.06%	
Total			10	0.07%	

Valid	Invalid	Minimum	Maximum
14728	10	0	4

H2GH20 - S3Q20 FREQ-CHEST PAINS-W2

Type	Code
Measurement Unit	numeric
H2GH20	20. Please tell me how often you have had each of the following conditions in the past 12 months. How often have you had chest pains?

			Frequency	% of total	% of valid
Valid	0	never	10677	72.45%	72.47%
	1	just a few times	3522	23.9%	23.9%
	2	about once a week	403	2.73%	2.74%
	3	almost every day	99	0.67%	0.67%
	4	every day	33	0.22%	0.22%
Total			14,734	99.97%	100%
Missing	8	don't know	4	0.03%	
Total			4	0.03%	

Valid	Invalid	Minimum	Maximum
14734	4	0	4

H2GH21 - S3Q21 FREQ-MUSCLE/JOINT ACHES/PAINS-W2

Type	Code
Measurement Unit	numeric

H2GH21	21. Please tell me how often you have had each of the following conditions in the past 12 months. How often have you had aches, pains, or soreness in your muscles or joints?
--------	---

			Frequency	% of total	% of valid
Valid	0	never	2819	19.13%	19.13%
	1	just a few times	8317	56.43%	56.44%
	2	about once a week	2672	18.13%	18.13%
	3	almost every day	720	4.89%	4.89%
	4	every day	207	1.4%	1.4%
		Total	14,735	99.98%	100%
Missing	8	don't know	3	0.02%	
		Total	3	0.02%	

Valid	Invalid	Minimum	Maximum
14735	3	0	4

Type	Code
Measurement Unit	numeric
H2GH22	22. Please tell me how often you have had each of the following conditions in the past 12 months. How often have you had a poor appetite?

			Frequency	% of total	% of valid
Valid	0	never	7011	47.57%	47.59%
	1	just a few times	5664	38.43%	38.44%
	2	about once a week	1482	10.06%	10.06%
	3	almost every day	442	3%	3%
	4	every day	134	0.91%	0.91%
		Total	14,733	99.97%	100%
Missing	8	don't know	5	0.03%	
		Total	5	0.03%	

Valid	Invalid	Minimum	Maximum
14733	5	0	4

Type	Code
Measurement Unit	numeric

H2GH23	23. Please tell me how often you have had each of the following conditions in the past 12 months. How often have you had trouble falling asleep or staying asleep?
--------	--

			Frequency	% of total	% of valid
Valid	0	never	5369	36.43%	36.44%
	1	just a few times	5917	40.15%	40.16%
	2	about once a week	2272	15.42%	15.42%
	3	almost every day	905	6.14%	6.14%
	4	every day	272	1.85%	1.85%
		Total	14,735	99.98%	100%
Missing	6	refused	1	0.01%	
	8	don't know	2	0.01%	
		Total	3	0.02%	

Valid	Invalid	Minimum	Maximum
14735	3	0	4

Type	Code
Measurement Unit	numeric
H2GH24	24. Please tell me how often you have had each of the following conditions in the past 12 months. How often have you had trouble relaxing?

			Frequency	% of total	% of valid
Valid	0	never	7206	48.89%	48.9%
	1	just a few times	5372	36.45%	36.46%
	2	about once a week	1432	9.72%	9.72%
	3	almost every day	538	3.65%	3.65%
	4	every day	187	1.27%	1.27%
		Total	14,735	99.98%	100%
Missing	8	don't know	3	0.02%	
		Total	3	0.02%	

Valid	Invalid	Minimum	Maximum
14735	3	0	4

Type	Code
Measurement Unit	numeric

H2GH25	25. Please tell me how often you have had each of the following conditions in the past 12 months. How often have you been moody?
--------	--

			Frequency	% of total	% of valid
Valid	0	never	2598	17.63%	17.65%
	1	just a few times	6891	46.76%	46.82%
	2	about once a week	3602	24.44%	24.47%
	3	almost every day	1159	7.86%	7.87%
	4	every day	468	3.18%	3.18%
		Total	14,718	99.86%	100%
Missing	6	refused	2	0.01%	
	8	don't know	18	0.12%	
		Total	20	0.14%	

Valid	Invalid	Minimum	Maximum
14718	20	0	4

H2GH26 - S3Q26 FREQ-FREQUENT CRYING-W2

Type	Code
Measurement Unit	numeric
H2GH26	26. Please tell me how often you have had each of the following conditions in the past 12 months. How often have you cried frequently?

			Frequency	% of total	% of valid
Valid	0	never	9098	61.73%	61.74%
	1	just a few times	4546	30.85%	30.85%
	2	about once a week	819	5.56%	5.56%
	3	almost every day	215	1.46%	1.46%
	4	every day	57	0.39%	0.39%
		Total	14,735	99.98%	100%
Missing	8	don't know	3	0.02%	
		Total	3	0.02%	

Valid	Invalid	Minimum	Maximum
14735	3	0	4

H2GH27 - S3Q27 FREQ-FEARFULNESS-W2

Type	Code
Measurement Unit	numeric

H2GH27	27. Please tell me how often you have had each of the following conditions in the past 12 months. How often have you been afraid?
--------	---

			Frequency	% of total	% of valid
Valid	0	never	6794	46.1%	46.11%
	1	just a few times	7104	48.2%	48.21%
	2	about once a week	594	4.03%	4.03%
	3	almost every day	177	1.2%	1.2%
	4	every day	66	0.45%	0.45%
		Total	14,735	99.98%	100%
Missing	8	don't know	3	0.02%	
		Total	3	0.02%	

Valid	Invalid	Minimum	Maximum
14735	3	0	4

H2GH28 - S3Q28 NEEDED BUT NOT GET MEDICAL CARE-W2

Type	Code
Measurement Unit	numeric
H2GH28	28. Has there been any time over the past year when you thought you should get medical care, but you did not?

			Frequency	% of total	% of valid
Valid	0	no	11675	79.22%	79.26%
	1	yes	3055	20.73%	20.74%
		Total	14,730	99.95%	100%
Missing	8	don't know	8	0.05%	
		Total	8	0.05%	

Valid	Invalid	Minimum	Maximum
14730	8	0	1

H2GH29A - S3Q29A WHY-DIDNOT KNOW WHO TO SEE-W2

Type	Code
Measurement Unit	numeric
H2GH29A	29A. What kept you from seeing a health professional when you really needed to? If there was more than one reason, choose more than one answer. Didn't know whom to go see

			Frequency	% of total	% of valid
--	--	--	-----------	------------	------------

Valid	0	not marked	2754	18.69%	90.47%
	1	marked	290	1.97%	9.53%
		Total	3,044	20.65%	100%
Missing	6	refused	2	0.01%	
	7	legitimate skip	11683	79.27%	
	8	don't know	9	0.06%	
		Total	11,694	79.35%	

Valid	Invalid	Minimum	Maximum
3044	11694	0	1

H2GH29B - S3Q29B WHY-NO TRANSPORTATION-W2

Type	Code
Measurement Unit	numeric
H2GH29B	29B. What kept you from seeing a health professional when you really needed to? If there was more than one reason, choose more than one answer. No transportation

			Frequency	% of total	% of valid
Valid	0	not marked	2736	18.56%	89.88%
	1	marked	308	2.09%	10.12%
		Total	3,044	20.65%	100%
Missing	6	refused	2	0.01%	
	7	legitimate skip	11683	79.27%	
	8	don't know	9	0.06%	
		Total	11,694	79.35%	

Valid	Invalid	Minimum	Maximum
3044	11694	0	1

H2GH29C - S3Q29C WHY-NO ONE TO GO ALONG-W2

Type	Code
Measurement Unit	numeric
H2GH29C	29C. What kept you from seeing a health professional when you really needed to? If there was more than one reason, choose more than one answer. No one available to go along

			Frequency	% of total	% of valid
Valid	0	not marked	2926	19.85%	96.12%
	1	marked	118	0.8%	3.88%

		Total	3,044	20.65%	100%
Missing	6	refused	2	0.01%	
	7	legitimate skip	11683	79.27%	
	8	don't know	9	0.06%	
		Total	11,694	79.35%	

Valid	Invalid	Minimum	Maximum
3044	11694	0	1

H2GH29D - S3Q29D WHY-PARENT WOULD NOT GO-W2

Type	Code
Measurement Unit	numeric
H2GH29D	29D. What kept you from seeing a health professional when you really needed to? If there was more than one reason, choose more than one answer. Parent or guardian would not go

			Frequency	% of total	% of valid
Valid	0	not marked	2730	18.52%	89.68%
	1	marked	314	2.13%	10.32%
		Total	3,044	20.65%	100%
Missing	6	refused	2	0.01%	
	7	legitimate skip	11683	79.27%	
	8	don't know	9	0.06%	
		Total	11,694	79.35%	

Valid	Invalid	Minimum	Maximum
3044	11694	0	1

H2GH29E - S3Q29E WHY-PARENTS NOT TO KNOW-W2

Type	Code
Measurement Unit	numeric
H2GH29E	29E. What kept you from seeing a health professional when you really needed to? If there was more than one reason, choose more than one answer. Didn't want parents to know

			Frequency	% of total	% of valid
Valid	0	not marked	2622	17.79%	86.14%
	1	marked	422	2.86%	13.86%
		Total	3,044	20.65%	100%

Missing	6	refused	2	0.01%	
	7	legitimate skip	11683	79.27%	
	8	don't know	9	0.06%	
		Total	11,694	79.35%	

Valid	Invalid	Minimum	Maximum
3044	11694	0	1

H2GH29F - S3Q29F WHY-HARD TO MAKE APPOINTMENT-W2

Type	Code
Measurement Unit	numeric
H2GH29F	29F. What kept you from seeing a health professional when you really needed to? If there was more than one reason, choose more than one answer. Difficult to make appointment

			Frequency	% of total	% of valid
Valid	0	not marked	2700	18.32%	88.7%
	1	marked	344	2.33%	11.3%
		Total	3,044	20.65%	100%
Missing	6	refused	2	0.01%	
	7	legitimate skip	11683	79.27%	
	8	don't know	9	0.06%	
		Total	11,694	79.35%	

Valid	Invalid	Minimum	Maximum
3044	11694	0	1

H2GH29G - S3Q29G WHY-AFRAID WHAT DR WILL DO-W2

Type	Code
Measurement Unit	numeric
H2GH29G	29G. What kept you from seeing a health professional when you really needed to? If there was more than one reason, choose more than one answer. Afraid of what doctor would say or do

			Frequency	% of total	% of valid
Valid	0	not marked	2471	16.77%	81.18%
	1	marked	573	3.89%	18.82%
		Total	3,044	20.65%	100%
Missing	6	refused	2	0.01%	
	7	legitimate skip	11683	79.27%	
	8	don't know	9	0.06%	

		Total	11,694	79.35%	
--	--	-------	--------	--------	--

Valid	Invalid	Minimum	Maximum
3044	11694	0	1

H2GH29H - S3Q29H WHY- PROB WILL GO AWAY-W2

Type	Code
Measurement Unit	numeric
H2GH29H	29H. What kept you from seeing a health professional when you really needed to? If there was more than one reason, choose more than one answer. Thought the problem would go away

			Frequency	% of total	% of valid
Valid	0	not marked	1052	7.14%	34.56%
	1	marked	1992	13.52%	65.44%
		Total	3,044	20.65%	100%
Missing	6	refused	2	0.01%	
	7	legitimate skip	11683	79.27%	
	8	don't know	9	0.06%	
		Total	11,694	79.35%	

Valid	Invalid	Minimum	Maximum
3044	11694	0	1

H2GH29I - S3Q29I WHY-COULD NOT PAY-W2

Type	Code
Measurement Unit	numeric
H2GH29I	29I. What kept you from seeing a health professional when you really needed to? If there was more than one reason, choose more than one answer. Couldn't pay

			Frequency	% of total	% of valid
Valid	0	not marked	2611	17.72%	85.78%
	1	marked	433	2.94%	14.22%
		Total	3,044	20.65%	100%
Missing	6	refused	2	0.01%	
	7	legitimate skip	11683	79.27%	
	8	don't know	9	0.06%	
		Total	11,694	79.35%	

Valid	Invalid	Minimum	Maximum
-------	---------	---------	---------

3044	11694	0	1
------	-------	---	---

Type	Code
Measurement Unit	numeric
H2GH29J	29J. What kept you from seeing a health professional when you really needed to? If there was more than one reason, choose more than one answer. Other [specify in comment box]

			Frequency	% of total	% of valid
Valid	0	not marked	2956	20.06%	97.11%
	1	marked	88	0.6%	2.89%
	Total		3,044	20.65%	100%
Missing	6	refused	2	0.01%	
	7	legitimate skip	11683	79.27%	
	8	don't know	9	0.06%	
	Total		11,694	79.35%	

Valid	Invalid	Minimum	Maximum
3044	11694	0	1

Type	Code
Measurement Unit	numeric
H2GH30	30. How do you think of yourself in terms of weight?

			Frequency	% of total	% of valid
Valid	1	very underweight	200	1.36%	1.36%
	2	slightly underweight	2122	14.4%	14.41%
	3	about the right weight	7888	53.52%	53.56%
	4	slightly overweight	3983	27.03%	27.04%
	5	very overweight	535	3.63%	3.63%
	Total		14,728	99.93%	100%
Missing	6	refused	1	0.01%	
	8	don't know	9	0.06%	
	Total		10	0.07%	

Valid	Invalid	Minimum	Maximum
14728	10	1	5

 H2GH31 - S3Q31 TO GAIN/LOSE/MAINTAIN WEIGHT-W2

Type	Code
Measurement Unit	numeric
H2GH31	31. Are you trying to lose weight, gain weight, or stay the same weight?

			Frequency	% of total	% of valid
Valid	1	lose weight	4916	33.36%	33.37%
	2	gain weight	2786	18.9%	18.91%
	3	stay the same weight	4877	33.09%	33.1%
	4	not trying to do anything about weight	2154	14.62%	14.62%
Total			14,733	99.97%	100%
Missing	6	refused	1	0.01%	
	8	don't know	4	0.03%	
Total			5	0.03%	

Valid	Invalid	Minimum	Maximum
14733	5	1	4

 H2GH32A - S3Q32A WEIGHT LOSS METHOD-DIET-W2

Type	Code
Measurement Unit	numeric
H2GH32A	32A. During the past seven days, which of the following things did you do in order to lose weight or to keep from gaining weight? Read list and code all that apply. dieted

			Frequency	% of total	% of valid
Valid	0	not marked	7638	51.83%	78.01%
	1	marked	2153	14.61%	21.99%
Total			9,791	66.43%	100%
Missing	6	refused	4	0.03%	
	7	legitimate skip	4940	33.52%	
	8	don't know	3	0.02%	
Total			4,947	33.57%	

Valid	Invalid	Minimum	Maximum
9791	4947	0	1

 H2GH32B - S3Q32B WEIGHT LOSS METHOD-EXERCISE-W2

Type	Code
Measurement Unit	numeric
H2GH32B	32B. During the past seven days, which of the following things did you do in order to lose weight or to keep from gaining weight? Read list and code all that apply. exercised

			Frequency	% of total	% of valid
Valid	0	not marked	3595	24.39%	36.72%
	1	marked	6196	42.04%	63.28%
Total			9,791	66.43%	100%
Missing	6	refused	4	0.03%	
	7	legitimate skip	4940	33.52%	
	8	don't know	3	0.02%	
Total			4,947	33.57%	

Valid	Invalid	Minimum	Maximum
9791	4947	0	1

H2GH32C - S3Q32C WEIGHT LOSS METHOD-VOMIT-W2

Type	Code
Measurement Unit	numeric
H2GH32C	32C. During the past seven days, which of the following things did you do in order to lose weight or to keep from gaining weight? Read list and code all that apply. made yourself vomit

			Frequency	% of total	% of valid
Valid	0	not marked	9729	66.01%	99.37%
	1	marked	62	0.42%	0.63%
Total			9,791	66.43%	100%
Missing	6	refused	4	0.03%	
	7	legitimate skip	4940	33.52%	
	8	don't know	3	0.02%	
Total			4,947	33.57%	

Valid	Invalid	Minimum	Maximum
9791	4947	0	1

H2GH32D - S3Q32D WEIGHT LOSS METHOD-DIET PILLS-W2

Type	Code
Measurement Unit	numeric

H2GH32D	32D. During the past seven days, which of the following things did you do in order to lose weight or to keep from gaining weight? Read list and code all that apply. took diet pills
---------	--

			Frequency	% of total	% of valid
Valid	0	not marked	9648	65.46%	98.54%
	1	marked	143	0.97%	1.46%
Total			9,791	66.43%	100%
Missing	6	refused	4	0.03%	
	7	legitimate skip	4940	33.52%	
	8	don't know	3	0.02%	
Total			4,947	33.57%	

Valid	Invalid	Minimum	Maximum
9791	4947	0	1

H2GH32E - S3Q32E WEIGHT LOSS METHOD-LAXATIVE-W2

Type	Code
Measurement Unit	numeric
H2GH32E	32E. During the past seven days, which of the following things did you do in order to lose weight or to keep from gaining weight? Read list and code all that apply. took laxatives

			Frequency	% of total	% of valid
Valid	0	not marked	9758	66.21%	99.66%
	1	marked	33	0.22%	0.34%
Total			9,791	66.43%	100%
Missing	6	refused	4	0.03%	
	7	legitimate skip	4940	33.52%	
	8	don't know	3	0.02%	
Total			4,947	33.57%	

Valid	Invalid	Minimum	Maximum
9791	4947	0	1

H2GH32F - S3Q32F WEIGHT LOSS METHOD-OTHER-W2

Type	Code
Measurement Unit	numeric
H2GH32F	32F. During the past seven days, which of the following things did you do in order to lose weight or to keep from gaining weight? Read list and code all that apply. other

			Frequency	% of total	% of valid
Valid	0	not marked	9412	63.86%	96.13%
	1	marked	379	2.57%	3.87%
Total			9,791	66.43%	100%
Missing	6	refused	4	0.03%	
	7	legitimate skip	4940	33.52%	
	8	don't know	3	0.02%	
Total			4,947	33.57%	

Valid	Invalid	Minimum	Maximum
9791	4947	0	1

Type	Code
Measurement Unit	numeric
H2GH32G	32G. During the past seven days, which of the following things did you do in order to lose weight or to keep from gaining weight? Read list and code all that apply. none

			Frequency	% of total	% of valid
Valid	0	not marked	7068	47.96%	72.19%
	1	marked	2723	18.48%	27.81%
Total			9,791	66.43%	100%
Missing	6	refused	4	0.03%	
	7	legitimate skip	4940	33.52%	
	8	don't know	3	0.02%	
Total			4,947	33.57%	

Valid	Invalid	Minimum	Maximum
9791	4947	0	1

Type	Code
Measurement Unit	numeric
H2GH33A	33A. During the past seven days, which of the following things did you do in order to gain weight or to build muscle? Read list and code all that apply. dieted

			Frequency	% of total	% of valid
Valid	0	not marked	2468	16.75%	88.59%
	1	marked	318	2.16%	11.41%

		Total	2,786	18.9%	100%
Missing	7	legitimate skip	11952	81.1%	
		Total	11,952	81.1%	

Valid	Invalid	Minimum	Maximum
2786	11952	0	1

Type	Code
Measurement Unit	numeric
H2GH33B	33B. During the past seven days, which of the following things did you do in order to gain weight or to build muscle? Read list and code all that apply. exercised

			Frequency	% of total	% of valid
Valid	0	not marked	1444	9.8%	51.83%
	1	marked	1342	9.11%	48.17%
		Total	2,786	18.9%	100%
Missing	7	legitimate skip	11952	81.1%	
		Total	11,952	81.1%	

Valid	Invalid	Minimum	Maximum
2786	11952	0	1

Type	Code
Measurement Unit	numeric
H2GH33C	33C. During the past seven days, which of the following things did you do in order to gain weight or to build muscle? Read list and code all that apply. lifted weights

			Frequency	% of total	% of valid
Valid	0	not marked	1291	8.76%	46.34%
	1	marked	1495	10.14%	53.66%
		Total	2,786	18.9%	100%
Missing	7	legitimate skip	11952	81.1%	
		Total	11,952	81.1%	

Valid	Invalid	Minimum	Maximum
2786	11952	0	1

 H2GH33D - S3Q33D WEIGHT GAIN METHOD-FOOD SUPPLT-W2

Type	Code
Measurement Unit	numeric
H2GH33D	33D. During the past seven days, which of the following things did you do in order to gain weight or to build muscle? Read list and code all that apply. took food supplements

			Frequency	% of total	% of valid
Valid	0	not marked	2388	16.2%	85.71%
	1	marked	398	2.7%	14.29%
Total			2,786	18.9%	100%
Missing	7	legitimate skip	11952	81.1%	
	Total		11,952	81.1%	

Valid	Invalid	Minimum	Maximum
2786	11952	0	1

 H2GH33E - S3Q33E WEIGHT GAIN METHOD-STEROID-W2

Type	Code
Measurement Unit	numeric
H2GH33E	33E. During the past seven days, which of the following things did you do in order to gain weight or to build muscle? Read list and code all that apply. used steroids

			Frequency	% of total	% of valid
Valid	0	not marked	2781	18.87%	99.82%
	1	marked	5	0.03%	0.18%
Total			2,786	18.9%	100%
Missing	7	legitimate skip	11952	81.1%	
	Total		11,952	81.1%	

Valid	Invalid	Minimum	Maximum
2786	11952	0	1

 H2GH33F - S3Q32F WEIGHT GAIN METHOD-OTHER-W2

Type	Code
Measurement Unit	numeric

H2GH33F	33F. During the past seven days, which of the following things did you do in order to gain weight or to build muscle? Read list and code all that apply. other
---------	--

			Frequency	% of total	% of valid
Valid	0	not marked	2574	17.47%	92.39%
	1	marked	212	1.44%	7.61%
		Total	2,786	18.9%	100%
Missing	7	legitimate skip	11952	81.1%	
	Total		11,952	81.1%	

Valid	Invalid	Minimum	Maximum
2786	11952	0	1

H2GH33G - S3Q32G WEIGHT GAIN METHOD-NONE-W2

Type	Code
Measurement Unit	numeric
H2GH33G	33G. During the past seven days, which of the following things did you do in order to gain weight or to build muscle? Read list and code all that apply. none

			Frequency	% of total	% of valid
Valid	0	not marked	2371	16.09%	85.1%
	1	marked	415	2.82%	14.9%
		Total	2,786	18.9%	100%
Missing	7	legitimate skip	11952	81.1%	
	Total		11,952	81.1%	

Valid	Invalid	Minimum	Maximum
2786	11952	0	1

H2GH34 - S3Q34 DAYS/WK OF PHYS ED CLASSES-W2

Type	Code
Measurement Unit	numeric
H2GH34	34. In an average week, on how many days do you go to physical education classes at school?

			Frequency	% of total	% of valid
--	--	--	-----------	------------	------------

Valid	0	0 days	3849	26.12%	46.6%
	1	1 day	190	1.29%	2.3%
	2	2 days	423	2.87%	5.12%
	3	3 days	861	5.84%	10.42%
	4	4 days	160	1.09%	1.94%
	5	5 days	2777	18.84%	33.62%
		Total	8,260	56.05%	100%
Missing	6	refused	1	0.01%	
	7	legitimate skip	6476	43.94%	
	8	don't know	1	0.01%	
		Total	6,478	43.95%	

Valid	Invalid	Minimum	Maximum
8260	6478	0	5

H2GH35 - S3Q35 MINUTES OF ACTIVITY IN PHYS ED-W2

Type	Code
Measurement Unit	numeric
H2GH35	35. During an average physical education class at school, how minutes do you spend actually exercising or playing sports?

			Frequency	% of total	% of valid
Valid	1	less than 10 minutes	177	1.2%	4.02%
	2	10 to 20 minutes	594	4.03%	13.49%
	3	21 to 30 minutes	1151	7.81%	26.14%
	4	more than 30 minutes	2482	16.84%	56.36%
		Total	4,404	29.88%	100%
Missing	7	legitimate skip	10327	70.07%	
	8	don't know	7	0.05%	
		Total	10,334	70.12%	

Valid	Invalid	Minimum	Maximum
4404	10334	1	4

H2GH36 - S3Q36 WEAR HELMET WHILE CYCLING-W2

Type	Code
Measurement Unit	numeric
H2GH36	36. How often do you wear a helmet when you ride a bicycle?

	Frequency	% of total	% of valid
--	-----------	------------	------------

Valid	0	never	7855	53.3%	53.3%
	1	rarely	600	4.07%	4.07%
	2	sometimes	446	3.03%	3.03%
	3	most of the time	315	2.14%	2.14%
	4	always	457	3.1%	3.1%
	5	never rides a bicycle	5063	34.35%	34.36%
		Total	14,736	99.99%	100%
Missing	8	don't know	2	0.01%	
		Total	2	0.01%	

Valid	Invalid	Minimum	Maximum
14736	2	0	5

H2GH37 - S3Q37 FREQ-RIDE A MOTORCYCLE-W2

Type	Code
Measurement Unit	numeric
H2GH37	37. During the past 12 months, how often did you ride a motorcycle?

			Frequency	% of total	% of valid
Valid	0	never	12099	82.09%	82.11%
	1	once or twice	1711	11.61%	11.61%
	2	about once a month	405	2.75%	2.75%
	3	about once a week	305	2.07%	2.07%
	4	almost every day	216	1.47%	1.47%
		Total	14,736	99.99%	100%
Missing	8	don't know	2	0.01%	
		Total	2	0.01%	

Valid	Invalid	Minimum	Maximum
14736	2	0	4

H2GH38 - S3Q38 WEAR HELMET WHILE ON MOTORCYCLE-W2

Type	Code
Measurement Unit	numeric
H2GH38	38. When you rode a motorcycle during the past twelve months, how often did you wear a helmet?

			Frequency	% of total	% of valid
--	--	--	-----------	------------	------------

Valid	0	never	819	5.56%	31.06%
	1	rarely	136	0.92%	5.16%
	2	sometimes	127	0.86%	4.82%
	3	most of the time	167	1.13%	6.33%
	4	always	1388	9.42%	52.64%
		Total	2,637	17.89%	100%
Missing	7	legitimate skip	12099	82.09%	
	8	don't know	2	0.01%	
		Total	12,101	82.11%	

Valid	Invalid	Minimum	Maximum
2637	12101	0	4

H2GH39 - S3Q39 FREQ-WEAR SEAT BELT IN CAR-W2

Type	Code
Measurement Unit	numeric
H2GH39	39. How often do you wear a seatbelt when you are riding in or driving a car?

			Frequency	% of total	% of valid
Valid	0	never	611	4.15%	4.15%
	1	rarely	1201	8.15%	8.15%
	2	sometimes	2049	13.9%	13.91%
	3	most of the time	3187	21.62%	21.63%
	4	always	7687	52.16%	52.17%
		Total	14,735	99.98%	100%
Missing	8	don't know	3	0.02%	
		Total	3	0.02%	

Valid	Invalid	Minimum	Maximum
14735	3	0	4

H2GH40 - S3Q40 HEALTH CAUSE SCHOOL ABSENCE-W2

Type	Code
Measurement Unit	numeric
H2GH40	40. In the last month, how often did a health or emotional problem cause you to miss a day of school?

	Frequency	% of total	% of valid
--	-----------	------------	------------

Valid	0	never	4055	27.51%	49.1%
	1	just a few times	3829	25.98%	46.37%
	2	about once a week	317	2.15%	3.84%
	3	almost every day	38	0.26%	0.46%
	4	every day	19	0.13%	0.23%
		Total	8,258	56.03%	100%
Missing	6	refused	2	0.01%	
	7	legitimate skip	6476	43.94%	
	8	don't know	2	0.01%	
		Total	6,480	43.97%	

Valid	Invalid	Minimum	Maximum
8258	6480	0	4

Type	Code
Measurement Unit	numeric
H2GH41	41. In the last month, how often did a health or emotional problem cause you to miss a social or recreational activity?

			Frequency	% of total	% of valid
Valid	0	never	10106	68.57%	68.68%
	1	just a few times	4313	29.26%	29.31%
	2	about once a week	214	1.45%	1.45%
	3	almost every day	53	0.36%	0.36%
	4	every day	29	0.2%	0.2%
		Total	14,715	99.84%	100%
Missing	6	refused	12	0.08%	
	8	don't know	11	0.07%	
		Total	23	0.16%	

Valid	Invalid	Minimum	Maximum
14715	23	0	4

Type	Text
Constraints	Maximum Length: 6
H2GH42	42. During the school year, what time do you usually go to bed on week nights? Type in time in this format HH:MM A for AM or HH:MM P for PM. Please remember that midnight is 12:00 A and noon is 12:00 P!

			Frequency	% of total	% of valid
Missing	999996	refused	12	0.08%	
	999998	don't know	25	0.17%	
		Total	37	0.25%	

Valid	Invalid
14701	37

H2GH43 - S3Q43 USUAL BEDTIME ON WEEKNIGHTS SUMMER

Type	Text
Constraints	Maximum Length: 6
H2GH43	43. During the summer, what time do you usually go to bed on week nights? Type in time in this format HH:MM A for AM or HH:MM P for PM. Please remember that midnight is 12:00 A and noon is 12:00 P!

			Frequency	% of total	% of valid
Missing	999996	refused	5	0.03%	
	999998	don't know	62	0.42%	
		Total	67	0.45%	

Valid	Invalid
14671	67

H2GH44 - S3Q44 TYPICAL HOURS OF SLEEP-W2

Type	Numeric (Double)
H2GH44	44. How many hours of sleep do you usually get?

			Frequency	% of total	% of valid
Missing	96	refused	1	0.01%	
	98	don't know	32	0.22%	
		Total	33	0.22%	

Valid	Invalid	Minimum	Maximum	Mean	StdDev
14705	33	1	24	7.5876912...	1.4260224...

H2GH45 - S3Q45 DO YOU GET ENOUGH SLEEP-W2

Type	Code
Measurement Unit	numeric
H2GH45	45. Do you usually get enough sleep?

			Frequency	% of total	% of valid
Valid	0	no	4389	29.78%	29.8%
	1	yes	10341	70.17%	70.2%
		Total	14,730	99.95%	100%
Missing	8	don't know	8	0.05%	
	Total		8	0.05%	

Valid	Invalid	Minimum	Maximum
14730	8	0	1

H2GH46 - S3Q46 NIGHT FROM HOME W/O PERMISS-W2

Type	Code
Measurement Unit	numeric
H2GH46	46. During the past 12 months, have you ever spent the night away from home without permission?

			Frequency	% of total	% of valid
Valid	0	no	12397	84.12%	84.22%
	1	yes	2322	15.76%	15.78%
		Total	14,719	99.87%	100%
Missing	6	refused	8	0.05%	
	8	don't know	11	0.07%	
		Total	19	0.13%	

Valid	Invalid	Minimum	Maximum
14719	19	0	1

H2GH47 - S3Q47 EXTENT OF WORST INJURY-W2

Type	Code
Measurement Unit	numeric
H2GH47	47. Which of these best describes your worst injury during the past year?

			Frequency	% of total	% of valid
Valid	1	very minor	7019	47.63%	47.69%
	2	minor	5721	38.82%	38.87%
	3	serious	1425	9.67%	9.68%
	4	very serious	329	2.23%	2.24%
	5	extremely serious	225	1.53%	1.53%
		Total	14,719	99.87%	100%

Missing	6	refused	11	0.07%	
	8	don't know	8	0.05%	
		Total	19	0.13%	

Valid	Invalid	Minimum	Maximum
14719	19	1	5

Type	Code
Measurement Unit	numeric
H2GH48	48. Do you have a permanent tattoo?

			Frequency	% of total	% of valid
Valid	0	no	13647	92.6%	92.61%
	1	yes	1089	7.39%	7.39%
		Total	14,736	99.99%	100%
Missing	8	don't know	2	0.01%	
		Total	2	0.01%	

Valid	Invalid	Minimum	Maximum
14736	2	0	1

Type	Code
Measurement Unit	numeric
H2GH49	49. Do you have one or both ears pierced?

			Frequency	% of total	% of valid
Valid	0	no	6079	41.25%	41.25%
	1	yes	8657	58.74%	58.75%
		Total	14,736	99.99%	100%
Missing	8	don't know	2	0.01%	
		Total	2	0.01%	

Valid	Invalid	Minimum	Maximum
14736	2	0	1

Type	Code
------	------

Measurement Unit	numeric
H2GH50	50. Besides one or both ears, have you had any other body parts pierced?

			Frequency	% of total	% of valid
Valid	0	no	14149	96%	96.03%
	1	yes	585	3.97%	3.97%
Total			14,734	99.97%	100%
Missing	6	refused	1	0.01%	
	8	don't know	3	0.02%	
Total			4	0.03%	

Valid	Invalid	Minimum	Maximum
14734	4	0	1

H2GH51 - S3Q51 BRACES ON YOUR TEETH-W2

Type	Code
Measurement Unit	numeric
H2GH51	51. Do you wear braces on your teeth?

			Frequency	% of total	% of valid
Valid	0	no	13608	92.33%	92.35%
	1	yes	1127	7.65%	7.65%
Total			14,735	99.98%	100%
Missing	8	don't know	3	0.02%	
	Total		3	0.02%	

Valid	Invalid	Minimum	Maximum
14735	3	0	1

H2GH52F - S3Q52 HEIGHT-FEET-W2

Type	Code
Measurement Unit	numeric
H2GH52F	52F. What is your height in feet [and inches]?

			Frequency	% of total	% of valid
Valid	4	4 feet	304	2.06%	2.09%
	5	5 feet	12364	83.89%	84.87%
	6	6 feet	1900	12.89%	13.04%
Total			14,568	98.85%	100%

Missing	96	refused	5	0.03%	
	98	don't know	165	1.12%	
		Total	170	1.15%	

Valid	Invalid	Minimum	Maximum
14568	170	4	6

H2GH52I - S3Q52 HEIGHT-INCHES-W2

Type	Code
Measurement Unit	numeric
H2GH52I	52I. What is your height in [feet and] inches?

			Frequency	% of total	% of valid
Valid	0	0 inches	1101	7.47%	7.58%
	1	1 inch	1015	6.89%	6.99%
	2	2 inches	1321	8.96%	9.1%
	3	3 inches	1326	9%	9.13%
	4	4 inches	1492	10.12%	10.28%
	5	5 inches	1214	8.24%	8.36%
	6	6 inches	1518	10.3%	10.45%
	7	7 inches	1296	8.79%	8.93%
	8	8 inches	1144	7.76%	7.88%
	9	9 inches	1059	7.19%	7.29%
	10	10 inches	964	6.54%	6.64%
	11	11 inches	1070	7.26%	7.37%
		Total	14,520	98.52%	100%
Missing	.	missing	21	0.14%	
	96	refused	5	0.03%	
	98	don't know	192	1.3%	
		Total	218	1.48%	

Valid	Invalid	Minimum	Maximum
14520	218	0	11

H2GH53 - S3Q53 WEIGHT-W2

Type	Numeric (Double)
H2GH53	53. What is your weight?

			Frequency	% of total	% of valid
Missing	996	refused	32	0.22%	
	998	don't know	202	1.37%	

		Total	234	1.59%	
--	--	-------	-----	-------	--

Valid	Invalid	Minimum	Maximum	Mean	StdDev
14504	234	50	450	145.85562...	35.883555...

Type	Code
Measurement Unit	numeric
H2NU1	1. Did you drink milk, including milk poured on cereal or dessert?

			Frequency	% of total	% of valid
Valid	0	no	4701	31.9%	31.91%
	1	yes	10033	68.08%	68.09%
		Total	14,734	99.97%	100%
Missing	8	don't know	4	0.03%	
		Total	4	0.03%	

Valid	Invalid	Minimum	Maximum
14734	4	0	1

Type	Code
Measurement Unit	numeric
H2NU2	2. What type of milk did you drink?

			Frequency	% of total	% of valid
Valid	1	whole milk (4% fat)	3595	24.39%	36.11%
	2	low-fat (1% or 2% fat)	4638	31.47%	46.59%
	3	skim or nonfat (1/2% fat)	1436	9.74%	14.42%
	4	some of one, some of another	286	1.94%	2.87%
		Total	9,955	67.55%	100%
Missing	6	refused	1	0.01%	
	7	legitimate skip	4705	31.92%	
	8	don't know	77	0.52%	
		Total	4,783	32.45%	

Valid	Invalid	Minimum	Maximum
9955	4783	1	4

###

Type	Code
Measurement Unit	numeric
H2NU3	3. Did you drink soft drinks or mixers, such as tonic water or club soda, etc.?

			Frequency	% of total	% of valid
Valid	0	no	3670	24.9%	24.9%
	1	yes	11066	75.08%	75.1%
Total			14,736	99.99%	100%
Missing	8	don't know	2	0.01%	
	Total		2	0.01%	

Valid	Invalid	Minimum	Maximum
14736	2	0	1

Type	Code
Measurement Unit	numeric
H2NU4	4. What type of soft drinks or mixers did you drink?

			Frequency	% of total	% of valid
Valid	1	regular	9495	64.43%	85.89%
	2	diet or sugar-free	826	5.6%	7.47%
	3	both	734	4.98%	6.64%
Total			11,055	75.01%	100%
Missing	7	legitimate skip	3672	24.92%	
	8	don't know	11	0.07%	
Total			3,683	24.99%	

Valid	Invalid	Minimum	Maximum
11055	3683	1	3

Type	Code
Measurement Unit	numeric
H2NU5	5. Did you drink 100% orange, grapefruit, or tomato juice?

			Frequency	% of total	% of valid
Valid	0	no	9060	61.47%	61.48%
	1	yes	5676	38.51%	38.52%
Total			14,736	99.99%	100%

Missing	8	don't know	2	0.01%	
		Total	2	0.01%	

Valid	Invalid	Minimum	Maximum
14736	2	0	1

H2NU6 - S4Q6 DRINK OTHER 100% FRUIT JUICE-W2

Type	Code
Measurement Unit	numeric
H2NU6	6. Did you drink other 100% fruit juice, not including fruit-flavored drinks?

			Frequency	% of total	% of valid
Valid	0	no	11008	74.69%	74.72%
	1	yes	3725	25.27%	25.28%
		Total	14,733	99.97%	100%
Missing	8	don't know	5	0.03%	
		Total	5	0.03%	

Valid	Invalid	Minimum	Maximum
14733	5	0	1

H2NU7 - S4Q7 DRINK KOOLAID/FRUIT-FLAVORED DRINKS

Type	Code
Measurement Unit	numeric
H2NU7	7. Did you drink Koolaid, fruit-flavored drinks, Gatorade, or other sport drinks?

			Frequency	% of total	% of valid
Valid	0	no	7136	48.42%	48.43%
	1	yes	7599	51.56%	51.57%
		Total	14,735	99.98%	100%
Missing	8	don't know	3	0.02%	
		Total	3	0.02%	

Valid	Invalid	Minimum	Maximum
14735	3	0	1

H2NU8 - S4Q8 DRINK TYPE-W2

Type	Code
------	------

Measurement Unit	numeric
H2NU8	8. What type of sport drinks did you drink?

			Frequency	% of total	% of valid
Valid	1	regular	6405	43.46%	84.74%
	2	sugar-free	446	3.03%	5.9%
	3	both	707	4.8%	9.35%
Total			7,558	51.28%	100%
Missing	7	legitimate skip	7139	48.44%	
	8	don't know	41	0.28%	
Total			7,180	48.72%	

Valid	Invalid	Minimum	Maximum
7558	7180	1	3

H2NU9 - S4Q9 DRINK WATER-W2

Type	Code
Measurement Unit	numeric
H2NU9	9. Did you drink water yesterday?

			Frequency	% of total	% of valid
Valid	0	no	1529	10.37%	10.38%
	1	yes	13206	89.61%	89.62%
Total			14,735	99.98%	100%
Missing	8	don't know	3	0.02%	
	Total			3	0.02%

Valid	Invalid	Minimum	Maximum
14735	3	0	1

H2NU10 - S4Q10 EAT APPLES/PEARS/PINEAPPLE-W2

Type	Code
Measurement Unit	numeric
H2NU10	10. Yesterday, did you eat apples, applesauce, pears, or pineapple?

			Frequency	% of total	% of valid
Valid	0	no	10945	74.26%	74.27%
	1	yes	3791	25.72%	25.73%
Total			14,736	99.99%	100%
Missing	8	don't know	2	0.01%	

		Total	2	0.01%	
--	--	-------	---	-------	--

Valid	Invalid	Minimum	Maximum
14736	2	0	1

H2NU11 - S4Q11 EAT BANANAS/GRAPES/BERRIES-W2

Type	Code
Measurement Unit	numeric
H2NU11	11. Yesterday, did you eat bananas, plantains, grapes, berries, or cherries?

			Frequency	% of total	% of valid
Valid	0	no	9378	63.63%	63.64%
	1	yes	5358	36.36%	36.36%
Total			14,736	99.99%	100%
Missing	8	don't know	2	0.01%	
	Total		2	0.01%	

Valid	Invalid	Minimum	Maximum
14736	2	0	1

H2NU12 - S4Q12 EAT MELONS-W2

Type	Code
Measurement Unit	numeric
H2NU12	12. Yesterday, did you eat cantaloupes, melons, mangoes, or papayas?

			Frequency	% of total	% of valid
Valid	0	no	12268	83.24%	83.25%
	1	yes	2468	16.75%	16.75%
Total			14,736	99.99%	100%
Missing	8	don't know	2	0.01%	
	Total		2	0.01%	

Valid	Invalid	Minimum	Maximum
14736	2	0	1

H2NU13 - S4Q13 ORANGES/CITRUS FRUIT-W2

Type	Code
Measurement Unit	numeric
H2NU13	13. Yesterday, did you eat oranges, grapefruit, tangerines, or kiwis?

			Frequency	% of total	% of valid
Valid	0	no	11163	75.74%	75.75%
	1	yes	3573	24.24%	24.25%
		Total	14,736	99.99%	100%
Missing	8	don't know	2	0.01%	
	Total		2	0.01%	

Valid	Invalid	Minimum	Maximum
14736	2	0	1

H2NU14 - S4Q14 PEACHES/PLUMS/APRICOTS-W2

Type	Code
Measurement Unit	numeric
H2NU14	14. Yesterday, did you eat peaches, plums, nectarines, or apricots?

			Frequency	% of total	% of valid
Valid	0	no	12747	86.49%	86.5%
	1	yes	1989	13.5%	13.5%
		Total	14,736	99.99%	100%
Missing	8	don't know	2	0.01%	
	Total		2	0.01%	

Valid	Invalid	Minimum	Maximum
14736	2	0	1

H2NU15 - S4Q15 RAISINS/DRIED FRUIT-W2

Type	Code
Measurement Unit	numeric
H2NU15	15. Yesterday, did you eat raisins or dried fruit?

			Frequency	% of total	% of valid
Valid	0	no	13339	90.51%	90.53%
	1	yes	1396	9.47%	9.47%
		Total	14,735	99.98%	100%
Missing	8	don't know	3	0.02%	
	Total		3	0.02%	

Valid	Invalid	Minimum	Maximum
14735	3	0	1



Type	Code
Measurement Unit	numeric
H2NU16	16. Yesterday, did you eat mixed vegetables, or acorn, hubbard, or winter squash?

			Frequency	% of total	% of valid
Valid	0	no	10882	73.84%	73.85%
	1	yes	3853	26.14%	26.15%
	Total		14,735	99.98%	100%
Missing	8	don't know	3	0.02%	
	Total		3	0.02%	

Valid	Invalid	Minimum	Maximum
14735	3	0	1



Type	Code
Measurement Unit	numeric
H2NU17	17. Yesterday, did you eat avocados?

			Frequency	% of total	% of valid
Valid	0	no	14104	95.7%	95.72%
	1	yes	630	4.27%	4.28%
	Total		14,734	99.97%	100%
Missing	8	don't know	4	0.03%	
	Total		4	0.03%	

Valid	Invalid	Minimum	Maximum
14734	4	0	1



Type	Code
Measurement Unit	numeric
H2NU18	18. Yesterday, did you eat string beans, green beans, peas, or snow peas?

			Frequency	% of total	% of valid
Valid	0	no	10547	71.56%	71.59%
	1	yes	4185	28.4%	28.41%

		Total	14,732	99.96%	100%
Missing	8	don't know	6	0.04%	
		Total	6	0.04%	

Valid	Invalid	Minimum	Maximum
14732	6	0	1

Type	Code
Measurement Unit	numeric
H2NU19	19. Yesterday, did you eat cabbage or bok choy?

			Frequency	% of total	% of valid
Valid	0	no	13601	92.29%	92.3%
	1	yes	1135	7.7%	7.7%
		Total	14,736	99.99%	100%
Missing	8	don't know	2	0.01%	
		Total	2	0.01%	

Valid	Invalid	Minimum	Maximum
14736	2	0	1

Type	Code
Measurement Unit	numeric
H2NU20	20. Yesterday, did you eat broccoli?

			Frequency	% of total	% of valid
Valid	0	no	12549	85.15%	85.16%
	1	yes	2187	14.84%	14.84%
		Total	14,736	99.99%	100%
Missing	8	don't know	2	0.01%	
		Total	2	0.01%	

Valid	Invalid	Minimum	Maximum
14736	2	0	1

Type	Code
------	------

Measurement Unit	numeric
H2NU21	21. Yesterday, did you eat carrots?

			Frequency	% of total	% of valid
Valid	0	no	11455	77.72%	77.73%
	1	yes	3281	22.26%	22.27%
Total			14,736	99.99%	100%
Missing	8	don't know	2	0.01%	
	Total		2	0.01%	

Valid	Invalid	Minimum	Maximum
14736	2	0	1

H2NU22 - S4Q22 DRIED BEANS/LENTILS/SOYBEANS-W2

Type	Code
Measurement Unit	numeric
H2NU22	22. Yesterday, did you eat dried beans, peas, lentils, black beans, or soybeans?

			Frequency	% of total	% of valid
Valid	0	no	12423	84.29%	84.32%
	1	yes	2311	15.68%	15.68%
Total			14,734	99.97%	100%
Missing	8	don't know	4	0.03%	
	Total		4	0.03%	

Valid	Invalid	Minimum	Maximum
14734	4	0	1

H2NU23 - S4Q23 FIELD PEAS/CHICK PEAS/LIMA BEANS-W

Type	Code
Measurement Unit	numeric
H2NU23	23. Yesterday, did you eat field peas, chick peas, or lima beans?

			Frequency	% of total	% of valid
Valid	0	no	13996	94.97%	94.98%
	1	yes	739	5.01%	5.02%
Total			14,735	99.98%	100%
Missing	8	don't know	3	0.02%	
	Total		3	0.02%	

Valid	Invalid	Minimum	Maximum
14735	3	0	1

Type	Code
Measurement Unit	numeric
H2NU24	24. Yesterday, did you eat kale, beet greens, mustard greens, turnip greens, or collard greens?

			Frequency	% of total	% of valid
Valid	0	no	13920	94.45%	94.47%
	1	yes	815	5.53%	5.53%
	Total		14,735	99.98%	100%
Missing	8	don't know	3	0.02%	
	Total		3	0.02%	

Valid	Invalid	Minimum	Maximum
14735	3	0	1

Type	Code
Measurement Unit	numeric
H2NU25	25. Yesterday, did you eat lettuce or tossed salad?

			Frequency	% of total	% of valid
Valid	0	no	7234	49.08%	49.1%
	1	yes	7500	50.89%	50.9%
	Total		14,734	99.97%	100%
Missing	8	don't know	4	0.03%	
	Total		4	0.03%	

Valid	Invalid	Minimum	Maximum
14734	4	0	1

Type	Code
Measurement Unit	numeric
H2NU26	26. Yesterday, did you eat spinach?

			Frequency	% of total	% of valid
--	--	--	-----------	------------	------------

Valid	0	no	14129	95.87%	95.88%
	1	yes	607	4.12%	4.12%
		Total	14,736	99.99%	100%
Missing	8	don't know	2	0.01%	
		Total	2	0.01%	

Valid	Invalid	Minimum	Maximum
14736	2	0	1

Type	Code
Measurement Unit	numeric
H2NU27	27. Yesterday, did you eat tomatoes?

			Frequency	% of total	% of valid
Valid	0	no	9239	62.69%	62.7%
	1	yes	5496	37.29%	37.3%
		Total	14,735	99.98%	100%
Missing	8	don't know	3	0.02%	
		Total	3	0.02%	

Valid	Invalid	Minimum	Maximum
14735	3	0	1

Type	Code
Measurement Unit	numeric
H2NU28	28. Yesterday, did you eat tofu?

			Frequency	% of total	% of valid
Valid	0	no	14530	98.59%	98.64%
	1	yes	200	1.36%	1.36%
		Total	14,730	99.95%	100%
Missing	8	don't know	8	0.05%	
		Total	8	0.05%	

Valid	Invalid	Minimum	Maximum
14730	8	0	1

 H2NU29 - S4Q29 YAMS/SWEET POTATOES-W2

Type	Code
Measurement Unit	numeric
H2NU29	29. Yesterday, did you eat yams or sweet potatoes?

			Frequency	% of total	% of valid
Valid	0	no	13926	94.49%	94.5%
	1	yes	810	5.5%	5.5%
Total			14,736	99.99%	100%
Missing	8	don't know	2	0.01%	
	Total		2	0.01%	

Valid	Invalid	Minimum	Maximum
14736	2	0	1

 H2NU30 - S4Q30 ZUCCHINI/SUMMER SQUASH-W2

Type	Code
Measurement Unit	numeric
H2NU30	30. Yesterday, did you eat zucchini, summer squash, eggplants, bell peppers, or asparagus?

			Frequency	% of total	% of valid
Valid	0	no	13204	89.59%	89.6%
	1	yes	1532	10.39%	10.4%
Total			14,736	99.99%	100%
Missing	8	don't know	2	0.01%	
	Total		2	0.01%	

Valid	Invalid	Minimum	Maximum
14736	2	0	1

 H2NU31 - S4Q31 BREAKFAST CEREAL-W2

Type	Code
Measurement Unit	numeric
H2NU31	31. Yesterday, did you eat breakfast cereal?

			Frequency	% of total	% of valid
Valid	0	no	6932	47.03%	47.05%
	1	yes	7802	52.94%	52.95%

		Total	14,734	99.97%	100%
Missing	8	don't know	4	0.03%	
		Total	4	0.03%	

Valid	Invalid	Minimum	Maximum
14734	4	0	1

Type	Code
Measurement Unit	numeric
H2NU32	32. Yesterday, did you eat breakfast bars or breakfast tarts?

			Frequency	% of total	% of valid
Valid	0	no	12666	85.94%	85.96%
	1	yes	2069	14.04%	14.04%
		Total	14,735	99.98%	100%
Missing	8	don't know	3	0.02%	
		Total	3	0.02%	

Valid	Invalid	Minimum	Maximum
14735	3	0	1

Type	Code
Measurement Unit	numeric
H2NU33	33. What type of breakfast bars or breakfast tarts did you eat?

			Frequency	% of total	% of valid
Valid	1	regular	1303	8.84%	63.31%
	2	low-fat or fat-free	567	3.85%	27.55%
	3	some of each	188	1.28%	9.14%
		Total	2,058	13.96%	100%
Missing	7	legitimate skip	12669	85.96%	
	8	don't know	11	0.07%	
		Total	12,680	86.04%	

Valid	Invalid	Minimum	Maximum
2058	12680	1	3

 H2NU34 - S4Q34 DOUGHNUTS/MUFFINS/PASTRIES-W2

Type	Code
Measurement Unit	numeric
H2NU34	34. Yesterday, did you eat doughnuts, sweet rolls, muffins, or pastries?

			Frequency	% of total	% of valid
Valid	0	no	10516	71.35%	71.36%
	1	yes	4220	28.63%	28.64%
Total			14,736	99.99%	100%
Missing	8	don't know	2	0.01%	
	Total		2	0.01%	

Valid	Invalid	Minimum	Maximum
14736	2	0	1

 H2NU35 - S4Q35 WERE THEY REG/LOW-FAT/BOTH-W2

Type	Code
Measurement Unit	numeric
H2NU35	35. What type of doughnuts, sweet rolls, muffins, or pastries did you eat?

			Frequency	% of total	% of valid
Valid	1	regular	3697	25.08%	88.21%
	2	low-fat or fat-free	210	1.42%	5.01%
	3	some of each	284	1.93%	6.78%
Total			4,191	28.44%	100%
Missing	6	refused	1	0.01%	
	7	legitimate skip	10518	71.37%	
	8	don't know	28	0.19%	
Total			10,547	71.56%	

Valid	Invalid	Minimum	Maximum
4191	10547	1	3

 H2NU36 - S4Q36 HOT DOGS-W2

Type	Code
Measurement Unit	numeric
H2NU36	36. Yesterday, did you eat hot dogs or frankfurters?

			Frequency	% of total	% of valid
--	--	--	-----------	------------	------------

Valid	0	no	12295	83.42%	83.44%
	1	yes	2440	16.56%	16.56%
		Total	14,735	99.98%	100%
Missing	8	don't know	3	0.02%	
		Total	3	0.02%	

Valid	Invalid	Minimum	Maximum
14735	3	0	1

Type	Code
Measurement Unit	numeric
H2NU37	37. What type of hot dogs or frankfurters did you eat?

			Frequency	% of total	% of valid
Valid	1	regular	2136	14.49%	89.41%
	2	low-fat	154	1.04%	6.45%
	3	some of each	99	0.67%	4.14%
		Total	2,389	16.21%	100%
Missing	7	legitimate skip	12298	83.44%	
	8	don't know	51	0.35%	
		Total	12,349	83.79%	

Valid	Invalid	Minimum	Maximum
2389	12349	1	3

Type	Code
Measurement Unit	numeric
H2NU38	38. Yesterday, did you eat ground meat or hamburger?

			Frequency	% of total	% of valid
Valid	0	no	7883	53.49%	53.51%
	1	yes	6850	46.48%	46.49%
		Total	14,733	99.97%	100%
Missing	8	don't know	5	0.03%	
		Total	5	0.03%	

Valid	Invalid	Minimum	Maximum
14733	5	0	1

 H2NU39 - S4Q39 REG/LEAN/EXTRA LEAN-W2

Type	Code
Measurement Unit	numeric
H2NU39	39. What type of ground meat or hamburger did you eat?

			Frequency	% of total	% of valid
Valid	1	regular (30%)	5419	36.77%	82.51%
	2	lean (20% fat)	946	6.42%	14.4%
	3	extra lean (10% fat)	203	1.38%	3.09%
		Total	6,568	44.57%	100%
Missing	6	refused	4	0.03%	
	7	legitimate skip	7888	53.52%	
	8	don't know	278	1.89%	
		Total	8,170	55.43%	


Valid	Invalid	Minimum	Maximum
6568	8170	1	3

 H2NU40 - S4Q40 ROAST BEEF/STEAK/LAMB/PORK-W2

Type	Code
Measurement Unit	numeric
H2NU40	40. Yesterday, did you eat roast beef, steak, pork, or lamb?

			Frequency	% of total	% of valid
Valid	0	no	10686	72.51%	72.52%
	1	yes	4049	27.47%	27.48%
		Total	14,735	99.98%	100%
Missing	8	don't know	3	0.02%	
		Total	3	0.02%	

Valid	Invalid	Minimum	Maximum
14735	3	0	1

 H2NU41 - S4Q41 PIZZA-W2

Type	Code
Measurement Unit	numeric
H2NU41	41. Yesterday, did you eat pizza?

			Frequency	% of total	% of valid
--	--	--	-----------	------------	------------

Valid	0	no	11106	75.36%	75.37%
	1	yes	3630	24.63%	24.63%
		Total	14,736	99.99%	100%
Missing	8	don't know	2	0.01%	
		Total	2	0.01%	

Valid	Invalid	Minimum	Maximum
14736	2	0	1

Type	Code
Measurement Unit	numeric
H2NU42	42. What type of pizza did you eat?

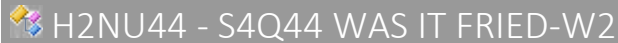
			Frequency	% of total	% of valid
Valid	1	plain cheese	922	6.26%	25.42%
	2	sausage, pepperoni or meat	2581	17.51%	71.16%
	3	vegetarian	124	0.84%	3.42%
		Total	3,627	24.61%	100%
Missing	7	legitimate skip	11108	75.37%	
	8	don't know	3	0.02%	
		Total	11,111	75.39%	

Valid	Invalid	Minimum	Maximum
3627	11111	1	3

Type	Code
Measurement Unit	numeric
H2NU43	43. Yesterday, did you eat chicken or turkey?

			Frequency	% of total	% of valid
Valid	0	no	9102	61.76%	61.77%
	1	yes	5634	38.23%	38.23%
		Total	14,736	99.99%	100%
Missing	8	don't know	2	0.01%	
		Total	2	0.01%	

Valid	Invalid	Minimum	Maximum
14736	2	0	1



Type	Code
Measurement Unit	numeric
H2NU44	44. Was the chicken or turkey you ate fried?

			Frequency	% of total	% of valid
Valid	0	no	3327	22.57%	59.17%
	1	yes	2115	14.35%	37.61%
	2	some yes, some no	181	1.23%	3.22%
Total			5,623	38.15%	100%
Missing	7	legitimate skip	9104	61.77%	
	8	don't know	11	0.07%	
	Total		9,115	61.85%	

Valid	Invalid	Minimum	Maximum
5623	9115	0	2



Type	Code
Measurement Unit	numeric
H2NU45	45. Yesterday, did you eat canned tuna fish?

			Frequency	% of total	% of valid
Valid	0	no	13879	94.17%	94.18%
	1	yes	857	5.81%	5.82%
	Total		14,736	99.99%	100%
Missing	8	don't know	2	0.01%	
	Total		2	0.01%	

Valid	Invalid	Minimum	Maximum
14736	2	0	1



Type	Code
Measurement Unit	numeric
H2NU46	46. What type of canned tuna fish did you eat?

			Frequency	% of total	% of valid
--	--	--	-----------	------------	------------

Valid	1	water-packed	623	4.23%	75.24%
	2	oil-packed	131	0.89%	15.82%
	3	some of each	74	0.5%	8.94%
		Total	828	5.62%	100%
Missing	6	refused	2	0.01%	
	7	legitimate skip	13881	94.19%	
	8	don't know	27	0.18%	
		Total	13,910	94.38%	

Valid	Invalid	Minimum	Maximum
828	13910	1	3

Type	Code
Measurement Unit	numeric
H2NU47	47. How was the canned tuna fish prepared?

			Frequency	% of total	% of valid
Valid	1	plain	117	0.79%	13.67%
	2	with mayonnaise, like tuna salad	611	4.15%	71.38%
	3	with noodles, like tuna casserole	54	0.37%	6.31%
	4	some other way	74	0.5%	8.64%
		Total	856	5.81%	100%
Missing	7	legitimate skip	13881	94.19%	
	8	don't know	1	0.01%	
		Total	13,882	94.19%	

Valid	Invalid	Minimum	Maximum
856	13882	1	4

Type	Code
Measurement Unit	numeric
H2NU48	48. Yesterday, did you eat other fish or seafood?

			Frequency	% of total	% of valid
Valid	0	no	13451	91.27%	91.29%
	1	yes	1284	8.71%	8.71%
		Total	14,735	99.98%	100%
Missing	8	don't know	3	0.02%	

		Total	3	0.02%	
--	--	-------	---	-------	--

Valid	Invalid	Minimum	Maximum
14735	3	0	1

Type	Code
Measurement Unit	numeric
H2NU49	49. Was the fish or seafood you ate fried?

			Frequency	% of total	% of valid
Valid	0	no	590	4%	46.06%
	1	yes	611	4.15%	47.7%
	2	some yes, some no	80	0.54%	6.25%
		Total	1,281	8.69%	100%
Missing	7	legitimate skip	13454	91.29%	
	8	don't know	3	0.02%	
		Total	13,457	91.31%	

Valid	Invalid	Minimum	Maximum
1281	13457	0	2

Type	Code
Measurement Unit	numeric
H2NU50	50. Yesterday, did you eat cold cuts, luncheon meats, or ham?

			Frequency	% of total	% of valid
Valid	0	no	9517	64.57%	64.59%
	1	yes	5218	35.41%	35.41%
		Total	14,735	99.98%	100%
Missing	8	don't know	3	0.02%	
		Total	3	0.02%	

Valid	Invalid	Minimum	Maximum
14735	3	0	1

Type	Code
------	------

Measurement Unit	numeric
H2NU51	51. Yesterday, did you eat bacon, sausage, or chorizo?

			Frequency	% of total	% of valid
Valid	0	no	12084	81.99%	82%
	1	yes	2652	17.99%	18%
Total			14,736	99.99%	100%
Missing	8	don't know	2	0.01%	
	Total		2	0.01%	

Valid	Invalid	Minimum	Maximum
14736	2	0	1

H2NU52 - S4Q52 EGGS-W2

Type	Code
Measurement Unit	numeric
H2NU52	52. Yesterday, did you eat eggs?

			Frequency	% of total	% of valid
Valid	0	no	11506	78.07%	78.08%
	1	yes	3230	21.92%	21.92%
Total			14,736	99.99%	100%
Missing	8	don't know	2	0.01%	
	Total		2	0.01%	

Valid	Invalid	Minimum	Maximum
14736	2	0	1

H2NU53 - S4Q53 YOGURT/COTTAGE CHEESE-W2

Type	Code
Measurement Unit	numeric
H2NU53	53. Yesterday, did you eat yogurt or cottage cheese?

			Frequency	% of total	% of valid
Valid	0	no	13168	89.35%	89.37%
	1	yes	1567	10.63%	10.63%
Total			14,735	99.98%	100%
Missing	6	refused	1	0.01%	
	8	don't know	2	0.01%	
Total			3	0.02%	

Valid	Invalid	Minimum	Maximum
14735	3	0	1

H2NU54 - S4Q54 WAS IT REG/LOW-FAT/BOTH-W2

Type	Code
Measurement Unit	numeric
H2NU54	54. What type of yogurt or cottage cheese did you eat?

			Frequency	% of total	% of valid
Valid	1	regular	670	4.55%	43.14%
	2	low-fat or fat-free	820	5.56%	52.8%
	3	some of each	63	0.43%	4.06%
Total			1,553	10.54%	100%
Missing	7	legitimate skip	13171	89.37%	
	8	don't know	14	0.09%	
Total			13,185	89.46%	

Valid	Invalid	Minimum	Maximum
1553	13185	1	3

H2NU55 - S4Q55 CHEESE-W2

Type	Code
Measurement Unit	numeric
H2NU55	55. Yesterday, did you eat cheese, processed cheese, or cheese spreads?

			Frequency	% of total	% of valid
Valid	0	no	7474	50.71%	50.73%
	1	yes	7259	49.25%	49.27%
Total			14,733	99.97%	100%
Missing	8	don't know	5	0.03%	
	Total		5	0.03%	

Valid	Invalid	Minimum	Maximum
14733	5	0	1

H2NU56 - S4Q56 WAS IT REG/LOW-FAT/BOTH-W2

Type	Code
Measurement Unit	numeric
H2NU56	56. What type of cheese did you eat?

			Frequency	% of total	% of valid
Valid	1	regular	6041	40.99%	84.38%
	2	low-fat or fat-free	756	5.13%	10.56%
	3	some of each	362	2.46%	5.06%
		Total	7,159	48.58%	100%
Missing	6	refused	1	0.01%	
	7	legitimate skip	7479	50.75%	
	8	don't know	99	0.67%	
		Total	7,579	51.42%	

Valid	Invalid	Minimum	Maximum
7159	7579	1	3

H2NU57 - S4Q57 BREAD-W2

Type	Code
Measurement Unit	numeric
H2NU57	57. Yesterday, did you eat bread, rolls, bagels, tortillas, crackers, or English muffins?

			Frequency	% of total	% of valid
Valid	0	no	3615	24.53%	24.53%
	1	yes	11121	75.46%	75.47%
		Total	14,736	99.99%	100%
Missing	8	don't know	2	0.01%	
			Total	2	0.01%

Valid	Invalid	Minimum	Maximum
14736	2	0	1

H2NU58 - S4Q58 PASTA-W2

Type	Code
Measurement Unit	numeric
H2NU58	58. Yesterday, did you eat spaghetti, pasta, or noodles?

			Frequency	% of total	% of valid
Valid	0	no	11231	76.2%	76.21%
	1	yes	3505	23.78%	23.79%
		Total	14,736	99.99%	100%
Missing	8	don't know	2	0.01%	
			Total	2	0.01%

Valid	Invalid	Minimum	Maximum
14736	2	0	1

Type	Code
Measurement Unit	numeric
H2NU59	59. Yesterday, did you eat rice?

			Frequency	% of total	% of valid
Valid	0	no	10981	74.51%	74.52%
	1	yes	3755	25.48%	25.48%
		Total	14,736	99.99%	100%
Missing	8	don't know	2	0.01%	
		Total	2	0.01%	

Valid	Invalid	Minimum	Maximum
14736	2	0	1

Type	Code
Measurement Unit	numeric
H2NU60	60. Yesterday, did you eat french fries?

			Frequency	% of total	% of valid
Valid	0	no	9979	67.71%	67.72%
	1	yes	4757	32.28%	32.28%
		Total	14,736	99.99%	100%
Missing	8	don't know	2	0.01%	
		Total	2	0.01%	

Valid	Invalid	Minimum	Maximum
14736	2	0	1

Type	Code
Measurement Unit	numeric
H2NU61	61. Yesterday, did you eat other potatoes?

			Frequency	% of total	% of valid
--	--	--	-----------	------------	------------

Valid	0	no	11845	80.37%	80.39%
	1	yes	2889	19.6%	19.61%
		Total	14,734	99.97%	100%
Missing	8	don't know	4	0.03%	
		Total	4	0.03%	

Valid	Invalid	Minimum	Maximum
14734	4	0	1

H2NU62 - S4Q62 POTATO CHIPS/POPCORN/PRETZEL-W2

Type	Code
Measurement Unit	numeric
H2NU62	62. Yesterday, did you eat potato chips, corn chips, tortilla chips, pretzels, or popcorn?

			Frequency	% of total	% of valid
Valid	0	no	7319	49.66%	49.67%
	1	yes	7416	50.32%	50.33%
		Total	14,735	99.98%	100%
Missing	8	don't know	3	0.02%	
		Total	3	0.02%	

Valid	Invalid	Minimum	Maximum
14735	3	0	1

H2NU63 - S4Q63 COOKIES/BROWNIES-W2

Type	Code
Measurement Unit	numeric
H2NU63	63. Yesterday, did you eat cookies, brownies, cake or pie?

			Frequency	% of total	% of valid
Valid	0	no	8926	60.56%	60.58%
	1	yes	5809	39.42%	39.42%
		Total	14,735	99.98%	100%
Missing	8	don't know	3	0.02%	
		Total	3	0.02%	

Valid	Invalid	Minimum	Maximum
14735	3	0	1

 H2NU64 - S4Q64 WERE THEY REG/LOW-FAT/BOTH-W2

Type	Code
Measurement Unit	numeric
H2NU64	64. What type of cookies, brownies, cake or pie did you eat?

			Frequency	% of total	% of valid
Valid	1	regular	5062	34.35%	87.93%
	2	low-fat or fat-free	367	2.49%	6.37%
	3	some of each	328	2.23%	5.7%
		Total	5,757	39.06%	100%
Missing	7	legitimate skip	8929	60.58%	
	8	don't know	52	0.35%	
		Total	8,981	60.94%	


Valid	Invalid	Minimum	Maximum
5757	8981	1	3

 H2NU65 - S4Q65 PEANUT BUTTER/NUTS-W2

Type	Code
Measurement Unit	numeric
H2NU65	65. Yesterday, did you eat peanut butter, peanuts, or other nuts?

			Frequency	% of total	% of valid
Valid	0	no	12489	84.74%	84.75%
	1	yes	2247	15.25%	15.25%
		Total	14,736	99.99%	100%
Missing	8	don't know	2	0.01%	
		Total	2	0.01%	

Valid	Invalid	Minimum	Maximum
14736	2	0	1

 H2NU66 - S4Q66 ICE CREAM-W2

Type	Code
Measurement Unit	numeric
H2NU66	66. Yesterday, did you eat ice cream?

			Frequency	% of total	% of valid
--	--	--	-----------	------------	------------

Valid	0	no	10404	70.59%	70.6%
	1	yes	4332	29.39%	29.4%
		Total	14,736	99.99%	100%
Missing	8	don't know	2	0.01%	
		Total	2	0.01%	

Valid	Invalid	Minimum	Maximum
14736	2	0	1

Type	Code
Measurement Unit	numeric
H2NU67	67. What type of ice cream did you eat?

			Frequency	% of total	% of valid
Valid	1	regular	3657	24.81%	85.07%
	2	low-fat or fat-free	519	3.52%	12.07%
	3	some	123	0.83%	2.86%
		Total	4,299	29.17%	100%
Missing	7	legitimate skip	10406	70.61%	
	8	don't know	33	0.22%	
		Total	10,439	70.83%	

Valid	Invalid	Minimum	Maximum
4299	10439	1	3

Type	Code
Measurement Unit	numeric
H2NU68	68. Yesterday, did you eat frozen yogurt?

			Frequency	% of total	% of valid
Valid	0	no	14127	95.85%	95.87%
	1	yes	609	4.13%	4.13%
		Total	14,736	99.99%	100%
Missing	8	don't know	2	0.01%	
		Total	2	0.01%	

Valid	Invalid	Minimum	Maximum
14736	2	0	1

 H2NU69 - S4Q69 WAS IT REG/LOW-FAT/BOTH-W2

Type	Code
Measurement Unit	numeric
H2NU69	69. What type of frozen yogurt did you eat?

			Frequency	% of total	% of valid
Valid	1	regular	242	1.64%	39.93%
	2	low-fat or fat-free	341	2.31%	56.27%
	3	some of each	23	0.16%	3.8%
		Total	606	4.11%	100%
Missing	7	legitimate skip	14129	95.87%	
	8	don't know	3	0.02%	
		Total	14,132	95.89%	

Valid	Invalid	Minimum	Maximum
606	14132	1	3

 H2NU70 - S4Q70 CHOCOLATE BARS/CANDY-W2

Type	Code
Measurement Unit	numeric
H2NU70	70. Yesterday, did you eat chocolate bars or candy?

			Frequency	% of total	% of valid
Valid	0	no	10457	70.95%	70.97%
	1	yes	4278	29.03%	29.03%
		Total	14,735	99.98%	100%
Missing	8	don't know	3	0.02%	
		Total	3	0.02%	

Valid	Invalid	Minimum	Maximum
14735	3	0	1

 H2NU71 - S4Q71 BUTTER/MARGARINE-W2

Type	Code
Measurement Unit	numeric
H2NU71	71. With anything you ate, including sandwiches, did you use butter or margarine?

			Frequency	% of total	% of valid
--	--	--	-----------	------------	------------

Valid	0	no	9852	66.85%	66.92%
	1	yes	4870	33.04%	33.08%
		Total	14,722	99.89%	100%
Missing	8	don't know	16	0.11%	
		Total	16	0.11%	

Valid	Invalid	Minimum	Maximum
14722	16	0	1

Type	Code
Measurement Unit	numeric
H2NU72	72. What type of butter or margarine did you use?

			Frequency	% of total	% of valid
Valid	1	regular	3732	25.32%	77.49%
	2	low-fat	883	5.99%	18.33%
	3	some of each	201	1.36%	4.17%
		Total	4,816	32.68%	100%
Missing	7	legitimate skip	9868	66.96%	
	8	don't know	54	0.37%	
		Total	9,922	67.32%	

Valid	Invalid	Minimum	Maximum
4816	9922	1	3

Type	Code
Measurement Unit	numeric
H2NU73	73. With anything you ate, including sandwiches, did you use salad dressing?

			Frequency	% of total	% of valid
Valid	0	no	10374	70.39%	70.4%
	1	yes	4361	29.59%	29.6%
		Total	14,735	99.98%	100%
Missing	8	don't know	3	0.02%	
		Total	3	0.02%	

Valid	Invalid	Minimum	Maximum
14735	3	0	1

 H2NU74 - S4Q74 WAS IT REG/LOW-FAT/BOTH-W2

Type	Code
Measurement Unit	numeric
H2NU74	74. What type of salad dressing did you use?

			Frequency	% of total	% of valid
Valid	1	regular	2938	19.93%	67.88%
	2	low-fat or fat-free	1272	8.63%	29.39%
	3	some of each	118	0.8%	2.73%
Total			4,328	29.37%	100%
Missing	7	legitimate skip	10377	70.41%	
	8	don't know	33	0.22%	
	Total		10,410	70.63%	

Valid	Invalid	Minimum	Maximum
4328	10410	1	3

 H2NU75 - S4Q75 MAYONNAISE-W2

Type	Code
Measurement Unit	numeric
H2NU75	75. With anything you ate yesterday, including sandwiches, did you use mayonnaise or sandwich spread?

			Frequency	% of total	% of valid
Valid	0	no	9041	61.34%	61.36%
	1	yes	5693	38.63%	38.64%
Total			14,734	99.97%	100%
Missing	8	don't know	4	0.03%	
	Total		4	0.03%	

Valid	Invalid	Minimum	Maximum
14734	4	0	1

 H2NU76 - S4Q76 WAS IT REG/LOW-FAT/BOTH-W2

Type	Code
Measurement Unit	numeric
H2NU76	76. What type of mayonnaise or sandwich spread did you eat?

			Frequency	% of total	% of valid
--	--	--	-----------	------------	------------

Valid	1	regular	4611	31.29%	81.78%
	2	low-fat or fat-free	893	6.06%	15.84%
	3	some of each	134	0.91%	2.38%
		Total	5,638	38.25%	100%
Missing	7	legitimate skip	9045	61.37%	
	8	don't know	55	0.37%	
		Total	9,100	61.75%	

Valid	Invalid	Minimum	Maximum
5638	9100	1	3

Type	Code
Measurement Unit	numeric
H2NU77	77. In the last seven days, on how many days did you eat at a fast food type place--McDonald's, Kentucky Fried Chicken, Pizza Hut, Taco Bell, etc.?

			Frequency	% of total	% of valid
Valid	0	0 days	2347	15.92%	15.94%
	1	1 day	3660	24.83%	24.86%
	2	2 days	3423	23.23%	23.25%
	3	3 days	2382	16.16%	16.18%
	4	4 days	1205	8.18%	8.18%
	5	5 days	823	5.58%	5.59%
	6	6 days	242	1.64%	1.64%
	7	7 days	643	4.36%	4.37%
		Total	14,725	99.91%	100%
Missing	.	missing	1	0.01%	
	8	don't know	12	0.08%	
		Total	13	0.09%	

Valid	Invalid	Minimum	Maximum
14725	13	0	7

Type	Code
Measurement Unit	numeric
H2NU78	78. In the last seven days, on how many days did you eat breakfast?

			Frequency	% of total	% of valid
--	--	--	-----------	------------	------------

Valid	0	0 days	2029	13.77%	13.78%
	1	1 day	1017	6.9%	6.91%
	2	2 days	1524	10.34%	10.35%
	3	3 days	1617	10.97%	10.98%
	4	4 days	1253	8.5%	8.51%
	5	5 days	1418	9.62%	9.63%
	6	6 days	680	4.61%	4.62%
	7	7 days	5190	35.22%	35.24%
		Total	14,728	99.93%	100%
Missing	96	refused	1	0.01%	
	98	don't know	9	0.06%	
		Total	10	0.07%	

Valid	Invalid	Minimum	Maximum
14728	10	0	7

H2NU79 - S4Q79 LAST WK, EAT LUNCH-W2

Type	Code
Measurement Unit	numeric
H2NU79	79. In the last seven days, on how many days did you eat lunch?

			Frequency	% of total	% of valid
Valid	0	0 days	765	5.19%	5.19%
	1	1 day	312	2.12%	2.12%
	2	2 days	637	4.32%	4.32%
	3	3 days	848	5.75%	5.76%
	4	4 days	968	6.57%	6.57%
	5	5 days	1650	11.2%	11.2%
	6	6 days	769	5.22%	5.22%
	7	7 days	8780	59.57%	59.61%
		Total	14,729	99.94%	100%
Missing	96	refused	1	0.01%	
	98	don't know	8	0.05%	
		Total	9	0.06%	

Valid	Invalid	Minimum	Maximum
14729	9	0	7

H2NU80 - S4Q80 LAST WK, EAT SUPPER-W2

Type	Code
------	------

Measurement Unit	numeric
H2NU80	80. In the last seven days, on how many days did you eat dinner/supper?

			Frequency	% of total	% of valid
Valid	0	0 days	263	1.78%	1.79%
	1	1 day	135	0.92%	0.92%
	2	2 days	216	1.47%	1.47%
	3	3 days	430	2.92%	2.92%
	4	4 days	563	3.82%	3.82%
	5	5 days	1056	7.17%	7.17%
	6	6 days	829	5.62%	5.63%
	7	7 days	11237	76.25%	76.29%
Total			14,729	99.94%	100%
Missing	96	refused	1	0.01%	
	98	don't know	8	0.05%	
	Total			9	0.06%

Valid	Invalid	Minimum	Maximum
14729	9	0	7

H2NU81 - S4Q81 TAKE VITAMINS-W2

Type	Code
Measurement Unit	numeric
H2NU81	81. Do you currently take vitamins or minerals?

			Frequency	% of total	% of valid
Valid	0	no	11285	76.57%	76.6%
	1	yes	3447	23.39%	23.4%
	Total			14,732	99.96%
Missing	6	refused	2	0.01%	
	8	don't know	4	0.03%	
	Total			6	0.04%

Valid	Invalid	Minimum	Maximum
14732	6	0	1

H2NU82 - S4Q82 LAST 7 DAYS, TAKEN VITAMINS-W2

Type	Code
Measurement Unit	numeric

H2NU82	82. In the last seven days, on how many days did you take vitamins or minerals?
--------	---

			Frequency	% of total	% of valid
Valid	1	1 day	170	1.15%	4.95%
	2	2 days	278	1.89%	8.09%
	3	3 days	415	2.82%	12.08%
	4	4 days	392	2.66%	11.41%
	5	5 days	471	3.2%	13.71%
	6	6 days	180	1.22%	5.24%
	7	7 days	1530	10.38%	44.53%
		Total	3,436	23.31%	100%
Missing	96	refused	1	0.01%	
	97	legitimate skip	11291	76.61%	
	98	don't know	10	0.07%	
		Total	11,302	76.69%	

Valid	Invalid	Minimum	Maximum
3436	11302	1	7

H2UV1 - S5Q1 WEAR A HAT/LONG SLEEVES-W2

Type	Code
Measurement Unit	numeric
H2UV1	1. When you go outside on a sunny day for more than one hour, how likely are you to wear a wide-brimmed hat or a long-sleeved shirt that protects you from the sun?

			Frequency	% of total	% of valid
Valid	1	very likely	1678	11.39%	11.39%
	2	somewhat likely	2296	15.58%	15.59%
	3	unlikely	10753	72.96%	73.02%
		Total	14,727	99.93%	100%
Missing	6	refused	1	0.01%	
	8	don't know	10	0.07%	
		Total	11	0.07%	

Valid	Invalid	Minimum	Maximum
14727	11	1	3

H2UV2 - S5Q2 STAY IN SHADE/AVOID SUN-W2

Type	Code
------	------

Measurement Unit	numeric
H2UV2	2. When you go outside on a sunny day for more than one hour, how likely are you to stay in the shade to avoid the sun?

			Frequency	% of total	% of valid
Valid	1	very likely	3850	26.12%	26.14%
	2	somewhat likely	5079	34.46%	34.48%
	3	unlikely	5802	39.37%	39.39%
Total			14,731	99.95%	100%
Missing	6	refused	1	0.01%	
	8	don't know	6	0.04%	
Total			7	0.05%	

Valid	Invalid	Minimum	Maximum
14731	7	1	3

H2UV3 - S5Q3 USE SUNSCREEN/SUNBLOCK-W2

Type	Code
Measurement Unit	numeric
H2UV3	3. When you go outside on a sunny day for more than one hour, how likely are you to use sunscreen or sunblock?

			Frequency	% of total	% of valid
Valid	1	very likely	2190	14.86%	14.87%
	2	somewhat likely	3255	22.09%	22.1%
	3	unlikely	9285	63%	63.03%
Total			14,730	99.95%	100%
Missing	6	refused	1	0.01%	
	8	don't know	7	0.05%	
Total			8	0.05%	

Valid	Invalid	Minimum	Maximum
14730	8	1	3

H2UV4 - S5Q4 EFFECT OF SUN W/O SUNSCREEN-W2

Type	Code
Measurement Unit	numeric
H2UV4	4. After several months of not being in the sun, when you go out in the sun without sunscreen or protective clothing for the first time for a least an hour, do you...

			Frequency	% of total	% of valid
Valid	1	get a severe sunburn with blisters	280	1.9%	1.91%
	2	get a bad sunburn which peels later	1757	11.92%	11.96%
	3	get a mild sunburn which becomes a tan	5121	34.75%	34.85%
	4	get a suntan without burning	5678	38.53%	38.64%
	5	other	1857	12.6%	12.64%
Total			14,693	99.69%	100%
Missing	6	refused	3	0.02%	
	8	don't know	42	0.28%	
Total			45	0.31%	

Valid	Invalid	Minimum	Maximum
14693	45	1	5

H2UV5 - S5Q5 EFFECT OF SUN EVERY DAY-W2

Type	Code
Measurement Unit	numeric
H2UV5	5. When you go out in the sun every day for two weeks, do you get...

			Frequency	% of total	% of valid
Valid	1	very dark and deeply tanned	3216	21.82%	21.88%
	2	moderately tanned	4733	32.11%	32.2%
	3	mildly tanned	4375	29.69%	29.76%
	4	only freckled or no suntan at all	898	6.09%	6.11%
	5	repeated sunburns	650	4.41%	4.42%
	6	other	827	5.61%	5.63%
Total			14,699	99.74%	100%
Missing	96	refused	3	0.02%	
	98	don't know	36	0.24%	
Total			39	0.26%	

Valid	Invalid	Minimum	Maximum
14699	39	1	6

H2UV6 - S5Q6 TIMES IN LIFE HAVE SEVERE SUNBURN-W

Type	Numeric (Double)
H2UV6	6. How many times in your life have you had a sunburn that blistered?

			Frequency	% of total	% of valid
Missing	96	refused	2	0.01%	
	98	don't know	45	0.31%	
		Total	47	0.32%	

Valid	Invalid	Minimum	Maximum	Mean	StdDev
14691	47	0	90	1.3953440...	4.0511017...

H2UV7 - S5Q7 TIMES IN LAST YR HAD SEVERE SUNBURN

Type	Numeric (Double)
H2UV7	7. How many times during the PAST YEAR have you had a sunburn that blistered?

			Frequency	% of total	% of valid
Missing	.	missing	1	0.01%	
	97	legitimate skip	9120	61.88%	
	98	don't know	8	0.05%	
		Total	9,129	61.94%	

Valid	Invalid	Minimum	Maximum	Mean	StdDev
5609	9129	0	18	0.5696202...	1.1577641...

H2UV8 - S5Q8 TIMES IN LIFE USED SUNLAMP/TAN BOOT

Type	Code
Measurement Unit	numeric
H2UV8	8. How many times in your life have you used a sunlamp or a tanning booth or a tanning parlor or salon?

			Frequency	% of total	% of valid
Valid	0	never (0 times)	12439	84.4%	84.44%
	1	1 time	462	3.13%	3.14%
	2	2 times	321	2.18%	2.18%
	3	3-9 times	552	3.75%	3.75%
	4	10-20 times	399	2.71%	2.71%
	5	21 or more times	558	3.79%	3.79%
		Total	14,731	99.95%	100%
Missing	6	refused	1	0.01%	
	8	don't know	6	0.04%	
			Total	7	0.05%

Valid	Invalid	Minimum	Maximum
-------	---------	---------	---------

14731	7	0	5
-------	---	---	---

H2UV9 - S5Q9 FREQ SUNBATHE IN SUMMER-W2

Type	Code
Measurement Unit	numeric
H2UV9	9. During the summer, how often do you sunbathe, or lie in the sun, to get a tan?

			Frequency	% of total	% of valid
Valid	1	frequently	1726	11.71%	11.72%
	2	occasionally	2694	18.28%	18.29%
	3	rarely	2840	19.27%	19.28%
	4	never	7470	50.69%	50.71%
Total			14,730	99.95%	100%
Missing	6	refused	1	0.01%	
	8	don't know	7	0.05%	
	Total		8	0.05%	

Valid	Invalid	Minimum	Maximum
14730	8	1	4

H2UV10 - S5Q10 SUMMER-HOURS SPENT OUTDOORS-W2

Type	Numeric (Double)
H2UV10	10. During a typical summer week, how many hours do you spend outdoors in the sun during the day?

			Frequency	% of total	% of valid
Missing	996	refused	1	0.01%	
	998	don't know	67	0.45%	
Total			68	0.46%	

Valid	Invalid	Minimum	Maximum	Mean	StdDev
14670	68	0	125	15.082753...	17.432681...

H2ED1 - S6Q1 FREQ-EXCUSED ABSENCE FROM SCHOOL-W2

Type	Code
Measurement Unit	numeric

H2ED1	1. [If SCHOOL YEAR:] During this school year/{If SUMMER:} During the 1995-1996 school year how many times {HAVE YOU BEEN/ WERE YOU} absent from school for a full day with an excuse--for example, because you were sick or out of town?
-------	--

			Frequency	% of total	% of valid
Valid	0	never	1673	11.35%	12.51%
	1	1 or 2 times	4214	28.59%	31.5%
	2	3 to 10 times	5865	39.8%	43.85%
	3	more than 10 times	1624	11.02%	12.14%
		Total	13,376	90.76%	100%
Missing	6	refused	3	0.02%	
	7	legitimate skip	1349	9.15%	
	8	don't know	10	0.07%	
		Total	1,362	9.24%	

Valid	Invalid	Minimum	Maximum
13376	1362	0	3

H2ED2 - S6Q2 FREQ-SKIPPED SCHOOL-W2

Type	Numeric (Double)
H2ED2	2. [If SCHOOL YEAR:] During this school year/{If SUMMER:} During the 1995-1996 school year how many times {HAVE YOU SKIPPED/DID YOU SKIP} school for a full day without an excuse?

			Frequency	% of total	% of valid
Missing	.	missing	1	0.01%	
	996	refused	5	0.03%	
	997	legitimate skip	1349	9.15%	
	998	don't know	20	0.14%	
		Total	1,375	9.33%	

Valid	Invalid	Minimum	Maximum	Mean	StdDev
13363	1375	0	120	1.6812093...	5.3792131...

H2ED3 - S6Q3 RECEIVED OUT-OF-SCHL SUSPENSION-W2

Type	Code
Measurement Unit	numeric
H2ED3	3. [If SCHOOL YEAR:] During this school year/{If SUMMER:} During the 1995-1996 school year {HAVE YOU RECEIVED/DID YOU RECEIVE} an out-of-school suspension from school?

			Frequency	% of total	% of valid
Valid	0	no	11808	80.12%	88.25%
	1	yes	1572	10.67%	11.75%
Total			13,380	90.79%	100%
Missing	6	refused	4	0.03%	
	7	legitimate skip	1349	9.15%	
	8	don't know	5	0.03%	
Total			1,358	9.21%	

Valid	Invalid	Minimum	Maximum
13380	1358	0	1

H2ED5 - S6Q5 EXPELLED FROM SCHOOL-W2

Type	Code
Measurement Unit	numeric
H2ED5	5. [If SCHOOL YEAR:] During this school year/{If SUMMER:} During the 1995-1996 school year {HAVE YOU BEEN/WERE YOU} expelled from school?

			Frequency	% of total	% of valid
Valid	0	no	13162	89.31%	98.36%
	1	yes	219	1.49%	1.64%
Total			13,381	90.79%	100%
Missing	6	refused	3	0.02%	
	7	legitimate skip	1349	9.15%	
	8	don't know	5	0.03%	
Total			1,357	9.21%	

Valid	Invalid	Minimum	Maximum
13381	1357	0	1

H2ED7 - S6Q7 MOST RECENT GRADE-ENGLISH-W2

Type	Code
Measurement Unit	numeric
H2ED7	7. At the {MOST RECENT GRADING PERIOD/LAST GRADING PERIOD IN THE SPRING} what was your grade in English or language arts?

			Frequency	% of total	% of valid
--	--	--	-----------	------------	------------

Valid	1	A	3562	24.17%	26.72%
	2	B	4998	33.91%	37.49%
	3	C	3017	20.47%	22.63%
	4	D or lower	1347	9.14%	10.1%
	5	didn't take this subject	237	1.61%	1.78%
	6	took the subject, but it wasn't graded this way	172	1.17%	1.29%
		Total	13,333	90.47%	100%
Missing	96	refused	13	0.09%	
	97	legitimate skip	1349	9.15%	
	98	don't know	43	0.29%	
		Total	1,405	9.53%	

Valid	Invalid	Minimum	Maximum
13333	1405	1	6

H2ED8 - S6Q8 MOST RECENT GRADE-MATH-W2

Type	Code
Measurement Unit	numeric
H2ED8	8. At the {MOST RECENT GRADING PERIOD/LAST GRADING PERIOD IN THE SPRING} what was your grade in mathematics?

			Frequency	% of total	% of valid
Valid	1	A	3147	21.35%	23.57%
	2	B	3684	25%	27.6%
	3	C	3137	21.29%	23.5%
	4	D or lower	1877	12.74%	14.06%
	5	didn't take this subject	1331	9.03%	9.97%
	6	took the subject, but it wasn't graded this way	173	1.17%	1.3%
		Total	13,349	90.58%	100%
Missing	96	refused	8	0.05%	
	97	legitimate skip	1349	9.15%	
	98	don't know	32	0.22%	
		Total	1,389	9.42%	

Valid	Invalid	Minimum	Maximum
13349	1389	1	6

H2ED9 - S6Q9 MOST RECENT GRADE-HISTORY

Type	Code
Measurement Unit	numeric
H2ED9	9. At the {MOST RECENT GRADING PERIOD/LAST GRADING PERIOD IN THE SPRING} what was your grade in history or social studies?

			Frequency	% of total	% of valid
Valid	1	A	3762	25.53%	28.19%
	2	B	3805	25.82%	28.51%
	3	C	2545	17.27%	19.07%
	4	D or lower	1210	8.21%	9.07%
	5	didn't take this subject	1880	12.76%	14.09%
	6	took the subject, but it wasn't graded this way	142	0.96%	1.06%
		Total	13,344	90.54%	100%
Missing	96	refused	8	0.05%	
	97	legitimate skip	1349	9.15%	
	98	don't know	37	0.25%	
		Total	1,394	9.46%	

Valid	Invalid	Minimum	Maximum
13344	1394	1	6

Type	Code
Measurement Unit	numeric
H2ED10	10. At the {MOST RECENT GRADING PERIOD/LAST GRADING PERIOD IN THE SPRING} what was your grade in science?

			Frequency	% of total	% of valid
Valid	1	A	3364	22.83%	25.21%
	2	B	3729	25.3%	27.94%
	3	C	2662	18.06%	19.95%
	4	D or lower	1338	9.08%	10.03%
	5	didn't take this subject	2104	14.28%	15.77%
	6	took the subject, but it wasn't graded this way	149	1.01%	1.12%
		Total	13,346	90.56%	100%
Missing	96	refused	9	0.06%	
	97	legitimate skip	1349	9.15%	
	98	don't know	34	0.23%	
		Total	1,392	9.44%	

Valid	Invalid	Minimum	Maximum
13346	1392	1	6

H2ED11 - S6Q11 TROUBLE-GETTING ALONG TEACHERS-W2

Type	Code
Measurement Unit	numeric
H2ED11	11. [If SCHOOL YEAR:] Since school started this year/[If SUMMER:] During the 1995-1996 school year, how often did you have trouble getting along with your teachers?

			Frequency	% of total	% of valid
Valid	0	never	6022	40.86%	45.01%
	1	just a few times	5499	37.31%	41.1%
	2	about once a week	1016	6.89%	7.59%
	3	almost every day	599	4.06%	4.48%
	4	every day	244	1.66%	1.82%
		Total	13,380	90.79%	100%
Missing	6	refused	4	0.03%	
	7	legitimate skip	1349	9.15%	
	8	don't know	5	0.03%	
		Total	1,358	9.21%	

Valid	Invalid	Minimum	Maximum
13380	1358	0	4

H2ED12 - S6Q12 TROUBLE-PAYING ATTENTION-W2

Type	Code
Measurement Unit	numeric
H2ED12	12. [If SCHOOL YEAR:] Since school started this year/[If SUMMER:] During the 1995-1996 school year, how often did you have trouble paying attention in school?

			Frequency	% of total	% of valid
Valid	0	never	3530	23.95%	26.38%
	1	just a few times	6033	40.93%	45.09%
	2	about once a week	2148	14.57%	16.05%
	3	almost every day	1259	8.54%	9.41%
	4	every day	410	2.78%	3.06%
		Total	13,380	90.79%	100%

Missing	6	refused	4	0.03%	
	7	legitimate skip	1349	9.15%	
	8	don't know	5	0.03%	
		Total	1,358	9.21%	

Valid	Invalid	Minimum	Maximum
13380	1358	0	4

H2ED13 - S6Q13 TROUBLE-GETTING HOMEWORK DONE-W2

Type	Code
Measurement Unit	numeric
H2ED13	13. [If SCHOOL YEAR:] Since school started this year/[If SUMMER:] During the 1995-1996 school year, how often did you have trouble getting your homework done?

			Frequency	% of total	% of valid
Valid	0	never	4023	27.3%	30.07%
	1	just a few times	5561	37.73%	41.57%
	2	about once a week	2169	14.72%	16.21%
	3	almost every day	1138	7.72%	8.51%
	4	every day	487	3.3%	3.64%
		Total	13,378	90.77%	100%
Missing	6	refused	4	0.03%	
	7	legitimate skip	1349	9.15%	
	8	don't know	7	0.05%	
		Total	1,360	9.23%	

Valid	Invalid	Minimum	Maximum
13378	1360	0	4

H2ED14 - S6Q14 TROUBLE-WITH OTHER STUDENTS-W2

Type	Code
Measurement Unit	numeric
H2ED14	14. [If SCHOOL YEAR:] Since school started this year/[If SUMMER:] During the 1995-1996 school year, how often did you have trouble getting along with other students?

			Frequency	% of total	% of valid
--	--	--	-----------	------------	------------

Valid	0	never	5872	39.84%	43.89%
	1	just a few times	5723	38.83%	42.77%
	2	about once a week	869	5.9%	6.49%
	3	almost every day	532	3.61%	3.98%
	4	every day	384	2.61%	2.87%
		Total	13,380	90.79%	100%
Missing	6	refused	5	0.03%	
	7	legitimate skip	1349	9.15%	
	8	don't know	4	0.03%	
		Total	1,358	9.21%	

Valid	Invalid	Minimum	Maximum
13380	1358	0	4

H2ED15 - S6Q15 FEEL CLOSE TO PEOPLE AT SCHOOL-W2

Type	Code
Measurement Unit	numeric
H2ED15	15. How much do you agree or disagree with the following statement? [If SCHOOL YEAR:] You feel close to people at your school/[If SUMMER:] Last year, you felt close to people at your school.

			Frequency	% of total	% of valid
Valid	1	strongly agree	2450	16.62%	18.32%
	2	agree	6157	41.78%	46.03%
	3	neither agree nor disagree	2976	20.19%	22.25%
	4	disagree	1368	9.28%	10.23%
	5	strongly disagree	426	2.89%	3.18%
		Total	13,377	90.77%	100%
Missing	6	refused	4	0.03%	
	7	legitimate skip	1349	9.15%	
	8	don't know	8	0.05%	
		Total	1,361	9.23%	

Valid	Invalid	Minimum	Maximum
13377	1361	1	5

H2ED16 - S6Q16 FEEL PART OF YOUR SCHOOL-W2

Type	Code
Measurement Unit	numeric

H2ED16	16. How much do you agree or disagree with the following statement? [If SCHOOL YEAR:] You feel like you are a part of your school/[If SUMMER:] Last year, you felt like you were a part of your school.
--------	---

			Frequency	% of total	% of valid
Valid	1	strongly agree	3359	22.79%	25.12%
	2	agree	6171	41.87%	46.14%
	3	neither agree nor disagree	2267	15.38%	16.95%
	4	disagree	1167	7.92%	8.73%
	5	strongly disagree	410	2.78%	3.07%
		Total	13,374	90.75%	100%
Missing	6	refused	4	0.03%	
	7	legitimate skip	1349	9.15%	
	8	don't know	11	0.07%	
		Total	1,364	9.25%	

Valid	Invalid	Minimum	Maximum
13374	1364	1	5

H2ED17 - S6Q17 STUDENTS AT SCHOOL PREJUDICED-W2

Type	Code
Measurement Unit	numeric
H2ED17	17. How much do you agree or disagree with the following statement? [If SCHOOL YEAR:] Students at your school are prejudiced/[If SUMMER:] Last year, students at your school were prejudiced.

			Frequency	% of total	% of valid
Valid	1	strongly agree	1641	11.13%	12.3%
	2	agree	3597	24.41%	26.95%
	3	neither agree nor disagree	3898	26.45%	29.21%
	4	disagree	3041	20.63%	22.79%
	5	strongly disagree	1168	7.93%	8.75%
		Total	13,345	90.55%	100%
Missing	6	refused	4	0.03%	
	7	legitimate skip	1349	9.15%	
	8	don't know	40	0.27%	
		Total	1,393	9.45%	

Valid	Invalid	Minimum	Maximum
13345	1393	1	5

 H2ED18 - S6Q18 HAPPY AT YOUR SCHOOL-W2

Type	Code
Measurement Unit	numeric
H2ED18	18. How much do you agree or disagree with the following statement? [If SCHOOL YEAR:] You are happy to be at your school/[If SUMMER:] Last year, you were happy to be at your school.

			Frequency	% of total	% of valid
Valid	1	strongly agree	3169	21.5%	23.68%
	2	agree	5756	39.06%	43.02%
	3	neither agree nor disagree	2570	17.44%	19.21%
	4	disagree	1257	8.53%	9.39%
	5	strongly disagree	628	4.26%	4.69%
		Total	13,380	90.79%	100%
Missing	6	refused	4	0.03%	
	7	legitimate skip	1349	9.15%	
	8	don't know	5	0.03%	
		Total	1,358	9.21%	

Valid	Invalid	Minimum	Maximum
13380	1358	1	5

 H2ED19 - S6Q19 TEACHERS TREAT STUDENTS FAIRLY-W2

Type	Code
Measurement Unit	numeric
H2ED19	19. How much do you agree or disagree with the following statement? [If SCHOOL YEAR:] The teachers at your school treat students fairly/[If SUMMER:] Last year, the teachers at your school treated students fairly.

			Frequency	% of total	% of valid
Valid	1	strongly agree	1877	12.74%	14.03%
	2	agree	5544	37.62%	41.44%
	3	neither agree nor disagree	3297	22.37%	24.65%
	4	disagree	2098	14.24%	15.68%
	5	strongly disagree	561	3.81%	4.19%
		Total	13,377	90.77%	100%
Missing	6	refused	3	0.02%	
	7	legitimate skip	1349	9.15%	
	8	don't know	9	0.06%	

	Total	1,361	9.23%	
--	-------	-------	-------	--

Valid	Invalid	Minimum	Maximum
13377	1361	1	5

Type	Code
Measurement Unit	numeric
H2ED20	20. How much do you agree or disagree with the following statement? [If SCHOOL YEAR:] You feel safe in your school/[If SUMMER:] Last year, you felt safe in your school.

			Frequency	% of total	% of valid
Valid	1	strongly agree	3201	21.72%	23.93%
	2	agree	6174	41.89%	46.15%
	3	neither agree nor disagree	2435	16.52%	18.2%
	4	disagree	1182	8.02%	8.84%
	5	strongly disagree	386	2.62%	2.89%
		Total	13,378	90.77%	100%
Missing	6	refused	4	0.03%	
	7	legitimate skip	1349	9.15%	
	8	don't know	7	0.05%	
		Total	1,360	9.23%	

Valid	Invalid	Minimum	Maximum
13378	1360	1	5

Type	Code
Measurement Unit	numeric
H2HS1	1. In the past year, have you had a routine physical examination?

			Frequency	% of total	% of valid
Valid	0	no	5415	36.74%	36.78%
	1	yes	9306	63.14%	63.22%
		Total	14,721	99.88%	100%
Missing	8	don't know	17	0.12%	
		Total	17	0.12%	

Valid	Invalid	Minimum	Maximum
14721	17	0	1

 H2HS2A - S7Q2A LOCATION - PRIVATE DR-W2

Type	Code
Measurement Unit	numeric
H2HS2A	2A. Where did you have this examination? CODE ALL THAT APPLY. private doctoRespondent's office

			Frequency	% of total	% of valid
Valid	0	not marked	3890	26.39%	41.81%
	1	marked	5413	36.73%	58.19%
Total			9,303	63.12%	100%
Missing	.	missing	1	0.01%	
	7	legitimate skip	5432	36.86%	
	8	don't know	2	0.01%	
Total			5,435	36.88%	

Valid	Invalid	Minimum	Maximum
9303	5435	0	1

 H2HS2B - S7Q2B LOCATION - HEALTH CLINIC-W2

Type	Code
Measurement Unit	numeric
H2HS2B	2B. Where did you have this examination? CODE ALL THAT APPLY. community health clinic

			Frequency	% of total	% of valid
Valid	0	not marked	7515	50.99%	80.78%
	1	marked	1788	12.13%	19.22%
Total			9,303	63.12%	100%
Missing	.	missing	1	0.01%	
	7	legitimate skip	5432	36.86%	
	8	don't know	2	0.01%	
Total			5,435	36.88%	

Valid	Invalid	Minimum	Maximum
9303	5435	0	1

 H2HS2C - S7Q2C LOCATION - SCHOOL-W2

Type	Code
Measurement Unit	numeric

H2HS2C	2C. Where did you have this examination? CODE ALL THAT APPLY. school
--------	--

			Frequency	% of total	% of valid
Valid	0	not marked	7902	53.62%	84.94%
	1	marked	1401	9.51%	15.06%
		Total	9,303	63.12%	100%
Missing	.	missing	1	0.01%	
	7	legitimate skip	5432	36.86%	
	8	don't know	2	0.01%	
		Total	5,435	36.88%	

Valid	Invalid	Minimum	Maximum
9303	5435	0	1

H2HS2D - S7Q2D LOCATION - HOSPITAL-W2

Type	Code
Measurement Unit	numeric
H2HS2D	2D. Where did you have this examination? CODE ALL THAT APPLY. hospital

			Frequency	% of total	% of valid
Valid	0	not marked	8202	55.65%	88.17%
	1	marked	1101	7.47%	11.83%
		Total	9,303	63.12%	100%
Missing	.	missing	1	0.01%	
	7	legitimate skip	5432	36.86%	
	8	don't know	2	0.01%	
		Total	5,435	36.88%	

Valid	Invalid	Minimum	Maximum
9303	5435	0	1

H2HS2E - S7Q2E LOCATION - OTHER-W2

Type	Code
Measurement Unit	numeric
H2HS2E	2E. Where did you have this examination? CODE ALL THAT APPLY. some other place

			Frequency	% of total	% of valid
Valid	0	not marked	8994	61.03%	96.68%
	1	marked	309	2.1%	3.32%

		Total	9,303	63.12%	100%
Missing	.	missing	1	0.01%	
	7	legitimate skip	5432	36.86%	
	8	don't know	2	0.01%	
		Total	5,435	36.88%	

Valid	Invalid	Minimum	Maximum
9303	5435	0	1

Type	Code
Measurement Unit	numeric
H2HS3	3. In the past year, have you had a dental examination by a dentist or hygienist?

			Frequency	% of total	% of valid
Valid	0	no	4761	32.3%	32.33%
	1	yes	9967	67.63%	67.67%
		Total	14,728	99.93%	100%
Missing	6	refused	1	0.01%	
	8	don't know	9	0.06%	
		Total	10	0.07%	

Valid	Invalid	Minimum	Maximum
14728	10	0	1

Type	Code
Measurement Unit	numeric
H2HS4A	4A. Where did you have this [dental] examination? CODE ALL THAT APPLY. private doctoRespondent's office

			Frequency	% of total	% of valid
Valid	0	not marked	1285	8.72%	12.9%
	1	marked	8676	58.87%	87.1%
		Total	9,961	67.59%	100%
Missing	7	legitimate skip	4771	32.37%	
	8	don't know	6	0.04%	
		Total	4,777	32.41%	

Valid	Invalid	Minimum	Maximum
9961	4777	0	1

H2HS4B - S7Q4B LOCATION - HEALTH CLINIC-W2

Type	Code
Measurement Unit	numeric
H2HS4B	4B. Where did you have this [dental] examination? CODE ALL THAT APPLY. community health clinic

			Frequency	% of total	% of valid
Valid	0	not marked	9085	61.64%	91.21%
	1	marked	876	5.94%	8.79%
	Total		9,961	67.59%	100%
Missing	7	legitimate skip	4771	32.37%	
	8	don't know	6	0.04%	
	Total		4,777	32.41%	

Valid	Invalid	Minimum	Maximum
9961	4777	0	1

H2HS4C - S7Q4C LOCATION - SCHOOL-W2

Type	Code
Measurement Unit	numeric
H2HS4C	4C. Where did you have this [dental] examination? CODE ALL THAT APPLY. school

			Frequency	% of total	% of valid
Valid	0	not marked	9879	67.03%	99.18%
	1	marked	82	0.56%	0.82%
	Total		9,961	67.59%	100%
Missing	7	legitimate skip	4771	32.37%	
	8	don't know	6	0.04%	
	Total		4,777	32.41%	

Valid	Invalid	Minimum	Maximum
9961	4777	0	1

H2HS4D - S7Q4D LOCATION - HOSPITAL-W2

Type	Code
Measurement Unit	numeric

H2HS4D	4D. Where did you have this [dental] examination? CODE ALL THAT APPLY. hospital
--------	--

			Frequency	% of total	% of valid
Valid	0	not marked	9738	66.07%	97.76%
	1	marked	223	1.51%	2.24%
Total			9,961	67.59%	100%
Missing	7	legitimate skip	4771	32.37%	
	8	don't know	6	0.04%	
Total			4,777	32.41%	

Valid	Invalid	Minimum	Maximum
9961	4777	0	1

H2HS4E - S7Q4E LOCATION - OTHER-W2

Type	Code
Measurement Unit	numeric
H2HS4E	4E. Where did you have this [dental] examination? CODE ALL THAT APPLY. some other place

			Frequency	% of total	% of valid
Valid	0	not marked	9740	66.09%	97.78%
	1	marked	221	1.5%	2.22%
Total			9,961	67.59%	100%
Missing	7	legitimate skip	4771	32.37%	
	8	don't know	6	0.04%	
Total			4,777	32.41%	

Valid	Invalid	Minimum	Maximum
9961	4777	0	1

H2HS5 - S7Q5 PSYCHOLOGICAL COUNSELING-W2

Type	Code
Measurement Unit	numeric
H2HS5	5. In the past year, have you received psychological or emotional counseling?

			Frequency	% of total	% of valid
Valid	0	no	13378	90.77%	90.82%
	1	yes	1353	9.18%	9.18%
Total			14,731	99.95%	100%

Missing	6	refused	1	0.01%	
	8	don't know	6	0.04%	
		Total	7	0.05%	

Valid	Invalid	Minimum	Maximum
14731	7	0	1

Type	Code
Measurement Unit	numeric
H2HS6A	6A. Where did you receive this counseling? CODE ALL THAT APPLY. private doctoRespondent's office

			Frequency	% of total	% of valid
Valid	0	not marked	763	5.18%	56.43%
	1	marked	589	4%	43.57%
		Total	1,352	9.17%	100%
Missing	7	legitimate skip	13385	90.82%	
	8	don't know	1	0.01%	
		Total	13,386	90.83%	

Valid	Invalid	Minimum	Maximum
1352	13386	0	1

Type	Code
Measurement Unit	numeric
H2HS6B	6B. Where did you receive this counseling? CODE ALL THAT APPLY. community health clinic

			Frequency	% of total	% of valid
Valid	0	not marked	1152	7.82%	85.21%
	1	marked	200	1.36%	14.79%
		Total	1,352	9.17%	100%
Missing	7	legitimate skip	13385	90.82%	
	8	don't know	1	0.01%	
		Total	13,386	90.83%	

Valid	Invalid	Minimum	Maximum
1352	13386	0	1

 H2HS6C - S7Q6C LOCATION - SCHOOL-W2

Type	Code
Measurement Unit	numeric
H2HS6C	6C. Where did you receive this counseling? CODE ALL THAT APPLY. school

			Frequency	% of total	% of valid
Valid	0	not marked	981	6.66%	72.56%
	1	marked	371	2.52%	27.44%
		Total	1,352	9.17%	100%
Missing	7	legitimate skip	13385	90.82%	
	8	don't know	1	0.01%	
		Total	13,386	90.83%	

Valid	Invalid	Minimum	Maximum
1352	13386	0	1

 H2HS6D - S7Q6D LOCATION - HOSPITAL-W2

Type	Code
Measurement Unit	numeric
H2HS6D	6D. Where did you receive this counseling? CODE ALL THAT APPLY. hospital

			Frequency	% of total	% of valid
Valid	0	not marked	1228	8.33%	90.83%
	1	marked	124	0.84%	9.17%
		Total	1,352	9.17%	100%
Missing	7	legitimate skip	13385	90.82%	
	8	don't know	1	0.01%	
		Total	13,386	90.83%	

Valid	Invalid	Minimum	Maximum
1352	13386	0	1

 H2HS6E - S7Q6E LOCATION - OTHER-W2

Type	Code
Measurement Unit	numeric
H2HS6E	6E. Where did you receive this counseling? CODE ALL THAT APPLY. some other place

			Frequency	% of total	% of valid
--	--	--	-----------	------------	------------

Valid	0	not marked	1155	7.84%	85.43%
	1	marked	197	1.34%	14.57%
		Total	1,352	9.17%	100%
Missing	7	legitimate skip	13385	90.82%	
	8	don't know	1	0.01%	
		Total	13,386	90.83%	

Valid	Invalid	Minimum	Maximum
1352	13386	0	1

Type	Code
Measurement Unit	numeric
H2HS7	7. In the past year, have you attended a drug abuse or alcohol abuse treatment program?

			Frequency	% of total	% of valid
Valid	0	no	14396	97.68%	97.73%
	1	yes	335	2.27%	2.27%
		Total	14,731	99.95%	100%
Missing	6	refused	1	0.01%	
	8	don't know	6	0.04%	
		Total	7	0.05%	

Valid	Invalid	Minimum	Maximum
14731	7	0	1

Type	Code
Measurement Unit	numeric
H2HS8A	8A. Where did you receive this treatment? CODE ALL THAT APPLY. private doctoRespondent's office

			Frequency	% of total	% of valid
Valid	0	not marked	290	1.97%	86.83%
	1	marked	44	0.3%	13.17%
		Total	334	2.27%	100%
Missing	7	legitimate skip	14403	97.73%	
	8	don't know	1	0.01%	
		Total	14,404	97.73%	

Valid	Invalid	Minimum	Maximum
334	14404	0	1

H2HS8B - S7Q8B LOCATION - HEALTH CLINIC-W2

Type	Code
Measurement Unit	numeric
H2HS8B	8B. Where did you receive this treatment? CODE ALL THAT APPLY. community health clinic

			Frequency	% of total	% of valid
Valid	0	not marked	282	1.91%	84.43%
	1	marked	52	0.35%	15.57%
	Total		334	2.27%	100%
Missing	7	legitimate skip	14403	97.73%	
	8	don't know	1	0.01%	
	Total		14,404	97.73%	

Valid	Invalid	Minimum	Maximum
334	14404	0	1

H2HS8C - S7Q8C LOCATION - SCHOOL-W2

Type	Code
Measurement Unit	numeric
H2HS8C	8C. Where did you receive this treatment? CODE ALL THAT APPLY. school

			Frequency	% of total	% of valid
Valid	0	not marked	245	1.66%	73.35%
	1	marked	89	0.6%	26.65%
	Total		334	2.27%	100%
Missing	7	legitimate skip	14403	97.73%	
	8	don't know	1	0.01%	
	Total		14,404	97.73%	

Valid	Invalid	Minimum	Maximum
334	14404	0	1

H2HS8D - S7Q8D LOCATION - HOSPITAL-W2

Type	Code
Measurement Unit	numeric

H2HS8D	8D. Where did you receive this treatment? CODE ALL THAT APPLY. hospital
--------	---

			Frequency	% of total	% of valid
Valid	0	not marked	286	1.94%	85.63%
	1	marked	48	0.33%	14.37%
		Total	334	2.27%	100%
Missing	7	legitimate skip	14403	97.73%	
	8	don't know	1	0.01%	
		Total	14,404	97.73%	

Valid	Invalid	Minimum	Maximum
334	14404	0	1

Type	Code
Measurement Unit	numeric
H2HS8E	8E. Where did you receive this treatment? CODE ALL THAT APPLY. some other place

			Frequency	% of total	% of valid
Valid	0	not marked	219	1.49%	65.57%
	1	marked	115	0.78%	34.43%
		Total	334	2.27%	100%
Missing	7	legitimate skip	14403	97.73%	
	8	don't know	1	0.01%	
		Total	14,404	97.73%	

Valid	Invalid	Minimum	Maximum
334	14404	0	1

Type	Code
Measurement Unit	numeric
H2HS9	9. In the past year have you received family planning counseling or services?

			Frequency	% of total	% of valid
Valid	0	not marked	14030	95.2%	95.31%
	1	marked	691	4.69%	4.69%
		Total	14,721	99.88%	100%

Missing	6	refused	2	0.01%	
	8	don't know	15	0.1%	
		Total	17	0.12%	

Valid	Invalid	Minimum	Maximum
14721	17	0	1

Type	Code
Measurement Unit	numeric
H2HS10A	10A. Where did you receive family planning counseling or services? CODE ALL THAT APPLY. private doctoRespondent's office

			Frequency	% of total	% of valid
Valid	0	not marked	491	3.33%	71.16%
	1	marked	199	1.35%	28.84%
		Total	690	4.68%	100%
Missing	7	legitimate skip	14047	95.31%	
	8	don't know	1	0.01%	
		Total	14,048	95.32%	

Valid	Invalid	Minimum	Maximum
690	14048	0	1

Type	Code
Measurement Unit	numeric
H2HS10B	10B. Where did you receive family planning counseling or services? CODE ALL THAT APPLY. community health clinic

			Frequency	% of total	% of valid
Valid	0	not marked	417	2.83%	60.43%
	1	marked	273	1.85%	39.57%
		Total	690	4.68%	100%
Missing	7	legitimate skip	14047	95.31%	
	8	don't know	1	0.01%	
		Total	14,048	95.32%	

Valid	Invalid	Minimum	Maximum
690	14048	0	1

 H2HS10C - S7Q10C LOCATION - SCHOOL-W2

Type	Code
Measurement Unit	numeric
H2HS10C	10C. Where did you receive family planning counseling or services? CODE ALL THAT APPLY. school

			Frequency	% of total	% of valid
Valid	0	not marked	612	4.15%	88.7%
	1	marked	78	0.53%	11.3%
Total			690	4.68%	100%
Missing	7	legitimate skip	14047	95.31%	
	8	don't know	1	0.01%	
Total			14,048	95.32%	

Valid	Invalid	Minimum	Maximum
690	14048	0	1

 H2HS10D - S7Q10D LOCATION - HOSPITAL-W2

Type	Code
Measurement Unit	numeric
H2HS10D	10D. Where did you receive family planning counseling or services? CODE ALL THAT APPLY. hospital

			Frequency	% of total	% of valid
Valid	0	not marked	633	4.3%	91.74%
	1	marked	57	0.39%	8.26%
Total			690	4.68%	100%
Missing	7	legitimate skip	14047	95.31%	
	8	don't know	1	0.01%	
Total			14,048	95.32%	

Valid	Invalid	Minimum	Maximum
690	14048	0	1

 H2HS10E - S7Q10E LOCATION - OTHER-W2

Type	Code
Measurement Unit	numeric

H2HS10E	10E. Where did you receive family planning counseling or services? CODE ALL THAT APPLY. some other place
---------	--

			Frequency	% of total	% of valid
Valid	0	not marked	562	3.81%	81.45%
	1	marked	128	0.87%	18.55%
Total			690	4.68%	100%
Missing	7	legitimate skip	14047	95.31%	
	8	don't know	1	0.01%	
Total			14,048	95.32%	

Valid	Invalid	Minimum	Maximum
690	14048	0	1

H2HS11 - S7Q11 TESTING/TREATMENT FOR STDS-W2

Type	Code
Measurement Unit	numeric
H2HS11	11. In the past year, have you received testing or treatment for a sexually transmitted disease or AIDS?

			Frequency	% of total	% of valid
Valid	0	no	13808	93.69%	93.78%
	1	yes	916	6.22%	6.22%
Total			14,724	99.91%	100%
Missing	6	refused	2	0.01%	
	8	don't know	12	0.08%	
Total			14	0.09%	

Valid	Invalid	Minimum	Maximum
14724	14	0	1

H2HS12A - S7Q12A LOCATION - PRIVATE DR-W2

Type	Code
Measurement Unit	numeric
H2HS12A	12A. Where did you receive this testing or treatment? CODE ALL THAT APPLY. private doctoRespondent's office

			Frequency	% of total	% of valid
Valid	0	not marked	616	4.18%	67.25%
	1	marked	300	2.04%	32.75%

		Total	916	6.22%	100%
Missing	7	legitimate skip	13822	93.78%	
		Total	13,822	93.78%	

Valid	Invalid	Minimum	Maximum
916	13822	0	1

Type	Code
Measurement Unit	numeric
H2HS12B	12B. Where did you receive this testing or treatment? CODE ALL THAT APPLY. community health clinic

			Frequency	% of total	% of valid
Valid	0	not marked	546	3.7%	59.61%
	1	marked	370	2.51%	40.39%
		Total	916	6.22%	100%
Missing	7	legitimate skip	13822	93.78%	
		Total	13,822	93.78%	

Valid	Invalid	Minimum	Maximum
916	13822	0	1

Type	Code
Measurement Unit	numeric
H2HS12C	12C. Where did you receive this testing or treatment? CODE ALL THAT APPLY. school

			Frequency	% of total	% of valid
Valid	0	not marked	845	5.73%	92.25%
	1	marked	71	0.48%	7.75%
		Total	916	6.22%	100%
Missing	7	legitimate skip	13822	93.78%	
		Total	13,822	93.78%	

Valid	Invalid	Minimum	Maximum
916	13822	0	1

 H2HS12D - S7Q12D LOCATION - HOSPITAL-W2

Type	Code
Measurement Unit	numeric
H2HS12D	12D. Where did you receive this testing or treatment? CODE ALL THAT APPLY. hospital

			Frequency	% of total	% of valid
Valid	0	not marked	766	5.2%	83.62%
	1	marked	150	1.02%	16.38%
		Total	916	6.22%	100%
Missing	7	legitimate skip	13822	93.78%	
	Total		13,822	93.78%	

Valid	Invalid	Minimum	Maximum
916	13822	0	1

 H2HS12E - S7Q12E LOCATION - OTHER-W2

Type	Code
Measurement Unit	numeric
H2HS12E	12E. Where did you receive this testing or treatment? CODE ALL THAT APPLY. some other place

			Frequency	% of total	% of valid
Valid	0	not marked	832	5.65%	90.83%
	1	marked	84	0.57%	9.17%
		Total	916	6.22%	100%
Missing	7	legitimate skip	13822	93.78%	
	Total		13,822	93.78%	

Valid	Invalid	Minimum	Maximum
916	13822	0	1

 H2HS13 - S7Q13 PRENATAL/POSTPARTUM CARE-W2

Type	Code
Measurement Unit	numeric
H2HS13	13. In the past year, have you received prenatal or post partum health care?

			Frequency	% of total	% of valid
--	--	--	-----------	------------	------------

Valid	0	no	7133	48.4%	94.5%
	1	yes	415	2.82%	5.5%
		Total	7,548	51.21%	100%
Missing	6	refused	2	0.01%	
	7	legitimate skip	7179	48.71%	
	8	don't know	9	0.06%	
		Total	7,190	48.79%	

Valid	Invalid	Minimum	Maximum
7548	7190	0	1

Type	Code
Measurement Unit	numeric
H2HS14A	14A. Where did you receive this care? CODE ALL THAT APPLY. private doctoRespondent's office

			Frequency	% of total	% of valid
Valid	0	not marked	184	1.25%	44.44%
	1	marked	230	1.56%	55.56%
		Total	414	2.81%	100%
Missing	7	legitimate skip	14323	97.18%	
	8	don't know	1	0.01%	
		Total	14,324	97.19%	

Valid	Invalid	Minimum	Maximum
414	14324	0	1

Type	Code
Measurement Unit	numeric
H2HS14B	14B. Where did you receive this care? CODE ALL THAT APPLY. community health clinic

			Frequency	% of total	% of valid
Valid	0	not marked	280	1.9%	67.63%
	1	marked	134	0.91%	32.37%
		Total	414	2.81%	100%
Missing	7	legitimate skip	14323	97.18%	
	8	don't know	1	0.01%	
		Total	14,324	97.19%	

	Total	14,324	97.19%
--	-------	--------	--------

Valid	Invalid	Minimum	Maximum
414	14324	0	1

H2HS14C - S7Q14C LOCATION - SCHOOL-W2

Type	Code
Measurement Unit	numeric
H2HS14C	14C. Where did you receive this care? CODE ALL THAT APPLY. school

			Frequency	% of total	% of valid
Valid	0	not marked	405	2.75%	97.83%
	1	marked	9	0.06%	2.17%
	Total		414	2.81%	100%
Missing	7	legitimate skip	14323	97.18%	
	8	don't know	1	0.01%	
	Total		14,324	97.19%	

Valid	Invalid	Minimum	Maximum
414	14324	0	1

H2HS14D - S7Q14D LOCATION - HOSPITAL-W2

Type	Code
Measurement Unit	numeric
H2HS14D	14D. Where did you receive this care? CODE ALL THAT APPLY. hospital

			Frequency	% of total	% of valid
Valid	0	not marked	305	2.07%	73.67%
	1	marked	109	0.74%	26.33%
	Total		414	2.81%	100%
Missing	7	legitimate skip	14323	97.18%	
	8	don't know	1	0.01%	
	Total		14,324	97.19%	

Valid	Invalid	Minimum	Maximum
414	14324	0	1

H2HS14E - S7Q14E LOCATION - OTHER-W2

Type	Code
------	------

Measurement Unit	numeric
H2HS14E	14E. Where did you receive this care? CODE ALL THAT APPLY. some other place

			Frequency	% of total	% of valid
Valid	0	not marked	401	2.72%	96.86%
	1	marked	13	0.09%	3.14%
	Total		414	2.81%	100%
Missing	7	legitimate skip	14323	97.18%	
	8	don't know	1	0.01%	
	Total		14,324	97.19%	

Valid	Invalid	Minimum	Maximum
414	14324	0	1

H2RP1 - S8Q1 CHANCES OF GETTING AIDS-W2

Type	Code
Measurement Unit	numeric
H2RP1	1. What do you think your chances are of getting AIDS?

			Frequency	% of total	% of valid
Valid	1	very high	349	2.37%	2.38%
	2	high	904	6.13%	6.17%
	3	low	3448	23.4%	23.52%
	4	very low	4856	32.95%	33.12%
	5	no chance	5103	34.62%	34.81%
	Total		14,660	99.47%	100%
Missing	6	refused	12	0.08%	
	8	don't know	66	0.45%	
	Total		78	0.53%	

Valid	Invalid	Minimum	Maximum
14660	78	1	5

H2RP2 - S8Q2 NO. ACQUAINTANCES W/ AIDS-W2

Type	Numeric (Double)
H2RP2	2. How many people do you know who have AIDS? Include people who are deceased.

			Frequency	% of total	% of valid
--	--	--	-----------	------------	------------

Missing	96	refused	9	0.06%	
	98	don't know	37	0.25%	
		Total	46	0.31%	

Valid	Invalid	Minimum	Maximum	Mean	StdDev
14692	46	0	90	0.6743125...	2.1841656...

Type	Code
Measurement Unit	numeric
H2RP3	3. What do you think your chances are of getting another sexually transmitted disease, such as gonorrhea or genital herpes? Would you say...

			Frequency	% of total	% of valid
Valid	1	very high	247	1.68%	1.69%
	2	high	819	5.56%	5.59%
	3	low	3102	21.05%	21.18%
	4	very low	4664	31.65%	31.85%
	5	no chance	5813	39.44%	39.69%
		Total	14,645	99.37%	100%
Missing	6	refused	14	0.09%	
	8	don't know	79	0.54%	
		Total	93	0.63%	

Valid	Invalid	Minimum	Maximum
14645	93	1	5

Type	Code
Measurement Unit	numeric
H2RP4	4. How many people do you know who have had another sexually transmitted disease, such as gonorrhea or genital herpes?

			Frequency	% of total	% of valid
Valid	0	0 people	9961	67.59%	67.94%
		Total	14,661	99.48%	100%
Missing	96	refused	11	0.07%	
	98	don't know	66	0.45%	
		Total	77	0.52%	

Valid	Invalid	Minimum	Maximum
-------	---------	---------	---------

14661	77	0	90
-------	----	---	----

H2RP5 - S8Q5 PREGNANT NOW ONE OF THE WORST-W2

Type	Code
Measurement Unit	numeric
H2RP5	5. Please tell me whether you agree or disagree with each of the following statements. Getting (If Respondent is male, add: someone) pregnant at this time in your life is one of the worst things that could happen to you.

			Frequency	% of total	% of valid
Valid	1	strongly agree	7218	48.98%	59.69%
	2	agree	2657	18.03%	21.97%
	3	neither agree nor disagree	1208	8.2%	9.99%
	4	disagree	682	4.63%	5.64%
	5	strongly disagree	328	2.23%	2.71%
		Total	12,093	82.05%	100%
Missing	6	refused	9	0.06%	
	7	legitimate skip	2610	17.71%	
	8	don't know	26	0.18%	
		Total	2,645	17.95%	

Valid	Invalid	Minimum	Maximum
12093	2645	1	5

H2RP6 - S8Q6 PREGNANT NOW NOT SO BAD-W2

Type	Code
Measurement Unit	numeric
H2RP6	6. Please tell me whether you agree or disagree with each of the following statements. It wouldn't be all that bad if you got (If Respondent is male, add: someone) pregnant at this time in your life.

			Frequency	% of total	% of valid
Valid	1	strongly agree	269	1.83%	2.22%
	2	agree	794	5.39%	6.57%
	3	neither agree nor disagree	1291	8.76%	10.68%
	4	disagree	3445	23.37%	28.49%
	5	strongly disagree	6291	42.69%	52.03%
		Total	12,090	82.03%	100%
Missing	6	refused	12	0.08%	
	7	legitimate skip	2610	17.71%	
	8	don't know	26	0.18%	

		Total	2,648	17.97%	
--	--	-------	-------	--------	--

Valid	Invalid	Minimum	Maximum
12090	2648	1	5

Type	Code
Measurement Unit	numeric
H2RP7	7. Please tell me whether you agree or disagree with each of the following statements. If you got the AIDS virus, you would suffer a great deal.

			Frequency	% of total	% of valid
Valid	1	strongly agree	7395	50.18%	61.28%
	2	agree	2838	19.26%	23.52%
	3	neither agree nor disagree	1114	7.56%	9.23%
	4	disagree	466	3.16%	3.86%
	5	strongly disagree	254	1.72%	2.1%
		Total	12,067	81.88%	100%
Missing	6	refused	11	0.07%	
	7	legitimate skip	2610	17.71%	
	8	don't know	50	0.34%	
		Total	2,671	18.12%	

Valid	Invalid	Minimum	Maximum
12067	2671	1	5

Type	Code
Measurement Unit	numeric
H2RP8	8. Please tell me whether you agree or disagree with each of the following statements. It would be a big hassle to do the things necessary to completely protect yourself from getting a sexually transmitted disease.

			Frequency	% of total	% of valid
Valid	1	strongly agree	916	6.22%	7.61%
	2	agree	1129	7.66%	9.38%
	3	neither agree nor disagree	1030	6.99%	8.56%
	4	disagree	3533	23.97%	29.35%
	5	strongly disagree	5430	36.84%	45.11%
		Total	12,038	81.68%	100%

Missing	6	refused	13	0.09%	
	7	legitimate skip	2610	17.71%	
	8	don't know	77	0.52%	
		Total	2,700	18.32%	

Valid	Invalid	Minimum	Maximum
12038	2700	1	5

H2RP9 - S8Q9 RISK OF PREGNANCY W/O PROTECTION-W2

Type	Code
Measurement Unit	numeric
H2RP9	9. Imagine that sometime soon you were to have sexual intercourse with someone just once, but were unable to use any method of birth control for some reason. What is the chance that you would get (If Respondent is male, add: your partner) pregnant?

			Frequency	% of total	% of valid
Valid	1	almost no chance	761	5.16%	6.35%
	2	some chance, but probably not	1595	10.82%	13.3%
	3	a 50-50 chance	5713	38.76%	47.66%
	4	a good chance	3029	20.55%	25.27%
	5	almost certain	890	6.04%	7.42%
		Total	11,988	81.34%	100%
Missing	6	refused	33	0.22%	
	7	legitimate skip	2610	17.71%	
	8	don't know	107	0.73%	
		Total	2,750	18.66%	

Valid	Invalid	Minimum	Maximum
11988	2750	1	5

H2RP10 - S8Q10 RISK OF AIDS W/O PROTECTION-W2

Type	Code
Measurement Unit	numeric
H2RP10	10. Suppose that sometime soon you had sexual intercourse for a whole month, as often as you wanted to, without using any protection. What is the chance that you would get the AIDS virus?

			Frequency	% of total	% of valid
--	--	--	-----------	------------	------------

Valid	1	almost no chance	1078	7.31%	9%
	2	some chance, but probably not	1584	10.75%	13.23%
	3	a 50-50 chance	3368	22.85%	28.12%
	4	a good chance	3935	26.7%	32.86%
	5	almost certain	2011	13.64%	16.79%
		Total	11,976	81.26%	100%
Missing	6	refused	36	0.24%	
	7	legitimate skip	2610	17.71%	
	8	don't know	116	0.79%	
		Total	2,762	18.74%	

Valid	Invalid	Minimum	Maximum
11976	2762	1	5

H2SE1 - S9Q1 USE BIRTH CONTROL IF AROUSED-W2

Type	Code
Measurement Unit	numeric
H2SE1	1. If you wanted to use birth control, how sure are you that you could stop yourself and use birth control once you were highly aroused or turned on?

			Frequency	% of total	% of valid
Valid	1	very sure	5833	39.58%	49.11%
	2	moderately sure	2631	17.85%	22.15%
	3	neither sure nor unsure	2135	14.49%	17.98%
	4	moderately unsure	486	3.3%	4.09%
	5	very unsure	464	3.15%	3.91%
	6	I never want to use birth control	328	2.23%	2.76%
		Total	11,877	80.59%	100%
Missing	96	refused	62	0.42%	
	97	legitimate skip	2610	17.71%	
	98	don't know	189	1.28%	
		Total	2,861	19.41%	

Valid	Invalid	Minimum	Maximum
11877	2861	1	6

H2SE2 - S9Q2 BIRTHCONTROL-ADVANCED PLANNING-W2

Type	Code
Measurement Unit	numeric

H2SE2	2. How sure are you that you could plan ahead to have some form of birth control available?
-------	---

			Frequency	% of total	% of valid
Valid	1	very sure	7422	50.36%	62.09%
	2	moderately sure	2601	17.65%	21.76%
	3	neither sure nor unsure	1166	7.91%	9.75%
	4	moderately unsure	234	1.59%	1.96%
	5	very unsure	268	1.82%	2.24%
	6	I never want to use birth control	263	1.78%	2.2%
		Total	11,954	81.11%	100%
Missing	96	refused	51	0.35%	
	97	legitimate skip	2610	17.71%	
	98	don't know	123	0.83%	
		Total	2,784	18.89%	

Valid	Invalid	Minimum	Maximum
11954	2784	1	6

Type	Code
Measurement Unit	numeric
H2SE3	3. How sure are you that you could resist sexual intercourse if your partner did not want to use some form of birth control?

			Frequency	% of total	% of valid
Valid	1	very sure	6700	45.46%	55.99%
	2	moderately sure	2228	15.12%	18.62%
	3	neither sure nor unsure	1774	12.04%	14.83%
	4	moderately unsure	545	3.7%	4.55%
	5	very unsure	514	3.49%	4.3%
	6	I never want to use birth control	205	1.39%	1.71%
		Total	11,966	81.19%	100%
Missing	96	refused	43	0.29%	
	97	legitimate skip	2610	17.71%	
	98	don't know	119	0.81%	
		Total	2,772	18.81%	

Valid	Invalid	Minimum	Maximum
11966	2772	1	6

 H2SE4 - S9Q4 YOUR INTELLIGENCE-W2

Type	Code
Measurement Unit	numeric
H2SE4	4. Compared with other people your age, how intelligent are you?

			Frequency	% of total	% of valid
Valid	1	moderately below average	174	1.18%	1.18%
	2	slightly below average	564	3.83%	3.84%
	3	about average	5562	37.74%	37.83%
	4	slightly above average	3155	21.41%	21.46%
	5	moderately above average	4223	28.65%	28.72%
	6	extremely above average	1026	6.96%	6.98%
		Total	14,704	99.77%	100%
Missing	96	refused	4	0.03%	
	98	don't know	30	0.2%	
		Total	34	0.23%	

Valid	Invalid	Minimum	Maximum
14704	34	1	6

 H2FS1 - S10Q1 BOTHERED BY THINGS-W2

Type	Code
Measurement Unit	numeric
H2FS1	1. How often was the following true during the past seven days? You were bothered by things that usually don't bother you.

			Frequency	% of total	% of valid
Valid	0	never or rarely	8098	54.95%	55.01%
	1	sometimes	5322	36.11%	36.15%
	2	a lot of the time	1022	6.93%	6.94%
	3	most of the time or all of the time	279	1.89%	1.9%
		Total	14,721	99.88%	100%
Missing	6	refused	4	0.03%	
	8	don't know	13	0.09%	
		Total	17	0.12%	

Valid	Invalid	Minimum	Maximum
14721	17	0	3

 H2FS2 - S10Q2 POOR APPETITE-W2

Type	Code
Measurement Unit	numeric
H2FS2	2. How often was the following true during the past seven days? You didn't feel like eating, your appetite was poor.

			Frequency	% of total	% of valid
Valid	0	never or rarely	9006	61.11%	61.17%
	1	sometimes	4347	29.5%	29.52%
	2	a lot of the time	1043	7.08%	7.08%
	3	most of the time or all of the time	328	2.23%	2.23%
		Total	14,724	99.91%	100%
Missing	6	refused	2	0.01%	
	8	don't know	12	0.08%	
		Total	14	0.09%	

Valid	Invalid	Minimum	Maximum
14724	14	0	3

 H2FS3 - S10Q3 HAD THE BLUES-W2

Type	Code
Measurement Unit	numeric
H2FS3	3. How often was the following true during the past seven days? You felt that you could not shake off the blues, even with help from your family and your friends.

			Frequency	% of total	% of valid
Valid	0	never or rarely	10135	68.77%	68.9%
	1	sometimes	3320	22.53%	22.57%
	2	a lot of the time	914	6.2%	6.21%
	3	most of the time or all of the time	340	2.31%	2.31%
		Total	14,709	99.8%	100%
Missing	6	refused	5	0.03%	
	8	don't know	24	0.16%	
		Total	29	0.2%	

Valid	Invalid	Minimum	Maximum
14709	29	0	3

 H2FS4 - S10Q4 JUST AS GOOD AS OTHER PEOPLE-W2

Type	Code
Measurement Unit	numeric
H2FS4	4. How often was the following true during the past seven days? You felt you were just as good as other people.

			Frequency	% of total	% of valid
Valid	0	never or rarely	1626	11.03%	11.05%
	1	sometimes	2937	19.93%	19.96%
	2	a lot of the time	4901	33.25%	33.31%
	3	most of the time or all of the time	5250	35.62%	35.68%
		Total	14,714	99.84%	100%
Missing	6	refused	2	0.01%	
	8	don't know	22	0.15%	
		Total	24	0.16%	

Valid	Invalid	Minimum	Maximum
14714	24	0	3

 H2FS5 - S10Q5 TROUBLE KEEPING MIND FOCUSED-W2

Type	Code
Measurement Unit	numeric
H2FS5	5. How often was the following true during the past seven days? You had trouble keeping your mind on what you were doing.

			Frequency	% of total	% of valid
Valid	0	never or rarely	5591	37.94%	37.98%
	1	sometimes	6571	44.59%	44.64%
	2	a lot of the time	1989	13.5%	13.51%
	3	most of the time or all of the time	569	3.86%	3.87%
		Total	14,720	99.88%	100%
Missing	6	refused	4	0.03%	
	8	don't know	14	0.09%	
		Total	18	0.12%	

Valid	Invalid	Minimum	Maximum
14720	18	0	3

 H2FS6 - S10Q6 FELT DEPRESSED-W2

Type	Code
Measurement Unit	numeric
H2FS6	6. How often was the following true during the past seven days? You felt depressed.

			Frequency	% of total	% of valid
Valid	0	never or rarely	8910	60.46%	60.52%
	1	sometimes	4385	29.75%	29.79%
	2	a lot of the time	1016	6.89%	6.9%
	3	most of the time or all of the time	411	2.79%	2.79%
Total			14,722	99.89%	100%
Missing	6	refused	2	0.01%	
	8	don't know	14	0.09%	
	Total		16	0.11%	

Valid	Invalid	Minimum	Maximum
14722	16	0	3

 H2FS7 - S10Q7 TOO TIRED TO DO THINGS-W2

Type	Code
Measurement Unit	numeric
H2FS7	7. How often was the following true during the past seven days? You felt that you were too tired to do things.

			Frequency	% of total	% of valid
Valid	0	never or rarely	5937	40.28%	40.31%
	1	sometimes	6800	46.14%	46.17%
	2	a lot of the time	1587	10.77%	10.78%
	3	most of the time or all of the time	403	2.73%	2.74%
Total			14,727	99.93%	100%
Missing	6	refused	1	0.01%	
	8	don't know	10	0.07%	
	Total		11	0.07%	

Valid	Invalid	Minimum	Maximum
14727	11	0	3

 H2FS8 - S10Q8 HOPEFUL ABOUT THE FUTURE-W2

Type	Code
Measurement Unit	numeric
H2FS8	8. How often was the following true during the past seven days? You felt hopeful about the future.

			Frequency	% of total	% of valid
Valid	0	never or rarely	1567	10.63%	10.65%
	1	sometimes	3664	24.86%	24.91%
	2	a lot of the time	5113	34.69%	34.77%
	3	most of the time or all of the time	4363	29.6%	29.67%
Total			14,707	99.79%	100%
Missing	6	refused	3	0.02%	
	8	don't know	28	0.19%	
	Total		31	0.21%	

Valid	Invalid	Minimum	Maximum
14707	31	0	3

 H2FS9 - S10Q9 LIFE HAD BEEN A FAILURE-W2

Type	Code
Measurement Unit	numeric
H2FS9	9. How often was the following true during the past seven days? You thought your life had been a failure.

			Frequency	% of total	% of valid
Valid	0	never or rarely	12241	83.06%	83.22%
	1	sometimes	1954	13.26%	13.28%
	2	a lot of the time	383	2.6%	2.6%
	3	most of the time or all of the time	131	0.89%	0.89%
Total			14,709	99.8%	100%
Missing	6	refused	2	0.01%	
	8	don't know	27	0.18%	
	Total		29	0.2%	

Valid	Invalid	Minimum	Maximum
14709	29	0	3



Type	Code
Measurement Unit	numeric
H2FS10	10. How often was the following true during the past seven days? You felt fearful.

			Frequency	% of total	% of valid
Valid	0	never or rarely	10677	72.45%	72.53%
	1	sometimes	3544	24.05%	24.07%
	2	a lot of the time	381	2.59%	2.59%
	3	most of the time or all of the time	119	0.81%	0.81%
		Total	14,721	99.88%	100%
Missing	6	refused	1	0.01%	
	8	don't know	16	0.11%	
		Total	17	0.12%	

Valid	Invalid	Minimum	Maximum
14721	17	0	3



Type	Code
Measurement Unit	numeric
H2FS11	11. How often was the following true during the past seven days? You were happy.

			Frequency	% of total	% of valid
Valid	0	never or rarely	424	2.88%	2.88%
	1	sometimes	2876	19.51%	19.53%
	2	a lot of the time	6216	42.18%	42.21%
	3	most of the time or all of the time	5211	35.36%	35.38%
		Total	14,727	99.93%	100%
Missing	6	refused	1	0.01%	
	8	don't know	10	0.07%	
		Total	11	0.07%	

Valid	Invalid	Minimum	Maximum
14727	11	0	3

 H2FS12 - S10Q12 TALKED LESS THAN USUAL-W2

Type	Code
Measurement Unit	numeric
H2FS12	12. How often was the following true during the past seven days? You talked less than usual.

			Frequency	% of total	% of valid
Valid	0	never or rarely	7682	52.12%	52.18%
	1	sometimes	5580	37.86%	37.91%
	2	a lot of the time	1108	7.52%	7.53%
	3	most of the time or all of the time	351	2.38%	2.38%
		Total	14,721	99.88%	100%
Missing	6	refused	1	0.01%	
	8	don't know	16	0.11%	
		Total	17	0.12%	

Valid	Invalid	Minimum	Maximum
14721	17	0	3

 H2FS13 - S10Q13 FELT LONELY-W2

Type	Code
Measurement Unit	numeric
H2FS13	13. How often was the following true during the past seven days? You felt lonely.

			Frequency	% of total	% of valid
Valid	0	never or rarely	9409	63.84%	63.91%
	1	sometimes	4134	28.05%	28.08%
	2	a lot of the time	861	5.84%	5.85%
	3	most of the time or all of the time	318	2.16%	2.16%
		Total	14,722	99.89%	100%
Missing	6	refused	2	0.01%	
	8	don't know	14	0.09%	
		Total	16	0.11%	

Valid	Invalid	Minimum	Maximum
14722	16	0	3

 H2FS14 - S10Q14 PEOPLE UNFRIENDLY TO YOU-W2

Type	Code
Measurement Unit	numeric
H2FS14	14. How often was the following true during the past seven days? People were unfriendly to you.

			Frequency	% of total	% of valid
Valid	0	never or rarely	9680	65.68%	65.73%
	1	sometimes	4368	29.64%	29.66%
	2	a lot of the time	515	3.49%	3.5%
	3	most of the time or all of the time	163	1.11%	1.11%
		Total	14,726	99.92%	100%
Missing	8	don't know	12	0.08%	
		Total	12	0.08%	

Valid	Invalid	Minimum	Maximum
14726	12	0	3

 H2FS15 - S10Q15 ENJOYED LIFE-W2

Type	Code
Measurement Unit	numeric
H2FS15	15. How often was the following true during the past seven days? You enjoyed life.

			Frequency	% of total	% of valid
Valid	0	never or rarely	539	3.66%	3.66%
	1	sometimes	2481	16.83%	16.85%
	2	a lot of the time	5061	34.34%	34.37%
	3	most of the time or all of the time	6642	45.07%	45.11%
		Total	14,723	99.9%	100%
Missing	6	refused	1	0.01%	
	8	don't know	14	0.09%	
		Total	15	0.1%	

Valid	Invalid	Minimum	Maximum
14723	15	0	3



Type	Code
Measurement Unit	numeric
H2FS16	16. How often was the following true during the past seven days? You felt sad.

			Frequency	% of total	% of valid
Valid	0	never or rarely	7643	51.86%	51.91%
	1	sometimes	6029	40.91%	40.95%
	2	a lot of the time	781	5.3%	5.3%
	3	most of the time or all of the time	271	1.84%	1.84%
		Total	14,724	99.91%	100%
Missing	6	refused	2	0.01%	
	8	don't know	12	0.08%	
		Total	14	0.09%	

Valid	Invalid	Minimum	Maximum
14724	14	0	3



Type	Code
Measurement Unit	numeric
H2FS17	17. How often was the following true during the past seven days? You felt that people disliked you.

			Frequency	% of total	% of valid
Valid	0	never or rarely	9833	66.72%	66.79%
	1	sometimes	4210	28.57%	28.59%
	2	a lot of the time	492	3.34%	3.34%
	3	most of the time or all of the time	188	1.28%	1.28%
		Total	14,723	99.9%	100%
Missing	6	refused	2	0.01%	
	8	don't know	13	0.09%	
		Total	15	0.1%	

Valid	Invalid	Minimum	Maximum
14723	15	0	3

 H2FS18 - S10Q18 HARD TO START DOING THINGS-W2

Type	Code
Measurement Unit	numeric
H2FS18	18. How often was the following true during the past seven days? It was hard to get started doing things.

			Frequency	% of total	% of valid
Valid	0	never or rarely	6975	47.33%	47.37%
	1	sometimes	6361	43.16%	43.2%
	2	a lot of the time	1155	7.84%	7.84%
	3	most of the time or all of the time	233	1.58%	1.58%
		Total	14,724	99.91%	100%
Missing	8	don't know	14	0.09%	
		Total	14	0.09%	

Valid	Invalid	Minimum	Maximum
14724	14	0	3

 H2FS19 - S10Q19 LIFE NOT WORTH LIVING-W2

Type	Code
Measurement Unit	numeric
H2FS19	19. How often was the following true during the past seven days? You felt life was not worth living.

			Frequency	% of total	% of valid
Valid	0	never or rarely	13049	88.54%	88.69%
	1	sometimes	1283	8.71%	8.72%
	2	a lot of the time	226	1.53%	1.54%
	3	most of the time or all of the time	155	1.05%	1.05%
		Total	14,713	99.83%	100%
Missing	6	refused	2	0.01%	
	8	don't know	23	0.16%	
		Total	25	0.17%	

Valid	Invalid	Minimum	Maximum
14713	25	0	3

 H2HR1 - S11Q1 RESPONDENT LIVES ALONE-W2

Type	Code
Measurement Unit	numeric
H2HR1	1. The following questions are about the people with whom you live. Please tell me the first names of all the people, other than you yourself, who live in your household.

			Frequency	% of total	% of valid
Valid	1	continue with household listing	14620	99.2%	99.2%
	2	R lives alone	118	0.8%	0.8%
Total			14,738	100%	100%

Valid	Invalid	Minimum	Maximum
14738	0	1	2

 H2HR2A - S11Q2A IS THERE ANYONE ELSE-W2

Type	Code
Measurement Unit	numeric
H2HR2A	2A. Please tell me the first names of all the people, other than you yourself, who live in your household. Is there anyone else? 1st response

			Frequency	% of total	% of valid
Valid	0	no	855	5.8%	5.85%
	1	yes	13760	93.36%	94.15%
Total			14,615	99.17%	100%
Missing	6	refused	2	0.01%	
	7	legitimate skip	118	0.8%	
	8	don't know	3	0.02%	
Total			123	0.83%	

Valid	Invalid	Minimum	Maximum
14615	123	0	1

 H2HR2B - S11Q2B IS THERE ANYONE ELSE-W2

Type	Code
Measurement Unit	numeric
H2HR2B	2B. Is there anyone else who lives in your household? 2nd response

			Frequency	% of total	% of valid
--	--	--	-----------	------------	------------

Valid	0	no	2611	17.72%	18.98%
	1	yes	11149	75.65%	81.02%
		Total	13,760	93.36%	100%
Missing	7	legitimate skip	978	6.64%	
		Total	978	6.64%	

Valid	Invalid	Minimum	Maximum
13760	978	0	1

H2HR2C - S11Q2C IS THERE ANYONE ELSE-W2

Type	Code
Measurement Unit	numeric
H2HR2C	2C. Is there anyone else who lives in your household? 3rd response

			Frequency	% of total	% of valid
Valid	0	no	4603	31.23%	41.29%
	1	yes	6546	44.42%	58.71%
		Total	11,149	75.65%	100%
Missing	7	legitimate skip	3589	24.35%	
		Total	3,589	24.35%	

Valid	Invalid	Minimum	Maximum
11149	3589	0	1

H2HR2D - S11Q2D IS THERE ANYONE ELSE-W2

Type	Code
Measurement Unit	numeric
H2HR2D	2D. Is there anyone else who lives in your household? 4th response

			Frequency	% of total	% of valid
Valid	0	no	3378	22.92%	51.6%
	1	yes	3168	21.5%	48.4%
		Total	6,546	44.42%	100%
Missing	7	legitimate skip	8192	55.58%	
		Total	8,192	55.58%	

Valid	Invalid	Minimum	Maximum
6546	8192	0	1

 H2HR2E - S11Q2E IS THERE ANYONE ELSE-W2

Type	Code
Measurement Unit	numeric
H2HR2E	2E. Is there anyone else who lives in your household? 5th response

			Frequency	% of total	% of valid
Valid	0	no	1762	11.96%	55.62%
	1	yes	1406	9.54%	44.38%
Total			3,168	21.5%	100%
Missing	7	legitimate skip	11570	78.5%	
	Total		11,570	78.5%	

Valid	Invalid	Minimum	Maximum
3168	11570	0	1

 H2HR2F - S11Q2F IS THERE ANYONE ELSE-W2

Type	Code
Measurement Unit	numeric
H2HR2F	2F. Is there anyone else who lives in your household? 6th response

			Frequency	% of total	% of valid
Valid	0	no	746	5.06%	53.06%
	1	yes	660	4.48%	46.94%
Total			1,406	9.54%	100%
Missing	7	legitimate skip	13332	90.46%	
	Total		13,332	90.46%	

Valid	Invalid	Minimum	Maximum
1406	13332	0	1

 H2HR2G - S11Q2G IS THERE ANYONE ELSE-W2

Type	Code
Measurement Unit	numeric
H2HR2G	2G. Is there anyone else who lives in your household? 7th response

			Frequency	% of total	% of valid
Valid	0	no	360	2.44%	54.55%
	1	yes	300	2.04%	45.45%

		Total	660	4.48%	100%
Missing	7	legitimate skip	14078	95.52%	
		Total	14,078	95.52%	

Valid	Invalid	Minimum	Maximum
660	14078	0	1

H2HR2H - S11Q2H IS THERE ANYONE ELSE-W2

Type	Code
Measurement Unit	numeric
H2HR2H	2H. Is there anyone else who lives in your household? 8th response

			Frequency	% of total	% of valid
Valid	0	no	148	1%	49.33%
	1	yes	152	1.03%	50.67%
		Total	300	2.04%	100%
Missing	7	legitimate skip	14438	97.96%	
		Total	14,438	97.96%	

Valid	Invalid	Minimum	Maximum
300	14438	0	1

H2HR2I - S11Q2I IS THERE ANYONE ELSE-W2

Type	Code
Measurement Unit	numeric
H2HR2I	2I. Is there anyone else who lives in your household? 9th response

			Frequency	% of total	% of valid
Valid	0	no	65	0.44%	42.76%
	1	yes	87	0.59%	57.24%
		Total	152	1.03%	100%
Missing	7	legitimate skip	14586	98.97%	
		Total	14,586	98.97%	

Valid	Invalid	Minimum	Maximum
152	14586	0	1

H2HR2J - S11Q2J IS THERE ANYONE ELSE-W2

Type	Code
------	------

Measurement Unit	numeric
H2HR2J	2J. Is there anyone else who lives in your household? 10th response

			Frequency	% of total	% of valid
Valid	0	no	38	0.26%	43.68%
	1	yes	49	0.33%	56.32%
		Total	87	0.59%	100%
Missing	7	legitimate skip	14651	99.41%	
	Total		14,651	99.41%	

Valid	Invalid	Minimum	Maximum
87	14651	0	1

H2HR2K - S11Q2K IS THERE ANYONE ELSE-W2

Type	Code
Measurement Unit	numeric
H2HR2K	2K. Is there anyone else who lives in your household? 11th response

			Frequency	% of total	% of valid
Valid	0	no	20	0.14%	40.82%
	1	yes	29	0.2%	59.18%
		Total	49	0.33%	100%
Missing	7	legitimate skip	14689	99.67%	
	Total		14,689	99.67%	

Valid	Invalid	Minimum	Maximum
49	14689	0	1

H2HR2L - S11Q2L IS THERE ANYONE ELSE-W2

Type	Code
Measurement Unit	numeric
H2HR2L	2L. Is there anyone else who lives in your household? 12th response

			Frequency	% of total	% of valid
Valid	0	no	14	0.09%	48.28%
	1	yes	15	0.1%	51.72%
		Total	29	0.2%	100%
Missing	7	legitimate skip	14709	99.8%	
	Total		14,709	99.8%	

Valid	Invalid	Minimum	Maximum
29	14709	0	1

Type	Code
Measurement Unit	numeric
H2HR2M	2M. Is there anyone else who lives in your household? 13th response

			Frequency	% of total	% of valid
Valid	0	no	11	0.07%	73.33%
	1	yes	4	0.03%	26.67%
Total			15	0.1%	100%
Missing	7	legitimate skip	14723	99.9%	
	Total		14,723	99.9%	

Valid	Invalid	Minimum	Maximum
15	14723	0	1

Type	Code
Measurement Unit	numeric
H2HR2N	2N. Is there anyone else who lives in your household? 14th response

			Frequency	% of total	% of valid
Valid	0	no	2	0.01%	50%
	1	yes	2	0.01%	50%
Total			4	0.03%	100%
Missing	7	legitimate skip	14734	99.97%	
	Total		14,734	99.97%	

Valid	Invalid	Minimum	Maximum
4	14734	0	1

Type	Code
Measurement Unit	numeric
H2HR2O	2O. Is there anyone else who lives in your household? 15th response

			Frequency	% of total	% of valid
--	--	--	-----------	------------	------------

Valid	0	no	1	0.01%	50%
	1	yes	1	0.01%	50%
		Total	2	0.01%	100%
Missing	7	legitimate skip	14736	99.99%	
		Total	14,736	99.99%	

Valid	Invalid	Minimum	Maximum
2	14736	0	1

H2HR2P - S11Q2P IS THERE ANYONE ELSE-W2

Type	Code
Measurement Unit	numeric
H2HR2P	2P. Is there anyone else who lives in your household? 16th response

			Frequency	% of total	% of valid
Valid	1	yes	1	0.01%	100%
		Total	1	0.01%	100%
Missing	7	legitimate skip	14737	99.99%	
		Total	14,737	99.99%	

Valid	Invalid	Minimum	Maximum
1	14737	1	1

H2HR2Q - S11Q2Q IS THERE ANYONE ELSE-W2

Type	Code
Measurement Unit	numeric
H2HR2Q	2Q. Is there anyone else who lives in your household? 17th response

			Frequency	% of total	% of valid
Valid	0	no	1	0.01%	100%
		Total	1	0.01%	100%
Missing	7	legitimate skip	14737	99.99%	
		Total	14,737	99.99%	

Valid	Invalid	Minimum	Maximum
1	14737	0	0

H2HR2R - S11Q2Respondent is THERE ANYONE ELSE-W2

Type	Numeric (Integer)
------	-------------------

Measurement Unit	numeric
H2HR2R	2R. Is there anyone else who lives in your household? 18th response

			Frequency
Missing	7	legitimate skip	14738

Valid	Invalid
0	14738

H2HR3A - S11Q3A HH MEMBER 1-GENDER-W2

Type	Code
Measurement Unit	numeric
H2HR3A	3A. 1st Household Member: Is {NAME} male or female?

			Frequency	% of total	% of valid
Valid	1	male	5660	38.4%	38.73%
	2	female	8955	60.76%	61.27%
	Total		14,615	99.17%	100%
Missing	6	refused	3	0.02%	
	7	legitimate skip	118	0.8%	
	8	don't know	2	0.01%	
	Total		123	0.83%	

Valid	Invalid	Minimum	Maximum
14615	123	1	2

H2HR4A - S11Q4A HH MEMBER 1-RELATION TO YOU-W2

Type	Code
Measurement Unit	numeric
H2HR4A	4A. 1st Household Member: What is {NAME}'s relationship to you?

			Frequency	% of total	% of valid
--	--	--	-----------	------------	------------

Valid	1	wife or husband	85	0.58%	0.58%
	2	partner	104	0.71%	0.71%
	3	son	22	0.15%	0.15%
	4	daughter	27	0.18%	0.18%
	5	brother	949	6.44%	6.49%
	6	brother's wife	1	0.01%	0.01%
	8	sister	942	6.39%	6.45%
	9	sister's husband	7	0.05%	0.05%
	10	sister's partner	2	0.01%	0.01%
	11	father	4108	27.87%	28.11%
	12	father's wife	15	0.1%	0.1%
	13	father's partner	7	0.05%	0.05%
	14	mother	7262	49.27%	49.69%
	15	mother's husband	94	0.64%	0.64%
	16	mother's partner	38	0.26%	0.26%
	17	father-in-law	8	0.05%	0.05%
	18	mother-in-law	7	0.05%	0.05%
	19	grandfather	91	0.62%	0.62%
	20	grandmother	315	2.14%	2.16%
	21	great-grandfather	1	0.01%	0.01%
	22	great-grandmother	5	0.03%	0.03%
	23	uncle	53	0.36%	0.36%
	24	aunt	147	1%	1.01%
	25	cousin	73	0.5%	0.5%
	26	nephew	7	0.05%	0.05%
	27	niece	3	0.02%	0.02%
	28	other relative	26	0.18%	0.18%
	29	other non-relative	215	1.46%	1.47%
			Total	14,614	99.16%
Missing	96	refused	4	0.03%	
	97	legitimate skip	118	0.8%	
	98	don't know	2	0.01%	
		Total	124	0.84%	

Valid	Invalid	Minimum	Maximum
14614	124	1	29

 H2HR5A - S11Q5A HH MEMBER 1-OFFSPRING-W2

Type	Code
Measurement Unit	numeric

H2HR5A	5A. 1st Household Member: [If REL="son" or "daughter":] Which description best fits {NAME}'s relationship to you?
--------	---

			Frequency	% of total	% of valid
Valid	1	biological son	21	0.14%	42.86%
	2	step son	1	0.01%	2.04%
	7	biological daughter	26	0.18%	53.06%
	8	step daughter	1	0.01%	2.04%
		Total	49	0.33%	100%
Missing	97	legitimate skip	14689	99.67%	
		Total	14,689	99.67%	

Valid	Invalid	Minimum	Maximum
49	14689	1	8

H2HR6A - S11Q6A HH MEMBER 1-SIBLING-W2

Type	Code
Measurement Unit	numeric
H2HR6A	6A. 1st Household Member: [If REL="brother," "sister," "other relative," or "other non-relative":] Which description best fits {NAME}'s relationship to you?

			Frequency	% of total	% of valid
Valid	1	full brother	788	5.35%	36.96%
	2	half-brother	122	0.83%	5.72%
	3	step brother	24	0.16%	1.13%
	4	adoptive brother	10	0.07%	0.47%
	5	foster brother	10	0.07%	0.47%
	6	other	112	0.76%	5.25%
	7	full sister	781	5.3%	36.63%
	8	half-sister	121	0.82%	5.68%
	9	step sister	21	0.14%	0.98%
	10	adoptive sister	19	0.13%	0.89%
	11	foster sister	3	0.02%	0.14%
	12	other	121	0.82%	5.68%
		Total	2,132	14.47%	100%
Missing	97	legitimate skip	12606	85.53%	
		Total	12,606	85.53%	

Valid	Invalid	Minimum	Maximum
2132	12606	1	12

 H2HR7A - S11Q7A HH MEMBER 1-PARENT-W2

Type	Code
Measurement Unit	numeric
H2HR7A	7A. 1st Household: [If REL="father" or "motheRespondent's husband," or "mother" or "fatheRespondent's wife":] Which description best fits {NAME}'s relationship to you?

			Frequency	% of total	% of valid
Valid	1	biological father	3730	25.31%	32.5%
	2	stepfather	330	2.24%	2.88%
	3	adoptive father	99	0.67%	0.86%
	4	step/adoptive father	30	0.2%	0.26%
	5	foster father	9	0.06%	0.08%
	6	other	4	0.03%	0.03%
	7	biological mother	7031	47.71%	61.26%
	8	stepmother	105	0.71%	0.91%
	9	adoptive mother	108	0.73%	0.94%
	10	step/adoptive mother	5	0.03%	0.04%
	11	foster mother	20	0.14%	0.17%
	12	other	6	0.04%	0.05%
		Total	11,477	77.87%	100%
Missing	97	legitimate skip	3259	22.11%	
	98	don't know	2	0.01%	
		Total	3,261	22.13%	

Valid	Invalid	Minimum	Maximum
11477	3261	1	12

 H2HR8A - S11Q8A HH MEMBER 1-AGE-W2

Type	Numeric (Double)
H2HR8A	8A. 1st Household Member: How old is {NAME}?
OutputVariableName	If age entered or refused, skip to Q10.

			Frequency	% of total	% of valid
Missing	996	refused	7	0.05%	
	997	legitimate skip	118	0.8%	
	998	don't know	249	1.69%	
		Total	374	2.54%	

Valid	Invalid	Minimum	Maximum	Mean	StdDev
-------	---------	---------	---------	------	--------

14364	374	0	97	38.978905...	12.311146...
-------	-----	---	----	--------------	--------------

H2HR9A - S11Q9A HH MEMBER 1-APPROXIMATE AGE-W2

Type	Numeric (Integer)
Measurement Unit	numeric
H2HR9A	9A. 1st Household Member: About how old is {NAME}?

			Frequency	% of total	% of valid
Missing	997	legitimate skip	14489	98.31%	
	998	don't know	46	0.31%	
		Total	14,535	98.62%	

Valid	Invalid	Minimum	Maximum	Mean	StdDev
203	14535	16	73	43.310344...	8.8450490...

H2HR3B - S11Q3B HH MEMBER 2-GENDER-W2

Type	Code
Measurement Unit	numeric
H2HR3B	3B. 2nd Household Member: Is {NAME} male or female?

			Frequency	% of total	% of valid
Valid	1	male	6908	46.87%	50.21%
	2	female	6851	46.49%	49.79%
		Total	13,759	93.36%	100%
Missing	7	legitimate skip	978	6.64%	
	8	don't know	1	0.01%	
		Total	979	6.64%	

Valid	Invalid	Minimum	Maximum
13759	979	1	2

H2HR4B - S11Q4B HH MEMBER 2-RELATION TO YOU-W2

Type	Code
Measurement Unit	numeric
H2HR4B	4B. 2nd Household Member: What is {NAME}'s relationship to you?

			Frequency	% of total	% of valid
--	--	--	-----------	------------	------------

Valid	1	wife or husband	12	0.08%	0.09%
	2	partner	36	0.24%	0.26%
	3	son	54	0.37%	0.39%
	4	daughter	55	0.37%	0.4%
	5	brother	1787	12.13%	12.99%
	6	brother's wife	6	0.04%	0.04%
	8	sister	1756	11.91%	12.76%
	9	sister's husband	20	0.14%	0.15%
	10	sister's partner	5	0.03%	0.04%
	11	father	4146	28.13%	30.13%
	12	father's wife	59	0.4%	0.43%
	13	father's partner	39	0.26%	0.28%
	14	mother	4342	29.46%	31.56%
	15	mother's husband	164	1.11%	1.19%
	16	mother's partner	149	1.01%	1.08%
	17	father-in-law	8	0.05%	0.06%
	18	mother-in-law	10	0.07%	0.07%
	19	grandfather	124	0.84%	0.9%
	20	grandmother	205	1.39%	1.49%
	21	great-grandfather	2	0.01%	0.01%
	22	great-grandmother	3	0.02%	0.02%
	23	uncle	147	1%	1.07%
	24	aunt	117	0.79%	0.85%
	25	cousin	156	1.06%	1.13%
	26	nephew	23	0.16%	0.17%
	27	niece	17	0.12%	0.12%
	28	other relative	33	0.22%	0.24%
	29	other non-relative	281	1.91%	2.04%
			Total	13,759	93.36%
Missing	97	legitimate skip	978	6.64%	
	98	don't know	1	0.01%	
		Total	979	6.64%	

Valid	Invalid	Minimum	Maximum
13759	979	1	29

H2HR5B - S11Q5B HH MEMBER 2-OFFSPRING-W2	
Type	Code
Measurement Unit	numeric
H2HR5B	5B. 2nd Household Member: [If REL="son" or "daughter":] Which description best fits {NAME}'s relationship to you?

			Frequency	% of total	% of valid
Valid	1	biological son	50	0.34%	45.87%
	2	step son	2	0.01%	1.83%
	6	other	2	0.01%	1.83%
	7	biological daughter	53	0.36%	48.62%
	8	step daughter	1	0.01%	0.92%
	12	other	1	0.01%	0.92%
Total			109	0.74%	100%
Missing	97	legitimate skip	14629	99.26%	
	Total		14,629	99.26%	

Valid	Invalid	Minimum	Maximum
109	14629	1	12

H2HR6B - S11Q6B HH MEMBER 2-SIBLING-W2	
Type	Code
Measurement Unit	numeric
H2HR6B	6B. 2nd Household Member: [If REL="brother," "sister," "other relative," or "other non-relative":] Which description best fits {NAME}'s relationship to you?

			Frequency	% of total	% of valid
Valid	1	full brother	1392	9.44%	36.13%
	2	half-brother	306	2.08%	7.94%
	3	step brother	50	0.34%	1.3%
	4	adoptive brother	25	0.17%	0.65%
	5	foster brother	13	0.09%	0.34%
	6	other	164	1.11%	4.26%
	7	full sister	1426	9.68%	37.01%
	8	half-sister	277	1.88%	7.19%
	9	step sister	28	0.19%	0.73%
	10	adoptive sister	14	0.09%	0.36%
	11	foster sister	9	0.06%	0.23%
	12	other	149	1.01%	3.87%
Total			3,853	26.14%	100%
Missing	96	refused	1	0.01%	
	97	legitimate skip	10881	73.83%	
	98	don't know	3	0.02%	
Total			10,885	73.86%	

Valid	Invalid	Minimum	Maximum

3853	10885	1	12
------	-------	---	----

H2HR7B - S11Q7B HH MEMBER 2-PARENT-W2

Type	Code
Measurement Unit	numeric
H2HR7B	7B. 2nd Household: [If REL="father" or "motheRespondent's husband," or "mother" or "fatheRespondent's wife":] Which description best fits {NAME}'s relationship to you?

			Frequency	% of total	% of valid
Valid	1	biological father	3335	22.63%	38.28%
	2	stepfather	827	5.61%	9.49%
	3	adoptive father	92	0.62%	1.06%
	4	step/adoptive father	43	0.29%	0.49%
	5	foster father	10	0.07%	0.11%
	6	other	3	0.02%	0.03%
	7	biological mother	4097	27.8%	47.03%
	8	stepmother	202	1.37%	2.32%
	9	adoptive mother	81	0.55%	0.93%
	10	step/adoptive mother	10	0.07%	0.11%
	11	foster mother	7	0.05%	0.08%
	12	other	4	0.03%	0.05%
		Total	8,711	59.11%	100%
Missing	97	legitimate skip	6027	40.89%	
		Total	6,027	40.89%	

Valid	Invalid	Minimum	Maximum
8711	6027	1	12

H2HR8B - S11Q8B HH MEMBER 2-AGE-W2

Type	Numeric (Double)
H2HR8B	8B. 2nd Household Member: How old is {NAME}?
OutputVariableName	If age entered or refused, skip to Q10.

			Frequency	% of total	% of valid
Missing	996	refused	3	0.02%	
	997	legitimate skip	978	6.64%	
	998	don't know	157	1.07%	
		Total	1,138	7.72%	

Valid	Invalid	Minimum	Maximum	Mean	StdDev
-------	---------	---------	---------	------	--------

13600	1138	0	117	35.252426...	15.162628...
-------	------	---	-----	--------------	--------------

H2HR9B - S11Q9B HH MEMBER 2-APPROXIMATE AGE-W2

Type	Numeric (Double)
H2HR9B	9B. 2nd Household Member: About how old is {NAME}?

			Frequency	% of total	% of valid
Missing	996	refused	1	0.01%	
	997	legitimate skip	14581	98.93%	
	998	don't know	27	0.18%	
Total			14,609	99.12%	

Valid	Invalid	Minimum	Maximum	Mean	StdDev
129	14609	11	80	42.968992...	10.677764...

H2HR3C - S11Q3C HH MEMBER 3-GENDER-W2

Type	Code
Measurement Unit	numeric
H2HR3C	3C. 3rd Household Member: Is {NAME} male or female?

			Frequency	% of total	% of valid
Valid	1	male	5865	39.8%	52.61%
	2	female	5283	35.85%	47.39%
	Total		11,148	75.64%	100%
Missing	6	refused	1	0.01%	
	7	legitimate skip	3589	24.35%	
	Total		3,590	24.36%	

Valid	Invalid	Minimum	Maximum
11148	3590	1	2

H2HR4C - S11Q4C HH MEMBER 3-RELATION TO YOU-W2

Type	Code
Measurement Unit	numeric
H2HR4C	4C. 3rd Household Member: What is {NAME}'s relationship to you?

			Frequency	% of total	% of valid
--	--	--	-----------	------------	------------

Valid	1	wife or husband	11	0.07%	0.1%	
	2	partner	34	0.23%	0.3%	
	3	son	41	0.28%	0.37%	
	4	daughter	45	0.31%	0.4%	
	5	brother	4264	28.93%	38.25%	
	6	brother's wife	13	0.09%	0.12%	
	8	sister	3847	26.1%	34.51%	
	9	sister's husband	10	0.07%	0.09%	
	10	sister's partner	3	0.02%	0.03%	
	11	father	799	5.42%	7.17%	
	12	father's wife	7	0.05%	0.06%	
	13	father's partner	8	0.05%	0.07%	
	14	mother	746	5.06%	6.69%	
	15	mother's husband	50	0.34%	0.45%	
	16	mother's partner	70	0.47%	0.63%	
	17	father-in-law	3	0.02%	0.03%	
	18	mother-in-law	7	0.05%	0.06%	
	19	grandfather	74	0.5%	0.66%	
	20	grandmother	177	1.2%	1.59%	
	22	great-grandmother	6	0.04%	0.05%	
	23	uncle	107	0.73%	0.96%	
	24	aunt	93	0.63%	0.83%	
	25	cousin	270	1.83%	2.42%	
	26	nephew	69	0.47%	0.62%	
	27	niece	58	0.39%	0.52%	
	28	other relative	38	0.26%	0.34%	
	29	other non-relative	292	1.98%	2.62%	
			Total	11,148	75.64%	100%
	Missing	96	refused	1	0.01%	
97		legitimate skip	3589	24.35%		
		Total	3,590	24.36%		

Valid	Invalid	Minimum	Maximum
11148	3590	1	29

H2HR5C - S11Q5C HH MEMBER 3-OFFSPRING-W2

Type	Code
Measurement Unit	numeric
H2HR5C	5C. 3rd Household Member: [If REL="son" or "daughter":] Which description best fits {NAME}'s relationship to you?

	Frequency	% of total	% of valid
--	-----------	------------	------------

Valid	1	biological son	37	0.25%	43.02%
	4	step/adoptive son	1	0.01%	1.16%
	6	other	3	0.02%	3.49%
	7	biological daughter	44	0.3%	51.16%
	12	other	1	0.01%	1.16%
		Total	86	0.58%	100%
Missing	97	legitimate skip	14652	99.42%	
		Total	14,652	99.42%	

Valid	Invalid	Minimum	Maximum
86	14652	1	12

H2HR6C - S11Q6C HH MEMBER 3-SIBLING-W2

Type	Code
Measurement Unit	numeric
H2HR6C	6C. 3rd Household Member: [If REL="brother," "sister," "other relative," or "other non-relative":] Which description best fits {NAME}'s relationship to you?

			Frequency	% of total	% of valid
Valid	1	full brother	3531	23.96%	41.83%
	2	half-brother	515	3.49%	6.1%
	3	step brother	142	0.96%	1.68%
	4	adoptive brother	62	0.42%	0.73%
	5	foster brother	24	0.16%	0.28%
	6	other	179	1.21%	2.12%
	7	full sister	3166	21.48%	37.51%
	8	half-sister	481	3.26%	5.7%
	9	step sister	105	0.71%	1.24%
	10	adoptive sister	80	0.54%	0.95%
	11	foster sister	17	0.12%	0.2%
	12	other	139	0.94%	1.65%
		Total	8,441	57.27%	100%
Missing	97	legitimate skip	6297	42.73%	
		Total	6,297	42.73%	

Valid	Invalid	Minimum	Maximum
8441	6297	1	12

H2HR7C - S11Q7C HH MEMBER 3-PARENT-W2

Type	Code
Measurement Unit	numeric
H2HR7C	7C. 3rd Household: [If REL="father" or "motheRespondent's husband," or "mother" or "fatheRespondent's wife":] Which description best fits {NAME}'s relationship to you?

			Frequency	% of total	% of valid
Valid	1	biological father	625	4.24%	39.01%
	2	stepfather	196	1.33%	12.23%
	3	adoptive father	14	0.09%	0.87%
	4	step/adoptive father	10	0.07%	0.62%
	5	foster father	2	0.01%	0.12%
	6	other	2	0.01%	0.12%
	7	biological mother	716	4.86%	44.69%
	8	stepmother	27	0.18%	1.69%
	9	adoptive mother	8	0.05%	0.5%
	10	step/adoptive mother	2	0.01%	0.12%
		Total	1,602	10.87%	100%
Missing	97	legitimate skip	13136	89.13%	
		Total	13,136	89.13%	

Valid	Invalid	Minimum	Maximum
1602	13136	1	10

H2HR8C - S11Q8C HH MEMBER 3-AGE-W2

Type	Numeric (Double)
H2HR8C	8C. 3rd Household Member: How old is {NAME}?
OutputVariableName	If age entered or refused, skip to Q10.

			Frequency	% of total	% of valid
Missing	996	refused	2	0.01%	
	997	legitimate skip	3589	24.35%	
	998	don't know	76	0.52%	
		Total	3,667	24.88%	

Valid	Invalid	Minimum	Maximum	Mean	StdDev
11071	3667	0	98	20.921777...	14.133536...

H2HR9C - S11Q9C HH MEMBER 3-APPROXIMATE AGE-W2

Type	Numeric (Double)
H2HR9C	9C. 3rd Household Member: About how old is {NAME}?

			Frequency	% of total	% of valid
Missing	996	refused	1	0.01%	
	997	legitimate skip	14662	99.48%	
	998	don't know	14	0.09%	
		Total	14,677	99.59%	

Valid	Invalid	Minimum	Maximum	Mean	StdDev
61	14677	10	85	41.180327...	14.182745...

H2HR3D - S11Q3D HH MEMBER 4-GENDER-W2

Type	Code
Measurement Unit	numeric
H2HR3D	3D. 4th Household Member: Is {NAME} male or female?

			Frequency	% of total	% of valid
Valid	1	male	3400	23.07%	51.95%
	2	female	3145	21.34%	48.05%
	Total		6,545	44.41%	100%
Missing	6	refused	1	0.01%	
	7	legitimate skip	8192	55.58%	
	Total		8,193	55.59%	

Valid	Invalid	Minimum	Maximum
6545	8193	1	2

H2HR4D - S11Q4D HH MEMBER 4-RELATION TO YOU-W2

Type	Code
Measurement Unit	numeric
H2HR4D	4D. 4th Household Member: What is {NAME}'s relationship to you?

			Frequency	% of total	% of valid
--	--	--	-----------	------------	------------

Valid	1	wife or husband	3	0.02%	0.05%	
	2	partner	16	0.11%	0.24%	
	3	son	27	0.18%	0.41%	
	4	daughter	31	0.21%	0.47%	
	5	brother	2322	15.76%	35.48%	
	6	brother's wife	27	0.18%	0.41%	
	8	sister	2129	14.45%	32.53%	
	9	sister's husband	13	0.09%	0.2%	
	10	sister's partner	13	0.09%	0.2%	
	11	father	402	2.73%	6.14%	
	12	father's wife	1	0.01%	0.02%	
	13	father's partner	3	0.02%	0.05%	
	14	mother	381	2.59%	5.82%	
	15	mother's husband	29	0.2%	0.44%	
	16	mother's partner	42	0.28%	0.64%	
	17	father-in-law	6	0.04%	0.09%	
	18	mother-in-law	2	0.01%	0.03%	
	19	grandfather	67	0.45%	1.02%	
	20	grandmother	131	0.89%	2%	
	21	great-grandfather	1	0.01%	0.02%	
	23	uncle	84	0.57%	1.28%	
	24	aunt	66	0.45%	1.01%	
	25	cousin	246	1.67%	3.76%	
	26	nephew	96	0.65%	1.47%	
	27	niece	110	0.75%	1.68%	
	28	other relative	34	0.23%	0.52%	
	29	other non-relative	249	1.69%	3.8%	
			Total	6,545	44.41%	100%
	Missing	96	refused	1	0.01%	
97		legitimate skip	8192	55.58%		
		Total	8,193	55.59%		

Valid	Invalid	Minimum	Maximum
6545	8193	1	29

H2HR5D - S11Q5D HH MEMBER 4-OFFSPRING-W2	
Type	Code
Measurement Unit	numeric
H2HR5D	5D. 4th Household Member: [If REL="son" or "daughter":] Which description best fits {NAME}'s relationship to you?

	Frequency	% of total	% of valid
--	-----------	------------	------------

Valid	1	biological son	26	0.18%	44.83%
	4	step/adoptive son	1	0.01%	1.72%
	7	biological daughter	30	0.2%	51.72%
	8	step daughter	1	0.01%	1.72%
		Total	58	0.39%	100%
Missing	97	legitimate skip	14680	99.61%	
		Total	14,680	99.61%	

Valid	Invalid	Minimum	Maximum
58	14680	1	8

H2HR6D - S11Q6D HH MEMBER 4-SIBLING-W2

Type	Code
Measurement Unit	numeric
H2HR6D	6D. 4th Household Member: [If REL="brother," "sister," "other relative," or "other non-relative":] Which description best fits {NAME}'s relationship to you?

			Frequency	% of total	% of valid
Valid	1	full brother	1817	12.33%	38.38%
	2	half-brother	338	2.29%	7.14%
	3	step brother	109	0.74%	2.3%
	4	adoptive brother	37	0.25%	0.78%
	5	foster brother	31	0.21%	0.65%
	6	other	144	0.98%	3.04%
	7	full sister	1695	11.5%	35.8%
	8	half-sister	316	2.14%	6.68%
	9	step sister	77	0.52%	1.63%
	10	adoptive sister	36	0.24%	0.76%
	11	foster sister	18	0.12%	0.38%
	12	other	116	0.79%	2.45%
		Total	4,734	32.12%	100%
Missing	97	legitimate skip	10004	67.88%	
		Total	10,004	67.88%	

Valid	Invalid	Minimum	Maximum
4734	10004	1	12

H2HR7D - S11Q7D HH MEMBER 4-PARENT-W2

Type	Code
------	------

Measurement Unit	numeric
H2HR7D	7D. 4th Household: [If REL="father" or "mother" or "father's husband," or "mother" or "father's wife":] Which description best fits {NAME}'s relationship to you?

			Frequency	% of total	% of valid
Valid	1	biological father	305	2.07%	37.52%
	2	stepfather	109	0.74%	13.41%
	3	adoptive father	14	0.09%	1.72%
	4	step/adoptive father	3	0.02%	0.37%
	7	biological mother	360	2.44%	44.28%
	8	stepmother	16	0.11%	1.97%
	9	adoptive mother	3	0.02%	0.37%
	10	step/adoptive mother	3	0.02%	0.37%
		Total	813	5.52%	100%
Missing	97	legitimate skip	13925	94.48%	
		Total	13,925	94.48%	

Valid	Invalid	Minimum	Maximum
813	13925	1	10

H2HR8D - S11Q8D HH MEMBER 4-AGE-W2

Type	Numeric (Double)
H2HR8D	8D. 4th Household Member: How old is {NAME}?
OutputVariableName	If age entered or refused, skip to Q10.

			Frequency	% of total	% of valid
Missing	996	refused	1	0.01%	
	997	legitimate skip	8192	55.58%	
	998	don't know	54	0.37%	
		Total	8,247	55.96%	

Valid	Invalid	Minimum	Maximum	Mean	StdDev
6491	8247	0	103	19.414728...	15.189473...

H2HR9D - S11Q9D HH MEMBER 4-APPROXIMATE AGE-W2

Type	Numeric (Double)
H2HR9D	9D. 4th Household Member: About how old is {NAME}?

			Frequency	% of total	% of valid
--	--	--	-----------	------------	------------

Missing	997	legitimate skip	14684	99.63%	
	998	don't know	11	0.07%	
		Total	14,695	99.71%	

Valid	Invalid	Minimum	Maximum	Mean	StdDev
43	14695	10	82	46.325581...	17.739813...

H2HR3E - S11Q3E HH MEMBER 5-GENDER-W2

Type	Code
Measurement Unit	numeric
H2HR3E	3E. 5th Household Member: Is {NAME} male or female?

			Frequency	% of total	% of valid
Valid	1	male	1620	10.99%	51.15%
	2	female	1547	10.5%	48.85%
		Total	3,167	21.49%	100%
Missing	6	refused	1	0.01%	
	7	legitimate skip	11570	78.5%	
		Total	11,571	78.51%	

Valid	Invalid	Minimum	Maximum
3167	11571	1	2

H2HR4E - S11Q4E HH MEMBER 5-RELATION TO YOU-W2

Type	Code
Measurement Unit	numeric
H2HR4E	4E. 5th Household Member: What is {NAME}'s relationship to you?

	Frequency	% of total	% of valid
--	-----------	------------	------------

Valid	1	wife or husband	2	0.01%	0.06%	
	2	partner	10	0.07%	0.32%	
	3	son	23	0.16%	0.73%	
	4	daughter	23	0.16%	0.73%	
	5	brother	967	6.56%	30.53%	
	6	brother's wife	10	0.07%	0.32%	
	7	brother's partner	8	0.05%	0.25%	
	8	sister	897	6.09%	28.32%	
	9	sister's husband	8	0.05%	0.25%	
	10	sister's partner	8	0.05%	0.25%	
	11	father	171	1.16%	5.4%	
	12	father's wife	5	0.03%	0.16%	
	13	father's partner	2	0.01%	0.06%	
	14	mother	166	1.13%	5.24%	
	15	mother's husband	5	0.03%	0.16%	
	16	mother's partner	15	0.1%	0.47%	
	17	father-in-law	1	0.01%	0.03%	
	19	grandfather	46	0.31%	1.45%	
	20	grandmother	102	0.69%	3.22%	
	22	great-grandmother	6	0.04%	0.19%	
	23	uncle	63	0.43%	1.99%	
	24	aunt	57	0.39%	1.8%	
	25	cousin	178	1.21%	5.62%	
	26	nephew	101	0.69%	3.19%	
	27	niece	81	0.55%	2.56%	
	28	other relative	33	0.22%	1.04%	
	29	other non-relative	179	1.21%	5.65%	
			Total	3,167	21.49%	100%
	Missing	96	refused	1	0.01%	
97		legitimate skip	11570	78.5%		
		Total	11,571	78.51%		

Valid	Invalid	Minimum	Maximum
3167	11571	1	29

H2HR5E - S11Q5E HH MEMBER 5-OFFSPRING-W2	
Type	Code
Measurement Unit	numeric
H2HR5E	5E. 5th Household Member: [If REL="son" or "daughter":] Which description best fits {NAME}'s relationship to you?

	Frequency	% of total	% of valid
--	-----------	------------	------------

Valid	1	biological son	23	0.16%	50%
	7	biological daughter	23	0.16%	50%
		Total	46	0.31%	100%
Missing	97	legitimate skip	14692	99.69%	
		Total	14,692	99.69%	

Valid	Invalid	Minimum	Maximum
46	14692	1	7

Type	Code
Measurement Unit	numeric
H2HR6E	6E. 5th Household Member: [If REL="brother," "sister," "other relative," or "other non-relative":] Which description best fits {NAME}'s relationship to you?

			Frequency	% of total	% of valid
Valid	1	full brother	717	4.86%	34.54%
	2	half-brother	158	1.07%	7.61%
	3	step brother	54	0.37%	2.6%
	4	adoptive brother	20	0.14%	0.96%
	5	foster brother	26	0.18%	1.25%
	6	other	105	0.71%	5.06%
	7	full sister	683	4.63%	32.9%
	8	half-sister	151	1.02%	7.27%
	9	step sister	38	0.26%	1.83%
	10	adoptive sister	20	0.14%	0.96%
	11	foster sister	13	0.09%	0.63%
	12	other	91	0.62%	4.38%
		Total	2,076	14.09%	100%
Missing	97	legitimate skip	12662	85.91%	
		Total	12,662	85.91%	

Valid	Invalid	Minimum	Maximum
2076	12662	1	12

Type	Code
Measurement Unit	numeric

H2HR7E	7E. 5th Household: [If REL="father" or "motheRespondent's husband," or "mother" or "fatheRespondent's wife":] Which description best fits {NAME}'s relationship to you?
--------	---

			Frequency	% of total	% of valid
Valid	1	biological father	126	0.85%	36.31%
	2	stepfather	41	0.28%	11.82%
	3	adoptive father	5	0.03%	1.44%
	4	step/adoptive father	4	0.03%	1.15%
	7	biological mother	152	1.03%	43.8%
	8	stepmother	15	0.1%	4.32%
	9	adoptive mother	2	0.01%	0.58%
	10	step/adoptive mother	1	0.01%	0.29%
	11	foster mother	1	0.01%	0.29%
			Total	347	2.35%
Missing	97	legitimate skip	14391	97.65%	
		Total	14,391	97.65%	

Valid	Invalid	Minimum	Maximum
347	14391	1	11

H2HR8E - S11Q8E HH MEMBER 5-AGE-W2

Type	Numeric (Double)
H2HR8E	8E. 5th Household Member: How old is {NAME}?
OutputVariableName	If age entered or refused, skip to Q10.

			Frequency	% of total	% of valid
Missing	996	refused	2	0.01%	
	997	legitimate skip	11570	78.5%	
	998	don't know	31	0.21%	
		Total	11,603	78.73%	

Valid	Invalid	Minimum	Maximum	Mean	StdDev
3135	11603	0	95	19.417224...	17.374991...

H2HR9E - S11Q9E HH MEMBER 5-APPROXIMATE AGE-W2

Type	Numeric (Double)
H2HR9E	9E. 5th Household Member: About how old is {NAME}?

			Frequency	% of total	% of valid
--	--	--	-----------	------------	------------

Missing	997	legitimate skip	14707	99.79%	
	998	don't know	4	0.03%	
		Total	14,711	99.82%	

Valid	Invalid	Minimum	Maximum	Mean	StdDev
27	14711	14	68	42.481481...	16.532881...

H2HR3F - S11Q3F HH MEMBER 6-GENDER-W2

Type	Code
Measurement Unit	numeric
H2HR3F	3F. 6th Household Member: Is {NAME} male or female?

			Frequency	% of total	% of valid
Valid	1	male	727	4.93%	51.74%
	2	female	678	4.6%	48.26%
		Total	1,405	9.53%	100%
Missing	6	refused	1	0.01%	
	7	legitimate skip	13332	90.46%	
		Total	13,333	90.47%	

Valid	Invalid	Minimum	Maximum
1405	13333	1	2

H2HR4F - S11Q4F HH MEMBER 6-RELATION TO YOU-W2

Type	Code
Measurement Unit	numeric
H2HR4F	4F. 6th Household Member: What is {NAME}'s relationship to you?

	Frequency	% of total	% of valid
--	-----------	------------	------------

Valid	1	wife or husband	5	0.03%	0.36%	
	2	partner	3	0.02%	0.21%	
	3	son	18	0.12%	1.28%	
	4	daughter	17	0.12%	1.21%	
	5	brother	326	2.21%	23.22%	
	6	brother's wife	6	0.04%	0.43%	
	7	brother's partner	4	0.03%	0.28%	
	8	sister	343	2.33%	24.43%	
	9	sister's husband	8	0.05%	0.57%	
	10	sister's partner	3	0.02%	0.21%	
	11	father	68	0.46%	4.84%	
	12	father's wife	1	0.01%	0.07%	
	13	father's partner	2	0.01%	0.14%	
	14	mother	53	0.36%	3.77%	
	15	mother's husband	2	0.01%	0.14%	
	16	mother's partner	8	0.05%	0.57%	
	19	grandfather	25	0.17%	1.78%	
	20	grandmother	38	0.26%	2.71%	
	21	great-grandfather	1	0.01%	0.07%	
	22	great-grandmother	2	0.01%	0.14%	
	23	uncle	36	0.24%	2.56%	
	24	aunt	35	0.24%	2.49%	
	25	cousin	133	0.9%	9.47%	
	26	nephew	80	0.54%	5.7%	
	27	niece	71	0.48%	5.06%	
	28	other relative	13	0.09%	0.93%	
	29	other non-relative	103	0.7%	7.34%	
			Total	1,404	9.53%	100%
	Missing	96	refused	1	0.01%	
97		legitimate skip	13332	90.46%		
98		don't know	1	0.01%		
		Total	13,334	90.47%		

Valid	Invalid	Minimum	Maximum
1404	13334	1	29

H2HR5F - S11Q5F HH MEMBER 6-OFFSPRING-W2	
Type	Code
Measurement Unit	numeric
H2HR5F	5F. 6th Household Member: [If REL="son" or "daughter":] Which description best fits {NAME}'s relationship to you?

			Frequency	% of total	% of valid
Valid	1	biological son	18	0.12%	51.43%
	7	biological daughter	17	0.12%	48.57%
		Total	35	0.24%	100%
Missing	97	legitimate skip	14703	99.76%	
		Total	14,703	99.76%	

Valid	Invalid	Minimum	Maximum
35	14703	1	7

Type	Code
Measurement Unit	numeric
H2HR6F	6F. 6th Household Member: [If REL="brother," "sister," "other relative," or "other non-relative":] Which description best fits {NAME}'s relationship to you?

			Frequency	% of total	% of valid
Valid	1	full brother	251	1.7%	31.97%
	2	half-brother	56	0.38%	7.13%
	3	step brother	20	0.14%	2.55%
	4	adoptive brother	3	0.02%	0.38%
	5	foster brother	10	0.07%	1.27%
	6	other	54	0.37%	6.88%
	7	full sister	255	1.73%	32.48%
	8	half-sister	58	0.39%	7.39%
	9	step sister	17	0.12%	2.17%
	10	adoptive sister	8	0.05%	1.02%
	11	foster sister	5	0.03%	0.64%
	12	other	48	0.33%	6.11%
	Total	785	5.33%	100%	
Missing	97	legitimate skip	13953	94.67%	
		Total	13,953	94.67%	

Valid	Invalid	Minimum	Maximum
785	13953	1	12

Type	Code
Measurement Unit	numeric

H2HR7F	7F. 6th Household: [If REL="father" or "motheRespondent's husband," or "mother" or "fatheRespondent's wife":] Which description best fits {NAME}'s relationship to you?
--------	---

			Frequency	% of total	% of valid
Valid	1	biological father	51	0.35%	41.13%
	2	stepfather	19	0.13%	15.32%
	7	biological mother	48	0.33%	38.71%
	8	stepmother	4	0.03%	3.23%
	9	adoptive mother	1	0.01%	0.81%
	12	other	1	0.01%	0.81%
		Total	124	0.84%	100%
Missing	97	legitimate skip	14614	99.16%	
		Total	14,614	99.16%	

Valid	Invalid	Minimum	Maximum
124	14614	1	12

H2HR8F - S11Q8F HH MEMBER 6-AGE-W2

Type	Numeric (Double)
H2HR8F	8F. 6th Household Member: How old is {NAME}?
OutputVariableName	If age entered or refused, skip to Q10.

			Frequency	% of total	% of valid
Missing	996	refused	1	0.01%	
	997	legitimate skip	13332	90.46%	
	998	don't know	15	0.1%	
		Total	13,348	90.57%	

Valid	Invalid	Minimum	Maximum	Mean	StdDev
1390	13348	0	90	17.849640...	17.738107...

H2HR9F - S11Q9F HH MEMBER 6-APPROXIMATE AGE-W2

Type	Numeric (Double)
H2HR9F	9F. 6th Household Member: About how old is {NAME}?

			Frequency	% of total	% of valid
Missing	997	legitimate skip	14723	99.9%	
	998	don't know	2	0.01%	
		Total	14,725	99.91%	

Valid	Invalid	Minimum	Maximum	Mean	StdDev
13	14725	0	86	35.692307...	23.375145...

H2HR3G - S11Q3G HH MEMBER 7-GENDER-W2

Type	Code
Measurement Unit	numeric
H2HR3G	3G. 7th Household Member: Is {NAME} male or female?

			Frequency	% of total	% of valid
Valid	1	male	350	2.37%	53.11%
	2	female	309	2.1%	46.89%
	Total		659	4.47%	100%
Missing	6	refused	1	0.01%	
	7	legitimate skip	14078	95.52%	
	Total		14,079	95.53%	

Valid	Invalid	Minimum	Maximum
659	14079	1	2

H2HR4G - S11Q4G HH MEMBER 7-RELATION TO YOU-W2

Type	Code
Measurement Unit	numeric
H2HR4G	4G. 7th Household Member: What is {NAME}'s relationship to you?

			Frequency	% of total	% of valid
--	--	--	-----------	------------	------------

Valid	2	partner	2	0.01%	0.3%
	3	son	8	0.05%	1.21%
	4	daughter	7	0.05%	1.06%
	5	brother	143	0.97%	21.7%
	7	brother's partner	2	0.01%	0.3%
	8	sister	145	0.98%	22%
	9	sister's husband	4	0.03%	0.61%
	10	sister's partner	3	0.02%	0.46%
	11	father	28	0.19%	4.25%
	14	mother	33	0.22%	5.01%
	15	mother's husband	2	0.01%	0.3%
	16	mother's partner	2	0.01%	0.3%
	17	father-in-law	1	0.01%	0.15%
	19	grandfather	6	0.04%	0.91%
	20	grandmother	13	0.09%	1.97%
	23	uncle	23	0.16%	3.49%
	24	aunt	14	0.09%	2.12%
	25	cousin	72	0.49%	10.93%
	26	nephew	47	0.32%	7.13%
	27	niece	40	0.27%	6.07%
28	other relative	11	0.07%	1.67%	
29	other non-relative	53	0.36%	8.04%	
		Total	659	4.47%	100%
Missing	96	refused	1	0.01%	
	97	legitimate skip	14078	95.52%	
		Total	14,079	95.53%	

Valid	Invalid	Minimum	Maximum
659	14079	2	29

H2HR5G - S11Q5G HH MEMBER 7-OFFSPRING-W2

Type	Code
Measurement Unit	numeric
H2HR5G	5G. 7th Household Member: [If REL="son" or "daughter":] Which description best fits {NAME}'s relationship to you?

			Frequency	% of total	% of valid
Valid	1	biological son	8	0.05%	53.33%
	7	biological daughter	7	0.05%	46.67%
		Total	15	0.1%	100%
Missing	97	legitimate skip	14723	99.9%	

		Total	14,723	99.9%	
--	--	-------	--------	-------	--

Valid	Invalid	Minimum	Maximum
15	14723	1	7

H2HR6G - S11Q6G HH MEMBER 7-SIBLING-W2

Type	Code
Measurement Unit	numeric
H2HR6G	6G. 7th Household Member: [If REL="brother," "sister," "other relative," or "other non-relative":] Which description best fits {NAME}'s relationship to you?

			Frequency	% of total	% of valid
Valid	1	full brother	103	0.7%	29.26%
	2	half-brother	28	0.19%	7.95%
	3	step brother	8	0.05%	2.27%
	4	adoptive brother	2	0.01%	0.57%
	5	foster brother	8	0.05%	2.27%
	6	other	33	0.22%	9.38%
	7	full sister	106	0.72%	30.11%
	8	half-sister	28	0.19%	7.95%
	9	step sister	11	0.07%	3.13%
	10	adoptive sister	2	0.01%	0.57%
	11	foster sister	2	0.01%	0.57%
	12	other	21	0.14%	5.97%
		Total	352	2.39%	100%
Missing	97	legitimate skip	14386	97.61%	
		Total	14,386	97.61%	

Valid	Invalid	Minimum	Maximum
352	14386	1	12

H2HR7G - S11Q7G HH MEMBER 7-PARENT-W2

Type	Code
Measurement Unit	numeric
H2HR7G	7G. 7th Household: [If REL="father" or "motheRespondent's husband," or "mother" or "fatheRespondent's wife":] Which description best fits {NAME}'s relationship to you?

			Frequency	% of total	% of valid
--	--	--	-----------	------------	------------

Valid	1	biological father	18	0.12%	28.57%
	2	stepfather	11	0.07%	17.46%
	5	foster father	1	0.01%	1.59%
	7	biological mother	31	0.21%	49.21%
	8	stepmother	1	0.01%	1.59%
	9	adoptive mother	1	0.01%	1.59%
		Total	63	0.43%	100%
Missing	97	legitimate skip	14675	99.57%	
		Total	14,675	99.57%	

Valid	Invalid	Minimum	Maximum
63	14675	1	9

H2HR8G - S11Q8G HH MEMBER 7-AGE-W2

Type	Numeric (Double)
H2HR8G	8G. 7th Household Member: How old is {NAME}?
OutputVariableName	If age entered or refused, skip to Q10.

			Frequency	% of total	% of valid
Missing	996	refused	1	0.01%	
	997	legitimate skip	14078	95.52%	
	998	don't know	9	0.06%	
		Total	14,088	95.59%	

Valid	Invalid	Minimum	Maximum	Mean	StdDev
650	14088	0	91	16.426153...	16.600116...

H2HR9G - S11Q9G HH MEMBER 7-APPROXIMATE AGE-W2

Type	Numeric (Double)
H2HR9G	9G. 7th Household Member: About how old is {NAME}?

			Frequency	% of total	% of valid
Missing	997	legitimate skip	14729	99.94%	
	998	don't know	2	0.01%	
		Total	14,731	99.95%	

Valid	Invalid	Minimum	Maximum	Mean	StdDev
7	14731	11	80	38.428571...	27.506709...

H2HR3H - S11Q3H HH MEMBER 8-GENDER-W2

Type	Code
Measurement Unit	numeric
H2HR3H	3H. 8th Household Member: Is {NAME} male or female?

			Frequency	% of total	% of valid
Valid	1	male	149	1.01%	49.83%
	2	female	150	1.02%	50.17%
	Total		299	2.03%	100%
Missing	6	refused	1	0.01%	
	7	legitimate skip	14438	97.96%	
	Total		14,439	97.97%	

Valid	Invalid	Minimum	Maximum
299	14439	1	2

H2HR4H - S11Q4H HH MEMBER 8-RELATION TO YOU-W2

Type	Code
Measurement Unit	numeric
H2HR4H	4H. 8th Household Member: What is {NAME}'s relationship to you?

			Frequency	% of total	% of valid
Valid	1	wife or husband	1	0.01%	0.33%
	3	son	1	0.01%	0.33%
	4	daughter	2	0.01%	0.67%
	5	brother	64	0.43%	21.4%
	7	brother's partner	4	0.03%	1.34%
	8	sister	60	0.41%	20.07%
	9	sister's husband	3	0.02%	1%
	11	father	10	0.07%	3.34%
	12	father's wife	1	0.01%	0.33%
	14	mother	7	0.05%	2.34%
	19	grandfather	4	0.03%	1.34%
	20	grandmother	7	0.05%	2.34%
	23	uncle	8	0.05%	2.68%
	24	aunt	6	0.04%	2.01%
	25	cousin	52	0.35%	17.39%
	26	nephew	20	0.14%	6.69%
	27	niece	18	0.12%	6.02%
	28	other relative	2	0.01%	0.67%
	29	other non-relative	29	0.2%	9.7%
Total		299	2.03%	100%	

Missing	96	refused	1	0.01%	
	97	legitimate skip	14438	97.96%	
		Total	14,439	97.97%	

Valid	Invalid	Minimum	Maximum
299	14439	1	29

H2HR5H - S11Q5H HH MEMBER 8-OFFSPRING-W2

Type	Code
Measurement Unit	numeric
H2HR5H	5H. 8th Household Member: [If REL="son" or "daughter":] Which description best fits {NAME}'s relationship to you?

			Frequency	% of total	% of valid
Valid	1	biological son	1	0.01%	33.33%
	7	biological daughter	2	0.01%	66.67%
		Total	3	0.02%	100%
Missing	97	legitimate skip	14735	99.98%	
		Total	14,735	99.98%	

Valid	Invalid	Minimum	Maximum
3	14735	1	7

H2HR6H - S11Q6H HH MEMBER 8-SIBLING-W2

Type	Code
Measurement Unit	numeric
H2HR6H	6H. 8th Household Member: [If REL="brother," "sister," "other relative," or "other non-relative":] Which description best fits {NAME}'s relationship to you?

	Frequency	% of total	% of valid
--	-----------	------------	------------

Valid	1	full brother	46	0.31%	29.68%
	2	half-brother	10	0.07%	6.45%
	3	step brother	5	0.03%	3.23%
	5	foster brother	7	0.05%	4.52%
	6	other	10	0.07%	6.45%
	7	full sister	45	0.31%	29.03%
	8	half-sister	8	0.05%	5.16%
	9	step sister	2	0.01%	1.29%
	10	adoptive sister	3	0.02%	1.94%
	11	foster sister	4	0.03%	2.58%
	12	other	15	0.1%	9.68%
			Total	155	1.05%
Missing	97	legitimate skip	14583	98.95%	
		Total	14,583	98.95%	

Valid	Invalid	Minimum	Maximum
155	14583	1	12

H2HR7H - S11Q7H HH MEMBER 8-PARENT-W2

Type	Code
Measurement Unit	numeric
H2HR7H	7H. 8th Household: [If REL="father," or "motheRespondent's husband," or "mother" or "fatheRespondent's wife":] Which description best fits {NAME}'s relationship to you?

			Frequency	% of total	% of valid
Valid	1	biological father	6	0.04%	33.33%
	2	stepfather	3	0.02%	16.67%
	3	adoptive father	1	0.01%	5.56%
	7	biological mother	6	0.04%	33.33%
	8	stepmother	2	0.01%	11.11%
		Total	18	0.12%	100%
Missing	97	legitimate skip	14720	99.88%	
		Total	14,720	99.88%	

Valid	Invalid	Minimum	Maximum
18	14720	1	8

H2HR8H - S11Q8H HH MEMBER 8-AGE-W2

Type	Numeric (Double)
------	------------------

H2HR8H	8H. 8th Household Member: How old is {NAME}?
OutputVariableName	If age entered or refused, skip to Q10.

			Frequency	% of total	% of valid
Missing	996	refused	1	0.01%	
	997	legitimate skip	14438	97.96%	
	998	don't know	6	0.04%	
Total			14,445	98.01%	

Valid	Invalid	Minimum	Maximum	Mean	StdDev
293	14445	0	80	15.457337...	16.106953...

H2HR9H - S11Q9H HH MEMBER 8-APPROXIMATE AGE-W2

Type	Numeric (Double)
H2HR9H	9H. 8th Household Member: About how old is {NAME}?

			Frequency	% of total	% of valid
Missing	997	legitimate skip	14732	99.96%	
	998	don't know	1	0.01%	
Total			14,733	99.97%	

Valid	Invalid	Minimum	Maximum	Mean	StdDev
5	14733	12	60	23.6	20.549939...

H2HR3I - S11Q3I HH MEMBER 9-GENDER-W2

Type	Code
Measurement Unit	numeric
H2HR3I	3I. 9th Household Member: Is {NAME} male or female?

			Frequency	% of total	% of valid
Valid	1	male	68	0.46%	45.03%
	2	female	83	0.56%	54.97%
	Total		151	1.02%	100%
Missing	6	refused	1	0.01%	
	7	legitimate skip	14586	98.97%	
	Total		14,587	98.98%	

Valid	Invalid	Minimum	Maximum
151	14587	1	2

 H2HR4I - S11Q4I HH MEMBER 9-RELATION TO YOU-W2

Type	Code
Measurement Unit	numeric
H2HR4I	4I. 9th Household Member: What is {NAME}'s relationship to you?

			Frequency	% of total	% of valid
Valid	4	daughter	1	0.01%	0.66%
	5	brother	20	0.14%	13.25%
	8	sister	33	0.22%	21.85%
	9	sister's husband	1	0.01%	0.66%
	11	father	8	0.05%	5.3%
	14	mother	5	0.03%	3.31%
	20	grandmother	7	0.05%	4.64%
	23	uncle	7	0.05%	4.64%
	24	aunt	6	0.04%	3.97%
	25	cousin	30	0.2%	19.87%
	26	nephew	8	0.05%	5.3%
	27	niece	11	0.07%	7.28%
	28	other relative	2	0.01%	1.32%
	29	other non-relative	12	0.08%	7.95%
		Total	151	1.02%	100%
Missing	96	refused	1	0.01%	
	97	legitimate skip	14586	98.97%	
		Total	14,587	98.98%	

Valid	Invalid	Minimum	Maximum
151	14587	4	29

 H2HR5I - S11Q5I HH MEMBER 9-OFFSPRING-W2

Type	Code
Measurement Unit	numeric
H2HR5I	5I. 9th Household Member: [If REL="son" or "daughter":] Which description best fits {NAME}'s relationship to you?

			Frequency	% of total	% of valid
Valid	7	biological daughter	1	0.01%	100%
		Total	1	0.01%	100%
Missing	97	legitimate skip	14737	99.99%	
		Total	14,737	99.99%	

Valid	Invalid	Minimum	Maximum
1	14737	7	7

H2HR6I - S11Q6I HH MEMBER 9-SIBLING-W2

Type	Code
Measurement Unit	numeric
H2HR6I	6I. 9th Household Member: [If REL="brother," "sister," "other relative," or "other non-relative":] Which description best fits {NAME}'s relationship to you?

			Frequency	% of total	% of valid
Valid	1	full brother	13	0.09%	19.4%
	2	half-brother	3	0.02%	4.48%
	3	step brother	1	0.01%	1.49%
	5	foster brother	5	0.03%	7.46%
	6	other	7	0.05%	10.45%
	7	full sister	21	0.14%	31.34%
	8	half-sister	6	0.04%	8.96%
	9	step sister	2	0.01%	2.99%
	10	adoptive sister	1	0.01%	1.49%
	11	foster sister	3	0.02%	4.48%
	12	other	5	0.03%	7.46%
		Total	67	0.45%	100%
Missing	97	legitimate skip	14671	99.55%	
		Total	14,671	99.55%	

Valid	Invalid	Minimum	Maximum
67	14671	1	12

H2HR7I - S11Q7I HH MEMBER 9-PARENT-W2

Type	Code
Measurement Unit	numeric
H2HR7I	7I. 9th Household: [If REL="father" or "motheRespondent's husband," or "mother" or ""fatheRespondent's wife":] Which description best fits {NAME}'s relationship to you?

			Frequency	% of total	% of valid
Valid	1	biological father	5	0.03%	38.46%
	2	stepfather	2	0.01%	15.38%
	4	step/adoptive father	1	0.01%	7.69%
	7	biological mother	5	0.03%	38.46%

		Total	13	0.09%	100%
Missing	97	legitimate skip	14725	99.91%	
		Total	14,725	99.91%	

Valid	Invalid	Minimum	Maximum
13	14725	1	7

H2HR8I - S11Q8I HH MEMBER 9-AGE-W2

Type	Numeric (Double)
H2HR8I	8I. 9th Household Member: How old is {NAME}?
OutputVariableName	If age entered or refused, skip to Q10.

			Frequency	% of total	% of valid
Missing	996	refused	1	0.01%	
	997	legitimate skip	14586	98.97%	
	998	don't know	5	0.03%	
		Total	14,592	99.01%	

Valid	Invalid	Minimum	Maximum	Mean	StdDev
146	14592	0	80	17.582191...	17.763098...

H2HR9I - S11Q9I HH MEMBER 9-APPROXIMATE AGE-W2

Type	Numeric (Double)
H2HR9I	9I. 9th Household Member: About how old is {NAME}?

			Frequency	% of total	% of valid
Missing	997	legitimate skip	14733	99.97%	
	998	don't know	2	0.01%	
		Total	14,735	99.98%	

Valid	Invalid	Minimum	Maximum	Mean	StdDev
3	14735	8	38	19.666666...	16.072751...

H2HR3J - S11Q3J HH MEMBER 10-GENDER-W2

Type	Code
Measurement Unit	numeric
H2HR3J	3J. 10th Household Member: Is {NAME} male or female?

			Frequency	% of total	% of valid
--	--	--	-----------	------------	------------

Valid	1	male	43	0.29%	50%
	2	female	43	0.29%	50%
		Total	86	0.58%	100%
Missing	6	refused	1	0.01%	
	7	legitimate skip	14651	99.41%	
		Total	14,652	99.42%	

Valid	Invalid	Minimum	Maximum
86	14652	1	2

Type	Code
Measurement Unit	numeric
H2HR4J	4J. 10th Household Member: What is {NAME}'s relationship to you?

			Frequency	% of total	% of valid
Valid	3	son	1	0.01%	1.16%
	5	brother	13	0.09%	15.12%
	8	sister	21	0.14%	24.42%
	10	sister's partner	2	0.01%	2.33%
	11	father	3	0.02%	3.49%
	14	mother	2	0.01%	2.33%
	19	grandfather	1	0.01%	1.16%
	23	uncle	4	0.03%	4.65%
	24	aunt	7	0.05%	8.14%
	25	cousin	13	0.09%	15.12%
	26	nephew	7	0.05%	8.14%
	27	niece	4	0.03%	4.65%
	28	other relative	1	0.01%	1.16%
	29	other non-relative	7	0.05%	8.14%
		Total	86	0.58%	100%
Missing	96	refused	1	0.01%	
	97	legitimate skip	14651	99.41%	
		Total	14,652	99.42%	

Valid	Invalid	Minimum	Maximum
86	14652	3	29

Type	Code
------	------

Measurement Unit	numeric
H2HR5J	5J. 10th Household Member: [If REL="son" or "daughter":] Which description best fits {NAME}'s relationship to you?

			Frequency	% of total	% of valid
Valid	1	biological son	1	0.01%	100%
		Total	1	0.01%	100%
Missing	97	legitimate skip	14737	99.99%	
		Total	14,737	99.99%	

Valid	Invalid	Minimum	Maximum
1	14737	1	1

H2HR6J - S11Q6J HH MEMBER 10-SIBLING-W2

Type	Code
Measurement Unit	numeric
H2HR6J	6J. 10th Household Member: [If REL="brother," "sister," "other relative," or "other non-relative":] Which description best fits {NAME}'s relationship to you?

			Frequency	% of total	% of valid
Valid	1	full brother	7	0.05%	16.67%
	2	half-brother	1	0.01%	2.38%
	3	step brother	1	0.01%	2.38%
	4	adoptive brother	2	0.01%	4.76%
	5	foster brother	4	0.03%	9.52%
	6	other	3	0.02%	7.14%
	7	full sister	15	0.1%	35.71%
	8	half-sister	4	0.03%	9.52%
	9	step sister	1	0.01%	2.38%
	10	adoptive sister	1	0.01%	2.38%
	12	other	3	0.02%	7.14%
			Total	42	0.28%
Missing	97	legitimate skip	14696	99.72%	
		Total	14,696	99.72%	

Valid	Invalid	Minimum	Maximum
42	14696	1	12

H2HR7J - S11Q7J HH MEMBER 10-PARENT-W2

Type	Code
------	------

Measurement Unit	numeric
H2HR7J	7J. 10th Household: [If REL="father" or "motheRespondent's husband," or "mother" or "fatheRespondent's wife":] Which description best fits {NAME}'s relationship to you?

			Frequency	% of total	% of valid
Valid	1	biological father	3	0.02%	60%
	7	biological mother	2	0.01%	40%
	Total		5	0.03%	100%
Missing	97	legitimate skip	14733	99.97%	
	Total		14,733	99.97%	

Valid	Invalid	Minimum	Maximum
5	14733	1	7

H2HR8J - S11Q8J HH MEMBER 10-AGE-W2

Type	Numeric (Double)
H2HR8J	8J. 10th Household Member: How old is {NAME}?
OutputVariableName	If age entered or refused, skip to Q10.

			Frequency	% of total	% of valid
Missing	996	refused	1	0.01%	
	997	legitimate skip	14651	99.41%	
	Total		14,652	99.42%	

Valid	Invalid	Minimum	Maximum	Mean	StdDev
86	14652	0	74	15.058139...	15.134965...

H2HR9J - S11Q9J HH MEMBER 10-APPROXIMATE AGE-W2

Type	Numeric (Integer)
Measurement Unit	numeric
H2HR9J	9J. 10th Household Member: About how old is {NAME}?

			Frequency
Missing	997	legitimate skip	14738

Valid	Invalid
0	14738

H2HR3K - S11Q3K HH MEMBER 11-GENDER-W2

Type	Code
------	------

Measurement Unit	numeric
H2HR3K	3K. 11th Household Member: Is {NAME} male or female?

			Frequency	% of total	% of valid
Valid	1	male	19	0.13%	38.78%
	2	female	30	0.2%	61.22%
		Total	49	0.33%	100%
Missing	7	legitimate skip	14689	99.67%	
		Total	14,689	99.67%	

Valid	Invalid	Minimum	Maximum
49	14689	1	2

H2HR4K - S11Q4K HH MEMBER 11-RELATION TO YOU-W2

Type	Code
Measurement Unit	numeric
H2HR4K	4K. 11th Household Member: What is {NAME}'s relationship to you?

			Frequency	% of total	% of valid
Valid	5	brother	3	0.02%	6.12%
	6	brother's wife	1	0.01%	2.04%
	8	sister	10	0.07%	20.41%
	11	father	1	0.01%	2.04%
	13	father's partner	1	0.01%	2.04%
	14	mother	2	0.01%	4.08%
	19	grandfather	1	0.01%	2.04%
	23	uncle	5	0.03%	10.2%
	24	aunt	2	0.01%	4.08%
	25	cousin	7	0.05%	14.29%
	26	nephew	5	0.03%	10.2%
	27	niece	7	0.05%	14.29%
	29	other non-relative	4	0.03%	8.16%
		Total	49	0.33%	100%
Missing	97	legitimate skip	14689	99.67%	
		Total	14,689	99.67%	

Valid	Invalid	Minimum	Maximum
49	14689	5	29

H2HR5K - S11Q5K HH MEMBER 11-OFFSPRING-W2

Type	Numeric (Integer)
------	-------------------

Measurement Unit	numeric
H2HR5K	5K. 11th Household Member: [If REL="son" or "daughter":] Which description best fits {NAME}'s relationship to you?

			Frequency
Missing	97	legitimate skip	14738

Valid	Invalid
0	14738

H2HR6K - S11Q6K HH MEMBER 11-SIBLING-W2

Type	Code
Measurement Unit	numeric
H2HR6K	6K. 11th Household Member: [If REL="brother," "sister," "other relative," or "other non-relative":] Which description best fits {NAME}'s relationship to you?

			Frequency	% of total	% of valid
Valid	1	full brother	3	0.02%	17.65%
	6	other	1	0.01%	5.88%
	7	full sister	7	0.05%	41.18%
	8	half-sister	3	0.02%	17.65%
	9	step sister	1	0.01%	5.88%
	12	other	2	0.01%	11.76%
		Total	17	0.12%	100%
Missing	97	legitimate skip	14721	99.88%	
		Total	14,721	99.88%	

Valid	Invalid	Minimum	Maximum
17	14721	1	12

H2HR7K - S11Q7K HH MEMBER 11-PARENT-W2

Type	Code
Measurement Unit	numeric
H2HR7K	7K. 11th Household: [If REL="father" or "motheRespondent's husband," or "mother" or "fatheRespondent's wife":] Which description best fits {NAME}'s relationship to you?

			Frequency	% of total	% of valid
Valid	1	biological father	1	0.01%	33.33%
	7	biological mother	2	0.01%	66.67%

		Total	3	0.02%	100%
Missing	97	legitimate skip	14735	99.98%	
		Total	14,735	99.98%	

Valid	Invalid	Minimum	Maximum
3	14735	1	7

H2HR8K - S11Q8K HH MEMBER 11-AGE-W2

Type	Numeric (Double)
H2HR8K	8K. 11th Household Member: How old is {NAME}?
OutputVariableName	If age entered, skip to Q10.

			Frequency	% of total	% of valid
Missing	997	legitimate skip	14689	99.67%	
		Total	14,689	99.67%	

Valid	Invalid	Minimum	Maximum	Mean	StdDev
49	14689	0	83	17.775510...	18.785261...

H2HR9K - S11Q9K HH MEMBER 11-APPROXIMATE AGE-W2

Type	Numeric (Integer)
Measurement Unit	numeric
H2HR9K	9K. 11th Household Member: About how old is {NAME}?

			Frequency
Missing	997	legitimate skip	14738

Valid	Invalid
0	14738

H2HR3L - S11Q3L HH MEMBER 12-GENDER-W2

Type	Code
Measurement Unit	numeric
H2HR3L	3L. 12th Household Member: Is {NAME} male or female?

			Frequency	% of total	% of valid
Valid	1	male	16	0.11%	55.17%
	2	female	13	0.09%	44.83%
		Total	29	0.2%	100%
Missing	7	legitimate skip	14709	99.8%	

	Total	14,709	99.8%
--	-------	--------	-------

Valid	Invalid	Minimum	Maximum
29	14709	1	2

Type	Code
Measurement Unit	numeric
H2HR4L	4L. 12th Household Member: What is {NAME}'s relationship to you?

			Frequency	% of total	% of valid
Valid	5	brother	2	0.01%	6.9%
	8	sister	5	0.03%	17.24%
	9	sister's husband	3	0.02%	10.34%
	11	father	2	0.01%	6.9%
	13	father's partner	1	0.01%	3.45%
	14	mother	1	0.01%	3.45%
	20	grandmother	1	0.01%	3.45%
	23	uncle	1	0.01%	3.45%
	24	aunt	2	0.01%	6.9%
	25	cousin	1	0.01%	3.45%
	26	nephew	4	0.03%	13.79%
	27	niece	3	0.02%	10.34%
	29	other non-relative	3	0.02%	10.34%
	Total		29	0.2%	100%
Missing	97	legitimate skip	14709	99.8%	
		Total	14,709	99.8%	

Valid	Invalid	Minimum	Maximum
29	14709	5	29

Type	Numeric (Integer)
Measurement Unit	numeric
H2HR5L	5L. 12th Household Member: [If REL="son" or "daughter":] Which description best fits {NAME}'s relationship to you?

			Frequency
Missing	97	legitimate skip	14738

Valid	Invalid
-------	---------

0	14738
---	-------

H2HR6L - S11Q6L HH MEMBER 12-SIBLING-W2

Type	Code
Measurement Unit	numeric
H2HR6L	6L. 12th Household Member: [If REL="brother," "sister," "other relative," or "other non-relative":] Which description best fits {NAME}'s relationship to you?

			Frequency	% of total	% of valid
Valid	1	full brother	2	0.01%	20%
	3	step brother	1	0.01%	10%
	6	other	2	0.01%	20%
	7	full sister	5	0.03%	50%
		Total	10	0.07%	100%
Missing	97	legitimate skip	14728	99.93%	
		Total	14,728	99.93%	

Valid	Invalid	Minimum	Maximum
10	14728	1	7

H2HR7L - S11Q7L HH MEMBER 12-PARENT-W2

Type	Code
Measurement Unit	numeric
H2HR7L	7L. 12th Household: [If REL="father" or "motheRespondent's husband," or "mother" or "fatheRespondent's wife":] Which description best fits {NAME}'s relationship to you?

			Frequency	% of total	% of valid
Valid	1	biological father	2	0.01%	66.67%
	7	biological mother	1	0.01%	33.33%
		Total	3	0.02%	100%
Missing	97	legitimate skip	14735	99.98%	
		Total	14,735	99.98%	

Valid	Invalid	Minimum	Maximum
3	14735	1	7

H2HR8L - S11Q8L HH MEMBER 12-AGE-W2

Type	Numeric (Double)
------	------------------

H2HR8L	8L. 12th Household Member: How old is {NAME}?
OutputVariableName	If age entered, skip to Q10.

			Frequency	% of total	% of valid
Missing	997	legitimate skip	14709	99.8%	
		Total	14,709	99.8%	

Valid	Invalid	Minimum	Maximum	Mean	StdDev
29	14709	0	55	16.896551...	18.274386...

H2HR9L - S11Q9L HH MEMBER 12-APPROXIMATE AGE-W2

Type	Numeric (Integer)
Measurement Unit	numeric
H2HR9L	9L. 12th Household Member: About how old is {NAME}?

			Frequency
Missing	997	legitimate skip	14738

Valid	Invalid
0	14738

H2HR3M - S11Q3M HH MEMBER 13-GENDER-W2

Type	Code
Measurement Unit	numeric
H2HR3M	3M. 13th Household Member: Is {NAME} male or female?

			Frequency	% of total	% of valid
Valid	1	male	8	0.05%	53.33%
	2	female	7	0.05%	46.67%
		Total	15	0.1%	100%
Missing	7	legitimate skip	14723	99.9%	
		Total	14,723	99.9%	

Valid	Invalid	Minimum	Maximum
15	14723	1	2

H2HR4M - S11Q4M HH MEMBER 13-RELATION TO YOU-W2

Type	Code
Measurement Unit	numeric
H2HR4M	4M. 13th Household Member: What is {NAME}'s relationship to you?

			Frequency	% of total	% of valid
Valid	5	brother	2	0.01%	13.33%
	8	sister	1	0.01%	6.67%
	9	sister's husband	1	0.01%	6.67%
	23	uncle	1	0.01%	6.67%
	25	cousin	2	0.01%	13.33%
	26	nephew	2	0.01%	13.33%
	29	other non-relative	6	0.04%	40%
		Total	15	0.1%	100%
Missing	97	legitimate skip	14723	99.9%	
		Total	14,723	99.9%	

Valid	Invalid	Minimum	Maximum
15	14723	5	29

H2HR5M - S11Q5M HH MEMBER 13-OFFSPRING-W2

Type	Numeric (Integer)
Measurement Unit	numeric
H2HR5M	5M. 13th Household Member: [If REL="son" or "daughter":] Which description best fits {NAME}'s relationship to you?

			Frequency
Missing	97	legitimate skip	14738

Valid	Invalid
0	14738

H2HR6M - S11Q6M HH MEMBER 13-SIBLING-W2

Type	Code
Measurement Unit	numeric
H2HR6M	6M. 13th Household Member: [If REL="brother," "sister," "other relative," or "other non-relative":] Which description best fits {NAME}'s relationship to you?

			Frequency	% of total	% of valid
Valid	1	full brother	2	0.01%	22.22%
	6	other	1	0.01%	11.11%
	7	full sister	1	0.01%	11.11%
	9	step sister	1	0.01%	11.11%
	12	other	4	0.03%	44.44%
		Total	9	0.06%	100%

Missing	97	legitimate skip	14729	99.94%	
		Total	14,729	99.94%	

Valid	Invalid	Minimum	Maximum
9	14729	1	12

H2HR7M - S11Q7M HH MEMBER 13-PARENT-W2

Type	Numeric (Integer)
Measurement Unit	numeric
H2HR7M	7M. 13th Household: [If REL="father" or "motheRespondent's husband," or "mother" or "fatheRespondent's wife":] Which description best fits {NAME}'s relationship to you?

			Frequency
Missing	97	legitimate skip	14738

Valid	Invalid
0	14738

H2HR8M - S11Q8M HH MEMBER 13-AGE-W2

Type	Numeric (Double)
H2HR8M	8M. 13th Household Member: How old is {NAME}?
OutputVariableName	If age entered, skip to Q10.

			Frequency	% of total	% of valid
Missing	997	legitimate skip	14723	99.9%	
		Total	14,723	99.9%	

Valid	Invalid	Minimum	Maximum	Mean	StdDev
15	14723	2	55	17.2	16.669904...

H2HR9M - S11Q9M HH MEMBER 13-APPROXIMATE AGE-W2

Type	Numeric (Integer)
Measurement Unit	numeric
H2HR9M	9M. 13th Household Member: About how old is {NAME}?

			Frequency
Missing	997	legitimate skip	14738

Valid	Invalid
0	14738

 H2HR3N - S11Q3N HH MEMBER 14-GENDER-W2

Type	Code
Measurement Unit	numeric
H2HR3N	3N. 14th Household Member: Is {NAME} male or female?

			Frequency	% of total	% of valid
Valid	1	male	3	0.02%	75%
	2	female	1	0.01%	25%
		Total	4	0.03%	100%
Missing	7	legitimate skip	14734	99.97%	
		Total	14,734	99.97%	

Valid	Invalid	Minimum	Maximum
4	14734	1	2

 H2HR4N - S11Q4N HH MEMBER 14-RELATION TO YOU-W2

Type	Code
Measurement Unit	numeric
H2HR4N	4N. 14th Household Member: What is {NAME}'s relationship to you?

			Frequency	% of total	% of valid
Valid	10	sister's partner	1	0.01%	25%
	24	aunt	1	0.01%	25%
	25	cousin	1	0.01%	25%
	29	other non-relative	1	0.01%	25%
		Total	4	0.03%	100%
Missing	97	legitimate skip	14734	99.97%	
		Total	14,734	99.97%	

Valid	Invalid	Minimum	Maximum
4	14734	10	29

 H2HR5N - S11Q5N HH MEMBER 14-OFFSPRING-W2

Type	Numeric (Integer)
Measurement Unit	numeric
H2HR5N	5N. 14th Household Member: [If REL="son" or "daughter":] Which description best fits {NAME}'s relationship to you?

		Frequency

Missing	97	legitimate skip	14738
---------	----	-----------------	-------

Valid	Invalid
0	14738

H2HR6N - S11Q6N HH MEMBER 14-SIBLING-W2

Type	Code
Measurement Unit	numeric
H2HR6N	6N. 14th Household Member: [If REL="brother," "sister," "other relative," or "other non-relative":] Which description best fits {NAME}'s relationship to you?

			Frequency	% of total	% of valid
Valid	6	other	1	0.01%	100%
		Total	1	0.01%	100%
Missing	97	legitimate skip	14737	99.99%	
		Total	14,737	99.99%	

Valid	Invalid	Minimum	Maximum
1	14737	6	6

H2HR7N - S11Q7N HH MEMBER 14-PARENT-W2

Type	Numeric (Integer)
Measurement Unit	numeric
H2HR7N	7N. 14th Household: [If REL="father" or "motheRespondent's husband," or "mother" or "fatheRespondent's wife":] Which description best fits {NAME}'s relationship to you?

			Frequency
Missing	97	legitimate skip	14738

Valid	Invalid
0	14738

H2HR8N - S11Q8N HH MEMBER 14-AGE-W2

Type	Numeric (Double)
H2HR8N	8N. 14th Household Member: How old is {NAME}?
OutputVariableName	If age entered, skip to Q10.

			Frequency	% of total	% of valid
Missing	997	legitimate skip	14734	99.97%	

		Total	14,734	99.97%	
--	--	-------	--------	--------	--

Valid	Invalid	Minimum	Maximum	Mean	StdDev
4	14734	17	46	31.5	15.631165...

H2HR9N - S11Q9N HH MEMBER 14-APPROXIMATE AGE-W2

Type	Numeric (Integer)
Measurement Unit	numeric
H2HR9N	9N. 14th Household Member: About how old is {NAME}?

			Frequency
Missing	997	legitimate skip	14738

Valid	Invalid
0	14738

H2HR30 - S11Q30 HH MEMBER 15-GENDER-W2

Type	Code
Measurement Unit	numeric
H2HR30	30. 15th Household Member: Is {NAME} male or female?

			Frequency	% of total	% of valid
Valid	2	female	2	0.01%	100%
		Total	2	0.01%	100%
Missing	7	legitimate skip	14736	99.99%	
		Total	14,736	99.99%	

Valid	Invalid	Minimum	Maximum
2	14736	2	2

H2HR40 - S11Q40 HH MEMBER 15-RELATION TO YOU-W2

Type	Code
Measurement Unit	numeric
H2HR40	40. 15th Household Member: What is {NAME}'s relationship to you?

			Frequency	% of total	% of valid
Valid	29	other non-relative	2	0.01%	100%
		Total	2	0.01%	100%
Missing	97	legitimate skip	14736	99.99%	
		Total	14,736	99.99%	

Valid	Invalid	Minimum	Maximum
2	14736	29	29

H2HR50 - S11Q50 HH MEMBER 15-OFFSPRING-W2

Type	Numeric (Integer)
Measurement Unit	numeric
H2HR50	50. 15th Household Member: [If REL="son" or "daughter":] Which description best fits {NAME}'s relationship to you?

			Frequency
Missing	97	legitimate skip	14738

Valid	Invalid
0	14738

H2HR60 - S11Q60 HH MEMBER 15-SIBLING-W2

Type	Code
Measurement Unit	numeric
H2HR60	60. 15th Household Member: [If REL="brother," "sister," "other relative," or "other non-relative":] Which description best fits {NAME}'s relationship to you?

			Frequency	% of total	% of valid
Valid	12	other	2	0.01%	100%
		Total	2	0.01%	100%
Missing	97	legitimate skip	14736	99.99%	
		Total	14,736	99.99%	

Valid	Invalid	Minimum	Maximum
2	14736	12	12

H2HR70 - S11Q70 HH MEMBER 15-PARENT-W2

Type	Numeric (Integer)
Measurement Unit	numeric
H2HR70	70. 15th Household: [If REL="father" or "motheRespondent's husband," or "mother" or "fatheRespondent's wife":] Which description best fits {NAME}'s relationship to you?

			Frequency
Missing	97	legitimate skip	14738

Valid	Invalid
0	14738

H2HR80 - S11Q80 HH MEMBER 15-AGE-W2

Type	Numeric (Double)
H2HR80	80. 15th Household Member: How old is {NAME}?
OutputVariableName	If age entered, skip to Q10.

			Frequency	% of total	% of valid
Missing	997	legitimate skip	14736	99.99%	
		Total	14,736	99.99%	

Valid	Invalid	Minimum	Maximum	Mean	StdDev
2	14736	18	33	25.5	10.606601...

H2HR90 - S11Q90 HH MEMBER 15-APPROXIMATE AGE-W2

Type	Numeric (Integer)
Measurement Unit	numeric
H2HR90	90. 15th Household Member: About how old is {NAME}?

			Frequency
Missing	997	legitimate skip	14738

Valid	Invalid
0	14738

H2HR3P - S11Q3P HH MEMBER 16-GENDER-W2

Type	Code
Measurement Unit	numeric
H2HR3P	3P. 16th Household Member: Is {NAME} male or female?

			Frequency	% of total	% of valid
Valid	1	male	1	0.01%	100%
		Total	1	0.01%	100%
Missing	7	legitimate skip	14737	99.99%	
		Total	14,737	99.99%	

Valid	Invalid	Minimum	Maximum
1	14737	1	1

 H2HR4P - S11Q4P HH MEMBER 16-RELATION TO YOU-W2

Type	Code
Measurement Unit	numeric
H2HR4P	4P. 16th Household Member: What is {NAME}'s relationship to you?

			Frequency	% of total	% of valid
Valid	29	other non-relative	1	0.01%	100%
		Total	1	0.01%	100%
Missing	97	legitimate skip	14737	99.99%	
		Total	14,737	99.99%	

Valid	Invalid	Minimum	Maximum
1	14737	29	29

 H2HR5P - S11Q5P HH MEMBER 16-OFFSPRING-W2

Type	Numeric (Integer)
Measurement Unit	numeric
H2HR5P	5P. 16th Household Member: [If REL="son" or "daughter":] Which description best fits {NAME}'s relationship to you?

			Frequency
Missing	97	legitimate skip	14738

Valid	Invalid
0	14738

 H2HR6P - S11Q6P HH MEMBER 16-SIBLING-W2

Type	Code
Measurement Unit	numeric
H2HR6P	6P. 16th Household Member: [If REL="brother," "sister," "other relative," or "other non-relative":] Which description best fits {NAME}'s relationship to you?

			Frequency	% of total	% of valid
Valid	6	other	1	0.01%	100%
		Total	1	0.01%	100%
Missing	97	legitimate skip	14737	99.99%	
		Total	14,737	99.99%	

Valid	Invalid	Minimum	Maximum
1	14737	6	6

H2HR7P - S11Q7P HH MEMBER 16-PARENT-W2

Type	Numeric (Integer)
Measurement Unit	numeric
H2HR7P	7P. 16th Household: [If REL="father" or "motheRespondent's husband," or "mother" or "fatheRespondent's wife":] Which description best fits {NAME}'s relationship to you?

			Frequency
Missing	97	legitimate skip	14738

Valid	Invalid
0	14738

H2HR8P - S11Q8P HH MEMBER 16-AGE-W2

Type	Numeric (Double)
H2HR8P	8P. 16th Household Member: How old is {NAME}?
OutputVariableName	If age entered, skip to Q10.

			Frequency	% of total	% of valid
Missing	997	legitimate skip	14737	99.99%	
Total			14,737	99.99%	

Valid	Invalid	Minimum	Maximum	Mean	StdDev
1	14737	26	26	26	NaN

H2HR9P - S11Q9P HH MEMBER 16-APPROXIMATE AGE-W2

Type	Numeric (Integer)
Measurement Unit	numeric
H2HR9P	9P. 16th Household Member: About how old is {NAME}?

			Frequency
Missing	997	legitimate skip	14738

Valid	Invalid
0	14738

H2HR3Q - S11Q3Q HH MEMBER 17-GENDER-W2

Type	Code
Measurement Unit	numeric
H2HR3Q	3Q. 17th Household Member: Is {NAME} male or female?

			Frequency	% of total	% of valid
Valid	2	female	1	0.01%	100%
		Total	1	0.01%	100%
Missing	7	legitimate skip	14737	99.99%	
		Total	14,737	99.99%	

Valid	Invalid	Minimum	Maximum
1	14737	2	2

H2HR4Q - S11Q4Q HH MEMBER 17-RELATION TO YOU-W2

Type	Code
Measurement Unit	numeric
H2HR4Q	4Q. 17th Household Member: What is {NAME}'s relationship to you?

			Frequency	% of total	% of valid
Valid	29	other non-relative	1	0.01%	100%
		Total	1	0.01%	100%
Missing	97	legitimate skip	14737	99.99%	
		Total	14,737	99.99%	

Valid	Invalid	Minimum	Maximum
1	14737	29	29

H2HR5Q - S11Q5Q HH MEMBER 17-OFFSPRING-W2

Type	Numeric (Integer)
Measurement Unit	numeric
H2HR5Q	5Q. 17th Household Member: [If REL="son" or "daughter":] Which description best fits {NAME}'s relationship to you?

			Frequency
Missing	97	legitimate skip	14738

Valid	Invalid
0	14738

H2HR6Q - S11Q6Q HH MEMBER 17-SIBLING-W2

Type	Code
Measurement Unit	numeric
H2HR6Q	6Q. 17th Household Member: [If REL="brother," "sister," "other relative," or "other non-relative":] Which description best fits {NAME}'s relationship to you?

			Frequency	% of total	% of valid
Valid	12	other	1	0.01%	100%
		Total	1	0.01%	100%
Missing	97	legitimate skip	14737	99.99%	
		Total	14,737	99.99%	

Valid	Invalid	Minimum	Maximum
1	14737	12	12

H2HR7Q - S11Q7Q HH MEMBER 17-PARENT-W2

Type	Numeric (Integer)
Measurement Unit	numeric
H2HR7Q	7Q. 17th Household: [If REL="father" or "motheRespondent's husband," or "mother" or "fatheRespondent's wife":] Which description best fits {NAME}'s relationship to you?

			Frequency
Missing	97	legitimate skip	14738

Valid	Invalid
0	14738

H2HR8Q - S11Q8Q HH MEMBER 17-AGE-W2

Type	Numeric (Double)
H2HR8Q	8Q. 17th Household Member: How old is {NAME}?
OutputVariableName	If age entered, skip to Q10.

			Frequency	% of total	% of valid
Missing	997	legitimate skip	14737	99.99%	
		Total	14,737	99.99%	

Valid	Invalid	Minimum	Maximum	Mean	StdDev
1	14737	24	24	24	NaN

H2HR9Q - S11Q9Q HH MEMBER 17-APPROXIMATE AGE-W2

Type	Numeric (Integer)
Measurement Unit	numeric
H2HR9Q	9Q. 17th Household Member: About how old is {NAME}?

			Frequency
Missing	997	legitimate skip	14738

Valid	Invalid
0	14738

H2HR10 - S11Q10 WHO ACTS AS THE MOTHER TO YOU-W2

Type	Code
Measurement Unit	numeric
H2HR10	10. You have not indicated that any member of your household is either your mother or your father. Who in your household acts in place of a mother to you?

			Frequency	% of total	% of valid
Valid	1	1st household member	390	2.65%	65.99%
	2	2nd household member	113	0.77%	19.12%
	3	3rd household member	40	0.27%	6.77%
	4	4th household member	18	0.12%	3.05%
	5	5th household member	15	0.1%	2.54%
	6	6th household member	10	0.07%	1.69%
	7	7th household member	3	0.02%	0.51%
	8	8th household member	1	0.01%	0.17%
	9	9th household member	1	0.01%	0.17%
		Total	591	4.01%	100%
Missing	96	refused	2	0.01%	
	97	legitimate skip	13691	92.9%	
	98	don't know	4	0.03%	
	99	not applicable	450	3.05%	
		Total	14,147	95.99%	

Valid	Invalid	Minimum	Maximum
591	14147	1	9

H2HR11 - S11Q11 WHO ACTS AS THE FATHER TO YOU-W2

Type	Code
Measurement Unit	numeric
H2HR11	11. Who in your household acts in place of a father to you?

			Frequency	% of total	% of valid
Valid	1	1st household member	142	0.96%	39.01%
	2	2nd household member	144	0.98%	39.56%
	3	3rd household member	38	0.26%	10.44%
	4	4th household member	20	0.14%	5.49%
	5	5th household member	12	0.08%	3.3%
	6	6th household member	6	0.04%	1.65%
	7	7th household member	1	0.01%	0.27%
	8	8th household member	1	0.01%	0.27%
		Total	364	2.47%	100%
Missing	96	refused	2	0.01%	
	97	legitimate skip	13691	92.9%	
	98	don't know	3	0.02%	
	99	not applicable	678	4.6%	
		Total	14,374	97.53%	

Valid	Invalid	Minimum	Maximum
364	14374	1	8

H2NM1 - S12Q1 KNOW ANYTHING ABOUT BIO MOM-W2

Type	Code
Measurement Unit	numeric
H2NM1	1. Do you know anything about your biological mother--the woman who gave birth to you?

			Frequency	% of total	% of valid
Valid	0	no	266	1.8%	11.68%
	1	yes	2011	13.64%	88.32%
		Total	2,277	15.45%	100%
Missing	6	refused	6	0.04%	
	7	legitimate skip	12450	84.48%	
	8	don't know	5	0.03%	
		Total	12,461	84.55%	

Valid	Invalid	Minimum	Maximum
2277	12461	0	1

H2NM2 - S12Q2 LIVED W/ HER SINCE MOLI-W2

Type	Code
Measurement Unit	numeric

H2NM2	2. Have you lived with her [biological mother] since {MOLI}?
-------	--

			Frequency	% of total	% of valid
Valid	0	no	1383	9.38%	68.77%
	1	yes	628	4.26%	31.23%
		Total	2,011	13.64%	100%
Missing	7	legitimate skip	12727	86.36%	
			Total	12,727	86.36%

Valid	Invalid	Minimum	Maximum
2011	12727	0	1

H2NM3M - S12Q3 MONTH LAST LIVED W/ HER-W2

Type	Code
Measurement Unit	numeric
H2NM3M	3M. In what month [and year] did you last live with her [biological mother]?

			Frequency	% of total	% of valid
Valid	1	January	37	0.25%	5.89%
	2	February	57	0.39%	9.08%
	3	March	56	0.38%	8.92%
	4	April	64	0.43%	10.19%
	5	May	93	0.63%	14.81%
	6	June	86	0.58%	13.69%
	7	July	38	0.26%	6.05%
	8	August	59	0.4%	9.39%
	9	September	28	0.19%	4.46%
	10	October	19	0.13%	3.03%
	11	November	42	0.28%	6.69%
	12	December	49	0.33%	7.8%
		Total	628	4.26%	100%
Missing	97	legitimate skip	14110	95.74%	
			Total	14,110	95.74%

Valid	Invalid	Minimum	Maximum
628	14110	1	12

H2NM3Y - S12Q3 YEAR LAST LIVED W/ HER-W2

Type	Code
Measurement Unit	numeric

H2NM3Y	3Y. In what [month and] year did you last live with her [biological mother]?
--------	--

			Frequency	% of total	% of valid
Valid	95	1995	232	1.57%	36.94%
	96	1996	396	2.69%	63.06%
		Total	628	4.26%	100%
Missing	997	legitimate skip	14110	95.74%	
		Total	14,110	95.74%	

Valid	Invalid	Minimum	Maximum
628	14110	95	96

H2NM4 - S12Q4 IS SHE STILL LIVING-W2

Type	Code
Measurement Unit	numeric
H2NM4	4. Is she [biological mother] still living?

			Frequency	% of total	% of valid
Valid	0	no	234	1.59%	11.75%
	1	yes	1757	11.92%	88.25%
		Total	1,991	13.51%	100%
Missing	6	refused	1	0.01%	
	7	legitimate skip	12727	86.36%	
	8	don't know	19	0.13%	
		Total	12,747	86.49%	

Valid	Invalid	Minimum	Maximum
1991	12747	0	1

H2NM5 - S12Q5 YOUR AGE WHEN SHE DIED-W2

Type	Numeric (Double)
H2NM5	5. How old were you when she [biological mother] died?

			Frequency	% of total	% of valid
Missing	96	refused	1	0.01%	
	97	legitimate skip	14504	98.41%	
	98	don't know	3	0.02%	
		Total	14,508	98.44%	

Valid	Invalid	Minimum	Maximum	Mean	StdDev
230	14508	0	19	9.6130434...	5.0250728...

 H2NM9 - S12Q9 FREQ-STAYED OVERNIGHT W/ HER-W2

Type	Code
Measurement Unit	numeric
H2NM9	9. In the last 12 months, about how often have you stayed overnight with her [biological mother]?

			Frequency	% of total	% of valid
Valid	0	not at all	606	4.11%	34.18%
	1	once or twice	255	1.73%	14.38%
	2	several times	352	2.39%	19.85%
	3	about once a month	132	0.9%	7.45%
	4	about once a week	105	0.71%	5.92%
	5	more than once a week	323	2.19%	18.22%
		Total	1,773	12.03%	100%
Missing	6	refused	3	0.02%	
	7	legitimate skip	12961	87.94%	
	8	don't know	1	0.01%	
		Total	12,965	87.97%	

Valid	Invalid	Minimum	Maximum
1773	12965	0	5

 H2NM10 - S12Q10 FREQ-COMMUNICATED W/ HER-W2

Type	Code
Measurement Unit	numeric
H2NM10	10. In the last 12 months, about how often have you talked to her [biological mother] in person or on the telephone, or received a letter from her?

			Frequency	% of total	% of valid
Valid	0	not at all	142	0.96%	8%
	1	once or twice	146	0.99%	8.23%
	2	several times	336	2.28%	18.93%
	3	about once a month	139	0.94%	7.83%
	4	about once a week	277	1.88%	15.61%
	5	more than once a week	735	4.99%	41.41%
		Total	1,775	12.04%	100%
Missing	6	refused	1	0.01%	
	7	legitimate skip	12961	87.94%	
	8	don't know	1	0.01%	

		Total	12,963	87.96%	
--	--	-------	--------	--------	--

Valid	Invalid	Minimum	Maximum
1775	12963	0	5

Type	Code
Measurement Unit	numeric
H2NM11A	11A. Which of the following things have you done with your biological mother in the past four weeks (check all that apply): went shopping?

			Frequency	% of total	% of valid
Valid	0	no	978	6.64%	59.38%
	1	yes	669	4.54%	40.62%
		Total	1,647	11.18%	100%
Missing	7	legitimate skip	13091	88.82%	
		Total	13,091	88.82%	

Valid	Invalid	Minimum	Maximum
1647	13091	0	1

Type	Code
Measurement Unit	numeric
H2NM11B	11B. Which of the following things have you done with your biological mother in the past four weeks (check all that apply): played a sport

			Frequency	% of total	% of valid
Valid	0	no	1552	10.53%	94.23%
	1	yes	95	0.64%	5.77%
		Total	1,647	11.18%	100%
Missing	7	legitimate skip	13091	88.82%	
		Total	13,091	88.82%	

Valid	Invalid	Minimum	Maximum
1647	13091	0	1

Type	Code
Measurement Unit	numeric

H2NM11C	11C. Which of the following things have you done with your biological mother in the past four weeks (check all that apply): went to a religious service or church-related event
---------	---

			Frequency	% of total	% of valid
Valid	0	no	1431	9.71%	86.89%
	1	yes	216	1.47%	13.11%
		Total	1,647	11.18%	100%
Missing	7	legitimate skip	13091	88.82%	
	Total		13,091	88.82%	

Valid	Invalid	Minimum	Maximum
1647	13091	0	1

H2NM11D - S12Q11D BIO MOM-DISCUSSED YOUR LIFE-W2

Type	Code
Measurement Unit	numeric
H2NM11D	11D. Which of the following things have you done with your biological mother in the past four weeks (check all that apply): talked about someone you're dating, or a party you went to

			Frequency	% of total	% of valid
Valid	0	no	938	6.36%	56.95%
	1	yes	709	4.81%	43.05%
		Total	1,647	11.18%	100%
Missing	7	legitimate skip	13091	88.82%	
	Total		13,091	88.82%	

Valid	Invalid	Minimum	Maximum
1647	13091	0	1

H2NM11E - S12Q11E BIO MOM-WENT TO MOVIE/ETC-W2

Type	Code
Measurement Unit	numeric
H2NM11E	11E. Which of the following things have you done with your biological mother in the past four weeks (check all that apply): went to a movie, play, museum, concert, or sports event?

			Frequency	% of total	% of valid
Valid	0	no	1379	9.36%	83.73%
	1	yes	268	1.82%	16.27%

		Total	1,647	11.18%	100%
Missing	7	legitimate skip	13091	88.82%	
		Total	13,091	88.82%	

Valid	Invalid	Minimum	Maximum
1647	13091	0	1

H2NM11F - S12Q11F BIO MOM-DISCUSS PERSONAL PROB-W2

Type	Code
Measurement Unit	numeric
H2NM11F	11F. Which of the following things have you done with your biological mother in the past four weeks (check all that apply): talked about a personal problem you were having

			Frequency	% of total	% of valid
Valid	0	no	991	6.72%	60.17%
	1	yes	656	4.45%	39.83%
		Total	1,647	11.18%	100%
Missing	7	legitimate skip	13091	88.82%	
		Total	13,091	88.82%	

Valid	Invalid	Minimum	Maximum
1647	13091	0	1

H2NM11G - S12Q11G BIO MOM-ARGUED ABOUT BEHAVIOR-W2

Type	Code
Measurement Unit	numeric
H2NM11G	11G. Which of the following things have you done with your biological mother in the past four weeks (check all that apply): had a serious argument about your behavior

			Frequency	% of total	% of valid
Valid	0	no	1359	9.22%	82.51%
	1	yes	288	1.95%	17.49%
		Total	1,647	11.18%	100%
Missing	7	legitimate skip	13091	88.82%	
		Total	13,091	88.82%	

Valid	Invalid	Minimum	Maximum
1647	13091	0	1

 H2NM11H - S12Q11H BIO MOM-TALKED SCH-GRADES-W2

Type	Code
Measurement Unit	numeric
H2NM11H	11H. Which of the following things have you done with your biological mother in the past four weeks (check all that apply): talked about your school work or grades

			Frequency	% of total	% of valid
Valid	0	no	889	6.03%	53.98%
	1	yes	758	5.14%	46.02%
	Total		1,647	11.18%	100%
Missing	7	legitimate skip	13091	88.82%	
	Total		13,091	88.82%	

Valid	Invalid	Minimum	Maximum
1647	13091	0	1

 H2NM11I - S12Q11I BIO MOM-WORKED SCH-PROJECT-W2

Type	Code
Measurement Unit	numeric
H2NM11I	11I. Which of the following things have you done with your biological mother in the past four weeks (check all that apply): worked on a project for school

			Frequency	% of total	% of valid
Valid	0	no	1574	10.68%	95.57%
	1	yes	73	0.5%	4.43%
	Total		1,647	11.18%	100%
Missing	7	legitimate skip	13091	88.82%	
	Total		13,091	88.82%	

Valid	Invalid	Minimum	Maximum
1647	13091	0	1

 H2NM11J - S12Q11J BIO MOM-TALKED SCH-OTHER-W2

Type	Code
Measurement Unit	numeric
H2NM11J	11J. Which of the following things have you done with your biological mother in the past four weeks (check all that apply): talked about other things you're doing in school

			Frequency	% of total	% of valid
Valid	0	no	1042	7.07%	63.27%
	1	yes	605	4.11%	36.73%
		Total	1,647	11.18%	100%
Missing	7	legitimate skip	13091	88.82%	
	Total		13,091	88.82%	

Valid	Invalid	Minimum	Maximum
1647	13091	0	1

Type	Code
Measurement Unit	numeric
H2NM11K	11K. Which of the following things have you done with your biological mother in the past four weeks (check all that apply): None of the above activities

			Frequency	% of total	% of valid
Valid	0	no	1288	8.74%	78.2%
	1	yes	359	2.44%	21.8%
		Total	1,647	11.18%	100%
Missing	7	legitimate skip	13091	88.82%	
	Total		13,091	88.82%	

Valid	Invalid	Minimum	Maximum
1647	13091	0	1

Type	Code
Measurement Unit	numeric
H2NM12	12. Since {MOLI}, has your biological mother smoked cigarettes?

			Frequency	% of total	% of valid
Valid	0	no	833	5.65%	48.74%
	1	yes	876	5.94%	51.26%
		Total	1,709	11.6%	100%
Missing	6	refused	2	0.01%	
	7	legitimate skip	12961	87.94%	
	8	don't know	66	0.45%	
		Total	13,029	88.4%	

Valid	Invalid	Minimum	Maximum
1709	13029	0	1

H2NM13 - S12Q13 HOW CLOSE TO BIO MOM-W2

Type	Code
Measurement Unit	numeric
H2NM13	13. How close do you feel to your biological mother?

			Frequency	% of total	% of valid
Valid	1	not close at all	209	1.42%	11.79%
	2	not very close	124	0.84%	6.99%
	3	somewhat close	309	2.1%	17.43%
	4	quite close	454	3.08%	25.61%
	5	extremely close	677	4.59%	38.18%
		Total	1,773	12.03%	100%
Missing	6	refused	2	0.01%	
	7	legitimate skip	12961	87.94%	
	8	don't know	2	0.01%	
		Total	12,965	87.97%	

Valid	Invalid	Minimum	Maximum
1773	12965	1	5

H2NF1 - S13Q1 KNOW ANYTHING ABOUT BIO DAD-W2

Type	Code
Measurement Unit	numeric
H2NF1	1. Do you know anything about your biological father?

			Frequency	% of total	% of valid
Valid	0	no	1280	8.69%	19.65%
	1	yes	5233	35.51%	80.35%
		Total	6,513	44.19%	100%
Missing	6	refused	11	0.07%	
	7	legitimate skip	8204	55.67%	
	8	don't know	10	0.07%	
		Total	8,225	55.81%	

Valid	Invalid	Minimum	Maximum
6513	8225	0	1

 H2NF2 - S13Q2 LIVED W/ HIM SINCE MOLI-W2

Type	Code
Measurement Unit	numeric
H2NF2	2. Have you lived with him [biological father] since {MOLI}?

			Frequency	% of total	% of valid
Valid	0	no	4540	30.8%	86.79%
	1	yes	691	4.69%	13.21%
		Total	5,231	35.49%	100%
Missing	6	refused	1	0.01%	
	7	legitimate skip	9505	64.49%	
	8	don't know	1	0.01%	
		Total	9,507	64.51%	

Valid	Invalid	Minimum	Maximum
5231	9507	0	1

 H2NF3M - S13Q3 MONTH LAST LIVED W/ HIM-W2

Type	Code
Measurement Unit	numeric
H2NF3M	3M. In what month [and year] did you last live with him [biological father]?

			Frequency	% of total	% of valid
Valid	1	January	56	0.38%	8.14%
	2	February	48	0.33%	6.98%
	3	March	52	0.35%	7.56%
	4	April	73	0.5%	10.61%
	5	May	98	0.66%	14.24%
	6	June	90	0.61%	13.08%
	7	July	65	0.44%	9.45%
	8	August	54	0.37%	7.85%
	9	September	30	0.2%	4.36%
	10	October	21	0.14%	3.05%
	11	November	52	0.35%	7.56%
	12	December	49	0.33%	7.12%
		Total	688	4.67%	100%
Missing	97	legitimate skip	14047	95.31%	
	98	don't know	3	0.02%	
		Total	14,050	95.33%	

Valid	Invalid	Minimum	Maximum
688	14050	1	12

Type	Code
Measurement Unit	numeric
H2NF3Y	3Y. In what [month and] year did you last live with him [biological father]?

			Frequency	% of total	% of valid
Valid	95	1995	267	1.81%	38.64%
	96	1996	424	2.88%	61.36%
		Total	691	4.69%	100%
Missing	997	legitimate skip	14047	95.31%	
		Total	14,047	95.31%	

Valid	Invalid	Minimum	Maximum
691	14047	95	96

Type	Code
Measurement Unit	numeric
H2NF4	4. Is he [biological father] still living?

			Frequency	% of total	% of valid
Valid	0	no	593	4.02%	11.49%
	1	yes	4568	30.99%	88.51%
		Total	5,161	35.02%	100%
Missing	6	refused	5	0.03%	
	7	legitimate skip	9505	64.49%	
	8	don't know	67	0.45%	
		Total	9,577	64.98%	

Valid	Invalid	Minimum	Maximum
5161	9577	0	1

Type	Numeric (Double)
H2NF5	5. How old were you when he [biological father] died?

			Frequency	% of total	% of valid
--	--	--	-----------	------------	------------

Missing	97	legitimate skip	14145	95.98%	
	98	don't know	9	0.06%	
		Total	14,154	96.04%	

Valid	Invalid	Minimum	Maximum	Mean	StdDev
584	14154	0	19	9.8184931...	4.9214691...

H2NF9 - S13Q9 FREQ-STAYED OVERNIGHT W/ HIM-W2

Type	Code
Measurement Unit	numeric
H2NF9	9. In the last 12 months, about how often have you stayed overnight with him [biological father]?

			Frequency	% of total	% of valid
Valid	0	not at all	2612	17.72%	56.35%
	1	once or twice	580	3.94%	12.51%
	2	several times	594	4.03%	12.82%
	3	about once a month	275	1.87%	5.93%
	4	about once a week	224	1.52%	4.83%
	5	more than once a week	350	2.37%	7.55%
		Total	4,635	31.45%	100%
Missing	6	refused	1	0.01%	
	7	legitimate skip	10098	68.52%	
	8	don't know	4	0.03%	
		Total	10,103	68.55%	

Valid	Invalid	Minimum	Maximum
4635	10103	0	5

H2NF10 - S13Q10 FREQ-COMMUNICATED W/ HIM-W2

Type	Code
Measurement Unit	numeric
H2NF10	10. In the last 12 months, about how often have you talked to him [biological father] in person or on the telephone, or received a letter from him?

	Frequency	% of total	% of valid
--	-----------	------------	------------

Valid	0	not at all	773	5.24%	16.67%
	1	once or twice	759	5.15%	16.37%
	2	several times	962	6.53%	20.75%
	3	about once a month	430	2.92%	9.28%
	4	about once a week	647	4.39%	13.96%
	5	more than once a week	1065	7.23%	22.97%
		Total	4,636	31.46%	100%
Missing	6	refused	2	0.01%	
	7	legitimate skip	10098	68.52%	
	8	don't know	2	0.01%	
		Total	10,102	68.54%	

Valid	Invalid	Minimum	Maximum
4636	10102	0	5

Type	Code
Measurement Unit	numeric
H2NF11A	11A. Which of the following things have you done with your biological father in the past four weeks (check all that apply): went shopping

			Frequency	% of total	% of valid
Valid	0	no	3088	20.95%	79.28%
	1	yes	807	5.48%	20.72%
		Total	3,895	26.43%	100%
Missing	6	refused	1	0.01%	
	7	legitimate skip	10841	73.56%	
	8	don't know	1	0.01%	
		Total	10,843	73.57%	

Valid	Invalid	Minimum	Maximum
3895	10843	0	1

Type	Code
Measurement Unit	numeric
H2NF11B	11B. Which of the following things have you done with your biological father in the past four weeks (check all that apply): played a sport

	Frequency	% of total	% of valid
--	-----------	------------	------------

Valid	0	no	3362	22.81%	86.32%
	1	yes	533	3.62%	13.68%
		Total	3,895	26.43%	100%
Missing	6	refused	1	0.01%	
	7	legitimate skip	10841	73.56%	
	8	don't know	1	0.01%	
		Total	10,843	73.57%	

Valid	Invalid	Minimum	Maximum
3895	10843	0	1

Type	Code
Measurement Unit	numeric
H2NF11C	11C. Which of the following things have you done with your biological father in the past four weeks (check all that apply): went to a religious service or church-related event?

			Frequency	% of total	% of valid
Valid	0	no	3549	24.08%	91.12%
	1	yes	346	2.35%	8.88%
		Total	3,895	26.43%	100%
Missing	6	refused	1	0.01%	
	7	legitimate skip	10841	73.56%	
	8	don't know	1	0.01%	
		Total	10,843	73.57%	

Valid	Invalid	Minimum	Maximum
3895	10843	0	1

Type	Code
Measurement Unit	numeric
H2NF11D	11D. Which of the following things have you done with your biological father in the past four weeks (check all that apply): talked about someone you're dating, or a party you went to?

			Frequency	% of total	% of valid
Valid	0	no	2754	18.69%	70.71%
	1	yes	1141	7.74%	29.29%

		Total	3,895	26.43%	100%
Missing	6	refused	1	0.01%	
	7	legitimate skip	10841	73.56%	
	8	don't know	1	0.01%	
		Total	10,843	73.57%	

Valid	Invalid	Minimum	Maximum
3895	10843	0	1

H2NF11E - S13Q11E BIO DAD-WENT TO MOVIE/ETC-W2

Type	Code
Measurement Unit	numeric
H2NF11E	11E. Which of the following things have you done with your biological father in the past four weeks (check all that apply): went to a movie, play, museum, concert, or sports event?

			Frequency	% of total	% of valid
Valid	0	no	3267	22.17%	83.88%
	1	yes	628	4.26%	16.12%
		Total	3,895	26.43%	100%
Missing	6	refused	1	0.01%	
	7	legitimate skip	10841	73.56%	
	8	don't know	1	0.01%	
		Total	10,843	73.57%	

Valid	Invalid	Minimum	Maximum
3895	10843	0	1

H2NF11F - S13Q11F BIO DAD-DISCUSS PERSONAL PROB-W2

Type	Code
Measurement Unit	numeric
H2NF11F	11F. Which of the following things have you done with your biological father in the past four weeks (check all that apply): talked about a personal problem you were having?

			Frequency	% of total	% of valid
Valid	0	no	2971	20.16%	76.28%
	1	yes	924	6.27%	23.72%
		Total	3,895	26.43%	100%

Missing	6	refused	1	0.01%	
	7	legitimate skip	10841	73.56%	
	8	don't know	1	0.01%	
		Total	10,843	73.57%	

Valid	Invalid	Minimum	Maximum
3895	10843	0	1

Type	Code
Measurement Unit	numeric
H2NF11G	11G. Which of the following things have you done with your biological father in the past four weeks (check all that apply): had a serious argument about your behavior

			Frequency	% of total	% of valid
Valid	0	no	3479	23.61%	89.32%
	1	yes	416	2.82%	10.68%
		Total	3,895	26.43%	100%
Missing	6	refused	1	0.01%	
	7	legitimate skip	10841	73.56%	
	8	don't know	1	0.01%	
		Total	10,843	73.57%	

Valid	Invalid	Minimum	Maximum
3895	10843	0	1

Type	Code
Measurement Unit	numeric
H2NF11H	11H. Which of the following things have you done with your biological father in the past four weeks (check all that apply): talked about your school work or grades

			Frequency	% of total	% of valid
Valid	0	no	2102	14.26%	53.97%
	1	yes	1793	12.17%	46.03%
		Total	3,895	26.43%	100%
Missing	6	refused	1	0.01%	
	7	legitimate skip	10841	73.56%	
	8	don't know	1	0.01%	

		Total	10,843	73.57%	
--	--	-------	--------	--------	--

Valid	Invalid	Minimum	Maximum
3895	10843	0	1

H2NF11I - S13Q11I BIO DAD-WORKED SCH-PROJECT-W2

Type	Code
Measurement Unit	numeric
H2NF11I	11I. Which of the following things have you done with your biological father in the past four weeks (check all that apply): worked on a project for school

			Frequency	% of total	% of valid
Valid	0	no	3731	25.32%	95.79%
	1	yes	164	1.11%	4.21%
	Total		3,895	26.43%	100%
Missing	6	refused	1	0.01%	
	7	legitimate skip	10841	73.56%	
	8	don't know	1	0.01%	
	Total		10,843	73.57%	

Valid	Invalid	Minimum	Maximum
3895	10843	0	1

H2NF11J - S13Q11J BIO DAD-TALKED SCH-OTHER-W2

Type	Code
Measurement Unit	numeric
H2NF11J	11J. Which of the following things have you done with your biological father in the past four weeks (check all that apply): talked about other things you're doing in school

			Frequency	% of total	% of valid
Valid	0	no	2362	16.03%	60.64%
	1	yes	1533	10.4%	39.36%
	Total		3,895	26.43%	100%
Missing	6	refused	1	0.01%	
	7	legitimate skip	10841	73.56%	
	8	don't know	1	0.01%	
	Total		10,843	73.57%	

Valid	Invalid	Minimum	Maximum
3895	10843	0	1

 H2NF11K - S13Q11K BIO DAD-TALKED SCH-NONE-W2

Type	Code
Measurement Unit	numeric
H2NF11K	11K. Which of the following things have you done with your biological father in the past four weeks (check all that apply): None of the above activities

			Frequency	% of total	% of valid
Valid	0	no	2576	17.48%	66.14%
	1	yes	1319	8.95%	33.86%
Total			3,895	26.43%	100%
Missing	6	refused	1	0.01%	
	7	legitimate skip	10841	73.56%	
	8	don't know	1	0.01%	
Total			10,843	73.57%	

Valid	Invalid	Minimum	Maximum
3895	10843	0	1

 H2NF12 - S13Q12 BIO DAD SMOKED CIGARETTES-W2

Type	Code
Measurement Unit	numeric
H2NF12	12. Since {MOLI}, has your biological father smoked cigarettes?

			Frequency	% of total	% of valid
Valid	0	no	2126	14.43%	50.81%
	1	yes	2058	13.96%	49.19%
Total			4,184	28.39%	100%
Missing	6	refused	20	0.14%	
	7	legitimate skip	10098	68.52%	
	8	don't know	436	2.96%	
Total			10,554	71.61%	

Valid	Invalid	Minimum	Maximum
4184	10554	0	1

 H2NF13 - S13Q13 HOW CLOSE TO BIO DAD-W2

Type	Code
Measurement Unit	numeric

H2NF13	13. How close do you feel to your biological father?
--------	--

			Frequency	% of total	% of valid
Valid	1	not close at all	1135	7.7%	24.52%
	2	not very close	589	4%	12.72%
	3	somewhat close	1075	7.29%	23.22%
	4	quite close	955	6.48%	20.63%
	5	extremely close	875	5.94%	18.9%
Total			4,629	31.41%	100%
Missing	6	refused	3	0.02%	
	7	legitimate skip	10098	68.52%	
	8	don't know	8	0.05%	
Total			10,109	68.59%	

Valid	Invalid	Minimum	Maximum
4629	10109	1	5

H2RM1 - S14Q1 RES MOM-EDUCATION LEVEL-W2

Type	Code
Measurement Unit	numeric
H2RM1	1. How far in school did she [resident mother] go?

			Frequency	% of total	% of valid
--	--	--	-----------	------------	------------

Valid	1	eighth grade or less	58	0.39%	4.77%
	2	more than eighth grade, but did not graduate from high school	126	0.85%	10.35%
	3	went to a business, trade, or vocational school instead of high school	4	0.03%	0.33%
	4	high school graduate	380	2.58%	31.22%
	5	completed a GED	30	0.2%	2.47%
	6	went to a business, trade, or vocational school after high school	67	0.45%	5.51%
	7	went to college but did not graduate	102	0.69%	8.38%
	8	graduated from a college or university	234	1.59%	19.23%
	9	professional training beyond a four-year college or university	72	0.49%	5.92%
	10	she never went to school	3	0.02%	0.25%
	11	she went to school, but R doesn't know what level	87	0.59%	7.15%
	12	R doesn't know if she went to school	54	0.37%	4.44%
		Total	1,217	8.26%	100%
Missing	97	legitimate skip	13521	91.74%	
		Total	13,521	91.74%	

Valid	Invalid	Minimum	Maximum
1217	13521	1	12

Type	Code
Measurement Unit	numeric
H2RM2	2. Was she [resident mother] born in the United States?

			Frequency	% of total	% of valid
Valid	0	no	143	0.97%	11.81%
	1	yes	1068	7.25%	88.19%
		Total	1,211	8.22%	100%
Missing	7	legitimate skip	13521	91.74%	
	8	don't know	6	0.04%	
		Total	13,527	91.78%	

Valid	Invalid	Minimum	Maximum
1211	13527	0	1

Type	Code
Measurement Unit	numeric
H2RM3	3. In what country was she [resident mother] born?

			Frequency	% of total	% of valid
Valid	17	Barbados	2	0.01%	1.45%
	32	Canada	2	0.01%	1.45%
	37	People's Republic of China	4	0.03%	2.9%
	38	Colombia	3	0.02%	2.17%
	43	Cuba	23	0.16%	16.67%
	52	Ecuador	1	0.01%	0.72%
	54	El Salvador	1	0.01%	0.72%
	61	France	1	0.01%	0.72%
	75	Germany	2	0.01%	1.45%
	79	Guatemala	1	0.01%	0.72%
	83	Haiti	2	0.01%	1.45%
	84	Honduras	2	0.01%	1.45%
	87	India	1	0.01%	0.72%
	93	Italy	2	0.01%	1.45%
	95	Jamaica	3	0.02%	2.17%
	123	Mexico	31	0.21%	22.46%
	142	Nicaragua	5	0.03%	3.62%
	151	Panama	1	0.01%	0.72%
	155	The Philippines	28	0.19%	20.29%
	187	Taiwan	3	0.02%	2.17%
	202	Great Britain	1	0.01%	0.72%
	221	Puerto Rico	6	0.04%	4.35%
	222	American Samoa	1	0.01%	0.72%
231	Viet-Nam	4	0.03%	2.9%	
313	Western, North Africa	1	0.01%	0.72%	
331	Northern, Western Europe	2	0.01%	1.45%	
341	Oceania and Pacific Ocean Islands	2	0.01%	1.45%	
361	Central and Northern South America	1	0.01%	0.72%	
372	Greater Antilles	2	0.01%	1.45%	
	Total	138	0.94%	100%	

Missing	997	legitimate skip	14595	99.03%	
	999	other	5	0.03%	
		Total	14,600	99.06%	

Valid	Invalid	Minimum	Maximum
138	14600	17	372

 H2RM4 - S14Q4 RES MOM-WORK-W2

Type	Code
Measurement Unit	numeric
H2RM4	4. What kind of work does she [resident mother] do?

	Frequency	% of total	% of valid
--	-----------	------------	------------

Valid	1	professional 1, such as doctor, lawyer, scientist	253	1.72%	1.86%
	2	professional 2, such as teacher, librarian, nurse	2445	16.59%	17.97%
	3	manager, such as executive, director	765	5.19%	5.62%
	4	technical, such as computer specialist, radiologist	403	2.73%	2.96%
	5	office worker, such as bookkeeper, office clerk, secretary	2428	16.47%	17.85%
	6	sales worker, such as insurance agent, store clerk	812	5.51%	5.97%
	7	restaurant worker or personal service, such as waitress, housekeeper	1236	8.39%	9.08%
	8	craftsperson, such as toolmaker, woodworker	150	1.02%	1.1%
	9	construction worker, such as carpenter, crane operator	50	0.34%	0.37%
	10	mechanic, such as electrician, plumber, machinist	42	0.28%	0.31%
	11	factory worker or laborer, such as assembler, janitor	658	4.46%	4.84%
	12	transportation, such as bus driver, taxi driver	89	0.6%	0.65%
	13	military or security, such as police officer, soldier, fire fighter	67	0.45%	0.49%
	14	farm or fishery worker	68	0.46%	0.5%
	15	other	2076	14.09%	15.26%
	16	none	2064	14%	15.17%
		Total	13,606	92.32%	100%
Missing	.	missing	1	0.01%	
	96	refused	20	0.14%	
	97	legitimate skip	1071	7.27%	
	98	don't know	40	0.27%	
		Total	1,132	7.68%	

Valid	Invalid	Minimum	Maximum
13606	1132	1	16

 H2RM5 - S14Q5 RES MOM-WORK FOR PAY-W2

Type	Code
Measurement Unit	numeric
H2RM5	5. Does she [resident mother] work for pay?

			Frequency	% of total	% of valid
Valid	0	no	962	6.53%	8.3%
	1	yes	10628	72.11%	91.7%
Total			11,590	78.64%	100%
Missing	6	refused	2	0.01%	
	7	legitimate skip	3135	21.27%	
	8	don't know	11	0.07%	
Total			3,148	21.36%	

Valid	Invalid	Minimum	Maximum
11590	3148	0	1

Type	Code
Measurement Unit	numeric
H2RM6	6. Has she [resident mother] worked for pay at any time in the last 12 months?

			Frequency	% of total	% of valid
Valid	0	no	2170	14.72%	72%
	1	yes	844	5.73%	28%
Total			3,014	20.45%	100%
Missing	6	refused	3	0.02%	
	7	legitimate skip	11699	79.38%	
	8	don't know	22	0.15%	
Total			11,724	79.55%	

Valid	Invalid	Minimum	Maximum
3014	11724	0	1

Type	Numeric (Double)
H2RM7	7. Approximately how many hours a week does she [resident mother] work for pay?

			Frequency	% of total	% of valid
--	--	--	-----------	------------	------------

Missing	996	refused	5	0.03%	
	997	legitimate skip	4110	27.89%	
	998	don't know	205	1.39%	
		Total	4,320	29.31%	

Valid	Invalid	Minimum	Maximum	Mean	StdDev
10418	4320	1	168	38.122480...	12.190788...

H2RM8 - S14Q8 RES MOM-WORK AT HOME/OUTSIDE-W2

Type	Code
Measurement Unit	numeric
H2RM8	8. Does she [resident mother] work at home or outside the home?

			Frequency	% of total	% of valid
Valid	1	at home	525	3.56%	4.94%
	2	outside the home	9509	64.52%	89.48%
	3	both at home and outside the home	593	4.02%	5.58%
		Total	10,627	72.11%	100%
Missing	7	legitimate skip	4110	27.89%	
	8	don't know	1	0.01%	
		Total	4,111	27.89%	

Valid	Invalid	Minimum	Maximum
10627	4111	1	3

H2RM9 - S14Q9 RES MOM-RECEIVE PUBLIC ASSIST-W2

Type	Code
Measurement Unit	numeric
H2RM9	9. Does she [resident mother] receive public assistance, such as welfare?

			Frequency	% of total	% of valid
Valid	0	no	12245	83.08%	90.49%
	1	yes	1287	8.73%	9.51%
		Total	13,532	91.82%	100%
Missing	6	refused	9	0.06%	
	7	legitimate skip	1071	7.27%	
	8	don't know	126	0.85%	
		Total	1,206	8.18%	

Valid	Invalid	Minimum	Maximum
-------	---------	---------	---------

13532	1206	0	1
-------	------	---	---

Type	Code
Measurement Unit	numeric
H2RM10	10. Is she [resident mother] disabled--that is, mentally or physically handicapped?

			Frequency	% of total	% of valid
Valid	0	no	12946	87.84%	94.86%
	1	yes	702	4.76%	5.14%
	Total		13,648	92.6%	100%
Missing	6	refused	1	0.01%	
	7	legitimate skip	1071	7.27%	
	8	don't know	18	0.12%	
	Total		1,090	7.4%	

Valid	Invalid	Minimum	Maximum
13648	1090	0	1

Type	Code
Measurement Unit	numeric
H2RM11	11. How often is she [resident mother] at home when you leave for school?

			Frequency	% of total	% of valid
Valid	1	always	7861	53.34%	57.9%
	2	most of the time	1720	11.67%	12.67%
	3	some of the time	1108	7.52%	8.16%
	4	almost never	720	4.89%	5.3%
	5	never	1486	10.08%	10.95%
	6	she takes me to school	681	4.62%	5.02%
		Total	13,576	92.12%	100%
Missing	96	refused	43	0.29%	
	97	legitimate skip	1071	7.27%	
	98	don't know	48	0.33%	
		Total	1,162	7.88%	

Valid	Invalid	Minimum	Maximum
13576	1162	1	6



Type	Code
Measurement Unit	numeric
H2RM12	12. How often is she [resident mother] at home when you return from school?

			Frequency	% of total	% of valid
Valid	1	always	3674	24.93%	27.07%
	2	most of the time	2772	18.81%	20.42%
	3	some of the time	2352	15.96%	17.33%
	4	almost never	1621	11%	11.94%
	5	never	2760	18.73%	20.33%
	6	she brings me home from school	395	2.68%	2.91%
Total			13,574	92.1%	100%
Missing	96	refused	48	0.33%	
	97	legitimate skip	1071	7.27%	
	98	don't know	45	0.31%	
Total			1,164	7.9%	

Valid	Invalid	Minimum	Maximum
13574	1164	1	6



Type	Code
Measurement Unit	numeric
H2RM13	13. How often is she [resident mother] at home when you go to bed?

			Frequency	% of total	% of valid
Valid	1	always	10361	70.3%	75.97%
	2	most of the time	2210	15%	16.2%
	3	some of the time	603	4.09%	4.42%
	4	almost never	207	1.4%	1.52%
	5	never	257	1.74%	1.88%
Total			13,638	92.54%	100%
Missing	96	refused	11	0.07%	
	97	legitimate skip	1071	7.27%	
	98	don't know	18	0.12%	
Total			1,100	7.46%	

Valid	Invalid	Minimum	Maximum
-------	---------	---------	---------

13638	1100	1	5
-------	------	---	---

Type	Code
Measurement Unit	numeric
H2RM14	14. Since {MOLI}, has she [resident mother] smoked cigarettes?

			Frequency	% of total	% of valid
Valid	0	no	9602	65.15%	70.32%
	1	yes	4052	27.49%	29.68%
	Total		13,654	92.64%	100%
Missing	6	refused	2	0.01%	
	7	legitimate skip	1071	7.27%	
	8	don't know	11	0.07%	
	Total		1,084	7.36%	

Valid	Invalid	Minimum	Maximum
13654	1084	0	1

Type	Code
Measurement Unit	numeric
H2RF1	1. How far in school did he [resident father] go?

			Frequency	% of total	% of valid
--	--	--	-----------	------------	------------

Valid	1	eighth grade or less	101	0.69%	4.49%
	2	more than eighth grade, but did not graduate from high school	212	1.44%	9.43%
	3	went to a business, trade, or vocational school instead of high school	17	0.12%	0.76%
	4	high school graduate	731	4.96%	32.53%
	5	completed a GED	84	0.57%	3.74%
	6	went to a business, trade, or vocational school after high school	116	0.79%	5.16%
	7	went to college but did not graduate	218	1.48%	9.7%
	8	graduated from a college or university	398	2.7%	17.71%
	9	professional training beyond a four-year college or university	129	0.88%	5.74%
	10	he never went to school	1	0.01%	0.04%
	11	he went to school, but R doesn't know what level	148	1%	6.59%
	12	R doesn't know if he went to school	92	0.62%	4.09%
		Total	2,247	15.25%	100%
Missing	96	refused	1	0.01%	
	97	legitimate skip	12490	84.75%	
		Total	12,491	84.75%	

Valid	Invalid	Minimum	Maximum
2247	12491	1	12

H2RF2 - S15Q2 RES DAD-BORN IN US-W2

Type	Code
Measurement Unit	numeric
H2RF2	2. Was he [resident father] born in the United States?

			Frequency	% of total	% of valid
Valid	0	no	294	1.99%	13.14%
	1	yes	1943	13.18%	86.86%
		Total	2,237	15.18%	100%
Missing	7	legitimate skip	12490	84.75%	
	8	don't know	11	0.07%	

		Total	12,501	84.82%	
--	--	-------	--------	--------	--

Valid	Invalid	Minimum	Maximum
2237	12501	0	1

H2RF3 - S15Q3 RES DAD-COUNTRY BORN IN-W2

Type	Code
Measurement Unit	numeric
H2RF3	3. In what country was he [resident father] born?

	Frequency	% of total	% of valid
--	-----------	------------	------------

Valid	5	Antigua and Barbuda	1	0.01%	0.35%
	14	The Bahamas	2	0.01%	0.71%
	32	Canada	9	0.06%	3.18%
	37	People's Republic of China	6	0.04%	2.12%
	38	Colombia	2	0.01%	0.71%
	43	Cuba	40	0.27%	14.13%
	51	The Dominican Republic	6	0.04%	2.12%
	52	Ecuador	3	0.02%	1.06%
	54	El Salvador	5	0.03%	1.77%
	75	Germany	4	0.03%	1.41%
	79	Guatemala	4	0.03%	1.41%
	83	Haiti	1	0.01%	0.35%
	84	Honduras	4	0.03%	1.41%
	87	India	1	0.01%	0.35%
	93	Italy	1	0.01%	0.35%
	95	Jamaica	2	0.01%	0.71%
	123	Mexico	82	0.56%	28.98%
	142	Nicaragua	8	0.05%	2.83%
	144	Nigeria	3	0.02%	1.06%
	151	Panama	3	0.02%	1.06%
	154	Peru	3	0.02%	1.06%
	155	The Philippines	24	0.16%	8.48%
	157	Portugal	1	0.01%	0.35%
	187	Taiwan	1	0.01%	0.35%
	202	Great Britain	1	0.01%	0.35%
	213	Hong Kong	2	0.01%	0.71%
	221	Puerto Rico	15	0.1%	5.3%
	231	Viet-Nam	4	0.03%	1.41%
	232	Western Samoa	1	0.01%	0.35%
	311	Eastern, North Africa	4	0.03%	1.41%
	312	Central, North Africa	4	0.03%	1.41%
	313	Western, North Africa	4	0.03%	1.41%
	314	South Africa	1	0.01%	0.35%
	321	Middle East	4	0.03%	1.41%
	322	Central Asia	1	0.01%	0.35%
	331	Northern, Western Europe	6	0.04%	2.12%
	332	British Isles	2	0.01%	0.71%
	333	Southern, Western Europe	1	0.01%	0.35%
	334	Northern, Eastern Europe	1	0.01%	0.35%
	335	Southern, Eastern Europe	1	0.01%	0.35%
336	Southern Europe	4	0.03%	1.41%	
361	Central and Northern South America	4	0.03%	1.41%	
362	Southern South America	3	0.02%	1.06%	
371	Greater and Lesser Antilles	4	0.03%	1.41%	

		Total	283	1.92%	100%
Missing	997	legitimate skip	14444	98.01%	
	998	don't know	2	0.01%	
	999	other	9	0.06%	
		Total	14,455	98.08%	

Valid	Invalid	Minimum	Maximum
283	14455	5	371

 H2RF4 - S15Q4 RES DAD-WORK-W2

Type	Code
Measurement Unit	numeric
H2RF4	4. What kind of work does he [resident father] do?

	Frequency	% of total	% of valid
--	-----------	------------	------------

Valid	1	professional 1, such as doctor, lawyer, scientist	565	3.83%	5.44%
	2	professional 2, such as teacher, librarian, nurse	481	3.26%	4.63%
	3	manager, such as executive, director	1152	7.82%	11.08%
	4	technical, such as computer specialist, radiologist	631	4.28%	6.07%
	5	office worker, such as bookkeeper, office clerk, secretary	238	1.61%	2.29%
	6	sales worker, such as insurance agent, store clerk	458	3.11%	4.41%
	7	restaurant worker or personal service, such as waitress, housekeeper	243	1.65%	2.34%
	8	craftsperson, such as toolmaker, woodworker	357	2.42%	3.43%
	9	construction worker, such as carpenter, crane operator	1176	7.98%	11.31%
	10	mechanic, such as electrician, plumber, machinist	1137	7.71%	10.94%
	11	factory worker or laborer, such as assembler, janitor	920	6.24%	8.85%
	12	transportation, such as bus driver, taxi driver	371	2.52%	3.57%
	13	military or security, such as police officer, soldier, fire fighter	342	2.32%	3.29%
	14	farm or fishery worker	168	1.14%	1.62%
	15	other	1555	10.55%	14.96%
	16	none	601	4.08%	5.78%
		Total	10,395	70.53%	100%
Missing	96	refused	9	0.06%	
	97	legitimate skip	4286	29.08%	
	98	don't know	48	0.33%	
		Total	4,343	29.47%	

Valid	Invalid	Minimum	Maximum
10395	4343	1	16



Type	Code
------	------

Measurement Unit	numeric
H2RF5	5. Does he [resident father] work for pay?

			Frequency	% of total	% of valid
Valid	0	no	238	1.61%	2.42%
	1	yes	9602	65.15%	97.58%
Total			9,840	66.77%	100%
Missing	6	refused	3	0.02%	
	7	legitimate skip	4887	33.16%	
	8	don't know	8	0.05%	
Total			4,898	33.23%	

Valid	Invalid	Minimum	Maximum
9840	4898	0	1

H2RF6 - S15Q6 RES DAD-WORK LAST 12 MOS-W2

Type	Code
Measurement Unit	numeric
H2RF6	6. Has he [resident father] worked for pay at any time in the last 12 months?

			Frequency	% of total	% of valid
Valid	0	no	609	4.13%	72.59%
	1	yes	230	1.56%	27.41%
Total			839	5.69%	100%
Missing	6	refused	3	0.02%	
	7	legitimate skip	13888	94.23%	
	8	don't know	8	0.05%	
Total			13,899	94.31%	

Valid	Invalid	Minimum	Maximum
839	13899	0	1

H2RF7 - S15Q7 RES DAD-WORK HRS/WEEK-W2

Type	Numeric (Double)
H2RF7	7. Approximately how many hours a week does he [resident father] work for pay?

			Frequency	% of total	% of valid
Missing	996	refused	3	0.02%	
	997	legitimate skip	5136	34.85%	
	998	don't know	180	1.22%	

		Total	5,319	36.09%	
--	--	-------	-------	--------	--

Valid	Invalid	Minimum	Maximum	Mean	StdDev
9419	5319	1	144	45.197048...	12.002788...

H2RF8 - S15Q8 RES DAD-WORK AT HOME/OUTSIDE-W2

Type	Code
Measurement Unit	numeric
H2RF8	8. Does he [resident father] work at home or outside the home?

			Frequency	% of total	% of valid
Valid	1	at home	186	1.26%	1.94%
	2	outside the home	8674	58.85%	90.34%
	3	both at home and outside the home	742	5.03%	7.73%
Total			9,602	65.15%	100%
Missing	7	legitimate skip	5136	34.85%	
	Total		5,136	34.85%	

Valid	Invalid	Minimum	Maximum
9602	5136	1	3

H2RF9 - S15Q9 RES DAD-RECEIVE PUBLIC ASSIST-W2

Type	Code
Measurement Unit	numeric
H2RF9	9. Does he [resident father] receive public assistance, such as welfare?

			Frequency	% of total	% of valid
Valid	0	no	10037	68.1%	96.57%
	1	yes	357	2.42%	3.43%
	Total		10,394	70.53%	100%
Missing	6	refused	4	0.03%	
	7	legitimate skip	4286	29.08%	
	8	don't know	54	0.37%	
Total			4,344	29.47%	

Valid	Invalid	Minimum	Maximum
10394	4344	0	1

H2RF10 - S15Q10 RES DAD-DISABLED-W2

Type	Code
Measurement Unit	numeric
H2RF10	10. Is he [resident father] disabled--that is, mentally or physically handicapped?

			Frequency	% of total	% of valid
Valid	0	no	9777	66.34%	93.66%
	1	yes	662	4.49%	6.34%
	Total		10,439	70.83%	100%
Missing	6	refused	1	0.01%	
	7	legitimate skip	4286	29.08%	
	8	don't know	12	0.08%	
	Total		4,299	29.17%	

Valid	Invalid	Minimum	Maximum
10439	4299	0	1

H2RF11 - S15Q11 RES DAD-AT HOME WHEN LEAVE-W2

Type	Code
Measurement Unit	numeric
H2RF11	11. How often is he [resident father] at home when you leave for school?

			Frequency	% of total	% of valid
Valid	1	always	3582	24.3%	34.49%
	2	most of the time	1393	9.45%	13.41%
	3	some of the time	1507	10.23%	14.51%
	4	almost never	1109	7.52%	10.68%
	5	never	2569	17.43%	24.74%
	6	he takes me to school	225	1.53%	2.17%
	Total		10,385	70.46%	100%
Missing	96	refused	37	0.25%	
	97	legitimate skip	4286	29.08%	
	98	don't know	30	0.2%	
	Total		4,353	29.54%	

Valid	Invalid	Minimum	Maximum
10385	4353	1	6

H2RF12 - S15Q12 RES DAD-AT HOME WHEN RETURN-W2

Type	Code
------	------

Measurement Unit	numeric
H2RF12	12. How often is he [resident father] at home when you return from school?

			Frequency	% of total	% of valid
Valid	1	always	1721	11.68%	16.57%
	2	most of the time	1305	8.85%	12.57%
	3	some of the time	2210	15%	21.28%
	4	almost never	1693	11.49%	16.3%
	5	never	3330	22.59%	32.07%
	6	he brings me home from school	125	0.85%	1.2%
Total			10,384	70.46%	100%
Missing	96	refused	38	0.26%	
	97	legitimate skip	4286	29.08%	
	98	don't know	30	0.2%	
Total			4,354	29.54%	

Valid	Invalid	Minimum	Maximum
10384	4354	1	6

H2RF13 - S15Q13 RES DAD-AT HOME WHEN BED-W2

Type	Code
Measurement Unit	numeric
H2RF13	13. How often is he [resident father] at home when you go to bed?

			Frequency	% of total	% of valid
Valid	1	always	6371	43.23%	61.1%
	2	most of the time	2123	14.4%	20.36%
	3	some of the time	1195	8.11%	11.46%
	4	almost never	340	2.31%	3.26%
	5	never	399	2.71%	3.83%
Total			10,428	70.76%	100%
Missing	96	refused	8	0.05%	
	97	legitimate skip	4286	29.08%	
	98	don't know	16	0.11%	
Total			4,310	29.24%	

Valid	Invalid	Minimum	Maximum
10428	4310	1	5

H2RF14 - S15Q14 RES DAD-EVER SMOKE-W2

Type	Code
------	------

Measurement Unit	numeric
H2RF14	14. Since {MOLI}, has he [resident father] smoked cigarettes?

			Frequency	% of total	% of valid
Valid	0	no	6870	46.61%	65.82%
	1	yes	3567	24.2%	34.18%
Total			10,437	70.82%	100%
Missing	6	refused	2	0.01%	
	7	legitimate skip	4286	29.08%	
	8	don't know	13	0.09%	
Total			4,301	29.18%	

Valid	Invalid	Minimum	Maximum
10437	4301	0	1

Type	Code
Measurement Unit	numeric
H2WP1	1. Do your parents let you make your own decisions about the time you must be home on weekend nights?

			Frequency	% of total	% of valid
Valid	0	no	8339	56.58%	58.84%
	1	yes	5833	39.58%	41.16%
Total			14,172	96.16%	100%
Missing	6	refused	10	0.07%	
	7	legitimate skip	541	3.67%	
	8	don't know	15	0.1%	
Total			566	3.84%	

Valid	Invalid	Minimum	Maximum
14172	566	0	1

Type	Code
Measurement Unit	numeric
H2WP2	2. Do your parents let you make your own decisions about the people you hang around with?

			Frequency	% of total	% of valid
--	--	--	-----------	------------	------------

Valid	0	no	1907	12.94%	13.45%
	1	yes	12272	83.27%	86.55%
		Total	14,179	96.21%	100%
Missing	6	refused	10	0.07%	
	7	legitimate skip	541	3.67%	
	8	don't know	8	0.05%	
		Total	559	3.79%	

Valid	Invalid	Minimum	Maximum
14179	559	0	1

H2WP3 - S16Q3 MAKE OWN DECISION-CLOTHING-W2

Type	Code
Measurement Unit	numeric
H2WP3	3. Do your parents let you make your own decisions about what you wear?

			Frequency	% of total	% of valid
Valid	0	no	1217	8.26%	8.58%
	1	yes	12968	87.99%	91.42%
		Total	14,185	96.25%	100%
Missing	6	refused	7	0.05%	
	7	legitimate skip	541	3.67%	
	8	don't know	5	0.03%	
		Total	553	3.75%	

Valid	Invalid	Minimum	Maximum
14185	553	0	1

H2WP4 - S16Q4 MAKE OWN DECISION-AMOUNT OF TV-W2

Type	Code
Measurement Unit	numeric
H2WP4	4. Do your parents let you make your own decisions about how much television you watch?

			Frequency	% of total	% of valid
Valid	0	no	2149	14.58%	15.15%
	1	yes	12032	81.64%	84.85%
		Total	14,181	96.22%	100%

Missing	6	refused	7	0.05%	
	7	legitimate skip	541	3.67%	
	8	don't know	9	0.06%	
		Total	557	3.78%	

Valid	Invalid	Minimum	Maximum
14181	557	0	1

H2WP5 - S16Q5 MAKE OWN DECISION-TV PROGRAMS-W2

Type	Code
Measurement Unit	numeric
H2WP5	5. Do your parents let you make your own decisions about which television programs you watch?

			Frequency	% of total	% of valid
Valid	0	no	2540	17.23%	17.91%
	1	yes	11643	79%	82.09%
		Total	14,183	96.23%	100%
Missing	6	refused	7	0.05%	
	7	legitimate skip	541	3.67%	
	8	don't know	7	0.05%	
		Total	555	3.77%	

Valid	Invalid	Minimum	Maximum
14183	555	0	1

H2WP6 - S16Q6 MAKE OWN DECISION-WEEKDAY BED-W2

Type	Code
Measurement Unit	numeric
H2WP6	6. Do your parents let you make your own decisions about what time you go to bed on week nights?

			Frequency	% of total	% of valid
Valid	0	no	4010	27.21%	28.28%
	1	yes	10172	69.02%	71.72%
		Total	14,182	96.23%	100%
Missing	6	refused	6	0.04%	
	7	legitimate skip	541	3.67%	
	8	don't know	9	0.06%	
		Total	556	3.77%	

Valid	Invalid	Minimum	Maximum
14182	556	0	1

Type	Code
Measurement Unit	numeric
H2WP7	7. Do your parents let you make your own decisions about what you eat?

			Frequency	% of total	% of valid
Valid	0	no	2066	14.02%	14.57%
	1	yes	12118	82.22%	85.43%
	Total		14,184	96.24%	100%
Missing	6	refused	6	0.04%	
	7	legitimate skip	541	3.67%	
	8	don't know	7	0.05%	
	Total		554	3.76%	

Valid	Invalid	Minimum	Maximum
14184	554	0	1

Type	Code
Measurement Unit	numeric
H2WP8	8. On how many of the past 7 days was at least one of your parents in the room with you while you ate your evening meal?

			Frequency	% of total	% of valid
Valid	0	0 days	1608	10.91%	11.36%
	1	1 day	711	4.82%	5.02%
	2	2 days	1205	8.18%	8.51%
	3	3 days	1301	8.83%	9.19%
	4	4 days	1354	9.19%	9.56%
	5	5 days	1902	12.91%	13.44%
	6	6 days	1028	6.98%	7.26%
	7	7 days	5048	34.25%	35.66%
		Total	14,157	96.06%	100%
Missing	96	refused	12	0.08%	
	97	legitimate skip	541	3.67%	
	98	don't know	28	0.19%	
			Total	581	3.94%

Valid	Invalid	Minimum	Maximum
14157	581	0	7

Type	Code
Measurement Unit	numeric
H2WP9	9. How close do you feel to {RESMOM NAME}?

			Frequency	% of total	% of valid
Valid	1	not close at all	116	0.79%	0.85%
	2	not very close	274	1.86%	2.01%
	3	somewhat close	1488	10.1%	10.89%
	4	quite close	4285	29.07%	31.37%
	5	extremely close	7497	50.87%	54.88%
		Total	13,660	92.69%	100%
Missing	6	refused	2	0.01%	
	7	legitimate skip	1071	7.27%	
	8	don't know	5	0.03%	
		Total	1,078	7.31%	

Valid	Invalid	Minimum	Maximum
13660	1078	1	5

Type	Code
Measurement Unit	numeric
H2WP10	10. How much do you think she [resident mother] cares about you?

			Frequency	% of total	% of valid
Valid	1	not at all	28	0.19%	0.21%
	2	very little	282	1.91%	2.07%
	3	somewhat	270	1.83%	1.98%
	4	quite a bit	1229	8.34%	9%
	5	very much	11847	80.38%	86.75%
		Total	13,656	92.66%	100%
Missing	6	refused	2	0.01%	
	7	legitimate skip	1071	7.27%	
	8	don't know	9	0.06%	
		Total	1,082	7.34%	

Valid	Invalid	Minimum	Maximum

13656	1082	1	5
-------	------	---	---

Type	Code
Measurement Unit	numeric
H2WP11	11. On a scale of 1 to 5, where 1 is low and 5 is high, how disappointed would she [resident mother] be if you did not graduate from college?

			Frequency	% of total	% of valid
Valid	1	1 (low)	992	6.73%	7.3%
	2	2	743	5.04%	5.46%
	3	3	2415	16.39%	17.76%
	4	4	2459	16.68%	18.08%
	5	5 (high)	6988	47.41%	51.39%
		Total	13,597	92.26%	100%
Missing	6	refused	3	0.02%	
	7	legitimate skip	1071	7.27%	
	8	don't know	67	0.45%	
		Total	1,141	7.74%	

Valid	Invalid	Minimum	Maximum
13597	1141	1	5

Type	Code
Measurement Unit	numeric
H2WP12	12. On a scale of 1 to 5, where 1 is low and 5 is high, how disappointed would she [resident mother] be if you did not graduate from high school?

			Frequency	% of total	% of valid
Valid	1	1 (low)	416	2.82%	3.05%
	2	2	129	0.88%	0.95%
	3	3	374	2.54%	2.74%
	4	4	609	4.13%	4.47%
	5	5 (high)	10493	71.2%	76.99%
	6	already graduated from high school	1608	10.91%	11.8%
		Total	13,629	92.48%	100%
Missing	96	refused	4	0.03%	
	97	legitimate skip	1071	7.27%	
	98	don't know	34	0.23%	

		Total	1,109	7.52%	
--	--	-------	-------	-------	--

Valid	Invalid	Minimum	Maximum
13629	1109	1	6

Type	Code
Measurement Unit	numeric
H2WP13	13. How close do you feel to {RESDAD NAME}?

			Frequency	% of total	% of valid
Valid	1	not close at all	275	1.87%	2.63%
	2	not very close	508	3.45%	4.86%
	3	somewhat close	2042	13.86%	19.55%
	4	quite close	3590	24.36%	34.37%
	5	extremely close	4031	27.35%	38.59%
		Total	10,446	70.88%	100%
Missing	6	refused	2	0.01%	
	7	legitimate skip	4286	29.08%	
	8	don't know	4	0.03%	
		Total	4,292	29.12%	

Valid	Invalid	Minimum	Maximum
10446	4292	1	5

Type	Code
Measurement Unit	numeric
H2WP14	14. How much do you think he [resident father] cares about you?

			Frequency	% of total	% of valid
Valid	1	not at all	56	0.38%	0.54%
	2	very little	247	1.68%	2.37%
	3	somewhat	509	3.45%	4.88%
	4	quite a bit	1581	10.73%	15.16%
	5	very much	8038	54.54%	77.06%
		Total	10,431	70.78%	100%
Missing	6	refused	4	0.03%	
	7	legitimate skip	4286	29.08%	
	8	don't know	17	0.12%	

		Total	4,307	29.22%	
--	--	-------	-------	--------	--

Valid	Invalid	Minimum	Maximum
10431	4307	1	5

Type	Code
Measurement Unit	numeric
H2WP15	15. On a scale of 1 to 5, where 1 is low and 5 is high, how disappointed would he [resident father] be if you did not graduate from college?

			Frequency	% of total	% of valid
Valid	1	1 (low)	889	6.03%	8.56%
	2	2	613	4.16%	5.9%
	3	3	1779	12.07%	17.12%
	4	4	1895	12.86%	18.24%
	5	5 (high)	5214	35.38%	50.18%
		Total	10,390	70.5%	100%
Missing	6	refused	6	0.04%	
	7	legitimate skip	4286	29.08%	
	8	don't know	56	0.38%	
		Total	4,348	29.5%	

Valid	Invalid	Minimum	Maximum
10390	4348	1	5

Type	Code
Measurement Unit	numeric
H2WP16	16. On a scale of 1 to 5, where 1 is low and 5 is high, how disappointed would he [resident father] be if you did not graduate from high school?

			Frequency	% of total	% of valid
Valid	1	1 (low)	344	2.33%	3.3%
	2	2	126	0.85%	1.21%
	3	3	334	2.27%	3.21%
	4	4	546	3.7%	5.24%
	5	5 (high)	7768	52.71%	74.55%
	6	already graduated from high school	1302	8.83%	12.5%
		Total	10,420	70.7%	100%

Missing	96	refused	4	0.03%	
	97	legitimate skip	4286	29.08%	
	98	don't know	28	0.19%	
		Total	4,318	29.3%	

Valid	Invalid	Minimum	Maximum
10420	4318	1	6

H2WP17A - S16Q17A RES MOM-WENT SHOPPING-W2

Type	Code
Measurement Unit	numeric
H2WP17A	17A. Which of the things listed on this card have you done with [resident mother] in the past four weeks (check all that apply): went shopping

			Frequency	% of total	% of valid
Valid	0	no	4490	30.47%	32.88%
	1	yes	9166	62.19%	67.12%
		Total	13,656	92.66%	100%
Missing	6	refused	5	0.03%	
	7	legitimate skip	1071	7.27%	
	8	don't know	6	0.04%	
		Total	1,082	7.34%	

Valid	Invalid	Minimum	Maximum
13656	1082	0	1

H2WP17B - S16Q17B RES MOM-PLAYED A SPORT-W2

Type	Code
Measurement Unit	numeric
H2WP17B	17B. Which of the things listed on this card have you done with [resident mother] in the past four weeks (check all that apply): played a sport

			Frequency	% of total	% of valid
Valid	0	no	12699	86.17%	92.99%
	1	yes	957	6.49%	7.01%
		Total	13,656	92.66%	100%
Missing	6	refused	5	0.03%	
	7	legitimate skip	1071	7.27%	
	8	don't know	6	0.04%	
		Total	1,082	7.34%	

Valid	Invalid	Minimum	Maximum
13656	1082	0	1

H2WP17C - S16Q17C RES MOM-RELIGIOUS SERVICE-W2

Type	Code
Measurement Unit	numeric
H2WP17C	17C. Which of the things listed on this card have you done with [resident mother] in the past four weeks (check all that apply): went to a religious service or church-related event

			Frequency	% of total	% of valid
Valid	0	no	8647	58.67%	63.32%
	1	yes	5009	33.99%	36.68%
Total			13,656	92.66%	100%
Missing	6	refused	5	0.03%	
	7	legitimate skip	1071	7.27%	
	8	don't know	6	0.04%	
Total			1,082	7.34%	

Valid	Invalid	Minimum	Maximum
13656	1082	0	1

H2WP17D - S16Q17D RES MOM-TALKED ABOUT LIFE-W2

Type	Code
Measurement Unit	numeric
H2WP17D	17D. Which of the things listed on this card have you done with [resident mother] in the past four weeks (check all that apply): talked about someone you're dating, or a party you went to

			Frequency	% of total	% of valid
Valid	0	no	6889	46.74%	50.45%
	1	yes	6767	45.92%	49.55%
Total			13,656	92.66%	100%
Missing	6	refused	5	0.03%	
	7	legitimate skip	1071	7.27%	
	8	don't know	6	0.04%	
Total			1,082	7.34%	

Valid	Invalid	Minimum	Maximum
13656	1082	0	1

 H2WP17E - S16Q17E RES MOM-WENT TO MOVIE/ETC-W2

Type	Code
Measurement Unit	numeric
H2WP17E	17E. Which of the things listed on this card have you done with [resident mother] in the past four weeks (check all that apply): went to a movie, play, museum, concert, or sports event

			Frequency	% of total	% of valid
Valid	0	no	10659	72.32%	78.05%
	1	yes	2997	20.34%	21.95%
	Total		13,656	92.66%	100%
Missing	6	refused	5	0.03%	
	7	legitimate skip	1071	7.27%	
	8	don't know	6	0.04%	
	Total		1,082	7.34%	

Valid	Invalid	Minimum	Maximum
13656	1082	0	1

 H2WP17F - S16Q17F RES MOM-DISCUSS PERSONAL PROB-W2

Type	Code
Measurement Unit	numeric
H2WP17F	17F. Which of the things listed on this card have you done with [resident mother] in the past four weeks (check all that apply): talked about a personal problem you were having

			Frequency	% of total	% of valid
Valid	0	no	7852	53.28%	57.5%
	1	yes	5804	39.38%	42.5%
	Total		13,656	92.66%	100%
Missing	6	refused	5	0.03%	
	7	legitimate skip	1071	7.27%	
	8	don't know	6	0.04%	
	Total		1,082	7.34%	

Valid	Invalid	Minimum	Maximum
13656	1082	0	1

 H2WP17G - S16Q17G RES MOM-ARGUED ABOUT BEHAVIOR-W2

Type	Code
Measurement Unit	numeric
H2WP17G	17G. Which of the things listed on this card have you done with [resident mother] in the past four weeks (check all that apply): had a serious argument about your behavior

			Frequency	% of total	% of valid
Valid	0	no	9306	63.14%	68.15%
	1	yes	4350	29.52%	31.85%
Total			13,656	92.66%	100%
Missing	6	refused	5	0.03%	
	7	legitimate skip	1071	7.27%	
	8	don't know	6	0.04%	
Total			1,082	7.34%	

Valid	Invalid	Minimum	Maximum
13656	1082	0	1

H2WP17H - S16Q17H RES MOM-TALKED SCH-GRADES-W2

Type	Code
Measurement Unit	numeric
H2WP17H	17H. Which of the things listed on this card have you done with [resident mother] in the past four weeks (check all that apply): talked about your school work or grades

			Frequency	% of total	% of valid
Valid	0	no	4789	32.49%	35.07%
	1	yes	8867	60.16%	64.93%
Total			13,656	92.66%	100%
Missing	6	refused	5	0.03%	
	7	legitimate skip	1071	7.27%	
	8	don't know	6	0.04%	
Total			1,082	7.34%	

Valid	Invalid	Minimum	Maximum
13656	1082	0	1

H2WP17I - S16Q17I RES MOM-WORKED SCH-PROJECT-W2

Type	Code
Measurement Unit	numeric

H2WP17I	17I. Which of the things listed on this card have you done with [resident mother] in the past four weeks (check all that apply): worked on a project for school
---------	---

			Frequency	% of total	% of valid
Valid	0	no	11899	80.74%	87.13%
	1	yes	1757	11.92%	12.87%
Total			13,656	92.66%	100%
Missing	6	refused	5	0.03%	
	7	legitimate skip	1071	7.27%	
	8	don't know	6	0.04%	
Total			1,082	7.34%	

Valid	Invalid	Minimum	Maximum
13656	1082	0	1

H2WP17J - S16Q17J RES MOM-TALKED SCH-OTHER-W2

Type	Code
Measurement Unit	numeric
H2WP17J	17J. Which of the things listed on this card have you done with [resident mother] in the past four weeks (check all that apply): talked about other things you're doing in school

			Frequency	% of total	% of valid
Valid	0	no	5872	39.84%	43%
	1	yes	7784	52.82%	57%
Total			13,656	92.66%	100%
Missing	6	refused	5	0.03%	
	7	legitimate skip	1071	7.27%	
	8	don't know	6	0.04%	
Total			1,082	7.34%	

Valid	Invalid	Minimum	Maximum
13656	1082	0	1

H2WP17K - S16Q17K RES MOM-NONE-W2

Type	Code
Measurement Unit	numeric
H2WP17K	17K. Which of the things listed on this card have you done with [resident mother] in the past four weeks (check all that apply): none

			Frequency	% of total	% of valid
Valid	0	no	13231	89.77%	96.89%
	1	yes	425	2.88%	3.11%
		Total	13,656	92.66%	100%
Missing	6	refused	5	0.03%	
	7	legitimate skip	1071	7.27%	
	8	don't know	6	0.04%	
		Total	1,082	7.34%	

Valid	Invalid	Minimum	Maximum
13656	1082	0	1

H2WP18A - S16Q18A RES DAD-WENT SHOPPING-W2

Type	Code
Measurement Unit	numeric
H2WP18A	18A. Which of the things listed on this card have you done with [resident father] in the past four weeks (check all that apply): went shopping

			Frequency	% of total	% of valid
Valid	0	no	7977	54.13%	76.36%
	1	yes	2469	16.75%	23.64%
		Total	10,446	70.88%	100%
Missing	.	missing	1	0.01%	
	6	refused	5	0.03%	
	7	legitimate skip	4286	29.08%	
		Total	4,292	29.12%	

Valid	Invalid	Minimum	Maximum
10446	4292	0	1

H2WP18B - S16Q18B RES DAD-PLAYED A SPORT-W2

Type	Code
Measurement Unit	numeric
H2WP18B	18B. Which of the things listed on this card have you done with [resident father] in the past four weeks (check all that apply): played a sport

			Frequency	% of total	% of valid
Valid	0	no	7849	53.26%	75.14%
	1	yes	2597	17.62%	24.86%
		Total	10,446	70.88%	100%

Missing	.	missing	1	0.01%	
	6	refused	5	0.03%	
	7	legitimate skip	4286	29.08%	
		Total	4,292	29.12%	

Valid	Invalid	Minimum	Maximum
10446	4292	0	1

Type	Code
Measurement Unit	numeric
H2WP18C	18C. Which of the things listed on this card have you done with [resident father] in the past four weeks (check all that apply): went to a religious service or church-related event

			Frequency	% of total	% of valid
Valid	0	no	7511	50.96%	71.9%
	1	yes	2935	19.91%	28.1%
		Total	10,446	70.88%	100%
Missing	.	missing	1	0.01%	
	6	refused	5	0.03%	
	7	legitimate skip	4286	29.08%	
		Total	4,292	29.12%	

Valid	Invalid	Minimum	Maximum
10446	4292	0	1

Type	Code
Measurement Unit	numeric
H2WP18D	18D. Which of the things listed on this card have you done with [resident father] in the past four weeks (check all that apply): talked about someone you're dating, or a party you went to

			Frequency	% of total	% of valid
Valid	0	no	7433	50.43%	71.16%
	1	yes	3013	20.44%	28.84%
		Total	10,446	70.88%	100%
Missing	.	missing	1	0.01%	
	6	refused	5	0.03%	
	7	legitimate skip	4286	29.08%	

		Total	4,292	29.12%	
--	--	-------	-------	--------	--

Valid	Invalid	Minimum	Maximum
10446	4292	0	1

H2WP18E - S16Q18E RES DAD-WENT TO MOVIE/ETC-W2

Type	Code
Measurement Unit	numeric
H2WP18E	18E. Which of the things listed on this card have you done with [resident father] in the past four weeks (check all that apply): went to a movie, play, museum, concert, or sports event

			Frequency	% of total	% of valid
Valid	0	no	8294	56.28%	79.4%
	1	yes	2152	14.6%	20.6%
	Total		10,446	70.88%	100%
Missing	.	missing	1	0.01%	
	6	refused	5	0.03%	
	7	legitimate skip	4286	29.08%	
	Total		4,292	29.12%	

Valid	Invalid	Minimum	Maximum
10446	4292	0	1

H2WP18F - S16Q18F RES DAD-DISCUSS PERSONAL PROB-W2

Type	Code
Measurement Unit	numeric
H2WP18F	18F. Which of the things listed on this card have you done with [resident father] in the past four weeks (check all that apply): talked about a personal problem you were having

			Frequency	% of total	% of valid
Valid	0	no	8228	55.83%	78.77%
	1	yes	2218	15.05%	21.23%
	Total		10,446	70.88%	100%
Missing	.	don't know	1	0.01%	
	6	refused	5	0.03%	
	7	legitimate skip	4286	29.08%	
	Total		4,292	29.12%	

Valid	Invalid	Minimum	Maximum
-------	---------	---------	---------

10446	4292	0	1
-------	------	---	---

H2WP18G - S16Q18G RES DAD-ARGUED ABOUT BEHAVIOR-W2

Type	Code
Measurement Unit	numeric
H2WP18G	18G. Which of the things listed on this card have you done with [resident father] in the past four weeks (check all that apply): had a serious argument about your behavior

			Frequency	% of total	% of valid
Valid	0	no	7973	54.1%	76.33%
	1	yes	2473	16.78%	23.67%
	Total		10,446	70.88%	100%
Missing	.	missing	1	0.01%	
	6	refused	5	0.03%	
	7	legitimate skip	4286	29.08%	
	Total		4,292	29.12%	

Valid	Invalid	Minimum	Maximum
10446	4292	0	1

H2WP18H - S16Q18H RES DAD-TALKED SCH-GRADES-W2

Type	Code
Measurement Unit	numeric
H2WP18H	18H. Which of the things listed on this card have you done with [resident father] in the past four weeks (check all that apply): talked about your school work or grades

			Frequency	% of total	% of valid
Valid	0	no	4899	33.24%	46.9%
	1	yes	5547	37.64%	53.1%
	Total		10,446	70.88%	100%
Missing	.	missing	1	0.01%	
	6	refused	5	0.03%	
	7	legitimate skip	4286	29.08%	
	Total		4,292	29.12%	

Valid	Invalid	Minimum	Maximum
10446	4292	0	1

 H2WP18I - S16Q18I RES DAD-WORKED SCH-PROJECT-W2

Type	Code
Measurement Unit	numeric
H2WP18I	18I. Which of the things listed on this card have you done with [resident father] in the past four weeks (check all that apply): worked on a project for school

			Frequency	% of total	% of valid
Valid	0	no	9315	63.2%	89.17%
	1	yes	1131	7.67%	10.83%
	Total		10,446	70.88%	100%
Missing	.	missing	1	0.01%	
	6	refused	5	0.03%	
	7	legitimate skip	4286	29.08%	
	Total		4,292	29.12%	

Valid	Invalid	Minimum	Maximum
10446	4292	0	1

 H2WP18J - S16Q18J RES DAD-TALKED SCH-OTHER-W2

Type	Code
Measurement Unit	numeric
H2WP18J	18J. Which of the things listed on this card have you done with [resident father] in the past four weeks (check all that apply)? talked about other things you're doing in school

			Frequency	% of total	% of valid
Valid	0	no	5537	37.57%	53.01%
	1	yes	4909	33.31%	46.99%
	Total		10,446	70.88%	100%
Missing	.	missing	1	0.01%	
	6	refused	5	0.03%	
	7	legitimate skip	4286	29.08%	
	Total		4,292	29.12%	

Valid	Invalid	Minimum	Maximum
10446	4292	0	1

 H2WP18K - S16Q18K RES DAD-NONE-W2

Type	Code
Measurement Unit	numeric
H2WP18K	18K. Which of the things listed on this card have you done with [resident father] in the past four weeks (check all that apply): none

			Frequency	% of total	% of valid
Valid	0	no	9269	62.89%	88.73%
	1	yes	1177	7.99%	11.27%
	Total		10,446	70.88%	100%
Missing	.	missing	1	0.01%	
	6	refused	5	0.03%	
	7	legitimate skip	4286	29.08%	
Total		4,292	29.12%		

Valid	Invalid	Minimum	Maximum
10446	4292	0	1

H2MO1 - S17Q1 IF SEX GAIN MORE RESPECT-W2

Type	Code
Measurement Unit	numeric
H2MO1	1. Do you agree or disagree with the following statement? If you had sexual intercourse, your friends would respect you more.

			Frequency	% of total	% of valid
Valid	1	strongly agree	395	2.68%	2.77%
	2	agree	1042	7.07%	7.31%
	3	neither agree nor disagree	4550	30.87%	31.92%
	4	disagree	4740	32.16%	33.25%
	5	strongly disagree	3529	23.94%	24.75%
Total		14,256	96.73%	100%	
Missing	.	missing	193	1.31%	
	6	refused	41	0.28%	
	7	legitimate skip	143	0.97%	
	8	don't know	105	0.71%	
Total		482	3.27%		

Valid	Invalid	Minimum	Maximum
14256	482	1	5

H2MO2 - S17Q2 IF SEX LOSE PARTNER RESPECT-W2

Type	Code
Measurement Unit	numeric
H2MO2	2. Do you agree or disagree with the following statement? If you had sexual intercourse, your partner would lose respect for you.

			Frequency	% of total	% of valid
Valid	1	strongly agree	808	5.48%	5.7%
	2	agree	1380	9.36%	9.74%
	3	neither agree nor disagree	4778	32.42%	33.71%
	4	disagree	4904	33.27%	34.6%
	5	strongly disagree	2302	15.62%	16.24%
Total			14,172	96.16%	100%
Missing	.	missing	193	1.31%	
	6	refused	43	0.29%	
	7	legitimate skip	143	0.97%	
	8	don't know	187	1.27%	
Total			566	3.84%	

Valid	Invalid	Minimum	Maximum
14172	566	1	5

H2MO3 - S17Q3 IF SEX WOULD FEEL GUILTY-W2

Type	Code
Measurement Unit	numeric
H2MO3	3. Do you agree or disagree with the following statement? If you had sexual intercourse, afterward, you would feel guilty.

			Frequency	% of total	% of valid
Valid	1	strongly agree	2337	15.86%	16.44%
	2	agree	2714	18.41%	19.09%
	3	neither agree nor disagree	4085	27.72%	28.74%
	4	disagree	3672	24.92%	25.83%
	5	strongly disagree	1408	9.55%	9.9%
Total			14,216	96.46%	100%
Missing	.	missing	193	1.31%	
	6	refused	44	0.3%	
	7	legitimate skip	143	0.97%	
	8	don't know	142	0.96%	
Total			522	3.54%	

Valid	Invalid	Minimum	Maximum

14216	522	1	5
-------	-----	---	---

Type	Code
Measurement Unit	numeric
H2MO4	4. Do you agree or disagree with the following statement? If you had sexual intercourse, it would upset {MOM NAME}.

			Frequency	% of total	% of valid
Valid	1	strongly agree	5882	39.91%	44.3%
	2	agree	3269	22.18%	24.62%
	3	neither agree nor disagree	2472	16.77%	18.62%
	4	disagree	1243	8.43%	9.36%
	5	strongly disagree	411	2.79%	3.1%
		Total	13,277	90.09%	100%
Missing	.	missing	188	1.28%	
	6	refused	41	0.28%	
	7	legitimate skip	1121	7.61%	
	8	don't know	111	0.75%	
		Total	1,461	9.91%	

Valid	Invalid	Minimum	Maximum
13277	1461	1	5

Type	Code
Measurement Unit	numeric
H2MO5	5. Do you agree or disagree with the following statement? If you had sexual intercourse, it would give you a great deal of physical pleasure.

			Frequency	% of total	% of valid
Valid	1	strongly agree	1850	12.55%	13.16%
	2	agree	4043	27.43%	28.76%
	3	neither agree nor disagree	5638	38.25%	40.11%
	4	disagree	1581	10.73%	11.25%
	5	strongly disagree	945	6.41%	6.72%
		Total	14,057	95.38%	100%
Missing	.	missing	193	1.31%	
	6	refused	69	0.47%	
	7	legitimate skip	143	0.97%	
	8	don't know	276	1.87%	

		Total	681	4.62%	
--	--	-------	-----	-------	--

Valid	Invalid	Minimum	Maximum
14057	681	1	5

Type	Code
Measurement Unit	numeric
H2MO6	6. Do you agree or disagree with the following statement? [If Respondent is male:] If you had sexual intercourse, it would make you more attractive to women. [If Respondent is female:] If you had sexual intercourse, it would make you more attractive to men.

			Frequency	% of total	% of valid
Valid	1	strongly agree	404	2.74%	2.85%
	2	agree	958	6.5%	6.76%
	3	neither agree nor disagree	5169	35.07%	36.5%
	4	disagree	4570	31.01%	32.27%
	5	strongly disagree	3062	20.78%	21.62%
		Total	14,163	96.1%	100%
Missing	.	missing	193	1.31%	
	6	refused	52	0.35%	
	7	legitimate skip	143	0.97%	
	8	don't know	187	1.27%	
		Total	575	3.9%	

Valid	Invalid	Minimum	Maximum
14163	575	1	5

Type	Code
Measurement Unit	numeric
H2MO7	7. Do you agree or disagree with the following statement? If you had sexual intercourse, you would feel less lonely.

			Frequency	% of total	% of valid
Valid	1	strongly agree	386	2.62%	2.72%
	2	agree	1552	10.53%	10.95%
	3	neither agree nor disagree	4831	32.78%	34.08%
	4	disagree	4531	30.74%	31.96%
	5	strongly disagree	2875	19.51%	20.28%

		Total	14,175	96.18%	100%
Missing	.	missing	193	1.31%	
	6	refused	46	0.31%	
	7	legitimate skip	143	0.97%	
	8	don't know	181	1.23%	
		Total	563	3.82%	

Valid	Invalid	Minimum	Maximum
14175	563	1	5

Type	Code
Measurement Unit	numeric
H2MO8	8. Do you agree or disagree with the following statement? [If Respondent is male:] If you got someone pregnant, it would be embarrassing for your family. [If Respondent is female:] If you got pregnant, it would be embarrassing for your family.

			Frequency	% of total	% of valid
Valid	1	strongly agree	4904	33.27%	34.38%
	2	agree	3415	23.17%	23.94%
	3	neither agree nor disagree	2838	19.26%	19.9%
	4	disagree	2212	15.01%	15.51%
	5	strongly disagree	894	6.07%	6.27%
		Total	14,263	96.78%	100%
Missing	.	missing	193	1.31%	
	6	refused	44	0.3%	
	7	legitimate skip	143	0.97%	
	8	don't know	95	0.64%	
		Total	475	3.22%	

Valid	Invalid	Minimum	Maximum
14263	475	1	5

Type	Code
Measurement Unit	numeric
H2MO9	9. Do you agree or disagree with the following statement? [If Respondent is male:] If you got someone pregnant, it would be embarrassing for you. [If Respondent is female:] If you got pregnant, it would be embarrassing for you.

			Frequency	% of total	% of valid
Valid	1	strongly agree	5332	36.18%	37.34%
	2	agree	3205	21.75%	22.45%
	3	neither agree nor disagree	2305	15.64%	16.14%
	4	disagree	2299	15.6%	16.1%
	5	strongly disagree	1137	7.71%	7.96%
		Total	14,278	96.88%	100%
Missing	.	missing	193	1.31%	
	6	refused	44	0.3%	
	7	legitimate skip	143	0.97%	
	8	don't know	80	0.54%	
		Total	460	3.12%	

Valid	Invalid	Minimum	Maximum
14278	460	1	5

Type	Code
Measurement Unit	numeric
H2MO10	10. Do you agree or disagree with the following statement? [If Respondent is male:] If you got someone pregnant, you would have to quit school. [If Respondent is female:] If you got pregnant, you would have to quit school.

			Frequency	% of total	% of valid
Valid	1	strongly agree	1135	7.7%	7.98%
	2	agree	1821	12.36%	12.81%
	3	neither agree nor disagree	2997	20.34%	21.08%
	4	disagree	5354	36.33%	37.65%
	5	strongly disagree	2913	19.77%	20.49%
		Total	14,220	96.49%	100%
Missing	.	missing	193	1.31%	
	6	refused	57	0.39%	
	7	legitimate skip	143	0.97%	
	8	don't know	125	0.85%	
		Total	518	3.51%	

Valid	Invalid	Minimum	Maximum
14220	518	1	5

###

Type	Code
Measurement Unit	numeric
H2MO11	11. Do you agree or disagree with the following statement? [If Respondent is male:] If you got someone pregnant, you might marry the wrong person, just to get married. [If Respondent is female:] If you got pregnant, you might marry the wrong person, just to get married.

			Frequency	% of total	% of valid
Valid	1	strongly agree	1783	12.1%	12.54%
	2	agree	3025	20.53%	21.27%
	3	neither agree nor disagree	3051	20.7%	21.45%
	4	disagree	3830	25.99%	26.93%
	5	strongly disagree	2533	17.19%	17.81%
		Total	14,222	96.5%	100%
Missing	.	missing	193	1.31%	
	6	refused	48	0.33%	
	7	legitimate skip	143	0.97%	
	8	don't know	132	0.9%	
		Total	516	3.5%	

Valid	Invalid	Minimum	Maximum
14222	516	1	5

Type	Code
Measurement Unit	numeric
H2MO12	12. Do you agree or disagree with the following statement? [If Respondent is male:] If you got someone pregnant, you would be forced to grow up too fast. [If Respondent is female:] If you got pregnant, you would be forced to grow up too fast.

			Frequency	% of total	% of valid
Valid	1	strongly agree	5039	34.19%	35.33%
	2	agree	5293	35.91%	37.11%
	3	neither agree nor disagree	1809	12.27%	12.68%
	4	disagree	1509	10.24%	10.58%
	5	strongly disagree	614	4.17%	4.3%
		Total	14,264	96.78%	100%
Missing	.	missing	193	1.31%	
	6	refused	47	0.32%	
	7	legitimate skip	143	0.97%	
	8	don't know	91	0.62%	

		Total	474	3.22%	
--	--	-------	-----	-------	--

Valid	Invalid	Minimum	Maximum
14264	474	1	5

H2MO13 - S17Q13 IF PREGNANT MAKE HARD DECISION-W2

Type	Code
Measurement Unit	numeric
H2MO13	13. Do you agree or disagree with the following statement? [If Respondent is male:] If you got someone pregnant, you would have to help her decide whether or not to have the baby, and that would be stressful and difficult. [If Respondent is female:] If you got pregnant, you would have to decide whether or not to have the baby, and that would be stressful and difficult.

			Frequency	% of total	% of valid
Valid	1	strongly agree	5117	34.72%	35.9%
	2	agree	4748	32.22%	33.31%
	3	neither agree nor disagree	1633	11.08%	11.46%
	4	disagree	1625	11.03%	11.4%
	5	strongly disagree	1129	7.66%	7.92%
		Total	14,252	96.7%	100%
Missing	.	missing	193	1.31%	
	6	refused	51	0.35%	
	7	legitimate skip	143	0.97%	
	8	don't know	99	0.67%	
		Total	486	3.3%	

Valid	Invalid	Minimum	Maximum
14252	486	1	5

H2MO14 - S17Q14 IF PREGNANT CONSIDER ABORTION-W2

Type	Code
Measurement Unit	numeric
H2MO14	14. Do you agree or disagree with the following statement? [If Respondent is male:] If you got someone pregnant, you would encourage the girl to get an abortion. [If Respondent is female:] If you got pregnant, you would consider getting an abortion.

			Frequency	% of total	% of valid
--	--	--	-----------	------------	------------

Valid	1	strongly agree	838	5.69%	5.89%
	2	agree	1621	11%	11.39%
	3	neither agree nor disagree	2943	19.97%	20.68%
	4	disagree	3557	24.13%	24.99%
	5	strongly disagree	5273	35.78%	37.05%
		Total	14,232	96.57%	100%
Missing	.	missing	193	1.31%	
	6	refused	50	0.34%	
	7	legitimate skip	143	0.97%	
	8	don't know	120	0.81%	
		Total	506	3.43%	

Valid	Invalid	Minimum	Maximum
14232	506	1	5

H2MO15 - S17Q15 MORALLY OPPOSED TO ABORTION-W2	
Type	Code
Measurement Unit	numeric
H2MO15	15. Do you agree or disagree with the following statement? You are morally opposed to abortions.

			Frequency	% of total	% of valid
Valid	1	strongly agree	4613	31.3%	32.39%
	2	agree	2597	17.62%	18.23%
	3	neither agree nor disagree	3506	23.79%	24.61%
	4	disagree	2171	14.73%	15.24%
	5	strongly disagree	1357	9.21%	9.53%
		Total	14,244	96.65%	100%
Missing	.	missing	193	1.31%	
	6	refused	45	0.31%	
	7	legitimate skip	143	0.97%	
	8	don't know	113	0.77%	
		Total	494	3.35%	

Valid	Invalid	Minimum	Maximum
14244	494	1	5

H2MO16 - S17Q16 TAKEN PLEDGE TO REMAIN VIRGIN-W2	
Type	Code
Measurement Unit	numeric

H2MO16	16. Have you taken a public or written pledge to remain a virgin until marriage?
--------	--

			Frequency	% of total	% of valid
Valid	0	no	12575	85.32%	87.89%
	1	yes	1732	11.75%	12.11%
	Total		14,307	97.08%	100%
Missing	.	missing	193	1.31%	
	6	refused	32	0.22%	
	7	legitimate skip	143	0.97%	
	8	don't know	63	0.43%	
Total		431	2.92%		

Valid	Invalid	Minimum	Maximum
14307	431	0	1

H2PF1 - S18Q1 MOM-WARM AND LOVING-W2

Type	Code
Measurement Unit	numeric
H2PF1	1. Do you agree or disagree with the following statement? Most of the time, {MOM NAME} is warm and loving toward you.

			Frequency	% of total	% of valid
Valid	1	strongly agree	6478	43.95%	47.48%
	2	agree	5688	38.59%	41.69%
	3	neither agree nor disagree	973	6.6%	7.13%
	4	disagree	371	2.52%	2.72%
	5	strongly disagree	135	0.92%	0.99%
Total		13,645	92.58%	100%	
Missing	.	missing	2	0.01%	
	6	refused	9	0.06%	
	7	legitimate skip	1071	7.27%	
	8	don't know	11	0.07%	
Total		1,093	7.42%		

Valid	Invalid	Minimum	Maximum
13645	1093	1	5

H2PF2 - S18Q2 MOM-ENCOURAGES INDEPENDENCE-W2

Type	Code
Measurement Unit	numeric

H2PF2	2. Do you agree or disagree with the following statement? {MOM NAME} encourages you to be independent.
-------	--

			Frequency	% of total	% of valid
Valid	1	strongly agree	5709	38.74%	41.87%
	2	agree	5768	39.14%	42.31%
	3	neither agree nor disagree	1546	10.49%	11.34%
	4	disagree	518	3.51%	3.8%
	5	strongly disagree	93	0.63%	0.68%
		Total	13,634	92.51%	100%
Missing	.	missing	2	0.01%	
	6	refused	8	0.05%	
	7	legitimate skip	1071	7.27%	
	8	don't know	23	0.16%	
		Total	1,104	7.49%	

Valid	Invalid	Minimum	Maximum
13634	1104	1	5

H2PF3 - S18Q3 MOM-DISCUSSES ETHICS-W2

Type	Code
Measurement Unit	numeric
H2PF3	3. Do you agree or disagree with the following statement? When you do something wrong that is important, {MOM NAME} talks about it with you and helps you to understand why it is wrong.

			Frequency	% of total	% of valid
Valid	1	strongly agree	4517	30.65%	33.12%
	2	agree	6370	43.22%	46.7%
	3	neither agree nor disagree	1713	11.62%	12.56%
	4	disagree	849	5.76%	6.22%
	5	strongly disagree	191	1.3%	1.4%
		Total	13,640	92.55%	100%
Missing	.	missing	2	0.01%	
	6	don't know	9	0.06%	
	7	legitimate skip	1071	7.27%	
	8	don't know	16	0.11%	
		Total	1,098	7.45%	

Valid	Invalid	Minimum	Maximum
13640	1098	1	5

 H2PF4 - S18Q4 MOM-GOOD COMMUNICATION-W2

Type	Code
Measurement Unit	numeric
H2PF4	4. Do you agree or disagree with the following statement? You are satisfied with the way {MOM NAME} and you communicate with each other.

			Frequency	% of total	% of valid
Valid	1	strongly agree	4878	33.1%	35.74%
	2	agree	5832	39.57%	42.73%
	3	neither agree nor disagree	1559	10.58%	11.42%
	4	disagree	1066	7.23%	7.81%
	5	strongly disagree	312	2.12%	2.29%
		Total	13,647	92.6%	100%
Missing	.	missing	2	0.01%	
	6	refused	9	0.06%	
	7	legitimate skip	1071	7.27%	
	8	don't know	9	0.06%	
		Total	1,091	7.4%	

Valid	Invalid	Minimum	Maximum
13647	1091	1	5

 H2PF5 - S18Q5 MOM-OVERALL GOOD RELATIONSHIP-W2

Type	Code
Measurement Unit	numeric
H2PF5	5. Do you agree or disagree with the following statement? Overall, you are satisfied with your relationship with {MOM NAME}.

			Frequency	% of total	% of valid
Valid	1	strongly agree	6289	42.67%	46.1%
	2	agree	5614	38.09%	41.15%
	3	neither agree nor disagree	959	6.51%	7.03%
	4	disagree	579	3.93%	4.24%
	5	strongly disagree	201	1.36%	1.47%
		Total	13,642	92.56%	100%
Missing	.	missing	2	0.01%	
	6	refused	10	0.07%	
	7	legitimate skip	1071	7.27%	
	8	don't know	13	0.09%	

	Total	1,096	7.44%	
--	-------	-------	-------	--

Valid	Invalid	Minimum	Maximum
13642	1096	1	5

Type	Code
Measurement Unit	numeric
H2PF6	6. Do you agree or disagree with the following statement? You usually tell {MOM NAME} where you are going after school.

			Frequency	% of total	% of valid
Valid	1	strongly agree	5672	38.49%	41.67%
	2	agree	5453	37%	40.06%
	3	neither agree nor disagree	1230	8.35%	9.04%
	4	disagree	1028	6.98%	7.55%
	5	strongly disagree	229	1.55%	1.68%
	Total		13,612	92.36%	100%
Missing	.	missing	1	0.01%	
	6	refused	37	0.25%	
	7	legitimate skip	1071	7.27%	
	8	don't know	17	0.12%	
	Total		1,126	7.64%	

Valid	Invalid	Minimum	Maximum
13612	1126	1	5

Type	Code
Measurement Unit	numeric
H2PF7	7. Do you agree or disagree with the following statement? {MOM NAME} usually knows what is going on in your life.

			Frequency	% of total	% of valid
Valid	1	strongly agree	4049	27.47%	29.67%
	2	agree	5856	39.73%	42.91%
	3	neither agree nor disagree	2049	13.9%	15.02%
	4	disagree	1355	9.19%	9.93%
	5	strongly disagree	337	2.29%	2.47%
	Total		13,646	92.59%	100%

Missing	.	missing	1	0.01%	
	6	refused	9	0.06%	
	7	legitimate skip	1071	7.27%	
	8	don't know	11	0.07%	
		Total	1,092	7.41%	

Valid	Invalid	Minimum	Maximum
13646	1092	1	5

H2PF8 - S18Q8 DAD-WARM AND LOVING-W2

Type	Code
Measurement Unit	numeric
H2PF8	8. Do you agree or disagree with the following statement? Most of the time, {DAD NAME} is warm and loving toward you.

			Frequency	% of total	% of valid
Valid	1	strongly agree	4067	27.6%	38.96%
	2	agree	4493	30.49%	43.04%
	3	neither agree nor disagree	1212	8.22%	11.61%
	4	disagree	481	3.26%	4.61%
	5	strongly disagree	186	1.26%	1.78%
		Total	10,439	70.83%	100%
Missing	.	missing	2	0.01%	
	6	refused	6	0.04%	
	7	legitimate skip	4286	29.08%	
	8	don't know	5	0.03%	
		Total	4,299	29.17%	

Valid	Invalid	Minimum	Maximum
10439	4299	1	5

H2PF9 - S18Q9 DAD-GOOD COMMUNICATION-W2

Type	Code
Measurement Unit	numeric
H2PF9	9. Do you agree or disagree with the following statement? You are satisfied with the way {DAD NAME} and you communicate with each other.

			Frequency	% of total	% of valid
--	--	--	-----------	------------	------------

Valid	1	strongly agree	3024	20.52%	28.97%
	2	agree	4513	30.62%	43.24%
	3	neither agree nor disagree	1457	9.89%	13.96%
	4	disagree	1114	7.56%	10.67%
	5	strongly disagree	329	2.23%	3.15%
		Total	10,437	70.82%	100%
Missing	.	missing	3	0.02%	
	6	refused	6	0.04%	
	7	legitimate skip	4286	29.08%	
	8	don't know	6	0.04%	
		Total	4,301	29.18%	

Valid	Invalid	Minimum	Maximum
10437	4301	1	5

H2PF10 - S18Q10 DAD-GOOD RELATIONSHIP-W2	
Type	Code
Measurement Unit	numeric
H2PF10	10. Do you agree or disagree with the following statement? Overall, you are satisfied with your relationship with {DAD NAME}.

			Frequency	% of total	% of valid
Valid	1	strongly agree	3677	24.95%	35.23%
	2	agree	4598	31.2%	44.05%
	3	neither agree nor disagree	1126	7.64%	10.79%
	4	disagree	771	5.23%	7.39%
	5	strongly disagree	266	1.8%	2.55%
		Total	10,438	70.82%	100%
Missing	.	missing	3	0.02%	
	6	refused	7	0.05%	
	7	legitimate skip	4286	29.08%	
	8	don't know	4	0.03%	
		Total	4,300	29.18%	

Valid	Invalid	Minimum	Maximum
10438	4300	1	5

H2PF11 - S18Q11 TELL PARENTS WHERE ON WEEKENDS-W2	
Type	Code
Measurement Unit	numeric

H2PF11	11. Do you agree or disagree with the following statement? You usually tell your mother or father where you are going when you go out on weekends or evenings.
--------	--

			Frequency	% of total	% of valid
Valid	1	strongly agree	6207	42.12%	43.8%
	2	agree	6019	40.84%	42.47%
	3	neither agree nor disagree	1072	7.27%	7.56%
	4	disagree	701	4.76%	4.95%
	5	strongly disagree	172	1.17%	1.21%
Total			14,171	96.15%	100%
Missing	.	missing	2	0.01%	
	6	refused	11	0.07%	
	7	legitimate skip	541	3.67%	
	8	don't know	13	0.09%	
Total			567	3.85%	

Valid	Invalid	Minimum	Maximum
14171	567	1	5

H2PF12 - S18Q12 ACCOMPLISH THROUGH HARD WORK-W2

Type	Code
Measurement Unit	numeric
H2PF12	12. Do you agree or disagree with the following statement? When you get what you want, it's usually because you worked hard for it.

			Frequency	% of total	% of valid
Valid	1	strongly agree	5026	34.1%	34.17%
	2	agree	6551	44.45%	44.54%
	3	neither agree nor disagree	2301	15.61%	15.64%
	4	disagree	712	4.83%	4.84%
	5	strongly disagree	118	0.8%	0.8%
Total			14,708	99.8%	100%
Missing	6	refused	8	0.05%	
	8	don't know	22	0.15%	
Total			30	0.2%	

Valid	Invalid	Minimum	Maximum
14708	30	1	5

H2PF13 - S18Q13 AVOID CONFRONTING PROBLEMS-W2

Type	Code
Measurement Unit	numeric
H2PF13	13. Do you agree or disagree with the following statement? You usually go out of your way to avoid having to deal with problems in your life.

			Frequency	% of total	% of valid
Valid	1	strongly agree	2583	17.53%	17.6%
	2	agree	5077	34.45%	34.59%
	3	neither agree nor disagree	3731	25.32%	25.42%
	4	disagree	2723	18.48%	18.55%
	5	strongly disagree	565	3.83%	3.85%
		Total	14,679	99.6%	100%
Missing	6	refused	12	0.08%	
	8	don't know	47	0.32%	
		Total	59	0.4%	

Valid	Invalid	Minimum	Maximum
14679	59	1	5

H2PF14 - S18Q14 UPSET BY DIFFICULT PROBLEMS-W2

Type	Code
Measurement Unit	numeric
H2PF14	14. Do you agree or disagree with the following statement? Difficult problems make you very upset.

			Frequency	% of total	% of valid
Valid	1	strongly agree	2964	20.11%	20.16%
	2	agree	6025	40.88%	40.98%
	3	neither agree nor disagree	3219	21.84%	21.89%
	4	disagree	2103	14.27%	14.3%
	5	strongly disagree	391	2.65%	2.66%
		Total	14,702	99.76%	100%
Missing	6	refused	11	0.07%	
	8	don't know	25	0.17%	
		Total	36	0.24%	

Valid	Invalid	Minimum	Maximum
14702	36	1	5

H2PF15 - S18Q15 RELY ON GUT FEELINGS-W2

Type	Code
Measurement Unit	numeric
H2PF15	15. Do you agree or disagree with the following statement? When making decisions, you usually go with your "gut feeling" without thinking too much about the consequences of each alternative.

			Frequency	% of total	% of valid
Valid	1	strongly agree	1433	9.72%	9.77%
	2	agree	3948	26.79%	26.9%
	3	neither agree nor disagree	3387	22.98%	23.08%
	4	disagree	4686	31.8%	31.93%
	5	strongly disagree	1220	8.28%	8.31%
		Total	14,674	99.57%	100%
Missing	6	refused	11	0.07%	
	8	don't know	53	0.36%	
		Total	64	0.43%	

Valid	Invalid	Minimum	Maximum
14674	64	1	5

Type	Code
Measurement Unit	numeric
H2PF16	16. Do you agree or disagree with the following statement? After carrying out a solution to a problem, you usually try to think about what went right and what went wrong.

			Frequency	% of total	% of valid
Valid	1	strongly agree	3013	20.44%	20.52%
	2	agree	8563	58.1%	58.33%
	3	neither agree nor disagree	2387	16.2%	16.26%
	4	disagree	621	4.21%	4.23%
	5	strongly disagree	97	0.66%	0.66%
		Total	14,681	99.61%	100%
Missing	6	refused	13	0.09%	
	8	don't know	44	0.3%	
		Total	57	0.39%	

Valid	Invalid	Minimum	Maximum
14681	57	1	5

 H2PF17 - S18Q17 HAVE LOTS OF ENERGY-W2

Type	Code
Measurement Unit	numeric
H2PF17	17. Do you agree or disagree with the following statement? You have a lot of energy.

			Frequency	% of total	% of valid
Valid	1	strongly agree	4761	32.3%	32.34%
	2	agree	7343	49.82%	49.88%
	3	neither agree nor disagree	1803	12.23%	12.25%
	4	disagree	711	4.82%	4.83%
	5	strongly disagree	102	0.69%	0.69%
		Total	14,720	99.88%	100%
Missing	6	refused	9	0.06%	
	8	don't know	9	0.06%	
		Total	18	0.12%	

Valid	Invalid	Minimum	Maximum
14720	18	1	5

 H2PF18 - S18Q18 SELDOM GET SICK-W2

Type	Code
Measurement Unit	numeric
H2PF18	18. Do you agree or disagree with the following statement? You seldom get sick.

			Frequency	% of total	% of valid
Valid	1	strongly agree	3541	24.03%	24.06%
	2	agree	6741	45.74%	45.8%
	3	neither agree nor disagree	2102	14.26%	14.28%
	4	disagree	1930	13.1%	13.11%
	5	strongly disagree	404	2.74%	2.74%
		Total	14,718	99.86%	100%
Missing	6	refused	9	0.06%	
	8	don't know	11	0.07%	
		Total	20	0.14%	

Valid	Invalid	Minimum	Maximum
14718	20	1	5

 H2PF19 - S18Q19 WHEN SICK, RECOVER QUICKLY-W2

Type	Code
Measurement Unit	numeric
H2PF19	19. Do you agree or disagree with the following statement? When you do get sick, you get better quickly.

			Frequency	% of total	% of valid
Valid	1	strongly agree	4134	28.05%	28.08%
	2	agree	7526	51.07%	51.13%
	3	neither agree nor disagree	1690	11.47%	11.48%
	4	disagree	1214	8.24%	8.25%
	5	strongly disagree	156	1.06%	1.06%
		Total	14,720	99.88%	100%
Missing	6	refused	7	0.05%	
	8	don't know	11	0.07%	
		Total	18	0.12%	

Valid	Invalid	Minimum	Maximum
14720	18	1	5

 H2PF20 - S18Q20 WELL COORDINATED-W2

Type	Code
Measurement Unit	numeric
H2PF20	20. Do you agree or disagree with the following statement? You are well coordinated.

			Frequency	% of total	% of valid
Valid	1	strongly agree	5293	35.91%	36.04%
	2	agree	7380	50.07%	50.25%
	3	neither agree nor disagree	1463	9.93%	9.96%
	4	disagree	472	3.2%	3.21%
	5	strongly disagree	80	0.54%	0.54%
		Total	14,688	99.66%	100%
Missing	6	refused	9	0.06%	
	8	don't know	41	0.28%	
		Total	50	0.34%	

Valid	Invalid	Minimum	Maximum
14688	50	1	5

 H2PF21 - S18Q21 HAVE LOTS OF GOOD QUALITIES-W2

Type	Code
Measurement Unit	numeric
H2PF21	21. Do you agree or disagree with the following statement? You have a lot of good qualities.

			Frequency	% of total	% of valid
Valid	1	strongly agree	5984	40.6%	40.68%
	2	agree	7583	51.45%	51.55%
	3	neither agree nor disagree	1012	6.87%	6.88%
	4	disagree	105	0.71%	0.71%
	5	strongly disagree	27	0.18%	0.18%
		Total	14,711	99.82%	100%
Missing	6	refused	8	0.05%	
	8	don't know	19	0.13%	
		Total	27	0.18%	

Valid	Invalid	Minimum	Maximum
14711	27	1	5

 H2PF22 - S18Q22 PHYSICALLY FIT-W2

Type	Code
Measurement Unit	numeric
H2PF22	22. Do you agree or disagree with the following statement? You are physically fit.

			Frequency	% of total	% of valid
Valid	1	strongly agree	4022	27.29%	27.34%
	2	agree	6767	45.92%	46%
	3	neither agree nor disagree	2647	17.96%	17.99%
	4	disagree	1152	7.82%	7.83%
	5	strongly disagree	122	0.83%	0.83%
		Total	14,710	99.81%	100%
Missing	6	refused	9	0.06%	
	8	don't know	19	0.13%	
		Total	28	0.19%	

Valid	Invalid	Minimum	Maximum
14710	28	1	5

 H2PF23 - S18Q23 HAVE A LOT TO BE PROUD OF-W2

Type	Code
Measurement Unit	numeric
H2PF23	23. Do you agree or disagree with the following statement? You have a lot to be proud of.

			Frequency	% of total	% of valid
Valid	1	strongly agree	6596	44.76%	44.82%
	2	agree	6722	45.61%	45.67%
	3	neither agree nor disagree	1136	7.71%	7.72%
	4	disagree	233	1.58%	1.58%
	5	strongly disagree	31	0.21%	0.21%
		Total	14,718	99.86%	100%
Missing	6	refused	8	0.05%	
	8	don't know	12	0.08%	
		Total	20	0.14%	

Valid	Invalid	Minimum	Maximum
14718	20	1	5

 H2PF24 - S18Q24 LIKE SELF AS ARE-W2

Type	Code
Measurement Unit	numeric
H2PF24	24. Do you agree or disagree with the following statement? You like yourself just the way you are.

			Frequency	% of total	% of valid
Valid	1	strongly agree	5402	36.65%	36.7%
	2	agree	6250	42.41%	42.46%
	3	neither agree nor disagree	1982	13.45%	13.46%
	4	disagree	949	6.44%	6.45%
	5	strongly disagree	138	0.94%	0.94%
		Total	14,721	99.88%	100%
Missing	6	refused	7	0.05%	
	8	don't know	10	0.07%	
		Total	17	0.12%	

Valid	Invalid	Minimum	Maximum
14721	17	1	5

 H2PF25 - S18Q25 DO EVERYTHING JUST RIGHT-W2

Type	Code
Measurement Unit	numeric
H2PF25	25. Do you agree or disagree with the following statement? You feel like you are doing everything just about right.

			Frequency	% of total	% of valid
Valid	1	strongly agree	3305	22.43%	22.46%
	2	agree	7260	49.26%	49.33%
	3	neither agree nor disagree	2923	19.83%	19.86%
	4	disagree	1120	7.6%	7.61%
	5	strongly disagree	108	0.73%	0.73%
		Total	14,716	99.85%	100%
Missing	6	refused	7	0.05%	
	8	don't know	15	0.1%	
		Total	22	0.15%	

Valid	Invalid	Minimum	Maximum
14716	22	1	5

 H2PF26 - S18Q26 FEEL SOCIALLY ACCEPTED-W2

Type	Code
Measurement Unit	numeric
H2PF26	26. Do you agree or disagree with the following statement? You feel socially accepted.

			Frequency	% of total	% of valid
Valid	1	strongly agree	4754	32.26%	32.32%
	2	agree	7984	54.17%	54.28%
	3	neither agree nor disagree	1520	10.31%	10.33%
	4	disagree	373	2.53%	2.54%
	5	strongly disagree	79	0.54%	0.54%
		Total	14,710	99.81%	100%
Missing	6	refused	9	0.06%	
	8	don't know	19	0.13%	
		Total	28	0.19%	

Valid	Invalid	Minimum	Maximum
14710	28	1	5



Type	Code
Measurement Unit	numeric
H2PF27	27. Do you agree or disagree with the following statement? You feel loved and wanted.

			Frequency	% of total	% of valid
Valid	1	strongly agree	6346	43.06%	43.12%
	2	agree	6981	47.37%	47.44%
	3	neither agree nor disagree	1123	7.62%	7.63%
	4	disagree	224	1.52%	1.52%
	5	strongly disagree	42	0.28%	0.29%
		Total	14,716	99.85%	100%
Missing	6	refused	8	0.05%	
	8	don't know	14	0.09%	
		Total	22	0.15%	

Valid	Invalid	Minimum	Maximum
14716	22	1	5



Type	Code
Measurement Unit	numeric
H2PF28	28. Do you agree or disagree with the following statement? You like to take risks.

			Frequency	% of total	% of valid
Valid	1	strongly agree	2730	18.52%	18.58%
	2	agree	5576	37.83%	37.95%
	3	neither agree nor disagree	3630	24.63%	24.7%
	4	disagree	2340	15.88%	15.92%
	5	strongly disagree	418	2.84%	2.84%
		Total	14,694	99.7%	100%
Missing	6	refused	10	0.07%	
	8	don't know	34	0.23%	
		Total	44	0.3%	

Valid	Invalid	Minimum	Maximum
14694	44	1	5

 H2PF29 - S18Q29 INDEPENDENT-W2

Type	Code
Measurement Unit	numeric
H2PF29	29. Do you agree or disagree with the following statement? You are independent.

			Frequency	% of total	% of valid
Valid	1	strongly agree	4884	33.14%	33.22%
	2	agree	7207	48.9%	49.02%
	3	neither agree nor disagree	1942	13.18%	13.21%
	4	disagree	575	3.9%	3.91%
	5	strongly disagree	95	0.64%	0.65%
		Total	14,703	99.76%	100%
Missing	6	refused	7	0.05%	
	8	don't know	28	0.19%	
		Total	35	0.24%	

Valid	Invalid	Minimum	Maximum
14703	35	1	5

 H2PF30 - S18Q30 SHY-W2

Type	Code
Measurement Unit	numeric
H2PF30	30. Do you agree or disagree with the following statement? You are shy.

			Frequency	% of total	% of valid
Valid	1	strongly agree	1274	8.64%	8.66%
	2	agree	3878	26.31%	26.35%
	3	neither agree nor disagree	3084	20.93%	20.96%
	4	disagree	4156	28.2%	28.24%
	5	strongly disagree	2323	15.76%	15.79%
		Total	14,715	99.84%	100%
Missing	6	refused	10	0.07%	
	8	don't know	13	0.09%	
		Total	23	0.16%	

Valid	Invalid	Minimum	Maximum
14715	23	1	5

 H2PF31 - S18Q31 ASSERTIVE-W2

Type	Code
Measurement Unit	numeric
H2PF31	31. Do you agree or disagree with the following statement? You are assertive.

			Frequency	% of total	% of valid
Valid	1	strongly agree	2623	17.8%	18.19%
	2	agree	6362	43.17%	44.13%
	3	neither agree nor disagree	4193	28.45%	29.08%
	4	disagree	1120	7.6%	7.77%
	5	strongly disagree	120	0.81%	0.83%
		Total	14,418	97.83%	100%
Missing	6	refused	19	0.13%	
	8	don't know	301	2.04%	
		Total	320	2.17%	

Valid	Invalid	Minimum	Maximum
14418	320	1	5

 H2PF32 - S18Q32 SENSITIVE TO OTHERS FEELINGS-W2

Type	Code
Measurement Unit	numeric
H2PF32	32. Do you agree or disagree with the following statement? You are sensitive to other people's feelings.

			Frequency	% of total	% of valid
Valid	1	strongly agree	4198	28.48%	28.55%
	2	agree	7985	54.18%	54.31%
	3	neither agree nor disagree	1887	12.8%	12.83%
	4	disagree	534	3.62%	3.63%
	5	strongly disagree	98	0.66%	0.67%
		Total	14,702	99.76%	100%
Missing	6	refused	8	0.05%	
	8	don't know	28	0.19%	
		Total	36	0.24%	

Valid	Invalid	Minimum	Maximum
14702	36	1	5

 H2PF33 - S18Q33 EMOTIONAL-W2

Type	Code
Measurement Unit	numeric
H2PF33	33. Do you agree or disagree with the following statement? You are emotional.

			Frequency	% of total	% of valid
Valid	1	strongly agree	2873	19.49%	19.54%
	2	agree	6234	42.3%	42.39%
	3	neither agree nor disagree	3555	24.12%	24.17%
	4	disagree	1760	11.94%	11.97%
	5	strongly disagree	284	1.93%	1.93%
		Total	14,706	99.78%	100%
Missing	6	refused	8	0.05%	
	8	don't know	24	0.16%	
		Total	32	0.22%	

Valid	Invalid	Minimum	Maximum
14706	32	1	5

 H2PF34 - S18Q34 CAN DETERMINE FUTURE-W2

Type	Code
Measurement Unit	numeric
H2PF34	34. Do you agree or disagree with the following statement? You can pretty much determine what will happen in your life.

			Frequency	% of total	% of valid
Valid	1	strongly agree	2074	14.07%	14.12%
	2	agree	5540	37.59%	37.72%
	3	neither agree nor disagree	4636	31.46%	31.57%
	4	disagree	2091	14.19%	14.24%
	5	strongly disagree	346	2.35%	2.36%
		Total	14,687	99.65%	100%
Missing	6	refused	9	0.06%	
	8	don't know	42	0.28%	
		Total	51	0.35%	

Valid	Invalid	Minimum	Maximum
14687	51	1	5

 H2PF35 - S18Q35 LIVE W/O THOUGHT FOR FUTURE-W2

Type	Code
Measurement Unit	numeric
H2PF35	35. Do you agree or disagree with the following statement? You live your life without much thought for the future.

			Frequency	% of total	% of valid
Valid	1	strongly agree	719	4.88%	4.89%
	2	agree	2063	14%	14.04%
	3	neither agree nor disagree	2668	18.1%	18.16%
	4	disagree	6728	45.65%	45.79%
	5	strongly disagree	2515	17.06%	17.12%
		Total	14,693	99.69%	100%
Missing	6	refused	8	0.05%	
	8	don't know	37	0.25%	
		Total	45	0.31%	

Valid	Invalid	Minimum	Maximum
14693	45	1	5

 H2PF36 - S18Q36 KNOW HOW TO USE A CONDOM-W2

Type	Code
Measurement Unit	numeric
H2PF36	36. Do you agree or disagree with the following statement? You are quite knowledgeable about how to use a condom correctly.

			Frequency	% of total	% of valid
Valid	1	strongly agree	5620	38.13%	38.56%
	2	agree	6452	43.78%	44.27%
	3	neither agree nor disagree	1523	10.33%	10.45%
	4	disagree	678	4.6%	4.65%
	5	strongly disagree	302	2.05%	2.07%
		Total	14,575	98.89%	100%
Missing	6	refused	46	0.31%	
	8	don't know	117	0.79%	
		Total	163	1.11%	

Valid	Invalid	Minimum	Maximum
14575	163	1	5

 H2PF37 - S18Q37 KNOW RHYTHM METHOD-W2

Type	Code
Measurement Unit	numeric
H2PF37	37. Do you agree or disagree with the following statement? You are quite knowledgeable about the rhythm method of birth control and when it is a "safe" time during the month for a woman to have sex and not get pregnant.

			Frequency	% of total	% of valid
Valid	1	strongly agree	3444	23.37%	23.85%
	2	agree	5617	38.11%	38.89%
	3	neither agree nor disagree	2678	18.17%	18.54%
	4	disagree	2048	13.9%	14.18%
	5	strongly disagree	656	4.45%	4.54%
		Total	14,443	98%	100%
Missing	6	refused	66	0.45%	
	8	don't know	229	1.55%	
		Total	295	2%	

Valid	Invalid	Minimum	Maximum
14443	295	1	5

 H2PF38 - S18Q38 KNOW WITHDRAWAL METHOD-W2

Type	Code
Measurement Unit	numeric
H2PF38	38. Do you agree or disagree with the following statement? You are quite knowledgeable about the withdrawal method of birth control.

			Frequency	% of total	% of valid
Valid	1	strongly agree	3633	24.65%	25.23%
	2	agree	5778	39.2%	40.13%
	3	neither agree nor disagree	2546	17.28%	17.68%
	4	disagree	1862	12.63%	12.93%
	5	strongly disagree	580	3.94%	4.03%
		Total	14,399	97.7%	100%
Missing	6	refused	72	0.49%	
	8	don't know	267	1.81%	
		Total	339	2.3%	

Valid	Invalid	Minimum	Maximum
14399	339	1	5

 H2PF39 - S18Q39 FRIENDS KNOW WITHDRAWAL METHOD-W2

Type	Code
Measurement Unit	numeric
H2PF39	39. Do you agree or disagree with the following statement? Your closest friends are quite knowledgeable about the withdrawal method of birth control.

			Frequency	% of total	% of valid
Valid	1	strongly agree	2663	18.07%	18.78%
	2	agree	5274	35.79%	37.19%
	3	neither agree nor disagree	4337	29.43%	30.58%
	4	disagree	1467	9.95%	10.34%
	5	strongly disagree	442	3%	3.12%
		Total	14,183	96.23%	100%
Missing	6	refused	72	0.49%	
	8	don't know	483	3.28%	
		Total	555	3.77%	

Valid	Invalid	Minimum	Maximum
14183	555	1	5

 H2PF40 - S18Q40 FRIENDS KNOW HOW TO USE CONDOM-W2

Type	Code
Measurement Unit	numeric
H2PF40	40. Do you agree or disagree with the following statement? Your closest friends are quite knowledgeable about how to use a condom correctly.

			Frequency	% of total	% of valid
Valid	1	strongly agree	3953	26.82%	27.64%
	2	agree	6585	44.68%	46.04%
	3	neither agree nor disagree	2894	19.64%	20.23%
	4	disagree	660	4.48%	4.61%
	5	strongly disagree	211	1.43%	1.48%
		Total	14,303	97.05%	100%
Missing	6	refused	64	0.43%	
	8	don't know	371	2.52%	
		Total	435	2.95%	

Valid	Invalid	Minimum	Maximum
14303	435	1	5

 H2PF41 - S18Q41 FRIENDS KNOW RHYTHM METHOD-W2

Type	Code
Measurement Unit	numeric
H2PF41	41. Do you agree or disagree with the following statement? Your closest friends are quite knowledgeable about the rhythm method of birth control and when it is a "safe" time during the month for a woman to have sex and not get pregnant.

			Frequency	% of total	% of valid
Valid	1	strongly agree	2448	16.61%	17.27%
	2	agree	5114	34.7%	36.08%
	3	neither agree nor disagree	4742	32.18%	33.45%
	4	disagree	1458	9.89%	10.29%
	5	strongly disagree	413	2.8%	2.91%
		Total	14,175	96.18%	100%
Missing	6	refused	73	0.5%	
	8	don't know	490	3.32%	
		Total	563	3.82%	

Valid	Invalid	Minimum	Maximum
14175	563	1	5

 H2KQ1A - S19Q1 SPERM DIES W/I 6 HOURS-W2

Type	Code
Measurement Unit	numeric
H2KQ1A	1A. Please tell me if you think the following statement is true or false: When a woman has sexual intercourse, almost all sperm die inside her body after about six hours.

			Frequency	% of total	% of valid
Valid	1	true	4770	32.37%	41.21%
	2	false <the correct answer>	6804	46.17%	58.79%
		Total	11,574	78.53%	100%
Missing	6	refused	86	0.58%	
	7	legitimate skip	2610	17.71%	
	8	don't know	468	3.18%	
		Total	3,164	21.47%	

Valid	Invalid	Minimum	Maximum
11574	3164	1	2

 H2KQ1B - S19Q2 CONFIDENT 1 IS CORRECT-W2

Type	Code
Measurement Unit	numeric
H2KQ1B	1B. How confident are you that your answer is correct?

			Frequency	% of total	% of valid
Valid	1	very	2922	19.83%	24.91%
	2	moderately	4771	32.37%	40.67%
	3	slightly	3107	21.08%	26.48%
	4	not at all	932	6.32%	7.94%
Total			11,732	79.6%	100%
Missing	6	refused	74	0.5%	
	7	legitimate skip	2610	17.71%	
	8	don't know	322	2.18%	
Total			3,006	20.4%	

Valid	Invalid	Minimum	Maximum
11732	3006	1	4

 H2KQ2A - S19Q3 CONDOM-MAN SHOULD W/D IMMEDIATELY-W2

Type	Code
Measurement Unit	numeric
H2KQ2A	2A. Please tell me if you think the following statement is true or false: When using a condom, the man should pull out of the woman right after he has ejaculated or come.

			Frequency	% of total	% of valid
Valid	1	true <the correct answer>	8535	57.91%	73.4%
	2	false	3093	20.99%	26.6%
Total			11,628	78.9%	100%
Missing	6	refused	73	0.5%	
	7	legitimate skip	2610	17.71%	
	8	don't know	427	2.9%	
Total			3,110	21.1%	

Valid	Invalid	Minimum	Maximum
11628	3110	1	2

 H2KQ2B - S19Q4 CONFIDENT 3 IS CORRECT-W2

Type	Code
Measurement Unit	numeric
H2KQ2B	2B. How confident are you that your answer is correct?

			Frequency	% of total	% of valid
Valid	1	very	4552	30.89%	38.7%
	2	moderately	4157	28.21%	35.35%
	3	slightly	2231	15.14%	18.97%
	4	not at all	821	5.57%	6.98%
		Total	11,761	79.8%	100%
Missing	6	refused	67	0.45%	
	7	legitimate skip	2610	17.71%	
	8	don't know	300	2.04%	
		Total	2,977	20.2%	

Valid	Invalid	Minimum	Maximum
11761	2977	1	4

Type	Code
Measurement Unit	numeric
H2KQ3A	3A. Please tell me if you think the following statement is true or false: Most women's periods are regular, that is, they ovulate (are fertile) fourteen days after their periods begin.

			Frequency	% of total	% of valid
Valid	1	true	8726	59.21%	75.62%
	2	false <the correct answer>	2814	19.09%	24.38%
		Total	11,540	78.3%	100%
Missing	6	refused	88	0.6%	
	7	legitimate skip	2610	17.71%	
	8	don't know	500	3.39%	
		Total	3,198	21.7%	

Valid	Invalid	Minimum	Maximum
11540	3198	1	2

Type	Code
Measurement Unit	numeric

H2KQ3B	3B. How confident are you that your answer is correct?
--------	--

			Frequency	% of total	% of valid
Valid	1	very	2558	17.36%	21.87%
	2	moderately	4672	31.7%	39.95%
	3	slightly	3350	22.73%	28.65%
	4	not at all	1114	7.56%	9.53%
Total			11,694	79.35%	100%
Missing	6	refused	77	0.52%	
	7	legitimate skip	2610	17.71%	
	8	don't know	357	2.42%	
Total			3,044	20.65%	

Valid	Invalid	Minimum	Maximum
11694	3044	1	4

H2KQ4A - S19Q7 LAMBSKIN IS BETTER THAN LATEX-W2

Type	Code
Measurement Unit	numeric
H2KQ4A	4A. Please tell me if you think the following statement is true or false: Natural skin (lamb skin) condoms provide better protection against the AIDS virus than latex condoms.

			Frequency	% of total	% of valid
Valid	1	true	2140	14.52%	18.71%
	2	false <the correct answer>	9298	63.09%	81.29%
Total			11,438	77.61%	100%
Missing	6	refused	86	0.58%	
	7	legitimate skip	2610	17.71%	
	8	don't know	604	4.1%	
Total			3,300	22.39%	

Valid	Invalid	Minimum	Maximum
11438	3300	1	2

H2KQ4B - S19Q8 CONFIDENT 7 IS CORRECT-W2

Type	Code
Measurement Unit	numeric
H2KQ4B	4B. How confident are you that your answer is correct?

			Frequency	% of total	% of valid
--	--	--	-----------	------------	------------

Valid	1	very	5120	34.74%	44.04%
	2	moderately	3066	20.8%	26.37%
	3	slightly	2246	15.24%	19.32%
	4	not at all	1194	8.1%	10.27%
		Total	11,626	78.88%	100%
Missing	6	refused	75	0.51%	
	7	legitimate skip	2610	17.71%	
	8	don't know	427	2.9%	
		Total	3,112	21.12%	

Valid	Invalid	Minimum	Maximum
11626	3112	1	4

H2KQ5A - S19Q9 CONDOM SHOULD FIT TIGHTLY-W2

Type	Code
Measurement Unit	numeric
H2KQ5A	5A. Please tell me if you think the following statement is true or false: When putting on a condom, it is important to have it fit tightly, leaving no space at the tip.

			Frequency	% of total	% of valid
Valid	1	true	4576	31.05%	39.01%
	2	false <the correct answer>	7154	48.54%	60.99%
		Total	11,730	79.59%	100%
Missing	6	refused	73	0.5%	
	7	legitimate skip	2610	17.71%	
	8	don't know	325	2.21%	
		Total	3,008	20.41%	

Valid	Invalid	Minimum	Maximum
11730	3008	1	2

H2KQ5B - S19Q10 CONFIDENT 9 IS CORRECT-W2

Type	Code
Measurement Unit	numeric
H2KQ5B	5B. How confident are you that your answer is correct?

	Frequency	% of total	% of valid
--	-----------	------------	------------

Valid	1	very	7006	47.54%	59.28%
	2	moderately	2962	20.1%	25.06%
	3	slightly	1357	9.21%	11.48%
	4	not at all	494	3.35%	4.18%
		Total	11,819	80.19%	100%
Missing	6	refused	69	0.47%	
	7	legitimate skip	2610	17.71%	
	8	don't know	240	1.63%	
		Total	2,919	19.81%	

Valid	Invalid	Minimum	Maximum
11819	2919	1	4

H2KQ6A - S19Q11 VASELINE CANBE USED W/ CONDOMS-W2

Type	Code
Measurement Unit	numeric
H2KQ6A	6A. Please tell me if you think the following statement is true or false: Vaseline can be used with condoms, and they will work just as well.

			Frequency	% of total	% of valid
Valid	1	true	3521	23.89%	30.58%
	2	false <the correct answer>	7992	54.23%	69.42%
		Total	11,513	78.12%	100%
Missing	6	refused	88	0.6%	
	7	legitimate skip	2610	17.71%	
	8	don't know	527	3.58%	
		Total	3,225	21.88%	

Valid	Invalid	Minimum	Maximum
11513	3225	1	2

H2KQ6B - S19Q12 CONFIDENT 11 IS CORRECT-W2

Type	Code
Measurement Unit	numeric
H2KQ6B	6B. How confident are you that your answerRespondent is correct?

			Frequency	% of total	% of valid
Valid	1	very	5133	34.83%	43.89%
	2	moderately	3149	21.37%	26.93%
	3	slightly	2409	16.35%	20.6%
	4	not at all	1004	6.81%	8.58%

		Total	11,695	79.35%	100%
Missing	6	refused	78	0.53%	
	7	legitimate skip	2610	17.71%	
	8	don't know	355	2.41%	
		Total	3,043	20.65%	

Valid	Invalid	Minimum	Maximum
11695	3043	1	4

Type	Code
Measurement Unit	numeric
H2KQ7A	7A. Please tell me if you think the following statement is true or false: The most likely time for a woman to get pregnant is right before her period starts.

			Frequency	% of total	% of valid
Valid	1	true	6490	44.04%	56.4%
	2	false	5018	34.05%	43.6%
		Total	11,508	78.08%	100%
Missing	6	refused	87	0.59%	
	7	legitimate skip	2610	17.71%	
	8	don't know	533	3.62%	
		Total	3,230	21.92%	

Valid	Invalid	Minimum	Maximum
11508	3230	1	2

Type	Code
Measurement Unit	numeric
H2KQ7B	7B. How confident are you that your answer is correct?

			Frequency	% of total	% of valid
Valid	1	very	2895	19.64%	24.79%
	2	moderately	4455	30.23%	38.15%
	3	slightly	3266	22.16%	27.97%
	4	not at all	1062	7.21%	9.09%
		Total	11,678	79.24%	100%

Missing	6	refused	78	0.53%	
	7	legitimate skip	2610	17.71%	
	8	don't know	372	2.52%	
		Total	3,060	20.76%	

Valid	Invalid	Minimum	Maximum
11678	3060	1	4

Type	Code
Measurement Unit	numeric
H2KQ8A	8A. Please tell me if you think the following statement is true or false: Even if the man pulls out before he ejaculates (even if ejaculation occurs outside the woman's body), it is still possible for the woman to become pregnant.

			Frequency	% of total	% of valid
Valid	1	true <the correct answer>	9224	62.59%	78.56%
	2	false	2518	17.09%	21.44%
		Total	11,742	79.67%	100%
Missing	6	refused	69	0.47%	
	7	legitimate skip	2610	17.71%	
	8	don't know	317	2.15%	
		Total	2,996	20.33%	

Valid	Invalid	Minimum	Maximum
11742	2996	1	2

Type	Code
Measurement Unit	numeric
H2KQ8B	8B. How confident are you that your answer is correct?

			Frequency	% of total	% of valid
Valid	1	very	6447	43.74%	54.49%
	2	moderately	3446	23.38%	29.12%
	3	slightly	1566	10.63%	13.24%
	4	not at all	373	2.53%	3.15%
		Total	11,832	80.28%	100%
Missing	6	refused	63	0.43%	
	7	legitimate skip	2610	17.71%	
	8	don't know	233	1.58%	

		Total	2,906	19.72%	
--	--	-------	-------	--------	--

Valid	Invalid	Minimum	Maximum
11832	2906	1	4

Type	Code
Measurement Unit	numeric
H2KQ9A	9A. Please tell me if you think the following statement is true or false: As long as the condom fits over the tip of the penis, it doesn't matter how far down it is unrolled.

			Frequency	% of total	% of valid
Valid	1	true	1270	8.62%	10.89%
	2	false <the correct answer>	10391	70.5%	89.11%
		Total	11,661	79.12%	100%
Missing	6	refused	75	0.51%	
	7	legitimate skip	2610	17.71%	
	8	don't know	392	2.66%	
		Total	3,077	20.88%	

Valid	Invalid	Minimum	Maximum
11661	3077	1	2

Type	Code
Measurement Unit	numeric
H2KQ9B	9B. How confident are you that your answer is correct?

			Frequency	% of total	% of valid
Valid	1	very	6125	41.56%	52.03%
	2	moderately	3549	24.08%	30.15%
	3	slightly	1603	10.88%	13.62%
	4	not at all	495	3.36%	4.2%
		Total	11,772	79.88%	100%
Missing	6	refused	70	0.47%	
	7	legitimate skip	2610	17.71%	
	8	don't know	286	1.94%	
		Total	2,966	20.12%	

Valid	Invalid	Minimum	Maximum
-------	---------	---------	---------

11772	2966	1	4
-------	------	---	---

Type	Code
Measurement Unit	numeric
H2KQ10A	10A. Please tell me if you think the following statement is true or false: In general, a woman is most likely to get pregnant if she has sex during her period, as compared with other times of the month.

			Frequency	% of total	% of valid
Valid	1	true	4840	32.84%	42.06%
	2	false <the correct answer>	6667	45.24%	57.94%
	Total		11,507	78.08%	100%
Missing	6	refused	86	0.58%	
	7	legitimate skip	2610	17.71%	
	8	don't know	535	3.63%	
	Total		3,231	21.92%	

Valid	Invalid	Minimum	Maximum
11507	3231	1	2

Type	Code
Measurement Unit	numeric
H2KQ10B	10B. How confident are you that your answer is correct?

			Frequency	% of total	% of valid
Valid	1	very	3530	23.95%	30.26%
	2	moderately	4284	29.07%	36.73%
	3	slightly	2880	19.54%	24.69%
	4	not at all	970	6.58%	8.32%
	Total		11,664	79.14%	100%
Missing	6	refused	82	0.56%	
	7	legitimate skip	2610	17.71%	
	8	don't know	382	2.59%	
	Total		3,074	20.86%	

Valid	Invalid	Minimum	Maximum
11664	3074	1	4

 FR_FLAG2 - NUMBER OF FRIENDS ASKED TO NOMINATE-W2

Type	Code
Measurement Unit	numeric
FR_FLAG2	Flag used to determine number of friend nominations

			Frequency	% of total	% of valid
Valid	0	asked to nominate up to 5 male and 5 female friends	2729	18.52%	18.52%
	1	asked to nominate 1 male and 1 female friend	12009	81.48%	81.48%
Total			14,738	100%	100%

Valid	Invalid	Minimum	Maximum
14738	0	0	1

 H2MF1 - S20Q1 R HAS NO MALE FRIENDS-W2

Type	Code
Measurement Unit	numeric
H2MF1	1. Please think of your best male friend. What is his name?

			Frequency	% of total	% of valid
Valid	1	Enter name(s) of male friend(s).	13660	92.69%	92.96%
	2	R has no male friend(s)	1035	7.02%	7.04%
Total			14,695	99.71%	100%
Missing	6	refused	25	0.17%	
	8	don't know	18	0.12%	
Total			43	0.29%	

Valid	Invalid	Minimum	Maximum
14695	43	1	2

 H2MF3A - S20Q3 IS THERE ANOTHER FRIEND-W2

Type	Code
Measurement Unit	numeric
H2MF3A	3A. And is there another [2nd] male friend?

			Frequency	% of total	% of valid
Valid	0	no	461	3.13%	18.09%
	1	yes	2087	14.16%	81.91%

		Total	2,548	17.29%	100%
Missing	7	legitimate skip	12190	82.71%	
		Total	12,190	82.71%	

Valid	Invalid	Minimum	Maximum
2548	12190	0	1

Type	Code
Measurement Unit	numeric
H2MF3B	3B. And is there another [3rd] male friend?

			Frequency	% of total	% of valid
Valid	0	no	479	3.25%	22.95%
	1	yes	1608	10.91%	77.05%
		Total	2,087	14.16%	100%
Missing	7	legitimate skip	12651	85.84%	
		Total	12,651	85.84%	

Valid	Invalid	Minimum	Maximum
2087	12651	0	1

Type	Code
Measurement Unit	numeric
H2MF3C	3C. And is there another [4th] male friend?

			Frequency	% of total	% of valid
Valid	0	no	507	3.44%	31.53%
	1	yes	1101	7.47%	68.47%
		Total	1,608	10.91%	100%
Missing	7	legitimate skip	13130	89.09%	
		Total	13,130	89.09%	

Valid	Invalid	Minimum	Maximum
1608	13130	0	1

Type	Code
------	------

Measurement Unit	numeric
H2MF3D	3D. And is there another [5th] male friend?

			Frequency	% of total	% of valid
Valid	0	no	374	2.54%	33.97%
	1	yes	727	4.93%	66.03%
		Total	1,101	7.47%	100%
Missing	7	legitimate skip	13637	92.53%	
	Total		13,637	92.53%	

Valid	Invalid	Minimum	Maximum
1101	13637	0	1

Type	Code
Measurement Unit	numeric
H2MF4A	4A. 1st Male Friend: [If SCHOOL YEAR:] Does {NAME} go to school? [If SUMMER:] Did {NAME} go to school during this past school year?

			Frequency	% of total	% of valid
Valid	0	no	2616	17.75%	19.16%
	1	yes	11038	74.89%	80.84%
		Total	13,654	92.64%	100%
Missing	6	refused	2	0.01%	
	7	legitimate skip	1078	7.31%	
	8	don't know	4	0.03%	
		Total	1,084	7.36%	

Valid	Invalid	Minimum	Maximum
13654	1084	0	1

Type	Code
Measurement Unit	numeric
H2MF5A	5A. 1st Male Friend: [If SCHOOL YEAR:] What grade is {NAME} in? [If SUMMER:] What grade was {NAME} in during this past school year?

			Frequency	% of total	% of valid
--	--	--	-----------	------------	------------

Valid	2	first or second grade	6	0.04%	0.05%
	3	third grade	6	0.04%	0.05%
	4	fourth grade	7	0.05%	0.06%
	5	fifth grade	15	0.1%	0.14%
	6	sixth grade	46	0.31%	0.42%
	7	seventh grade	277	1.88%	2.51%
	8	eighth grade	1547	10.5%	14.03%
	9	ninth grade	1629	11.05%	14.78%
	10	tenth grade	2103	14.27%	19.08%
	11	eleventh grade	2376	16.12%	21.55%
	12	twelfth grade	2201	14.93%	19.97%
	13	beyond high school	810	5.5%	7.35%
			Total	11,023	74.79%
Missing	97	legitimate skip	3700	25.11%	
	98	don't know	15	0.1%	
		Total	3,715	25.21%	

Valid	Invalid	Minimum	Maximum
11023	3715	2	13

H2MF6A - S20Q6A MALE FRIEND1-SAMPLE SCHOOL-W2

Type	Code
Measurement Unit	numeric
H2MF6A	6A. 1st Male Friend: [If SCHOOL YEAR:] Does {NAME} go to {SAMPLE SCHOOL}? [If SUMMER:] Did {NAME} go to {SAMPLE SCHOOL} this past school year?

			Frequency	% of total	% of valid
Valid	0	no	3790	25.72%	34.59%
	1	yes	7167	48.63%	65.41%
		Total	10,957	74.35%	100%
Missing	7	legitimate skip	3780	25.65%	
	8	don't know	1	0.01%	
		Total	3,781	25.65%	

Valid	Invalid	Minimum	Maximum
10957	3781	0	1

H2MF7A - S20Q7A MALE FRIEND1-SISTER SCHOOL-W2

Type	Code
------	------

Measurement Unit	numeric
H2MF7A	7A. 1st Male Friend: [If SCHOOL YEAR:] Does {NAME} go to {SISTER SCHOOL}? [If SUMMER:] Did {NAME} go to {SISTER SCHOOL} this past school year?

			Frequency	% of total	% of valid
Valid	0	no	2552	17.32%	87.37%
	1	yes	369	2.5%	12.63%
	Total		2,921	19.82%	100%
Missing	7	legitimate skip	11815	80.17%	
	8	don't know	2	0.01%	
	Total		11,817	80.18%	

Valid	Invalid	Minimum	Maximum
2921	11817	0	1

H2MF8A - S20Q8A MALE FRIEND1-SAMPLE SCHL 94-95-W2

Type	Code
Measurement Unit	numeric
H2MF8A	8A. 1st or Only Male Friend: [If SCHOOL YEAR:] Did {NAME} go to {SAMPLE SCHOOL} during the 1994-1995 school year? [If SUMMER:] Did {NAME} go to {SAMPLE SCHOOL} this past school year?

			Frequency	% of total	% of valid
Valid	0	no	6062	41.13%	44.69%
	1	yes	7504	50.92%	55.31%
	Total		13,566	92.05%	100%
Missing	6	refused	2	0.01%	
	7	legitimate skip	1158	7.86%	
	8	don't know	12	0.08%	
	Total		1,172	7.95%	

Valid	Invalid	Minimum	Maximum
13566	1172	0	1

H2MF9A - S20Q9A MALE FRIEND1-SISTER SCHL 94-95-W2

Type	Code
Measurement Unit	numeric
H2MF9A	9A. 1st or Only Male Friend: [If SCHOOL YEAR:] Did {NAME} go to {SISTER SCHOOL} during the 1994-1995 school year? [If SUMMER:] Did {NAME} go to {SISTER SCHOOL} this past school year?

			Frequency	% of total	% of valid
Valid	0	no	5346	36.27%	88.13%
	1	yes	720	4.89%	11.87%
Total			6,066	41.16%	100%
Missing	6	refused	2	0.01%	
	7	legitimate skip	8662	58.77%	
	8	don't know	8	0.05%	
Total			8,672	58.84%	

Valid	Invalid	Minimum	Maximum
6066	8672	0	1

Type	Code
Measurement Unit	numeric
H2MF11A	11A. 1st Male Friend: Did you go to {NAME}'s house during the past seven days?

			Frequency	% of total	% of valid
Valid	0	no	6543	44.4%	47.93%
	1	yes	7108	48.23%	52.07%
Total			13,651	92.62%	100%
Missing	6	refused	6	0.04%	
	7	legitimate skip	1078	7.31%	
	8	don't know	3	0.02%	
Total			1,087	7.38%	

Valid	Invalid	Minimum	Maximum
13651	1087	0	1

Type	Code
Measurement Unit	numeric
H2MF12A	12A. 1st Male Friend: Did you meet {NAME} after school to hang out or go somewhere during the past seven days?

			Frequency	% of total	% of valid
Valid	0	no	5614	38.09%	41.16%
	1	yes	8026	54.46%	58.84%
Total			13,640	92.55%	100%

Missing	6	refused	13	0.09%	
	7	legitimate skip	1078	7.31%	
	8	don't know	7	0.05%	
		Total	1,098	7.45%	

Valid	Invalid	Minimum	Maximum
13640	1098	0	1

Type	Code
Measurement Unit	numeric
H2MF13A	13A. 1st Male Friend: Did you spend time with {NAME} during the past weekend?

			Frequency	% of total	% of valid
Valid	0	no	5429	36.84%	39.78%
	1	yes	8220	55.77%	60.22%
		Total	13,649	92.61%	100%
Missing	6	refused	6	0.04%	
	7	legitimate skip	1078	7.31%	
	8	don't know	5	0.03%	
		Total	1,089	7.39%	

Valid	Invalid	Minimum	Maximum
13649	1089	0	1

Type	Code
Measurement Unit	numeric
H2MF14A	14A. 1st Male Friend: Did you talk to {NAME} about a problem during the past seven days?

			Frequency	% of total	% of valid
Valid	0	no	5965	40.47%	43.69%
	1	yes	7687	52.16%	56.31%
		Total	13,652	92.63%	100%
Missing	6	refused	5	0.03%	
	7	legitimate skip	1078	7.31%	
	8	don't know	3	0.02%	
		Total	1,086	7.37%	

Valid	Invalid	Minimum	Maximum
13652	1086	0	1

Type	Code
Measurement Unit	numeric
H2MF15A	15A. 1st Male Friend: Did you talk to {NAME} on the telephone during the past seven days?

			Frequency	% of total	% of valid
Valid	0	no	3448	23.4%	25.26%
	1	yes	10203	69.23%	74.74%
	Total		13,651	92.62%	100%
Missing	6	refused	6	0.04%	
	7	legitimate skip	1078	7.31%	
	8	don't know	3	0.02%	
	Total		1,087	7.38%	

Valid	Invalid	Minimum	Maximum
13651	1087	0	1

Type	Code
Measurement Unit	numeric
H2MF4B	4B. 2nd Male Friend: [If SCHOOL YEAR:] Does {NAME} go to school? [If SUMMER:] Did {NAME} go to school during this past school year?

			Frequency	% of total	% of valid
Valid	0	no	383	2.6%	18.35%
	1	yes	1704	11.56%	81.65%
	Total		2,087	14.16%	100%
Missing	7	legitimate skip	12651	85.84%	
	Total		12,651	85.84%	

Valid	Invalid	Minimum	Maximum
2087	12651	0	1

Type	Code
Measurement Unit	numeric

H2MF5B	5B. 2nd Male Friend: [If SCHOOL YEAR:] What grade is {NAME} in? [If SUMMER:] What grade was {NAME} in during this past school year?
--------	---

			Frequency	% of total	% of valid
Valid	3	third grade	1	0.01%	0.06%
	5	fifth grade	2	0.01%	0.12%
	6	sixth grade	7	0.05%	0.41%
	7	seventh grade	19	0.13%	1.12%
	8	eighth grade	206	1.4%	12.1%
	9	ninth grade	227	1.54%	13.34%
	10	tenth grade	280	1.9%	16.45%
	11	eleventh grade	440	2.99%	25.85%
	12	twelfth grade	407	2.76%	23.91%
	13	beyond high school	113	0.77%	6.64%
		Total	1,702	11.55%	100%
Missing	97	legitimate skip	13034	88.44%	
	98	don't know	2	0.01%	
		Total	13,036	88.45%	

Valid	Invalid	Minimum	Maximum
1702	13036	3	13

H2MF6B - S20Q6B MALE FRIEND2-SAMPLE SCHOOL-W2

Type	Code
Measurement Unit	numeric
H2MF6B	6B. 2nd Male Friend: [If SCHOOL YEAR:] Does {NAME} go to {SAMPLE SCHOOL}? [If SUMMER:] Did {NAME} go to {SAMPLE SCHOOL} this past school year?

			Frequency	% of total	% of valid
Valid	0	no	500	3.39%	29.52%
	1	yes	1194	8.1%	70.48%
		Total	1,694	11.49%	100%
Missing	7	legitimate skip	13044	88.51%	
		Total	13,044	88.51%	

Valid	Invalid	Minimum	Maximum
1694	13044	0	1

H2MF7B - S20Q7B MALE FRIEND2-SISTER SCHOOL-W2

Type	Code
------	------

Measurement Unit	numeric
H2MF7B	7B. 2nd Male Friend: [If SCHOOL YEAR:] Does {NAME} go to {SISTER SCHOOL}? [If SUMMER:] Did {NAME} go to {SISTER SCHOOL} this past school year?

			Frequency	% of total	% of valid
Valid	0	no	319	2.16%	93.27%
	1	yes	23	0.16%	6.73%
	Total		342	2.32%	100%
Missing	7	legitimate skip	14396	97.68%	
	Total		14,396	97.68%	

Valid	Invalid	Minimum	Maximum
342	14396	0	1

H2MF8B - S20Q8B MALE FRIEND2-SAMPLE SCHL 94-95-W2

Type	Code
Measurement Unit	numeric
H2MF8B	8B. 2nd Male Friend: [If SCHOOL YEAR:] Did {NAME} go to {SAMPLE SCHOOL} during the 1994-1995 school year? [If SUMMER:] Did {NAME} go to {SAMPLE SCHOOL} this past school year?

			Frequency	% of total	% of valid
Valid	0	no	841	5.71%	40.49%
	1	yes	1236	8.39%	59.51%
	Total		2,077	14.09%	100%
Missing	7	legitimate skip	12661	85.91%	
	Total		12,661	85.91%	

Valid	Invalid	Minimum	Maximum
2077	12661	0	1

H2MF9B - S20Q9B MALE FRIEND2-SISTER SCHL 94-95-W2

Type	Code
Measurement Unit	numeric
H2MF9B	9B. 2nd Male Friend: [If SCHOOL YEAR:] Did {NAME} go to {SISTER SCHOOL} during the 1994-1995 school year? [If SUMMER:] Did {NAME} go to {SISTER SCHOOL} this past school year?

			Frequency	% of total	% of valid
Valid	0	no	770	5.22%	91.67%
	1	yes	70	0.47%	8.33%

		Total	840	5.7%	100%
Missing	7	legitimate skip	13897	94.29%	
	8	don't know	1	0.01%	
		Total	13,898	94.3%	

Valid	Invalid	Minimum	Maximum
840	13898	0	1

Type	Code
Measurement Unit	numeric
H2MF11B	11B. 2nd Male Friend: Did you go to {NAME}'s house during the past seven days?

			Frequency	% of total	% of valid
Valid	0	no	1328	9.01%	63.63%
	1	yes	759	5.15%	36.37%
		Total	2,087	14.16%	100%
Missing	7	legitimate skip	12651	85.84%	
		Total	12,651	85.84%	

Valid	Invalid	Minimum	Maximum
2087	12651	0	1

Type	Code
Measurement Unit	numeric
H2MF12B	12B. 2nd Male Friend: Did you meet {NAME} after school to hang out or go somewhere during the past seven days?

			Frequency	% of total	% of valid
Valid	0	no	1076	7.3%	51.58%
	1	yes	1010	6.85%	48.42%
		Total	2,086	14.15%	100%
Missing	6	refused	1	0.01%	
	7	legitimate skip	12651	85.84%	
		Total	12,652	85.85%	

Valid	Invalid	Minimum	Maximum
2086	12652	0	1

 H2MF13B - S20Q13B MALE FRIEND2-TIME LAST WEEKEND-W

Type	Code
Measurement Unit	numeric
H2MF13B	13B. 2nd Male Friend: Did you spend time with {NAME} during the past weekend?

			Frequency	% of total	% of valid
Valid	0	no	1126	7.64%	53.95%
	1	yes	961	6.52%	46.05%
		Total	2,087	14.16%	100%
Missing	7	legitimate skip	12651	85.84%	
	Total		12,651	85.84%	

Valid	Invalid	Minimum	Maximum
2087	12651	0	1

 H2MF14B - S20Q14B MALE FRIEND2-TALK ABOUT PROB-W2

Type	Code
Measurement Unit	numeric
H2MF14B	14B. 2nd Male Friend: Did you talk to {NAME} about a problem during the past seven days?

			Frequency	% of total	% of valid
Valid	0	no	1221	8.28%	58.51%
	1	yes	866	5.88%	41.49%
		Total	2,087	14.16%	100%
Missing	7	legitimate skip	12651	85.84%	
	Total		12,651	85.84%	

Valid	Invalid	Minimum	Maximum
2087	12651	0	1

 H2MF15B - S20Q15B MALE FRIEND2-TALK ON PHONE-W2

Type	Code
Measurement Unit	numeric
H2MF15B	15B. 2nd Male Friend: Did you talk to {NAME} on the telephone during the past seven days?

			Frequency	% of total	% of valid
--	--	--	-----------	------------	------------

Valid	0	no	860	5.84%	41.23%
	1	yes	1226	8.32%	58.77%
		Total	2,086	14.15%	100%
Missing	7	legitimate skip	12651	85.84%	
	8	don't know	1	0.01%	
		Total	12,652	85.85%	

Valid	Invalid	Minimum	Maximum
2086	12652	0	1

H2MF4C - S20Q4C MALE FRIEND3-SCHOOL-W2

Type	Code
Measurement Unit	numeric
H2MF4C	4C. 3rd Male Friend: [If SCHOOL YEAR:] Does {NAME} go to school? [If SUMMER:] Did {NAME} go to school during this past school year?

			Frequency	% of total	% of valid
Valid	0	no	276	1.87%	17.16%
	1	yes	1332	9.04%	82.84%
		Total	1,608	10.91%	100%
Missing	7	legitimate skip	13130	89.09%	
		Total	13,130	89.09%	

Valid	Invalid	Minimum	Maximum
1608	13130	0	1

H2MF5C - S20Q5C MALE FRIEND3-GRADE-W2

Type	Code
Measurement Unit	numeric
H2MF5C	5C. 3rd Male Friend: [If SCHOOL YEAR:] What grade is {NAME} in? [If SUMMER:] What grade was {NAME} in during this past school year?

			Frequency	% of total	% of valid
--	--	--	-----------	------------	------------

Valid	5	fifth grade	4	0.03%	0.3%
	6	sixth grade	6	0.04%	0.45%
	7	seventh grade	21	0.14%	1.58%
	8	eighth grade	164	1.11%	12.33%
	9	ninth grade	179	1.21%	13.46%
	10	tenth grade	221	1.5%	16.62%
	11	eleventh grade	339	2.3%	25.49%
	12	twelfth grade	308	2.09%	23.16%
	13	beyond high school	88	0.6%	6.62%
		Total	1,330	9.02%	100%
Missing	97	legitimate skip	13406	90.96%	
	98	don't know	2	0.01%	
		Total	13,408	90.98%	

Valid	Invalid	Minimum	Maximum
1330	13408	5	13

H2MF6C - S20Q6C MALE FRIEND3-SAMPLE SCHOOL-W2

Type	Code
Measurement Unit	numeric
H2MF6C	6C. 3rd Male Friend: [If SCHOOL YEAR:] Does {NAME} go to {SAMPLE SCHOOL}? [If SUMMER:] Did {NAME} go to {SAMPLE SCHOOL} this past school year?

			Frequency	% of total	% of valid
Valid	0	no	373	2.53%	28.21%
	1	yes	949	6.44%	71.79%
		Total	1,322	8.97%	100%
Missing	7	legitimate skip	13416	91.03%	
		Total	13,416	91.03%	

Valid	Invalid	Minimum	Maximum
1322	13416	0	1

H2MF7C - S20Q7C MALE FRIEND3-SISTER SCHOOL-W2

Type	Code
Measurement Unit	numeric
H2MF7C	7C. 3rd Male Friend: [If SCHOOL YEAR:] Does {NAME} go to {SISTER SCHOOL}? [If SUMMER:] Did {NAME} go to {SISTER SCHOOL} this past school year?

			Frequency	% of total	% of valid
--	--	--	-----------	------------	------------

Valid	0	no	231	1.57%	90.94%
	1	yes	23	0.16%	9.06%
		Total	254	1.72%	100%
Missing	7	legitimate skip	14484	98.28%	
		Total	14,484	98.28%	

Valid	Invalid	Minimum	Maximum
254	14484	0	1

H2MF8C - S20Q8C MALE FRIEND3-SAMPLE SCHL 94-95-W2

Type	Code
Measurement Unit	numeric
H2MF8C	8C. 3rd Male Friend: [If SCHOOL YEAR:] Did {NAME} go to {SAMPLE SCHOOL} during the 1994-1995 school year? [If SUMMER:] Did {NAME} go to {SAMPLE SCHOOL} this past school year?

			Frequency	% of total	% of valid
Valid	0	no	631	4.28%	39.49%
	1	yes	967	6.56%	60.51%
		Total	1,598	10.84%	100%
Missing	7	legitimate skip	13140	89.16%	
		Total	13,140	89.16%	

Valid	Invalid	Minimum	Maximum
1598	13140	0	1

H2MF9C - S20Q9C MALE FRIEND3-SISTER SCHL 94-95-W2

Type	Code
Measurement Unit	numeric
H2MF9C	9C. 3rd Male Friend: [If SCHOOL YEAR:] Did {NAME} go to {SISTER SCHOOL} during the 1994-1995 school year? [If SUMMER:] Did {NAME} go to {SISTER SCHOOL} this past school year?

			Frequency	% of total	% of valid
Valid	0	no	577	3.92%	91.44%
	1	yes	54	0.37%	8.56%
		Total	631	4.28%	100%
Missing	7	legitimate skip	14107	95.72%	
		Total	14,107	95.72%	

Valid	Invalid	Minimum	Maximum
631	14107	0	1

H2MF11C - S20Q11C MALE FRIEND3-FRIENDS HOUSE-W2

Type	Code
Measurement Unit	numeric
H2MF11C	11C. 3rd Male Friend: Did you go to {NAME}'s house during the past seven days?

			Frequency	% of total	% of valid
Valid	0	no	1091	7.4%	67.85%
	1	yes	517	3.51%	32.15%
	Total		1,608	10.91%	100%
Missing	7	legitimate skip	13130	89.09%	
	Total		13,130	89.09%	

Valid	Invalid	Minimum	Maximum
1608	13130	0	1

H2MF12C - S20Q12C MALE FRIEND3-MEET AFTER SCHOOL-W

Type	Code
Measurement Unit	numeric
H2MF12C	12C. 3rd Male Friend: Did you meet {NAME} after school to hang out or go somewhere during the past seven days?

			Frequency	% of total	% of valid
Valid	0	no	874	5.93%	54.39%
	1	yes	733	4.97%	45.61%
	Total		1,607	10.9%	100%
Missing	6	refused	1	0.01%	
	7	legitimate skip	13130	89.09%	
	Total		13,131	89.1%	

Valid	Invalid	Minimum	Maximum
1607	13131	0	1

H2MF13C - S20Q13C MALE FRIEND3-TIME LAST WEEKEND-W

Type	Code
Measurement Unit	numeric

H2MF13C	13C. 3rd Male Friend: Did you spend time with {NAME} during the past weekend?
---------	---

			Frequency	% of total	% of valid
Valid	0	no	897	6.09%	55.78%
	1	yes	711	4.82%	44.22%
Total			1,608	10.91%	100%
Missing	7	legitimate skip	13130	89.09%	
	Total		13,130	89.09%	

Valid	Invalid	Minimum	Maximum
1608	13130	0	1

H2MF14C - S20Q14C MALE FRIEND3-TALK ACOUT PROC-W2

Type	Code
Measurement Unit	numeric
H2MF14C	14C. 3rd Male Friend: Did you talk to {NAME} about a problem during the past seven days?

			Frequency	% of total	% of valid
Valid	0	no	1100	7.46%	68.41%
	1	yes	508	3.45%	31.59%
Total			1,608	10.91%	100%
Missing	7	legitimate skip	13130	89.09%	
	Total		13,130	89.09%	

Valid	Invalid	Minimum	Maximum
1608	13130	0	1

H2MF15C - S20Q15C MALE FRIEND3-TALK ON PHONE-W2

Type	Code
Measurement Unit	numeric
H2MF15C	15C. 3rd Male Friend: Did you talk to {NAME} on the telephone during the past seven days?

			Frequency	% of total	% of valid
Valid	0	no	805	5.46%	50.06%
	1	yes	803	5.45%	49.94%
Total			1,608	10.91%	100%
Missing	7	legitimate skip	13130	89.09%	
	Total		13,130	89.09%	

		Total	13,130	89.09%	
--	--	-------	--------	--------	--

Valid	Invalid	Minimum	Maximum
1608	13130	0	1

Type	Code
Measurement Unit	numeric
H2MF4D	4D. 4th Male Friend: [If SCHOOL YEAR:] Does {NAME} go to school? [If SUMMER:] Did {NAME} go to school during this past school year?

			Frequency	% of total	% of valid
Valid	0	no	173	1.17%	15.73%
	1	yes	927	6.29%	84.27%
		Total	1,100	7.46%	100%
Missing	7	legitimate skip	13637	92.53%	
	8	don't know	1	0.01%	
		Total	13,638	92.54%	

Valid	Invalid	Minimum	Maximum
1100	13638	0	1

Type	Code
Measurement Unit	numeric
H2MF5D	5D. 4th Male Friend: [If SCHOOL YEAR:] What grade is {NAME} in? [If SUMMER:] What grade was {NAME} in during this past school year?

			Frequency	% of total	% of valid
Valid	4	fourth grade	2	0.01%	0.22%
	5	fifth grade	3	0.02%	0.32%
	6	sixth grade	4	0.03%	0.43%
	7	seventh grade	20	0.14%	2.16%
	8	eighth grade	120	0.81%	12.99%
	9	ninth grade	159	1.08%	17.21%
	10	tenth grade	140	0.95%	15.15%
	11	eleventh grade	208	1.41%	22.51%
	12	twelfth grade	215	1.46%	23.27%
	13	beyond high school	53	0.36%	5.74%
		Total	924	6.27%	100%

Missing	97	legitimate skip	13811	93.71%	
	98	don't know	3	0.02%	
		Total	13,814	93.73%	

Valid	Invalid	Minimum	Maximum
924	13814	4	13

H2MF6D - S20Q6D MALE FRIEND4-SAMPLE SCHOOL-W2

Type	Code
Measurement Unit	numeric
H2MF6D	6D. 4th Male Friend: [If SCHOOL YEAR:] Does {NAME} go to {SAMPLE SCHOOL}? [If SUMMER:] Did {NAME} go to {SAMPLE SCHOOL} this past school year?

			Frequency	% of total	% of valid
Valid	0	no	267	1.81%	29.08%
	1	yes	651	4.42%	70.92%
		Total	918	6.23%	100%
Missing	7	legitimate skip	13820	93.77%	
		Total	13,820	93.77%	

Valid	Invalid	Minimum	Maximum
918	13820	0	1

H2MF7D - S20Q7D MALE FRIEND4-SISTER SCHOOL-W2

Type	Code
Measurement Unit	numeric
H2MF7D	7D. 4th Male Friend: [If SCHOOL YEAR:] Does {NAME} go to {SISTER SCHOOL}? [If SUMMER:] Did {NAME} go to {SISTER SCHOOL} this past school year?

			Frequency	% of total	% of valid
Valid	0	no	149	1.01%	88.69%
	1	yes	19	0.13%	11.31%
		Total	168	1.14%	100%
Missing	7	legitimate skip	14570	98.86%	
		Total	14,570	98.86%	

Valid	Invalid	Minimum	Maximum
168	14570	0	1

 H2MF8D - S20Q8D MALE FRIEND4-SAMPLE SCHL 94-95-W2

Type	Code
Measurement Unit	numeric
H2MF8D	8D. 4th Male Friend: [If SCHOOL YEAR:] Did {NAME} go to {SAMPLE SCHOOL} during the 1994-1995 school year? [If SUMMER:] Did {NAME} go to {SAMPLE SCHOOL} this past school year?

			Frequency	% of total	% of valid
Valid	0	no	449	3.05%	41.23%
	1	yes	640	4.34%	58.77%
	Total		1,089	7.39%	100%
Missing	6	refused	1	0.01%	
	7	legitimate skip	13646	92.59%	
	8	don't know	2	0.01%	
	Total		13,649	92.61%	

Valid	Invalid	Minimum	Maximum
1089	13649	0	1

 H2MF9D - S20Q9D MALE FRIEND4-SISTER SCHL 94-95-W2

Type	Code
Measurement Unit	numeric
H2MF9D	9D. 4th Male Friend: [If SCHOOL YEAR:] Did {NAME} go to {SISTER SCHOOL} during the 1994-1995 school year? [If SUMMER:] Did {NAME} go to {SISTER SCHOOL} this past school year?

			Frequency	% of total	% of valid
Valid	0	no	415	2.82%	91.81%
	1	yes	37	0.25%	8.19%
	Total		452	3.07%	100%
Missing	7	legitimate skip	14286	96.93%	
	Total		14,286	96.93%	

Valid	Invalid	Minimum	Maximum
452	14286	0	1

 H2MF11D - S20Q11D MALE FRIEND4-FRIENDS HOUSE-W2

Type	Code
Measurement Unit	numeric

H2MF11D	11D. 4th Male Friend: Did you go to {NAME}'s house during the past seven days?
---------	--

			Frequency	% of total	% of valid
Valid	0	no	787	5.34%	71.48%
	1	yes	314	2.13%	28.52%
		Total	1,101	7.47%	100%
Missing	7	legitimate skip	13637	92.53%	
		Total	13,637	92.53%	

Valid	Invalid	Minimum	Maximum
1101	13637	0	1

H2MF12D - S20Q12D MALE FRIEND4-MEET AFTER SCHOOL-W

Type	Code
Measurement Unit	numeric
H2MF12D	12D. 4th Male Friend: Did you meet {NAME} after school to hang out or go somewhere during the past seven days?

			Frequency	% of total	% of valid
Valid	0	no	656	4.45%	59.58%
	1	yes	445	3.02%	40.42%
		Total	1,101	7.47%	100%
Missing	7	legitimate skip	13637	92.53%	
		Total	13,637	92.53%	

Valid	Invalid	Minimum	Maximum
1101	13637	0	1

H2MF13D - S20Q13D MALE FRIEND4-TIME LAST WEEKEND-W

Type	Code
Measurement Unit	numeric
H2MF13D	13D. 4th Male Friend: Did you spend time with {NAME} during the past weekend?

			Frequency	% of total	% of valid
Valid	0	no	664	4.51%	60.31%
	1	yes	437	2.97%	39.69%
		Total	1,101	7.47%	100%
Missing	7	legitimate skip	13637	92.53%	

		Total	13,637	92.53%	
--	--	-------	--------	--------	--

Valid	Invalid	Minimum	Maximum
1101	13637	0	1

Type	Code
Measurement Unit	numeric
H2MF14D	14D. 4th Male Friend: Did you talk to {NAME} about a problem during the past seven days?

			Frequency	% of total	% of valid
Valid	0	no	786	5.33%	71.39%
	1	yes	315	2.14%	28.61%
		Total	1,101	7.47%	100%
Missing	7	legitimate skip	13637	92.53%	
		Total	13,637	92.53%	

Valid	Invalid	Minimum	Maximum
1101	13637	0	1

Type	Code
Measurement Unit	numeric
H2MF15D	15D. 4th Male Friend: Did you talk to {NAME} on the telephone during the past seven days?

			Frequency	% of total	% of valid
Valid	0	no	614	4.17%	55.77%
	1	yes	487	3.3%	44.23%
		Total	1,101	7.47%	100%
Missing	7	legitimate skip	13637	92.53%	
		Total	13,637	92.53%	

Valid	Invalid	Minimum	Maximum
1101	13637	0	1

Type	Code
Measurement Unit	numeric

H2MF4E	4E. 5th Male Friend: [If SCHOOL YEAR:] Does {NAME} go to school? [If SUMMER:] Did {NAME} go to school during this past school year?
--------	---

			Frequency	% of total	% of valid
Valid	0	no	115	0.78%	15.82%
	1	yes	612	4.15%	84.18%
Total			727	4.93%	100%
Missing	7	legitimate skip	14011	95.07%	
	Total		14,011	95.07%	

Valid	Invalid	Minimum	Maximum
727	14011	0	1

Type	Code
Measurement Unit	numeric
H2MF5E	5E. 5th Male Friend: [If SCHOOL YEAR:] What grade is {NAME} in? [If SUMMER:] What grade was {NAME} in during this past school year?

			Frequency	% of total	% of valid
Valid	5	fifth grade	1	0.01%	0.16%
	6	sixth grade	3	0.02%	0.49%
	7	seventh grade	14	0.09%	2.3%
	8	eighth grade	83	0.56%	13.61%
	9	ninth grade	100	0.68%	16.39%
	10	tenth grade	112	0.76%	18.36%
	11	eleventh grade	151	1.02%	24.75%
	12	twelfth grade	109	0.74%	17.87%
	13	beyond high school	37	0.25%	6.07%
Total			610	4.14%	100%
Missing	97	legitimate skip	14126	95.85%	
	98	don't know	2	0.01%	
Total			14,128	95.86%	

Valid	Invalid	Minimum	Maximum
610	14128	5	13

Type	Code
Measurement Unit	numeric

H2MF6E	6E. 5th Male Friend: [If SCHOOL YEAR:] Does {NAME} go to {SAMPLE SCHOOL}? [If SUMMER:] Did {NAME} go to {SAMPLE SCHOOL} this past school year?
--------	--

			Frequency	% of total	% of valid
Valid	0	no	169	1.15%	27.8%
	1	yes	439	2.98%	72.2%
		Total	608	4.13%	100%
Missing	7	legitimate skip	14130	95.87%	
	Total		14,130	95.87%	

Valid	Invalid	Minimum	Maximum
608	14130	0	1

H2MF7E - S20Q7E MALE FRIEND5-SISTER SCHOOL-W2

Type	Code
Measurement Unit	numeric
H2MF7E	7E. 5th Male Friend: [If SCHOOL YEAR:] Does {NAME} go to {SISTER SCHOOL}? [If SUMMER:] Did {NAME} go to {SISTER SCHOOL} this past school year?

			Frequency	% of total	% of valid
Valid	0	no	80	0.54%	85.11%
	1	yes	14	0.09%	14.89%
		Total	94	0.64%	100%
Missing	7	legitimate skip	14644	99.36%	
	Total		14,644	99.36%	

Valid	Invalid	Minimum	Maximum
94	14644	0	1

H2MF8E - S20Q8E MALE FRIEND5-SAMPLE SCHL 94-95-W2

Type	Code
Measurement Unit	numeric
H2MF8E	8E. 5th Male Friend: [If SCHOOL YEAR:] Did {NAME} go to {SAMPLE SCHOOL} during the 1994-1995 school year? [If SUMMER:] Did {NAME} go to {SAMPLE SCHOOL} this past school year?

			Frequency	% of total	% of valid
Valid	0	no	300	2.04%	41.61%
	1	yes	421	2.86%	58.39%
		Total	721	4.89%	100%

Missing	7	legitimate skip	14015	95.09%	
	8	don't know	2	0.01%	
		Total	14,017	95.11%	

Valid	Invalid	Minimum	Maximum
721	14017	0	1

H2MF9E - S20Q9E MALE FRIEND5-SISTER SCHL 94-95-W2

Type	Code
Measurement Unit	numeric
H2MF9E	9E. 5th Male Friend: [If SCHOOL YEAR:] Did {NAME} go to {SISTER SCHOOL} during the 1994-1995 school year? [If SUMMER:] Did {NAME} go to {SISTER SCHOOL} this past school year?

			Frequency	% of total	% of valid
Valid	0	no	270	1.83%	89.4%
	1	yes	32	0.22%	10.6%
		Total	302	2.05%	100%
Missing	7	legitimate skip	14436	97.95%	
		Total	14,436	97.95%	

Valid	Invalid	Minimum	Maximum
302	14436	0	1

H2MF11E - S20Q11E MALE FRIEND5-FRIENDS HOUSE-W2

Type	Code
Measurement Unit	numeric
H2MF11E	11E. 5th Male Friend: Did you go to {NAME}'s house during the past seven days?

			Frequency	% of total	% of valid
Valid	0	no	514	3.49%	70.7%
	1	yes	213	1.45%	29.3%
		Total	727	4.93%	100%
Missing	7	legitimate skip	14011	95.07%	
		Total	14,011	95.07%	

Valid	Invalid	Minimum	Maximum
727	14011	0	1

 H2MF12E - S20Q12E MALE FRIEND5-MEET AFTER SCHOOL-W

Type	Code
Measurement Unit	numeric
H2MF12E	12E. 5th Male Friend: Did you meet {NAME} after school to hang out or go somewhere during the past seven days?

			Frequency	% of total	% of valid
Valid	0	no	417	2.83%	57.36%
	1	yes	310	2.1%	42.64%
Total			727	4.93%	100%
Missing	7	legitimate skip	14011	95.07%	
	Total		14,011	95.07%	

Valid	Invalid	Minimum	Maximum
727	14011	0	1

 H2MF13E - S20Q13E MALE FRIEND5-TIME LAST WEEKEND-W

Type	Code
Measurement Unit	numeric
H2MF13E	13E. 5th Male Friend: Did you spend time with {NAME} during the past weekend?

			Frequency	% of total	% of valid
Valid	0	no	439	2.98%	60.39%
	1	yes	288	1.95%	39.61%
Total			727	4.93%	100%
Missing	7	legitimate skip	14011	95.07%	
	Total		14,011	95.07%	

Valid	Invalid	Minimum	Maximum
727	14011	0	1

 H2MF14E - S20Q14E MALE FRIEND5-TALK AEOU PROE-W2

Type	Code
Measurement Unit	numeric
H2MF14E	14E. 5th Male Friend: Did you talk to {NAME} about a problem during the past seven days?

			Frequency	% of total	% of valid
--	--	--	-----------	------------	------------

Valid	0	no	536	3.64%	73.73%
	1	yes	191	1.3%	26.27%
		Total	727	4.93%	100%
Missing	7	legitimate skip	14011	95.07%	
		Total	14,011	95.07%	

Valid	Invalid	Minimum	Maximum
727	14011	0	1

Type	Code
Measurement Unit	numeric
H2MF15E	15E. 5th Male Friend: Did you talk to {NAME} on the telephone during the past seven days?

			Frequency	% of total	% of valid
Valid	0	no	437	2.97%	60.11%
	1	yes	290	1.97%	39.89%
		Total	727	4.93%	100%
Missing	7	legitimate skip	14011	95.07%	
		Total	14,011	95.07%	

Valid	Invalid	Minimum	Maximum
727	14011	0	1

Type	Code
Measurement Unit	numeric
H2FF1	1. Please think of your best female friend. What is her name?

			Frequency	% of total	% of valid
Valid	1	enter name(s) of female friend(s)	13341	90.52%	90.74%
	2	R has no female friend(s)	1361	9.23%	9.26%
		Total	14,702	99.76%	100%
Missing	6	refused	23	0.16%	
	8	don't know	13	0.09%	
		Total	36	0.24%	

Valid	Invalid	Minimum	Maximum

14702	36	1	2
-------	----	---	---

H2FF3A - S20Q18 IS THERE ANOTHER FRIEND-W2

Type	Code
Measurement Unit	numeric
H2FF3A	3A. Do you have another [2nd] female friend?

			Frequency	% of total	% of valid
Valid	0	no	528	3.58%	21.3%
	1	yes	1951	13.24%	78.7%
	Total		2,479	16.82%	100%
Missing	7	legitimate skip	12259	83.18%	
	Total		12,259	83.18%	

Valid	Invalid	Minimum	Maximum
2479	12259	0	1

H2FF3B - S20Q18 IS THERE ANOTHER FRIEND-W2

Type	Code
Measurement Unit	numeric
H2FF3B	3B. Do you have another [3rd] female friend?

			Frequency	% of total	% of valid
Valid	0	no	509	3.45%	26.09%
	1	yes	1442	9.78%	73.91%
	Total		1,951	13.24%	100%
Missing	7	legitimate skip	12787	86.76%	
	Total		12,787	86.76%	

Valid	Invalid	Minimum	Maximum
1951	12787	0	1

H2FF3C - S20Q18 IS THERE ANOTHER FRIEND-W2

Type	Code
Measurement Unit	numeric
H2FF3C	3C. Do you have another [4th] female friend?

			Frequency	% of total	% of valid
Valid	0	no	505	3.43%	35.02%
	1	yes	937	6.36%	64.98%

		Total	1,442	9.78%	100%
Missing	7	legitimate skip	13296	90.22%	
		Total	13,296	90.22%	

Valid	Invalid	Minimum	Maximum
1442	13296	0	1

H2FF3D - S20Q18 IS THERE ANOTHER FRIEND-W2

Type	Code
Measurement Unit	numeric
H2FF3D	3D. Do you have another [5th] female friend?

			Frequency	% of total	% of valid
Valid	0	no	328	2.23%	35.01%
	1	yes	609	4.13%	64.99%
		Total	937	6.36%	100%
Missing	7	legitimate skip	13801	93.64%	
		Total	13,801	93.64%	

Valid	Invalid	Minimum	Maximum
937	13801	0	1

H2FF4A - S20Q19A FEMALE FRIEND1-SCHOOL-W2

Type	Code
Measurement Unit	numeric
H2FF4A	4A. 1st Female Friend: [If SCHOOL YEAR:] Does {NAME} go to school? [If SUMMER:] Did {NAME} go to school during this past school year?

			Frequency	% of total	% of valid
Valid	0	no	1311	8.9%	9.83%
	1	yes	12022	81.57%	90.17%
		Total	13,333	90.47%	100%
Missing	6	refused	3	0.02%	
	7	legitimate skip	1397	9.48%	
	8	don't know	5	0.03%	
		Total	1,405	9.53%	

Valid	Invalid	Minimum	Maximum
13333	1405	0	1

 H2FF5A - S20Q20A FEMALE FRIEND1-GRADE-W2

Type	Code
Measurement Unit	numeric
H2FF5A	5A. 1st Female Friend: [If SCHOOL YEAR:] What grade is {NAME} in? [If SUMMER:] What grade was {NAME} in during this past school year?

			Frequency	% of total	% of valid
Valid	2	first or second grade	5	0.03%	0.04%
	3	third grade	3	0.02%	0.02%
	4	fourth grade	3	0.02%	0.02%
	5	fifth grade	3	0.02%	0.02%
	6	sixth grade	51	0.35%	0.42%
	7	seventh grade	282	1.91%	2.35%
	8	eighth grade	1751	11.88%	14.58%
	9	ninth grade	2230	15.13%	18.57%
	10	tenth grade	2532	17.18%	21.09%
	11	eleventh grade	2525	17.13%	21.03%
	12	twelfth grade	2092	14.19%	17.42%
	13	beyond high school	530	3.6%	4.41%
	Total			12,007	81.47%
Missing	96	refused	1	0.01%	
	97	legitimate skip	2716	18.43%	
	98	don't know	14	0.09%	
Total			2,731	18.53%	

Valid	Invalid	Minimum	Maximum
12007	2731	2	13

 H2FF6A - S20Q21A FEMALE FRIEND1-SAMPLE SCHOOL-W2

Type	Code
Measurement Unit	numeric
H2FF6A	6A. 1st Female Friend: [If SCHOOL YEAR:] Does {NAME} go to {SAMPLE SCHOOL}? [If SUMMER:] Did {NAME} go to {SAMPLE SCHOOL} this past school year?

			Frequency	% of total	% of valid
Valid	0	no	3775	25.61%	31.58%
	1	yes	8178	55.49%	68.42%
Total			11,953	81.1%	100%

Missing	6	refused	1	0.01%	
	7	legitimate skip	2781	18.87%	
	8	don't know	3	0.02%	
		Total	2,785	18.9%	

Valid	Invalid	Minimum	Maximum
11953	2785	0	1

H2FF7A - S20Q22A FEMALE FRIEND1-SISTER SCHOOL-W2

Type	Code
Measurement Unit	numeric
H2FF7A	7A. 1st Female Friend: [If SCHOOL YEAR:] Does {NAME} go to {SISTER SCHOOL}? [If SUMMER:] Did {NAME} go to {SISTER SCHOOL} this past school year?

			Frequency	% of total	% of valid
Valid	0	no	2566	17.41%	88.09%
	1	yes	347	2.35%	11.91%
		Total	2,913	19.77%	100%
Missing	7	legitimate skip	11824	80.23%	
	8	don't know	1	0.01%	
		Total	11,825	80.23%	

Valid	Invalid	Minimum	Maximum
2913	11825	0	1

H2FF8A - S20Q23A FEMALE FRIEND1-SAMPLE SCHL 94-95

Type	Code
Measurement Unit	numeric
H2FF8A	8A. 1st or Only Female Friend: [If SCHOOL YEAR:] Did {NAME} go to {SAMPLE SCHOOL} during the 1994-95 school year? [If SUMMER:] Did {NAME} go to {SAMPLE SCHOOL} this past school year?

			Frequency	% of total	% of valid
Valid	0	no	5358	36.36%	40.42%
	1	yes	7899	53.6%	59.58%
		Total	13,257	89.95%	100%
Missing	6	refused	3	0.02%	
	7	legitimate skip	1462	9.92%	
	8	don't know	16	0.11%	

		Total	1,481	10.05%	
--	--	-------	-------	--------	--

Valid	Invalid	Minimum	Maximum
13257	1481	0	1

H2FF9A - S20Q24A FEMALE FRIEND1-SISTER SCHL 94-95

Type	Code
Measurement Unit	numeric
H2FF9A	9A. 1st or Only Female Friend: [If SCHOOL YEAR:] Did {NAME} go to {SISTER SCHOOL} during the 1994-95 school year? [If SUMMER:] Did {NAME} go to {SISTER SCHOOL} this past school year?

			Frequency	% of total	% of valid
Valid	0	no	4499	30.53%	83.92%
	1	yes	862	5.85%	16.08%
	Total		5,361	36.38%	100%
Missing	6	refused	3	0.02%	
	7	legitimate skip	9361	63.52%	
	8	don't know	13	0.09%	
	Total		9,377	63.62%	

Valid	Invalid	Minimum	Maximum
5361	9377	0	1

H2FF11A - S20Q26A FEMALE FRIEND1-FRIENDS HOUSE-W2

Type	Code
Measurement Unit	numeric
H2FF11A	11A. 1st Female Friend: Did you go to {NAME}'s house during the past seven days?

			Frequency	% of total	% of valid
Valid	0	no	6665	45.22%	49.99%
	1	yes	6668	45.24%	50.01%
	Total		13,333	90.47%	100%
Missing	6	refused	4	0.03%	
	7	legitimate skip	1397	9.48%	
	8	don't know	4	0.03%	
	Total		1,405	9.53%	

Valid	Invalid	Minimum	Maximum
13333	1405	0	1

 H2FF12A - S20Q27A FEMALE FRIEND1-MEET AFTER SCHOOL

Type	Code
Measurement Unit	numeric
H2FF12A	12A. 1st Female Friend: Did you meet {NAME} after school to hang out or go somewhere during the past seven days?

			Frequency	% of total	% of valid
Valid	0	no	5756	39.06%	43.18%
	1	yes	7574	51.39%	56.82%
Total			13,330	90.45%	100%
Missing	6	refused	6	0.04%	
	7	legitimate skip	1397	9.48%	
	8	don't know	5	0.03%	
Total			1,408	9.55%	

Valid	Invalid	Minimum	Maximum
13330	1408	0	1

 H2FF13A - S20Q28A FEMALE FRIEND1-TIME LAST WEEKEND

Type	Code
Measurement Unit	numeric
H2FF13A	13A. 1st Female Friend: Did you spend time with {NAME} during the past weekend?

			Frequency	% of total	% of valid
Valid	0	no	5829	39.55%	43.72%
	1	yes	7504	50.92%	56.28%
Total			13,333	90.47%	100%
Missing	6	refused	4	0.03%	
	7	legitimate skip	1397	9.48%	
	8	don't know	4	0.03%	
Total			1,405	9.53%	

Valid	Invalid	Minimum	Maximum
13333	1405	0	1

 H2FF14A - S20Q29A FEMALE FRIEND1-TALK ABOUT A PROB

Type	Code
Measurement Unit	numeric

H2FF14A	14A. 1st Female Friend: Did you talk to {NAME} about a problem during the past seven days?
---------	--

			Frequency	% of total	% of valid
Valid	0	no	4671	31.69%	35.03%
	1	yes	8662	58.77%	64.97%
Total			13,333	90.47%	100%
Missing	6	refused	4	0.03%	
	7	legitimate skip	1397	9.48%	
	8	don't know	4	0.03%	
Total			1,405	9.53%	

Valid	Invalid	Minimum	Maximum
13333	1405	0	1

H2FF15A - S20Q30A FEMALE FRIEND1-TALK ON PHONE-W2

Type	Code
Measurement Unit	numeric
H2FF15A	15A. 1st Female Friend: Did you talk to {NAME} on the telephone during the past seven days?

			Frequency	% of total	% of valid
Valid	0	no	2623	17.8%	19.67%
	1	yes	10709	72.66%	80.33%
Total			13,332	90.46%	100%
Missing	6	refused	4	0.03%	
	7	legitimate skip	1397	9.48%	
	8	don't know	5	0.03%	
Total			1,406	9.54%	

Valid	Invalid	Minimum	Maximum
13332	1406	0	1

H2FF4B - S20Q19B FEMALE FRIEND2-SCHOOL-W2

Type	Code
Measurement Unit	numeric
H2FF4B	4B. 2nd Female Friend: [If SCHOOL YEAR:] Does {NAME} go to school? [If SUMMER:] Did {NAME} go to school during this past school year?

			Frequency	% of total	% of valid
--	--	--	-----------	------------	------------

Valid	0	no	205	1.39%	10.51%
	1	yes	1745	11.84%	89.49%
		Total	1,950	13.23%	100%
Missing	7	legitimate skip	12787	86.76%	
	8	don't know	1	0.01%	
		Total	12,788	86.77%	

Valid	Invalid	Minimum	Maximum
1950	12788	0	1

H2FF5B - S20Q20B FEMALE FRIEND2-GRADE-W2

Type	Code
Measurement Unit	numeric
H2FF5B	5B. 2nd Female Friend: [If SCHOOL YEAR:] What grade is {NAME} in? [If SUMMER:] What grade was {NAME} in during this past school year?

			Frequency	% of total	% of valid
Valid	3	third grade	2	0.01%	0.11%
	5	fifth grade	1	0.01%	0.06%
	6	sixth grade	9	0.06%	0.52%
	7	seventh grade	18	0.12%	1.03%
	8	eighth grade	205	1.39%	11.77%
	9	ninth grade	241	1.64%	13.83%
	10	tenth grade	334	2.27%	19.17%
	11	eleventh grade	450	3.05%	25.83%
	12	twelfth grade	399	2.71%	22.9%
	13	beyond high school	83	0.56%	4.76%
		Total	1,742	11.82%	100%
Missing	97	legitimate skip	12993	88.16%	
	98	don't know	3	0.02%	
		Total	12,996	88.18%	

Valid	Invalid	Minimum	Maximum
1742	12996	3	13

H2FF6B - S20Q21B FEMALE FRIEND2-SAMPLE SCHOOL-W2

Type	Code
Measurement Unit	numeric

H2FF6B	6B. 2nd Female Friend: [If SCHOOL YEAR:] Does {NAME} go to {SAMPLE SCHOOL}? [If SUMMER:] Did {NAME} go to {SAMPLE SCHOOL} this past school year?
--------	--

			Frequency	% of total	% of valid
Valid	0	no	459	3.11%	26.52%
	1	yes	1272	8.63%	73.48%
Total			1,731	11.75%	100%
Missing	7	legitimate skip	13005	88.24%	
	8	don't know	2	0.01%	
Total			13,007	88.25%	

Valid	Invalid	Minimum	Maximum
1731	13007	0	1

H2FF7B - S20Q22B FEMALE FRIEND2-SISTER SCHOOL-W2

Type	Code
Measurement Unit	numeric
H2FF7B	7B. 2nd Female Friend: [If SCHOOL YEAR:] Does {NAME} go to {SISTER SCHOOL}? [If SUMMER:] Did {NAME} go to {SISTER SCHOOL} this past school year?

			Frequency	% of total	% of valid
Valid	0	no	284	1.93%	91.32%
	1	yes	27	0.18%	8.68%
Total			311	2.11%	100%
Missing	7	legitimate skip	14425	97.88%	
	8	don't know	2	0.01%	
Total			14,427	97.89%	

Valid	Invalid	Minimum	Maximum
311	14427	0	1

H2FF8B - S20Q23B FEMALE FRIEND2-SAMPLE SCHL 94-95

Type	Code
Measurement Unit	numeric
H2FF8B	8B. 2nd Female Friend: [If SCHOOL YEAR:] Did {NAME} go to {SAMPLE SCHOOL} during the 1994-95 school year? [If SUMMER:] Did {NAME} go to {SAMPLE SCHOOL} this past school year?

			Frequency	% of total	% of valid
--	--	--	-----------	------------	------------

Valid	0	no	701	4.76%	36.21%
	1	yes	1235	8.38%	63.79%
		Total	1,936	13.14%	100%
Missing	7	legitimate skip	12799	86.84%	
	8	don't know	3	0.02%	
		Total	12,802	86.86%	

Valid	Invalid	Minimum	Maximum
1936	12802	0	1

H2FF9B - S20Q24B FEMALE FRIEND2-SISTER SCHL 94-95

Type	Code
Measurement Unit	numeric
H2FF9B	9B. 2nd Female Friend: [If SCHOOL YEAR:] Did {NAME} go to {SISTER SCHOOL} during the 1994-95 school year? [If SUMMER:] Did {NAME} go to {SISTER SCHOOL} this past school year?

			Frequency	% of total	% of valid
Valid	0	no	644	4.37%	91.61%
	1	yes	59	0.4%	8.39%
		Total	703	4.77%	100%
Missing	7	legitimate skip	14034	95.22%	
	8	don't know	1	0.01%	
		Total	14,035	95.23%	

Valid	Invalid	Minimum	Maximum
703	14035	0	1

H2FF11B - S20116B FEMALE FRIEND2-FRIENDS HOUSE-W2

Type	Code
Measurement Unit	numeric
H2FF11B	11B. 2nd Female Friend: Did you go to {NAME}'s house during the past seven days?

			Frequency	% of total	% of valid
Valid	0	no	1292	8.77%	66.22%
	1	yes	659	4.47%	33.78%
		Total	1,951	13.24%	100%
Missing	7	legitimate skip	12787	86.76%	
		Total	12,787	86.76%	

Valid	Invalid	Minimum	Maximum
1951	12787	0	1

H2FF12B - S20Q27B FEMALE FRIEND2-MEET AFTER SCHOOL

Type	Code
Measurement Unit	numeric
H2FF12B	12B. 2nd Female Friend: Did you meet {NAME} after school to hang out or go somewhere during the past seven days?

			Frequency	% of total	% of valid
Valid	0	no	1045	7.09%	53.56%
	1	yes	906	6.15%	46.44%
Total			1,951	13.24%	100%
Missing	7	legitimate skip	12787	86.76%	
		Total	12,787	86.76%	

Valid	Invalid	Minimum	Maximum
1951	12787	0	1

H2FF13B - S20Q28B FEMALE FRIEND2-TIME LAST WEEKEND

Type	Code
Measurement Unit	numeric
H2FF13B	13B. 2nd Female Friend: Did you spend time with {NAME} during the past weekend?

			Frequency	% of total	% of valid
Valid	0	no	1130	7.67%	57.92%
	1	yes	821	5.57%	42.08%
Total			1,951	13.24%	100%
Missing	7	legitimate skip	12787	86.76%	
		Total	12,787	86.76%	

Valid	Invalid	Minimum	Maximum
1951	12787	0	1

H2FF14B - S20Q29B FEMALE FRIEND2-TALK ABOUT PROB-W

Type	Code
Measurement Unit	numeric

H2FF14B	14B. 2nd Female Friend: Did you talk to {NAME} about a problem during the past seven days?
---------	--

			Frequency	% of total	% of valid
Valid	0	no	975	6.62%	49.97%
	1	yes	976	6.62%	50.03%
Total			1,951	13.24%	100%
Missing	7	legitimate skip	12787	86.76%	
	Total		12,787	86.76%	

Valid	Invalid	Minimum	Maximum
1951	12787	0	1

H2FF15B - S20Q30B FEMALE FRIEND2-TALK ON PHONE-W2

Type	Code
Measurement Unit	numeric
H2FF15B	15B. 2nd Female Friend: Did you talk to {NAME} on the telephone during the past seven days?

			Frequency	% of total	% of valid
Valid	0	no	687	4.66%	35.21%
	1	yes	1264	8.58%	64.79%
Total			1,951	13.24%	100%
Missing	7	legitimate skip	12787	86.76%	
	Total		12,787	86.76%	

Valid	Invalid	Minimum	Maximum
1951	12787	0	1

H2FF4C - S20Q19C FEMALE FRIEND3-SCHOOL-W2

Type	Code
Measurement Unit	numeric
H2FF4C	4C. 3rd Female Friend: [If SCHOOL YEAR:] Does {NAME} go to school? [If SUMMER:] Did {NAME} go to school during this past school year?

			Frequency	% of total	% of valid
Valid	0	no	154	1.04%	10.69%
	1	yes	1287	8.73%	89.31%
Total			1,441	9.78%	100%

Missing	7	legitimate skip	13296	90.22%	
	8	don't know	1	0.01%	
		Total	13,297	90.22%	

Valid	Invalid	Minimum	Maximum
1441	13297	0	1

H2FF5C - S20Q20C FEMALE FRIEND3-GRADE-W2

Type	Code
Measurement Unit	numeric
H2FF5C	5C. 3rd Female Friend: [If SCHOOL YEAR:] What grade is {NAME} in? [If SUMMER:] What grade was {NAME} in during this past school year?

			Frequency	% of total	% of valid
Valid	4	fourth grade	2	0.01%	0.16%
	5	fifth grade	2	0.01%	0.16%
	6	sixth grade	10	0.07%	0.78%
	7	seventh grade	28	0.19%	2.18%
	8	eighth grade	153	1.04%	11.9%
	9	ninth grade	196	1.33%	15.24%
	10	tenth grade	250	1.7%	19.44%
	11	eleventh grade	321	2.18%	24.96%
	12	twelfth grade	263	1.78%	20.45%
	13	beyond high school	61	0.41%	4.74%
	Total		1,286	8.73%	100%
Missing	97	legitimate skip	13451	91.27%	
	98	don't know	1	0.01%	
	Total		13,452	91.27%	

Valid	Invalid	Minimum	Maximum
1286	13452	4	13

H2FF6C - S20Q21C FEMALE FRIEND3-SAMPLE SCHOOL-W2

Type	Code
Measurement Unit	numeric
H2FF6C	6C. 3rd Female Friend: [If SCHOOL YEAR:] Does {NAME} go to {SAMPLE SCHOOL}? [If SUMMER:] Did {NAME} go to {SAMPLE SCHOOL} this past school year?

			Frequency	% of total	% of valid
--	--	--	-----------	------------	------------

Valid	0	no	326	2.21%	25.61%
	1	yes	947	6.43%	74.39%
		Total	1,273	8.64%	100%
Missing	7	legitimate skip	13465	91.36%	
		Total	13,465	91.36%	

Valid	Invalid	Minimum	Maximum
1273	13465	0	1

H2FF7C - S20Q22C FEMALE FRIEND3-SISTER SCHOOL-W2

Type	Code
Measurement Unit	numeric
H2FF7C	7C. 3rd Female Friend: [If SCHOOL YEAR:] Does {NAME} go to {SISTER SCHOOL}? [If SUMMER:] Did {NAME} go to {SISTER SCHOOL} this past school year?

			Frequency	% of total	% of valid
Valid	0	no	185	1.26%	88.94%
	1	yes	23	0.16%	11.06%
		Total	208	1.41%	100%
Missing	7	legitimate skip	14530	98.59%	
		Total	14,530	98.59%	

Valid	Invalid	Minimum	Maximum
208	14530	0	1

H2FF8C - S20Q23C FEMALE FRIEND3-SAMPLE SCHL 94-95

Type	Code
Measurement Unit	numeric
H2FF8C	8C. 3rd Female Friend: [If SCHOOL YEAR:] Did {NAME} go to {SAMPLE SCHOOL} during the 1994-95 school year? [If SUMMER:] Did {NAME} go to {SAMPLE SCHOOL} this past school year?

			Frequency	% of total	% of valid
Valid	0	no	534	3.62%	37.42%
	1	yes	893	6.06%	62.58%
		Total	1,427	9.68%	100%
Missing	7	legitimate skip	13310	90.31%	
	8	don't know	1	0.01%	
		Total	13,311	90.32%	

Valid	Invalid	Minimum	Maximum
1427	13311	0	1

H2FF9C - S20Q24C FEMALE FRIEND3-SISTER SCHL 94-95

Type	Code
Measurement Unit	numeric
H2FF9C	9C. 3rd Female Friend: [If SCHOOL YEAR:] Did {NAME} go to {SISTER SCHOOL} during the 1994-95 school year? [If SUMMER:] Did {NAME} go to {SISTER SCHOOL} this past school year?

			Frequency	% of total	% of valid
Valid	0	no	486	3.3%	90.84%
	1	yes	49	0.33%	9.16%
	Total		535	3.63%	100%
Missing	7	legitimate skip	14203	96.37%	
	Total		14,203	96.37%	

Valid	Invalid	Minimum	Maximum
535	14203	0	1

H2FF11C - S20Q26C FEMALE FRIEND3-FRIENDS HOUSE-W2

Type	Code
Measurement Unit	numeric
H2FF11C	11C. 3rd Female Friend: Did you go to {NAME}'s house during the past seven days?

			Frequency	% of total	% of valid
Valid	0	no	1027	6.97%	71.22%
	1	yes	415	2.82%	28.78%
	Total		1,442	9.78%	100%
Missing	7	legitimate skip	13296	90.22%	
	Total		13,296	90.22%	

Valid	Invalid	Minimum	Maximum
1442	13296	0	1

H2FF12C - S20Q27C FEMALE FRIEND3-MEET AFTER SCHOOL

Type	Code
Measurement Unit	numeric

H2FF12C	12C. 3rd Female Friend: Did you meet {NAME} after school to hang out or go somewhere during the past seven days?
---------	--

			Frequency	% of total	% of valid
Valid	0	no	846	5.74%	58.67%
	1	yes	596	4.04%	41.33%
		Total	1,442	9.78%	100%
Missing	7	legitimate skip	13296	90.22%	
	Total		13,296	90.22%	

Valid	Invalid	Minimum	Maximum
1442	13296	0	1

H2FF13C - S20Q28C FEMALE FRIEND3-TIME LAST WEEKEND

Type	Code
Measurement Unit	numeric
H2FF13C	13C. 3rd Female Friend: Did you spend time with {NAME} during the past weekend?

			Frequency	% of total	% of valid
Valid	0	no	873	5.92%	60.54%
	1	yes	569	3.86%	39.46%
		Total	1,442	9.78%	100%
Missing	7	legitimate skip	13296	90.22%	
	Total		13,296	90.22%	

Valid	Invalid	Minimum	Maximum
1442	13296	0	1

H2FF14C - S20Q29C FEMALE FRIEND3-TALK ACOUT PROC-W

Type	Code
Measurement Unit	numeric
H2FF14C	14C. 3rd Female Friend: Did you talk to {NAME} about a problem during the past seven days?

			Frequency	% of total	% of valid
Valid	0	no	805	5.46%	55.83%
	1	yes	637	4.32%	44.17%
		Total	1,442	9.78%	100%
Missing	7	legitimate skip	13296	90.22%	
	Total		13,296	90.22%	

		Total	13,296	90.22%	
--	--	-------	--------	--------	--

Valid	Invalid	Minimum	Maximum
1442	13296	0	1

Type	Code
Measurement Unit	numeric
H2FF15C	15C. 3rd Female Friend: Did you talk to {NAME} on the telephone during the past seven days?

			Frequency	% of total	% of valid
Valid	0	no	611	4.15%	42.37%
	1	yes	831	5.64%	57.63%
		Total	1,442	9.78%	100%
Missing	7	legitimate skip	13296	90.22%	
		Total	13,296	90.22%	

Valid	Invalid	Minimum	Maximum
1442	13296	0	1

Type	Code
Measurement Unit	numeric
H2FF4D	4D. 4th Female Friend: [If SCHOOL YEAR:] Does {NAME} go to school? [If SUMMER:] Did {NAME} go to school during this past school year?

			Frequency	% of total	% of valid
Valid	0	no	94	0.64%	10.03%
	1	yes	843	5.72%	89.97%
		Total	937	6.36%	100%
Missing	7	legitimate skip	13801	93.64%	
		Total	13,801	93.64%	

Valid	Invalid	Minimum	Maximum
937	13801	0	1

Type	Code
Measurement Unit	numeric

H2FF5D	5D. 4th Female Friend: [If SCHOOL YEAR:] What grade is {NAME} in? [If SUMMER:] What grade was {NAME} in during this past school year?
--------	---

			Frequency	% of total	% of valid
Valid	5	fifth grade	1	0.01%	0.12%
	6	sixth grade	5	0.03%	0.59%
	7	seventh grade	20	0.14%	2.38%
	8	eighth grade	116	0.79%	13.78%
	9	ninth grade	132	0.9%	15.68%
	10	tenth grade	177	1.2%	21.02%
	11	eleventh grade	213	1.45%	25.3%
	12	twelfth grade	145	0.98%	17.22%
	13	beyond high school	33	0.22%	3.92%
		Total	842	5.71%	100%
Missing	97	legitimate skip	13895	94.28%	
	98	don't know	1	0.01%	
		Total	13,896	94.29%	

Valid	Invalid	Minimum	Maximum
842	13896	5	13

H2FF6D - S20Q21D FEMALE FRIEND4-SAMPLE SCHOOL-W2	
Type	Code
Measurement Unit	numeric
H2FF6D	6D. 4th Female Friend: [If SCHOOL YEAR:] Does {NAME} go to {SAMPLE SCHOOL}? [If SUMMER:] Did {NAME} go to {SAMPLE SCHOOL} this past school year?

			Frequency	% of total	% of valid
Valid	0	no	215	1.46%	25.69%
	1	yes	622	4.22%	74.31%
		Total	837	5.68%	100%
Missing	7	legitimate skip	13901	94.32%	
		Total	13,901	94.32%	

Valid	Invalid	Minimum	Maximum
837	13901	0	1

H2FF7D - S20Q22D FEMALE FRIEND4-SISTER SCHOOL-W2	
Type	Code
Measurement Unit	numeric

H2FF7D	7D. 4th Female Friend: [If SCHOOL YEAR:] Does {NAME} go to {SISTER SCHOOL}? [If SUMMER:] Did {NAME} go to {SISTER SCHOOL} this past school year?
--------	--

			Frequency	% of total	% of valid
Valid	0	no	115	0.78%	89.15%
	1	yes	14	0.09%	10.85%
Total			129	0.88%	100%
Missing	7	legitimate skip	14609	99.12%	
	Total		14,609	99.12%	

Valid	Invalid	Minimum	Maximum
129	14609	0	1

H2FF8D - S20Q23D FEMALE FRIEND4-SAMPLE SCHL 94-95

Type	Code
Measurement Unit	numeric
H2FF8D	8D. 4th Female Friend: [If SCHOOL YEAR:] Did {NAME} go to {SAMPLE SCHOOL} during the 1994-95 school year? [If SUMMER:] Did {NAME} go to {SAMPLE SCHOOL} this past school year?

			Frequency	% of total	% of valid
Valid	0	no	353	2.4%	37.92%
	1	yes	578	3.92%	62.08%
Total			931	6.32%	100%
Missing	7	legitimate skip	13807	93.68%	
	Total		13,807	93.68%	

Valid	Invalid	Minimum	Maximum
931	13807	0	1

H2FF9D - S20Q24D FEMALE FRIEND4-SISTER SCHL 94-95

Type	Code
Measurement Unit	numeric
H2FF9D	9D. 4th Female Friend: [If SCHOOL YEAR:] Did {NAME} go to {SISTER SCHOOL} during the 1994-95 school year? [If SUMMER:] Did {NAME} go to {SISTER SCHOOL} this past school year?

			Frequency	% of total	% of valid
Valid	0	no	324	2.2%	91.78%
	1	yes	29	0.2%	8.22%

		Total	353	2.4%	100%
Missing	7	legitimate skip	14385	97.6%	
		Total	14,385	97.6%	

Valid	Invalid	Minimum	Maximum
353	14385	0	1

H2FF11D - S20Q26D FEMALE FRIEND4-FRIENDS HOUSE-W2

Type	Code
Measurement Unit	numeric
H2FF11D	11D. 4th Female Friend: Did you go to {NAME}'s house during the past seven days?

			Frequency	% of total	% of valid
Valid	0	no	709	4.81%	75.67%
	1	yes	228	1.55%	24.33%
		Total	937	6.36%	100%
Missing	7	legitimate skip	13801	93.64%	
		Total	13,801	93.64%	

Valid	Invalid	Minimum	Maximum
937	13801	0	1

H2FF12D - S20Q27D FEMALE FRIEND4-MEET AFTER SCHOOL

Type	Code
Measurement Unit	numeric
H2FF12D	12D. 4th Female Friend: Did you meet {NAME} after school to hang out or go somewhere during the past seven days?

			Frequency	% of total	% of valid
Valid	0	no	577	3.92%	61.58%
	1	yes	360	2.44%	38.42%
		Total	937	6.36%	100%
Missing	7	legitimate skip	13801	93.64%	
		Total	13,801	93.64%	

Valid	Invalid	Minimum	Maximum
937	13801	0	1

 H2FF13D - S20Q28D FEMALE FRIEND4-TIME LAST WEEKEND

Type	Code
Measurement Unit	numeric
H2FF13D	13D. 4th Female Friend: Did you spend time with {NAME} during the past weekend?

			Frequency	% of total	% of valid
Valid	0	no	608	4.13%	64.89%
	1	yes	329	2.23%	35.11%
		Total	937	6.36%	100%
Missing	7	legitimate skip	13801	93.64%	
		Total	13,801	93.64%	

Valid	Invalid	Minimum	Maximum
937	13801	0	1

 H2FF14D - S20Q29D FEMALE FRIEND4-TALK ABOUT PROD-W

Type	Code
Measurement Unit	numeric
H2FF14D	14D. 4th Female Friend: Did you talk to {NAME} about a problem during the past seven days?

			Frequency	% of total	% of valid
Valid	0	no	563	3.82%	60.09%
	1	yes	374	2.54%	39.91%
		Total	937	6.36%	100%
Missing	7	legitimate skip	13801	93.64%	
		Total	13,801	93.64%	

Valid	Invalid	Minimum	Maximum
937	13801	0	1

 H2FF15D - S20Q30D FEMALE FRIEND4-TALK ON PHONE-W2

Type	Code
Measurement Unit	numeric
H2FF15D	15D. 4th Female Friend: Did you talk to {NAME} on the telephone during the past seven days?

			Frequency	% of total	% of valid
--	--	--	-----------	------------	------------

Valid	0	no	450	3.05%	48.03%
	1	yes	487	3.3%	51.97%
		Total	937	6.36%	100%
Missing	7	legitimate skip	13801	93.64%	
		Total	13,801	93.64%	

Valid	Invalid	Minimum	Maximum
937	13801	0	1

H2FF4E - S20Q19E FEMALE FRIEND5-SCHOOL-W2

Type	Code
Measurement Unit	numeric
H2FF4E	4E. 5th Female Friend: [If SCHOOL YEAR:] Does {NAME} go to school? [If SUMMER:] Did {NAME} go to school during this past school year?

			Frequency	% of total	% of valid
Valid	0	no	62	0.42%	10.2%
	1	yes	546	3.7%	89.8%
		Total	608	4.13%	100%
Missing	7	legitimate skip	14129	95.87%	
	8	don't know	1	0.01%	
		Total	14,130	95.87%	

Valid	Invalid	Minimum	Maximum
608	14130	0	1

H2FF5E - S20Q20E FEMALE FRIEND5-GRADE-W2

Type	Code
Measurement Unit	numeric
H2FF5E	5E. 5th Female Friend: [If SCHOOL YEAR:] What grade is {NAME} in? [If SUMMER:] What grade was {NAME} in during this past school year?

	Frequency	% of total	% of valid
--	-----------	------------	------------

Valid	5	fifth grade	2	0.01%	0.37%
	6	sixth grade	4	0.03%	0.74%
	7	seventh grade	14	0.09%	2.57%
	8	eighth grade	91	0.62%	16.73%
	9	ninth grade	83	0.56%	15.26%
	10	tenth grade	104	0.71%	19.12%
	11	eleventh grade	137	0.93%	25.18%
	12	twelfth grade	87	0.59%	15.99%
	13	beyond high school	22	0.15%	4.04%
		Total	544	3.69%	100%
Missing	97	legitimate skip	14192	96.3%	
	98	don't know	2	0.01%	
		Total	14,194	96.31%	

Valid	Invalid	Minimum	Maximum
544	14194	5	13

H2FF6E - S20Q21E FEMALE FRIEND5-SAMPLE SCHOOL-W2

Type	Code
Measurement Unit	numeric
H2FF6E	6E. 5th Female Friend: [If SCHOOL YEAR:] Does {NAME} go to {SAMPLE SCHOOL}? [If SUMMER:] Did {NAME} go to {SAMPLE SCHOOL} this past school year?

			Frequency	% of total	% of valid
Valid	0	no	131	0.89%	24.26%
	1	yes	409	2.78%	75.74%
		Total	540	3.66%	100%
Missing	7	legitimate skip	14198	96.34%	
		Total	14,198	96.34%	

Valid	Invalid	Minimum	Maximum
540	14198	0	1

H2FF7E - S20Q22E FEMALE FRIEND5-SISTER SCHOOL-W2

Type	Code
Measurement Unit	numeric
H2FF7E	7E. 5th Female Friend: [If SCHOOL YEAR:] Does {NAME} go to {SISTER SCHOOL}? [If SUMMER:] Did {NAME} go to {SISTER SCHOOL} this past school year?

			Frequency	% of total	% of valid
Valid	0	no	57	0.39%	90.48%
	1	yes	6	0.04%	9.52%
		Total	63	0.43%	100%
Missing	7	legitimate skip	14675	99.57%	
	Total		14,675	99.57%	

Valid	Invalid	Minimum	Maximum
63	14675	0	1

H2FF8E - S20Q23E FEMALE FRIEND5-SAMPLE SCHL 94-95

Type	Code
Measurement Unit	numeric
H2FF8E	8E. 5th Female Friend: [If SCHOOL YEAR:] Did {NAME} go to {SAMPLE SCHOOL} during the 1994-95 school year? [If SUMMER:] Did {NAME} go to {SAMPLE SCHOOL} this past school year?

			Frequency	% of total	% of valid
Valid	0	no	247	1.68%	40.96%
	1	yes	356	2.42%	59.04%
		Total	603	4.09%	100%
Missing	7	legitimate skip	14135	95.91%	
	Total		14,135	95.91%	

Valid	Invalid	Minimum	Maximum
603	14135	0	1

H2FF9E - S20Q24E FEMALE FRIEND5-SISTER SCHL 94-95

Type	Code
Measurement Unit	numeric
H2FF9E	9E. 5th Female Friend: [If SCHOOL YEAR:] Did {NAME} go to {SISTER SCHOOL} during the 1994-95 school year? [If SUMMER:] Did {NAME} go to {SISTER SCHOOL} this past school year?

			Frequency	% of total	% of valid
Valid	0	no	225	1.53%	91.09%
	1	yes	22	0.15%	8.91%
		Total	247	1.68%	100%
Missing	7	legitimate skip	14491	98.32%	
	Total		14,491	98.32%	

Valid	Invalid	Minimum	Maximum
247	14491	0	1

H2FF11E - S20Q26E FEMALE FRIEND5-FRIENDS HOUSE-W2

Type	Code
Measurement Unit	numeric
H2FF11E	11E. 5th Female Friend: Did you go to {NAME}'s house during the past seven days?

			Frequency	% of total	% of valid
Valid	0	no	471	3.2%	77.34%
	1	yes	138	0.94%	22.66%
		Total	609	4.13%	100%
Missing	7	legitimate skip	14129	95.87%	
		Total	14,129	95.87%	

Valid	Invalid	Minimum	Maximum
609	14129	0	1

H2FF12E - S20Q27E FEMALE FRIEND5-MEET AFTER SCHOOL

Type	Code
Measurement Unit	numeric
H2FF12E	12E. 5th Female Friend: Did you meet {NAME} after school to hang out or go somewhere during the past seven days?

			Frequency	% of total	% of valid
Valid	0	no	379	2.57%	62.23%
	1	yes	230	1.56%	37.77%
		Total	609	4.13%	100%
Missing	7	legitimate skip	14129	95.87%	
		Total	14,129	95.87%	

Valid	Invalid	Minimum	Maximum
609	14129	0	1

H2FF13E - S20Q28E FEMALE FRIEND5-TIME LAST WEEKEND

Type	Code
Measurement Unit	numeric

H2FF13E	13E. 5th Female Friend: Did you spend time with {NAME} during the past weekend?
---------	---

			Frequency	% of total	% of valid
Valid	0	no	399	2.71%	65.52%
	1	yes	210	1.42%	34.48%
		Total	609	4.13%	100%
Missing	7	legitimate skip	14129	95.87%	
	Total		14,129	95.87%	

Valid	Invalid	Minimum	Maximum
609	14129	0	1

H2FF14E - S20Q29E FEMALE FRIEND5-TALK AEOU PROE-W

Type	Code
Measurement Unit	numeric
H2FF14E	14E. 5th Female Friend: Did you talk to {NAME} about a problem during the past seven days?

			Frequency	% of total	% of valid
Valid	0	no	365	2.48%	59.93%
	1	yes	244	1.66%	40.07%
		Total	609	4.13%	100%
Missing	7	legitimate skip	14129	95.87%	
	Total		14,129	95.87%	

Valid	Invalid	Minimum	Maximum
609	14129	0	1

H2FF15E - S20Q30E FEMALE FRIEND5-TALK ON PHONE-W2

Type	Code
Measurement Unit	numeric
H2FF15E	15E. 5th Female Friend: Did you talk to {NAME} on the telephone during the past seven days?

			Frequency	% of total	% of valid
Valid	0	no	311	2.11%	51.07%
	1	yes	298	2.02%	48.93%
		Total	609	4.13%	100%
Missing	7	legitimate skip	14129	95.87%	
	Total		14,129	95.87%	

		Total	14,129	95.87%	
--	--	-------	--------	--------	--

Valid	Invalid	Minimum	Maximum
609	14129	0	1

Type	Code
Measurement Unit	numeric
H2RR1	1. How much would you like to have a romantic relationship in the next year?

			Frequency	% of total	% of valid
Valid	1	not at all	1049	7.12%	7.16%
	2	very little	1776	12.05%	12.12%
	3	somewhat	5379	36.5%	36.71%
	4	quite a bit	3303	22.41%	22.54%
	5	very much	3146	21.35%	21.47%
		Total	14,653	99.42%	100%
Missing	6	refused	34	0.23%	
	8	don't know	51	0.35%	
		Total	85	0.58%	

Valid	Invalid	Minimum	Maximum
14653	85	1	5

Type	Code
Measurement Unit	numeric
H2RR2A	2A. In the last 18 months--since {MONTH, YEAR}--have you had a romantic relationship with anyone?

			Frequency	% of total	% of valid
Valid	0	no	6411	43.5%	43.62%
	1	yes	8285	56.22%	56.38%
		Total	14,696	99.72%	100%
Missing	6	refused	21	0.14%	
	8	don't know	21	0.14%	
		Total	42	0.28%	

Valid	Invalid	Minimum	Maximum
14696	42	0	1

 H2RR2B - S21Q3 PAST 18 MONTHS, ANY OTHER-W2

Type	Code
Measurement Unit	numeric
H2RR2B	2B. Have you had a special romantic relationship in the last 18 months with any other person?

			Frequency	% of total	% of valid
Valid	0	no	5643	38.29%	68.14%
	1	yes	2638	17.9%	31.86%
Total			8,281	56.19%	100%
Missing	6	refused	4	0.03%	
	7	legitimate skip	6453	43.78%	
Total			6,457	43.81%	

Valid	Invalid	Minimum	Maximum
8281	6457	0	1

 H2RR2C - S21Q3 PAST 18 MONTHS, ANY OTHER-W2

Type	Code
Measurement Unit	numeric
H2RR2C	2C. Have you had a special romantic relationship in the last 18 months with any other person?

			Frequency	% of total	% of valid
Valid	0	no	1743	11.83%	66.07%
	1	yes	895	6.07%	33.93%
Total			2,638	17.9%	100%
Missing	6	refused	3	0.02%	
	7	legitimate skip	12096	82.07%	
	8	don't know	1	0.01%	
Total			12,100	82.1%	

Valid	Invalid	Minimum	Maximum
2638	12100	0	1

 H2RR2D - S21Q3 PAST 18 MONTHS, ANY OTHER-W2

Type	Code
Measurement Unit	numeric

H2RR2D	2D. Have you had a special romantic relationship in the last 18 months with any other person?
--------	---

			Frequency	% of total	% of valid
Valid	0	no	628	4.26%	70.09%
	1	yes	268	1.82%	29.91%
		Total	896	6.08%	100%
Missing	6	refused	2	0.01%	
	7	legitimate skip	13839	93.9%	
	8	don't know	1	0.01%	
		Total	13,842	93.92%	

Valid	Invalid	Minimum	Maximum
896	13842	0	1

Type	Code
Measurement Unit	numeric
H2RR4A	4A. 1st Person: Did you ever hold hands with {INITIALS}?

			Frequency	% of total	% of valid
Valid	0	no	363	2.46%	4.38%
	1	yes	7916	53.71%	95.62%
		Total	8,279	56.17%	100%
Missing	6	refused	4	0.03%	
	7	legitimate skip	6453	43.78%	
	8	don't know	2	0.01%	
		Total	6,459	43.83%	

Valid	Invalid	Minimum	Maximum
8279	6459	0	1

Type	Code
Measurement Unit	numeric
H2RR5A	5A. 1st Person: Did you and {INITIALS} ever kiss on the mouth?

			Frequency	% of total	% of valid
Valid	0	no	534	3.62%	6.45%
	1	yes	7744	52.54%	93.55%

		Total	8,278	56.17%	100%
Missing	6	refused	6	0.04%	
	7	legitimate skip	6453	43.78%	
	8	don't know	1	0.01%	
		Total	6,460	43.83%	

Valid	Invalid	Minimum	Maximum
8278	6460	0	1

Type	Code
Measurement Unit	numeric
H2RR6A	6A. 1st Person: Did you ever tell {INITIALS} you liked or loved him or her?

			Frequency	% of total	% of valid
Valid	0	no	765	5.19%	9.24%
	1	yes	7513	50.98%	90.76%
		Total	8,278	56.17%	100%
Missing	6	refused	5	0.03%	
	7	legitimate skip	6453	43.78%	
	8	don't know	2	0.01%	
		Total	6,460	43.83%	

Valid	Invalid	Minimum	Maximum
8278	6460	0	1

Type	Code
Measurement Unit	numeric
H2RR4B	4B. 2nd Person: Did you ever hold hands with {INITIALS}?

			Frequency	% of total	% of valid
Valid	0	no	252	1.71%	9.55%
	1	yes	2387	16.2%	90.45%
		Total	2,639	17.91%	100%
Missing	6	refused	2	0.01%	
	7	legitimate skip	12096	82.07%	
	8	don't know	1	0.01%	
		Total	12,099	82.09%	

Valid	Invalid	Minimum	Maximum
2639	12099	0	1

Type	Code
Measurement Unit	numeric
H2RR5B	5B. 2nd Person: Did you and {INITIALS} ever kiss on the mouth?

			Frequency	% of total	% of valid
Valid	0	no	298	2.02%	11.29%
	1	yes	2341	15.88%	88.71%
	Total		2,639	17.91%	100%
Missing	6	refused	2	0.01%	
	7	legitimate skip	12096	82.07%	
	8	don't know	1	0.01%	
	Total		12,099	82.09%	

Valid	Invalid	Minimum	Maximum
2639	12099	0	1

Type	Code
Measurement Unit	numeric
H2RR6B	6B. 2nd Person: Did you ever tell {INITIALS} you liked or loved him or her?

			Frequency	% of total	% of valid
Valid	0	no	749	5.08%	28.39%
	1	yes	1889	12.82%	71.61%
	Total		2,638	17.9%	100%
Missing	6	refused	3	0.02%	
	7	legitimate skip	12096	82.07%	
	8	don't know	1	0.01%	
	Total		12,100	82.1%	

Valid	Invalid	Minimum	Maximum
2638	12100	0	1

Type	Code
------	------

Measurement Unit	numeric
H2RR4C	4C. 3rd Person: Did you ever hold hands with {INITIALS}?

			Frequency	% of total	% of valid
Valid	0	no	132	0.9%	14.72%
	1	yes	765	5.19%	85.28%
Total			897	6.09%	100%
Missing	6	refused	1	0.01%	
	7	legitimate skip	13839	93.9%	
	8	don't know	1	0.01%	
Total			13,841	93.91%	

Valid	Invalid	Minimum	Maximum
897	13841	0	1

H2RR5C - S21Q5C PARTNR3-KISS ON MOUTH-W2

Type	Code
Measurement Unit	numeric
H2RR5C	5C. 3rd Person: Did you and {INITIALS} ever kiss on the mouth?

			Frequency	% of total	% of valid
Valid	0	no	138	0.94%	15.38%
	1	yes	759	5.15%	84.62%
Total			897	6.09%	100%
Missing	6	refused	1	0.01%	
	7	legitimate skip	13839	93.9%	
	8	don't know	1	0.01%	
Total			13,841	93.91%	

Valid	Invalid	Minimum	Maximum
897	13841	0	1

H2RR6C - S21Q6C PARTNR3-SAY LOVED/LIKED-W2

Type	Code
Measurement Unit	numeric
H2RR6C	6C. 3rd Person: Did you ever tell {INITIALS} you liked or loved him or her?

			Frequency	% of total	% of valid
Valid	0	no	316	2.14%	35.23%
	1	yes	581	3.94%	64.77%

		Total	897	6.09%	100%
Missing	6	refused	1	0.01%	
	7	legitimate skip	13839	93.9%	
	8	don't know	1	0.01%	
		Total	13,841	93.91%	

Valid	Invalid	Minimum	Maximum
897	13841	0	1

H2LR1 - S22Q1 HOLD HAND W/ NONFAMILY MEMBER-W2

Type	Code
Measurement Unit	numeric
H2LR1	1. In the last 18 months, did you ever hold hands with someone who was not a member of your family?

			Frequency	% of total	% of valid
Valid	0	no	2838	19.26%	44.2%
	1	yes	3583	24.31%	55.8%
		Total	6,421	43.57%	100%
Missing	6	refused	16	0.11%	
	7	legitimate skip	8285	56.22%	
	8	don't know	16	0.11%	
		Total	8,317	56.43%	

Valid	Invalid	Minimum	Maximum
6421	8317	0	1

H2LR2 - S22Q2 KISS NONFAMILY MEMBER-W2

Type	Code
Measurement Unit	numeric
H2LR2	2. In the last 18 months, did you ever kiss someone on the mouth who was not a member of your family?

			Frequency	% of total	% of valid
Valid	0	no	1094	7.42%	30.55%
	1	yes	2487	16.87%	69.45%
		Total	3,581	24.3%	100%
Missing	6	refused	19	0.13%	
	7	legitimate skip	11123	75.47%	
	8	don't know	15	0.1%	
		Total			

		Total	11,157	75.7%	
--	--	-------	--------	-------	--

Valid	Invalid	Minimum	Maximum
3581	11157	0	1

H2LR3 - S22Q3 TELL LOVE NONFAMILY MEMBER-W2

Type	Code
Measurement Unit	numeric
H2LR3	3. In the last 18 months, did you tell someone who was not a member of your family that you liked or loved them?

			Frequency	% of total	% of valid
Valid	0	no	797	5.41%	31.98%
	1	yes	1695	11.5%	68.02%
		Total	2,492	16.91%	100%
Missing	6	refused	16	0.11%	
	7	legitimate skip	12217	82.89%	
	8	don't know	13	0.09%	
		Total	12,246	83.09%	

Valid	Invalid	Minimum	Maximum
2492	12246	0	1

H2LR4 - S22Q4 DO THESE THINGS W/ SAME PERSON-W2

Type	Code
Measurement Unit	numeric
H2LR4	4. Did you do these three things with the same person?

			Frequency	% of total	% of valid
Valid	0	no	307	2.08%	18.14%
	1	yes	1385	9.4%	81.86%
		Total	1,692	11.48%	100%
Missing	6	refused	18	0.12%	
	7	legitimate skip	13014	88.3%	
	8	don't know	14	0.09%	
		Total	13,046	88.52%	

Valid	Invalid	Minimum	Maximum
1692	13046	0	1

 H2CO1 - S23Q1 EVER TOUCH ANOTHERS GENITALS-W2

Type	Code
Measurement Unit	numeric
H2CO1	1. Have you ever touched another person's genitals, that is their private parts, or has another person ever touched your genitals in a sexual way?

			Frequency	% of total	% of valid
Valid	0	no	5324	36.12%	39.01%
	1	yes	8315	56.42%	60.92%
	2	invalid response	9	0.06%	0.07%
Total			13,648	92.6%	100%
Missing	.	missing	999	6.78%	
	6	refused	65	0.44%	
	8	don't know	26	0.18%	
Total			1,090	7.4%	

Valid	Invalid	Minimum	Maximum
13648	1090	0	2

 H2CO2 - S23Q2 EVER HAVE SEX-W2

Type	Code
Measurement Unit	numeric
H2CO2	2. Have you ever had sexual intercourse? When we say sexual intercourse, we mean when a male inserts his penis into a female's vagina.

			Frequency	% of total	% of valid
Valid	0	no	8107	55.01%	55.35%
	1	yes	6541	44.38%	44.65%
	Total			14,648	99.39%
Missing	6	refused	61	0.41%	
	8	don't know	29	0.2%	
	Total			90	0.61%

Valid	Invalid	Minimum	Maximum
14648	90	0	1

 H2CO3M - S23Q3M FIRST TIME SEX-MONTH-W2

Type	Code
Measurement Unit	numeric

H2CO3M	3M. In what month [and year] did you have sexual intercourse for the very first time?
--------	---

			Frequency	% of total	% of valid
Valid	1	January	488	3.31%	8.19%
	2	February	553	3.75%	9.28%
	3	March	576	3.91%	9.67%
	4	April	635	4.31%	10.66%
	5	May	656	4.45%	11.01%
	6	June	739	5.01%	12.41%
	7	July	504	3.42%	8.46%
	8	August	398	2.7%	6.68%
	9	September	313	2.12%	5.25%
	10	October	374	2.54%	6.28%
	11	November	342	2.32%	5.74%
	12	December	379	2.57%	6.36%
		Total	5,957	40.42%	100%
Missing	.		4	0.03%	
	96	refused	143	0.97%	
	97	legitimate skip	8197	55.62%	
	98	don't know	437	2.97%	
		Total	8,781	59.58%	

Valid	Invalid	Minimum	Maximum
5957	8781	1	12

Type	Code
Measurement Unit	numeric
H2CO3Y	3Y. In what [month and] year did you have sexual intercourse for the very first time?

			Frequency	% of total	% of valid
--	--	--	-----------	------------	------------

Valid	76	1976-1977	1	0.01%	0.02%
	78	1978-1979	4	0.03%	0.07%
	80	1980-1981	10	0.07%	0.17%
	82	1982-1983	5	0.03%	0.08%
	84	1984	9	0.06%	0.15%
	85	1985	17	0.12%	0.28%
	86	1986	23	0.16%	0.38%
	87	1987	36	0.24%	0.6%
	88	1988	31	0.21%	0.52%
	89	1989	111	0.75%	1.85%
	90	1990	229	1.55%	3.82%
	91	1991	197	1.34%	3.28%
	92	1992	442	3%	7.37%
	93	1993	806	5.47%	13.44%
	94	1994	1365	9.26%	22.75%
	95	1995	1736	11.78%	28.94%
96	1996	977	6.63%	16.29%	
		Total	5,999	40.7%	100%
Missing	.	missing	4	0.03%	
	996	refused	137	0.93%	
	997	legitimate skip	8197	55.62%	
	998	don't know	401	2.72%	
		Total	8,739	59.3%	

Valid	Invalid	Minimum	Maximum
5999	8739	76	96

H2CO4 - S23Q4 FIRST TIME SEX-USE BIRTHCONTROL-W2

Type	Code
Measurement Unit	numeric
H2CO4	4. Did you or your partner use any method of birth control the first time you had sexual intercourse?

			Frequency	% of total	% of valid
Valid	0	no	552	3.75%	29.25%
	1	yes	1335	9.06%	70.75%
		Total	1,887	12.8%	100%
Missing	6	refused	1	0.01%	
	7	legitimate skip	12848	87.18%	
	8	don't know	2	0.01%	
		Total	12,851	87.2%	

Valid	Invalid	Minimum	Maximum
1887	12851	0	1

H2CO5A - S23Q5A FIRST TIME SEX-METHOD 1-W2

Type	Code
Measurement Unit	numeric
H2CO5A	5A. What method of birth control did you or your partner use the first time you had sexual intercourse?

			Frequency	% of total	% of valid
Valid	1	condoms (rubbers)	1181	8.01%	88.6%
	2	withdrawal	21	0.14%	1.58%
	3	rhythm (safe time)	5	0.03%	0.38%
	4	birth control pills	59	0.4%	4.43%
	6	foam, jelly, creme, suppositories	2	0.01%	0.15%
	7	diaphragm, with or without jelly	2	0.01%	0.15%
	9	Norplant	3	0.02%	0.23%
	10	ring	3	0.02%	0.23%
	11	Depo Provera	27	0.18%	2.03%
	12	contraceptive film	20	0.14%	1.5%
	13	some other method	10	0.07%	0.75%
		Total	1,333	9.04%	100%
	Missing	97	legitimate skip	13403	90.94%
98		don't know	2	0.01%	
	Total	13,405	90.96%		

Valid	Invalid	Minimum	Maximum
1333	13405	1	13

H2CO5B - S23Q5B FIRST TIME SEX-METHOD 2-W2

Type	Code
Measurement Unit	numeric
H2CO5B	5B. What [other] method of birth control did you or your partner use the first time you had sexual intercourse?

	Frequency	% of total	% of valid
--	-----------	------------	------------

Valid	1	condoms (rubbers)	69	0.47%	5.19%
	2	withdrawal	214	1.45%	16.1%
	3	rhythm (safe time)	40	0.27%	3.01%
	4	birth control pills	163	1.11%	12.26%
	5	vaginal sponge	3	0.02%	0.23%
	6	foam, jelly, creme, suppositories	19	0.13%	1.43%
	7	diaphragm, with or without jelly	3	0.02%	0.23%
	8	IUD (intrauterine device)	3	0.02%	0.23%
	9	Norplant	1	0.01%	0.08%
	10	ring	1	0.01%	0.08%
	11	Depo Provera	12	0.08%	0.9%
	12	contraceptive film	5	0.03%	0.38%
	13	some other method	20	0.14%	1.5%
	14	no other method	776	5.27%	58.39%
		Total	1,329	9.02%	100%
Missing	96	refused	2	0.01%	
	97	legitimate skip	13405	90.96%	
	98	don't know	2	0.01%	
		Total	13,409	90.98%	

Valid	Invalid	Minimum	Maximum
1329	13409	1	14

 H2CO5C - S23Q5C FIRST TIME SEX-METHOD 3-W2

Type	Code
Measurement Unit	numeric
H2CO5C	5C. What [other] method of birth control did you or your partner use the first time you had sexual intercourse?

	Frequency	% of total	% of valid
--	-----------	------------	------------

Valid	1	condoms (rubbers)	9	0.06%	1.64%
	2	withdrawal	35	0.24%	6.36%
	3	rhythm (safe time)	32	0.22%	5.82%
	4	birth control pills	24	0.16%	4.36%
	5	vaginal sponge	5	0.03%	0.91%
	6	foam, jelly, creme, suppositories	8	0.05%	1.45%
	7	diaphragm, with or without jelly	2	0.01%	0.36%
	8	IUD (intrauterine device)	1	0.01%	0.18%
	9	Norplant	2	0.01%	0.36%
	11	Depo Provera	3	0.02%	0.55%
	12	contraceptive film	2	0.01%	0.36%
	13	some other method	23	0.16%	4.18%
	14	no other method	404	2.74%	73.45%
			Total	550	3.73%
Missing	96	refused	1	0.01%	
	97	legitimate skip	14185	96.25%	
	98	don't know	2	0.01%	
		Total	14,188	96.27%	

Valid	Invalid	Minimum	Maximum
550	14188	1	14

Type	Code
Measurement Unit	numeric
H2CO6M	6M. In what month [and year] did you have sexual intercourse most recently?

			Frequency	% of total	% of valid
Valid	1	January	280	1.9%	4.64%
	2	February	337	2.29%	5.58%
	3	March	462	3.13%	7.65%
	4	April	1029	6.98%	17.04%
	5	May	1484	10.07%	24.57%
	6	June	1142	7.75%	18.91%
	7	July	547	3.71%	9.06%
	8	August	239	1.62%	3.96%
	9	September	102	0.69%	1.69%
	10	October	107	0.73%	1.77%
	11	November	131	0.89%	2.17%
	12	December	179	1.21%	2.96%
		Total	6,039	40.98%	100%

Missing	.		8	0.05%	
	96	refused	161	1.09%	
	97	legitimate skip	8197	55.62%	
	98	don't know	333	2.26%	
		Total	8,699	59.02%	

Valid	Invalid	Minimum	Maximum
6039	8699	1	12

Type	Code
Measurement Unit	numeric
H2CO6Y	6Y. In what [month and] year did you have sexual intercourse most recently?

			Frequency	% of total	% of valid
Valid	76	1976-1980	2	0.01%	0.03%
	81	1981-1986	7	0.05%	0.12%
	87	1987-1988	3	0.02%	0.05%
	89	1989	9	0.06%	0.15%
	90	1990	21	0.14%	0.35%
	91	1991	14	0.09%	0.23%
	92	1992	33	0.22%	0.54%
	93	1993	79	0.54%	1.3%
	94	1994	232	1.57%	3.82%
	95	1995	1079	7.32%	17.78%
	96	1996	4590	31.14%	75.63%
		Total	6,069	41.18%	100%
Missing	.	missing	8	0.05%	
	996	refused	152	1.03%	
	997	legitimate skip	8197	55.62%	
	998	don't know	312	2.12%	
		Total	8,669	58.82%	

Valid	Invalid	Minimum	Maximum
6069	8669	76	96

Type	Code
Measurement Unit	numeric
H2CO7	7. Did you or your partner use any method of birth control when you had sexual intercourse most recently?

			Frequency	% of total	% of valid
Valid	0	no	1427	9.68%	27.23%
	1	yes	3557	24.13%	67.88%
	3	you only had intercourse once	256	1.74%	4.89%
Total			5,240	35.55%	100%
Missing	6	refused	1	0.01%	
	7	legitimate skip	9496	64.43%	
	8	don't know	1	0.01%	
Total			9,498	64.45%	

Valid	Invalid	Minimum	Maximum
5240	9498	0	3

Type	Code
Measurement Unit	numeric
H2CO8A	8A. What method of birth control did you or your partner use [most recently]?

			Frequency	% of total	% of valid
Valid	1	condoms (rubbers)	2724	18.48%	76.69%
	2	withdrawal	118	0.8%	3.32%
	3	rhythm (safe time)	8	0.05%	0.23%
	4	birth control pills	461	3.13%	12.98%
	5	vaginal sponge	1	0.01%	0.03%
	6	foam, jelly, creme, suppositories	11	0.07%	0.31%
	8	IUD (intrauterine device)	3	0.02%	0.08%
	9	Norplant	13	0.09%	0.37%
	10	ring	14	0.09%	0.39%
	11	Depo Provera	127	0.86%	3.58%
	12	contraceptive film	37	0.25%	1.04%
	13	some other method	35	0.24%	0.99%
	Total			3,552	24.1%
Missing	96	refused	4	0.03%	
	97	legitimate skip	11181	75.87%	
	98	don't know	1	0.01%	
Total			11,186	75.9%	

Valid	Invalid	Minimum	Maximum
3552	11186	1	13



Type	Code
Measurement Unit	numeric
H2CO8B	8B. What [other] method of birth control did you or your partner use [most recently]?

			Frequency	% of total	% of valid
Valid	1	condoms (rubbers)	279	1.89%	7.87%
	2	withdrawal	582	3.95%	16.41%
	3	rhythm (safe time)	57	0.39%	1.61%
	4	birth control pills	519	3.52%	14.64%
	5	vaginal sponge	5	0.03%	0.14%
	6	foam, jelly, creme, suppositories	51	0.35%	1.44%
	7	diaphragm, with or without jelly	8	0.05%	0.23%
	8	IUD (intrauterine device)	2	0.01%	0.06%
	9	Norplant	14	0.09%	0.39%
	10	ring	5	0.03%	0.14%
	11	Depo Provera	55	0.37%	1.55%
	12	contraceptive film	13	0.09%	0.37%
	13	some other method	48	0.33%	1.35%
	14	no other method	1908	12.95%	53.81%
	Total	3,546	24.06%	100%	
Missing	96	refused	2	0.01%	
	97	legitimate skip	11186	75.9%	
	98	don't know	4	0.03%	
	Total	11,192	75.94%		

Valid	Invalid	Minimum	Maximum
3546	11192	1	14



Type	Code
Measurement Unit	numeric
H2CO8C	8C. What [other] method of birth control did you or your partner use [most recently]?

			Frequency	% of total	% of valid
--	--	--	-----------	------------	------------

Valid	1	condoms (rubbers)	22	0.15%	1.35%
	2	withdrawal	135	0.92%	8.27%
	3	rhythm (safe time)	93	0.63%	5.7%
	4	birth control pills	116	0.79%	7.1%
	5	vaginal sponge	13	0.09%	0.8%
	6	foam, jelly, creme, suppositories	28	0.19%	1.71%
	7	diaphragm, with or without jelly	10	0.07%	0.61%
	8	IUD (intrauterine device)	1	0.01%	0.06%
	9	Norplant	1	0.01%	0.06%
	10	ring	3	0.02%	0.18%
	11	Depo Provera	5	0.03%	0.31%
	12	contraceptive film	5	0.03%	0.31%
	13	some other method	30	0.2%	1.84%
	14	no other method	1171	7.95%	71.71%
		Total	1,633	11.08%	100%
Missing	96	refused	3	0.02%	
	97	legitimate skip	13100	88.89%	
	98	don't know	2	0.01%	
		Total	13,105	88.92%	

Valid	Invalid	Minimum	Maximum
1633	13105	1	14

Type	Code
Measurement Unit	numeric
H2CO9	9. Since {MOLI}, {HAVE YOU/HAS A PARTNER OF YOURS} ever used a condom during sexual intercourse?

			Frequency	% of total	% of valid
Valid	0	no	746	5.06%	40.77%
	1	yes	1084	7.36%	59.23%
		Total	1,830	12.42%	100%
Missing	6	refused	4	0.03%	
	7	legitimate skip	12902	87.54%	
	8	don't know	2	0.01%	
		Total	12,908	87.58%	

Valid	Invalid	Minimum	Maximum
1830	12908	0	1

 H2CO10 - S23Q10 SINCE MOLI-HOW OFTEN USE CONDOM-W

Type	Code
Measurement Unit	numeric
H2CO10	10. Thinking about all the times you have had sexual intercourse since {MOLI}, about what proportion of the time {HAVE YOU/HAS A PARTNER OF YOURS} used a condom?

			Frequency	% of total	% of valid
Valid	2	some of the time	505	3.43%	46.67%
	3	half of the time	158	1.07%	14.6%
	4	most of the time	247	1.68%	22.83%
	5	all of the time	172	1.17%	15.9%
		Total	1,082	7.34%	100%
Missing	7	legitimate skip	13654	92.64%	
	8	don't know	2	0.01%	
		Total	13,656	92.66%	

Valid	Invalid	Minimum	Maximum
1082	13656	2	5

 H2CO11 - S23Q11 PAST 12 MOS-HOW OFTEN USE BC-W2

Type	Code
Measurement Unit	numeric
H2CO11	11. Thinking of all the times you have had sexual intercourse during the past 12 months, about what proportion of the time have you or a partner of yours used birth control, that is, some form of pregnancy protection?

			Frequency	% of total	% of valid
Valid	1	none of the time	370	2.51%	7.12%
	2	some of the time	1068	7.25%	20.54%
	3	half of the time	409	2.78%	7.87%
	4	most of the time	1021	6.93%	19.63%
	5	all of the time	2332	15.82%	44.85%
		Total	5,200	35.28%	100%
Missing	.	missing	29	0.2%	
	6	refused	4	0.03%	
	7	legitimate skip	9496	64.43%	
	8	don't know	9	0.06%	
		Total	9,538	64.72%	

Valid	Invalid	Minimum	Maximum
5200	9538	1	5

H2CO12 - S23Q12 FORCED SEX-W2

Type	Code
Measurement Unit	numeric
H2CO12	12. [If Respondent is male:] Since {MOLI}, did you ever physically force someone to have sexual intercourse against her will? [If Respondent is female:] Since {MOLI}, were you ever physically forced to have sexual intercourse against your will?

			Frequency	% of total	% of valid
Valid	0	no	4966	33.7%	94.75%
	1	yes	275	1.87%	5.25%
	Total		5,241	35.56%	100%
Missing	6	refused	1	0.01%	
	7	legitimate skip	9496	64.43%	
	Total		9,497	64.44%	

Valid	Invalid	Minimum	Maximum
5241	9497	0	1

H2CO13 - S23Q13 EVER HAD ANAL INTERCOURSE-W2

Type	Code
Measurement Unit	numeric
H2CO13	13. Have you ever had anal intercourse? When we say anal intercourse, we mean when a male inserts his penis into another person's anus.

			Frequency	% of total	% of valid
Valid	0	no	7118	48.3%	86.86%
	1	yes	1077	7.31%	13.14%
	Total		8,195	55.6%	100%
Missing	6	refused	14	0.09%	
	7	legitimate skip	6513	44.19%	
	8	don't know	16	0.11%	
	Total		6,543	44.4%	

Valid	Invalid	Minimum	Maximum
8195	6543	0	1

 H2CO14 - S23Q14 GET BIRTHCONTROL FR DR/CLINIC-W2

Type	Code
Measurement Unit	numeric
H2CO14	14. [If Respondent is female:] Since {MOLI}, have you received a birth control method from a doctor or clinic?

			Frequency	% of total	% of valid
Valid	0	no	1947	13.21%	58.54%
	1	yes	1379	9.36%	41.46%
	Total		3,326	22.57%	100%
Missing	6	refused	1	0.01%	
	7	legitimate skip	11410	77.42%	
	8	don't know	1	0.01%	
	Total		11,412	77.43%	

Valid	Invalid	Minimum	Maximum
3326	11412	0	1

 H2CO15A - S23Q15A GET METHOD 1-W2

Type	Code
Measurement Unit	numeric
H2CO15A	15A. [If Respondent is female:] What method of birth control did you receive?

			Frequency	% of total	% of valid
Valid	1	condoms (rubbers)	340	2.31%	24.78%
	2	withdrawal	6	0.04%	0.44%
	3	rhythm (safe time)	3	0.02%	0.22%
	4	birth control pills	765	5.19%	55.76%
	5	vaginal sponge	1	0.01%	0.07%
	7	diaphragm, with or without jelly	4	0.03%	0.29%
	8	IUD (intrauterine device)	2	0.01%	0.15%
	9	Norplant	13	0.09%	0.95%
	10	ring	1	0.01%	0.07%
	11	Depo Provera	210	1.42%	15.31%
	12	contraceptive film	6	0.04%	0.44%
	13	some other method	21	0.14%	1.53%
	Total		1,372	9.31%	100%
Missing	96	refused	3	0.02%	
	97	legitimate skip	13359	90.64%	
	98	don't know	4	0.03%	

	Total	13,366	90.69%
--	-------	--------	--------

Valid	Invalid	Minimum	Maximum
1372	13366	1	13

Type	Code
Measurement Unit	numeric
H2CO15B	15B. [If Respondent is female:] What [other] method of birth control did you receive?

			Frequency	% of total	% of valid
Valid	1	condoms (rubbers)	276	1.87%	20.15%
	2	withdrawal	31	0.21%	2.26%
	3	rhythm (safe time)	5	0.03%	0.36%
	4	birth control pills	215	1.46%	15.69%
	5	vaginal sponge	5	0.03%	0.36%
	6	foam, jelly, creme, suppositories	19	0.13%	1.39%
	7	diaphragm, with or without jelly	2	0.01%	0.15%
	9	Norplant	6	0.04%	0.44%
	10	ring	1	0.01%	0.07%
	11	Depo Provera	28	0.19%	2.04%
	12	contraceptive film	5	0.03%	0.36%
	13	some other method	15	0.1%	1.09%
	14	no other method	762	5.17%	55.62%
		Total		1,370	9.3%
Missing	96	refused	1	0.01%	
	97	legitimate skip	13366	90.69%	
	98	don't know	1	0.01%	
	Total		13,368	90.7%	

Valid	Invalid	Minimum	Maximum
1370	13368	1	14

Type	Code
Measurement Unit	numeric
H2CO15C	15C. [If Respondent is female:] What [other] method of birth control did you receive?

	Frequency	% of total	% of valid
--	-----------	------------	------------

Valid	1	condoms (rubbers)	23	0.16%	3.8%
	2	withdrawal	29	0.2%	4.79%
	3	rhythm (safe time)	12	0.08%	1.98%
	4	birth control pills	22	0.15%	3.64%
	5	vaginal sponge	13	0.09%	2.15%
	6	foam, jelly, creme, suppositories	52	0.35%	8.6%
	9	Norplant	2	0.01%	0.33%
	11	Depo Provera	11	0.07%	1.82%
	12	contraceptive film	17	0.12%	2.81%
	13	some other method	9	0.06%	1.49%
	14	no other method	415	2.82%	68.6%
		Total	605	4.11%	100%
Missing	96	refused	2	0.01%	
	97	legitimate skip	14130	95.87%	
	98	don't know	1	0.01%	
		Total	14,133	95.89%	

Valid	Invalid	Minimum	Maximum
605	14133	1	14

Type	Code
Measurement Unit	numeric
H2CO16	16. [If Respondent is female:] Since {MOLI}, have you ever taken birth control pills regularly for at least one monthly cycle?

			Frequency	% of total	% of valid
Valid	0	no	495	3.36%	36.03%
	1	yes	879	5.96%	63.97%
		Total	1,374	9.32%	100%
Missing	6	refused	3	0.02%	
	7	legitimate skip	13359	90.64%	
	8	don't know	2	0.01%	
		Total	13,364	90.68%	

Valid	Invalid	Minimum	Maximum
1374	13364	0	1

Type	Code
------	------

Measurement Unit	numeric
H2CO17M	17M. [If Respondent is female:] Since {MOLI}, in what month [and year] did you first take birth control pills regularly for at least one monthly cycle?

			Frequency	% of total	% of valid
Valid	1	January	61	0.41%	7%
	2	February	64	0.43%	7.34%
	3	March	66	0.45%	7.57%
	4	April	63	0.43%	7.22%
	5	May	77	0.52%	8.83%
	6	June	119	0.81%	13.65%
	7	July	101	0.69%	11.58%
	8	August	105	0.71%	12.04%
	9	September	72	0.49%	8.26%
	10	October	53	0.36%	6.08%
	11	November	44	0.3%	5.05%
	12	December	47	0.32%	5.39%
		Total	872	5.92%	100%
Missing	96	refused	4	0.03%	
	97	legitimate skip	13859	94.04%	
	98	don't know	3	0.02%	
		Total	13,866	94.08%	

Valid	Invalid	Minimum	Maximum
872	13866	1	12

Type	Code
Measurement Unit	numeric
H2CO17Y	17Y. [If Respondent is female:] Since {MOLI}, in what [month and] year did you first take birth control pills regularly for at least one monthly cycle?

			Frequency	% of total	% of valid
Valid	95	1995	563	3.82%	64.05%
	96	1996	316	2.14%	35.95%
		Total	879	5.96%	100%
Missing	997	legitimate skip	13859	94.04%	
		Total	13,859	94.04%	

Valid	Invalid	Minimum	Maximum
879	13859	95	96

 H2CO18 - S23Q18 CURRENTLY ON BIRTHCONTROL PILL-W2

Type	Code
Measurement Unit	numeric
H2CO18	18. [If Respondent is female:] Are you currently taking birth control pills regularly?

			Frequency	% of total	% of valid
Valid	0	no	248	1.68%	28.25%
	1	yes	630	4.27%	71.75%
Total			878	5.96%	100%
Missing	7	legitimate skip	13859	94.04%	
	8	don't know	1	0.01%	
	Total		13,860	94.04%	

Valid	Invalid	Minimum	Maximum
878	13860	0	1

 H2CO19A - S23Q19A DIAGNOSED-CHLAMYDIA-W2

Type	Code
Measurement Unit	numeric
H2CO19A	19A. Since {MOLI}, have you been told by a doctor or a nurse that you had Chlamydia?

			Frequency	% of total	% of valid
Valid	0	no	6412	43.51%	96.76%
	1	yes	215	1.46%	3.24%
Total			6,627	44.97%	100%
Missing	6	refused	3	0.02%	
	7	legitimate skip	8102	54.97%	
	8	don't know	6	0.04%	
Total			8,111	55.03%	

Valid	Invalid	Minimum	Maximum
6627	8111	0	1

 H2CO19B - S23Q19B DIAGNOSED-SYPHILIS-W2

Type	Code
Measurement Unit	numeric

H2CO19B	19B. Since {MOLI}, have you been told by a doctor or a nurse that you had syphilis?
---------	---

			Frequency	% of total	% of valid
Valid	0	no	6560	44.51%	98.9%
	1	yes	73	0.5%	1.1%
Total			6,633	45.01%	100%
Missing	6	refused	1	0.01%	
	7	legitimate skip	8102	54.97%	
	8	don't know	2	0.01%	
Total			8,105	54.99%	

Valid	Invalid	Minimum	Maximum
6633	8105	0	1

H2CO19C - S23Q19C DIAGNOSED-GONORRHEA-W2

Type	Code
Measurement Unit	numeric
H2CO19C	19C. Since {MOLI}, have you been told by a doctor or a nurse that you had gonorrhea?

			Frequency	% of total	% of valid
Valid	0	no	6553	44.46%	98.81%
	1	yes	79	0.54%	1.19%
Total			6,632	45%	100%
Missing	6	refused	2	0.01%	
	7	legitimate skip	8102	54.97%	
	8	don't know	2	0.01%	
Total			8,106	55%	

Valid	Invalid	Minimum	Maximum
6632	8106	0	1

H2CO19D - S23Q19D DIAGNOSED-HIV/AIDS-W2

Type	Code
Measurement Unit	numeric
H2CO19D	19D. Since {MOLI}, have you been told by a doctor or a nurse that you had HIV or AIDS?

			Frequency	% of total	% of valid
--	--	--	-----------	------------	------------

Valid	0	no	6571	44.59%	99.04%
	1	yes	64	0.43%	0.96%
		Total	6,635	45.02%	100%
Missing	7	legitimate skip	8102	54.97%	
	8	don't know	1	0.01%	
		Total	8,103	54.98%	

Valid	Invalid	Minimum	Maximum
6635	8103	0	1

Type	Code
Measurement Unit	numeric
H2CO19E	19E. Since {MOLI}, have you been told by a doctor or a nurse that you had genital herpes?

			Frequency	% of total	% of valid
Valid	0	no	6566	44.55%	98.97%
	1	yes	68	0.46%	1.03%
		Total	6,634	45.01%	100%
Missing	6	refused	1	0.01%	
	7	legitimate skip	8102	54.97%	
	8	don't know	1	0.01%	
		Total	8,104	54.99%	

Valid	Invalid	Minimum	Maximum
6634	8104	0	1

Type	Code
Measurement Unit	numeric
H2CO19F	19F. Since {MOLI}, have you been told by a doctor or a nurse that you had genital warts?

			Frequency	% of total	% of valid
Valid	0	no	6551	44.45%	98.79%
	1	yes	80	0.54%	1.21%
		Total	6,631	44.99%	100%

Missing	6	refused	2	0.01%	
	7	legitimate skip	8102	54.97%	
	8	don't know	3	0.02%	
		Total	8,107	55.01%	

Valid	Invalid	Minimum	Maximum
6631	8107	0	1

H2CO19G - S23Q19G DIAGNOSED-TRICHOMONIASIS-W2

Type	Code
Measurement Unit	numeric
H2CO19G	19G. Since {MOLI}, have you been told by a doctor or a nurse that you had trichomoniasis?

			Frequency	% of total	% of valid
Valid	0	no	6564	44.54%	98.99%
	1	yes	67	0.45%	1.01%
		Total	6,631	44.99%	100%
Missing	6	refused	1	0.01%	
	7	legitimate skip	8102	54.97%	
	8	don't know	4	0.03%	
		Total	8,107	55.01%	

Valid	Invalid	Minimum	Maximum
6631	8107	0	1

H2CO19H - S23Q19H DIAGNOSED-HEPATITIS B-W2

Type	Code
Measurement Unit	numeric
H2CO19H	19H. Since {MOLI}, have you been told by a doctor or a nurse that you had hepatitis B?

			Frequency	% of total	% of valid
Valid	0	no	6586	44.69%	99.29%
	1	yes	47	0.32%	0.71%
		Total	6,633	45.01%	100%
Missing	7	legitimate skip	8102	54.97%	
	8	don't know	3	0.02%	
		Total	8,105	54.99%	

Valid	Invalid	Minimum	Maximum
-------	---------	---------	---------

6633	8105	0	1
------	------	---	---

H2CO19I - S23Q19I DIAGNOSED-BACTERL VAGINOSIS-W2

Type	Code
Measurement Unit	numeric
H2CO19I	19I. Since {MOLI}, have you been told by a doctor or a nurse that you had [If Respondent is female:] bacterial vaginosis?

			Frequency	% of total	% of valid
Valid	0	no	3238	21.97%	97.44%
	1	yes	85	0.58%	2.56%
	Total		3,323	22.55%	100%
Missing	6	refused	2	0.01%	
	7	legitimate skip	11410	77.42%	
	8	don't know	3	0.02%	
	Total		11,415	77.45%	

Valid	Invalid	Minimum	Maximum
3323	11415	0	1

H2CO19J - S23Q19J DIAGNOSED-NON-GONCL VAGINITIS-W2

Type	Code
Measurement Unit	numeric
H2CO19J	19J. Since {MOLI}, have you been told by a doctor or a nurse that you had [If Respondent is female:] non-gonococcal vaginitis?

			Frequency	% of total	% of valid
Valid	0	no	3300	22.39%	99.34%
	1	yes	22	0.15%	0.66%
	Total		3,322	22.54%	100%
Missing	6	refused	1	0.01%	
	7	legitimate skip	11410	77.42%	
	8	don't know	5	0.03%	
	Total		11,416	77.46%	

Valid	Invalid	Minimum	Maximum
3322	11416	0	1

H2RI1M_1 - S24Q1M PARTNR1-DATE BEGAN-MONTH-W2

Type	Code
------	------

Measurement Unit	numeric
H2RI1M_1	1M_1. 1st Partner: In what month [and year] did your relationship with {INITIALS} begin? That is, when did you first consider {INITIALS} a special friend?

			Frequency	% of total	% of valid
Valid	0	this person is not a romantic friend [After completing H2RI1Y_1, skip to next partner or next section]	145	0.98%	1.78%
	1	January	757	5.14%	9.27%
	2	February	779	5.29%	9.54%
	3	March	772	5.24%	9.45%
	4	April	768	5.21%	9.4%
	5	May	773	5.24%	9.47%
	6	June	718	4.87%	8.79%
	7	July	451	3.06%	5.52%
	8	August	531	3.6%	6.5%
	9	September	594	4.03%	7.27%
	10	October	660	4.48%	8.08%
	11	November	591	4.01%	7.24%
	12	December	627	4.25%	7.68%
		Total	8,166	55.41%	100%
Missing	.	missing	10	0.07%	
	96	refused	74	0.5%	
	97	legitimate skip	5068	34.39%	
	98	don't know	1420	9.63%	
		Total	6,572	44.59%	

Valid	Invalid	Minimum	Maximum
8166	6572	0	12

H2RI1Y_1 - S24Q1Y PARTNR1-DATE BEGAN-YEAR-W2	
Type	Code
Measurement Unit	numeric
H2RI1Y_1	1Y_1. 1st Partner: In what [month and] year did your relationship with {INITIALS} begin? That is, when did you first consider {INITIALS} a special friend?

			Frequency	% of total	% of valid
--	--	--	-----------	------------	------------

Valid	0	this person is not a romantic friend	147	1%	1.66%
	78	1978	1	0.01%	0.01%
	79	1979	2	0.01%	0.02%
	80	1980	1	0.01%	0.01%
	82	1982	1	0.01%	0.01%
	83	1983	1	0.01%	0.01%
	84	1984	5	0.03%	0.06%
	85	1985	3	0.02%	0.03%
	86	1986	3	0.02%	0.03%
	87	1987	4	0.03%	0.05%
	88	1988	4	0.03%	0.05%
	89	1989	12	0.08%	0.14%
	90	1990	37	0.25%	0.42%
	91	1991	61	0.41%	0.69%
	92	1992	175	1.19%	1.98%
	93	1993	458	3.11%	5.18%
	94	1994	1490	10.11%	16.86%
	95	1995	4025	27.31%	45.53%
	96	1996	2410	16.35%	27.26%
		Total	8,840	59.98%	100%
Missing	.	missing	12	0.08%	
	996	refused	70	0.47%	
	997	legitimate skip	5068	34.39%	
	998	don't know	748	5.08%	
		Total	5,898	40.02%	

Valid	Invalid	Minimum	Maximum
8840	5898	0	96

Type	Numeric (Double)
H2RI2_1	2_1. 1st Partner: How old was {INITIALS} when your romantic relationship began?

			Frequency	% of total	% of valid
Missing	96	refused	26	0.18%	
	97	legitimate skip	5204	35.31%	
	98	don't know	45	0.31%	
		Total	5,275	35.79%	

Valid	Invalid	Minimum	Maximum	Mean	StdDev
-------	---------	---------	---------	------	--------

9463	5275	6	48	16.310895...	2.5549001...
------	------	---	----	--------------	--------------

H2RI3_1 - S24Q3 PARTNR1 APPROX PARTNERS AGE-W2

Type	Numeric (Double)
H2RI3_1	3_1. 1st Partner: About how old was {INITIALS}?

			Frequency	% of total	% of valid
Missing	96	refused	23	0.16%	
	97	legitimate skip	14667	99.52%	
	98	don't know	29	0.2%	
Total			14,719	99.87%	

Valid	Invalid	Minimum	Maximum	Mean	StdDev
19	14719	13	53	19	8.6538366...

H2RI4_1 - S24Q4 PARTNR1 HIS/HER GRADE WHEN MET-W2

Type	Code
Measurement Unit	numeric
H2RI4_1	4_1. 1st Partner: What grade was {INITIALS} in at that time?

			Frequency	% of total	% of valid
Valid	1	first or second grade	30	0.2%	0.32%
	3	third grade	4	0.03%	0.04%
	4	fourth grade	11	0.07%	0.12%
	5	fifth grade	14	0.09%	0.15%
	6	sixth grade	88	0.6%	0.93%
	7	seventh	448	3.04%	4.73%
	8	eighth grade	1060	7.19%	11.19%
	9	ninth grade	1551	10.52%	16.37%
	10	tenth grade	1689	11.46%	17.83%
	11	eleventh grade	1661	11.27%	17.53%
	12	twelfth grade	1091	7.4%	11.52%
	13	beyond twelfth grade	655	4.44%	6.91%
	14	{INITIALS} wasn't in school	1051	7.13%	11.09%
	15	{INITIALS} was in school, but you don't know what grade	69	0.47%	0.73%
	16	you don't know whether {INITIALS} was in school	52	0.35%	0.55%
	Total			9,474	64.28%

Missing	96	refused	23	0.16%	
	97	legitimate skip	5204	35.31%	
	98	don't know	37	0.25%	
		Total	5,264	35.72%	

Valid	Invalid	Minimum	Maximum
9474	5264	1	16

Type	Code
Measurement Unit	numeric
H2RI5_1	5_1. 1st Partner: When your relationship with {INITIALS} began, did you and {INITIALS} go to the same school?

			Frequency	% of total	% of valid
Valid	0	no	3539	24.01%	42.1%
	1	yes	4868	33.03%	57.9%
		Total	8,407	57.04%	100%
Missing	6	refused	14	0.09%	
	7	legitimate skip	6307	42.79%	
	8	don't know	10	0.07%	
		Total	6,331	42.96%	

Valid	Invalid	Minimum	Maximum
8407	6331	0	1

Type	Code
Measurement Unit	numeric
H2RI6_1	6_1. 1st Partner: When your relationship with {INITIALS} began, where did {INITIALS} live?

			Frequency	% of total	% of valid
Valid	1	in your neighborhood	2603	17.66%	27.36%
	2	not in your neighborhood	6912	46.9%	72.64%
		Total	9,515	64.56%	100%
Missing	6	refused	9	0.06%	
	7	legitimate skip	5204	35.31%	
	8	don't know	10	0.07%	
		Total	5,223	35.44%	

Valid	Invalid	Minimum	Maximum
9515	5223	1	2

H2RI7A_1 - S24Q7A PARTNR1-SAME SCHOOL-W2

Type	Code
Measurement Unit	numeric
H2RI7A_1	7A_1. 1st Partner: In what ways did you know {INITIALS} before your romantic relationship began? (If you knew {INITIALS} in more than one way, choose more than one answer.) You went to the same school.

			Frequency	% of total	% of valid
Valid	0	not marked	4963	33.67%	52.24%
	1	marked	4537	30.78%	47.76%
	Total		9,500	64.46%	100%
Missing	6	refused	15	0.1%	
	7	legitimate skip	5204	35.31%	
	8	don't know	19	0.13%	
	Total		5,238	35.54%	

Valid	Invalid	Minimum	Maximum
9500	5238	0	1

H2RI7B_1 - S24Q7B PARTNR1-SAME PL OF WORSHIP-W2

Type	Code
Measurement Unit	numeric
H2RI7B_1	7B_1. 1st Partner: In what ways did you know {INITIALS} before your romantic relationship began? (If you knew {INITIALS} in more than one way, choose more than one answer.) You went to the same church, synagogue, or place of worship.

			Frequency	% of total	% of valid
Valid	0	not marked	8939	60.65%	94.09%
	1	marked	561	3.81%	5.91%
	Total		9,500	64.46%	100%
Missing	6	refused	15	0.1%	
	7	legitimate skip	5204	35.31%	
	8	don't know	19	0.13%	
	Total		5,238	35.54%	

Valid	Invalid	Minimum	Maximum
9500	5238	0	1

 H2RI7C_1 - S24Q7C PARTNR1-NEIGHBORS-W2

Type	Code
Measurement Unit	numeric
H2RI7C_1	7C_1. 1st Partner: In what ways did you know {INITIALS} before your romantic relationship began? (If you knew {INITIALS} in more than one way, choose more than one answer.) You were neighbors.

			Frequency	% of total	% of valid
Valid	0	not marked	9056	61.45%	95.33%
	1	marked	444	3.01%	4.67%
	Total		9,500	64.46%	100%
Missing	6	refused	15	0.1%	
	7	legitimate skip	5204	35.31%	
	8	don't know	19	0.13%	
	Total		5,238	35.54%	

Valid	Invalid	Minimum	Maximum
9500	5238	0	1

 H2RI7D_1 - S24Q7D PARTNR1-CASUAL ACQUAINTANCES-W2

Type	Code
Measurement Unit	numeric
H2RI7D_1	7D_1. 1st Partner: In what ways did you know {INITIALS} before your romantic relationship began? (If you knew {INITIALS} in more than one way, choose more than one answer.) You were casual acquaintances.

			Frequency	% of total	% of valid
Valid	0	not marked	7414	50.31%	78.04%
	1	marked	2086	14.15%	21.96%
	Total		9,500	64.46%	100%
Missing	6	refused	15	0.1%	
	7	legitimate skip	5204	35.31%	
	8	don't know	19	0.13%	
	Total		5,238	35.54%	

Valid	Invalid	Minimum	Maximum
9500	5238	0	1

 H2RI7E_1 - S24Q7E PARTNR1-FRIENDS-W2

Type	Code
Measurement Unit	numeric
H2RI7E_1	7E_1. 1st Partner: In what ways did you know {INITIALS} before your romantic relationship began? (If you knew {INITIALS} in more than one way, choose more than one answer.) You were friends.

			Frequency	% of total	% of valid
Valid	0	not marked	5754	39.04%	60.57%
	1	marked	3746	25.42%	39.43%
Total			9,500	64.46%	100%
Missing	6	refused	15	0.1%	
	7	legitimate skip	5204	35.31%	
	8	don't know	19	0.13%	
Total			5,238	35.54%	

Valid	Invalid	Minimum	Maximum
9500	5238	0	1

H2RI7F_1 - S24Q7F PARTNR1-SHARED MUTUAL FRIEND-W2

Type	Code
Measurement Unit	numeric
H2RI7F_1	7F_1. 1st Partner: In what ways did you know {INITIALS} before your romantic relationship began? (If you knew {INITIALS} in more than one way, choose more than one answer.) {INITIALS} was a friend of another friend of yours.

			Frequency	% of total	% of valid
Valid	0	not marked	5744	38.97%	60.46%
	1	marked	3756	25.49%	39.54%
Total			9,500	64.46%	100%
Missing	6	refused	15	0.1%	
	7	legitimate skip	5204	35.31%	
	8	don't know	19	0.13%	
Total			5,238	35.54%	

Valid	Invalid	Minimum	Maximum
9500	5238	0	1

H2RI7G_1 - S24Q7G PARTNR1-SOME OTHER WAY-W2

Type	Code
Measurement Unit	numeric

H2RI7G_1	7G_1. 1st Partner: In what ways did you know {INITIALS} before your romantic relationship began? (If you knew {INITIALS} in more than one way, choose more than one answer.) Some other way
----------	---

			Frequency	% of total	% of valid
Valid	0	not marked	8347	56.64%	87.86%
	1	marked	1153	7.82%	12.14%
Total			9,500	64.46%	100%
Missing	6	refused	15	0.1%	
	7	legitimate skip	5204	35.31%	
	8	don't know	19	0.13%	
Total			5,238	35.54%	

Valid	Invalid	Minimum	Maximum
9500	5238	0	1

H2RI7H_1 - S24Q7H PARTNR1-DID NOT KNOW BEFORE-W2

Type	Code
Measurement Unit	numeric
H2RI7H_1	7H_1. 1st Partner: In what ways did you know {INITIALS} before your romantic relationship began? (If you knew {INITIALS} in more than one way, choose more than one answer.) You did not know {INITIALS} before your relationship began. Your romantic relationship began at your first meeting.

			Frequency	% of total	% of valid
Valid	0	not marked	8963	60.82%	94.35%
	1	marked	537	3.64%	5.65%
Total			9,500	64.46%	100%
Missing	6	refused	15	0.1%	
	7	legitimate skip	5204	35.31%	
	8	don't know	19	0.13%	
Total			5,238	35.54%	

Valid	Invalid	Minimum	Maximum
9500	5238	0	1

H2RI8_1 - S24Q8 PARTNR1-HOW MANY FRIENDS KNEW-W2

Type	Code
Measurement Unit	numeric
H2RI8_1	8_1. 1st Partner: When your relationship with {INITIALS} began, how many of your close friends knew {INITIALS}?

			Frequency	% of total	% of valid
Valid	1	all of them	2832	19.22%	29.79%
	2	most of them	2810	19.07%	29.55%
	3	a few of them	2396	16.26%	25.2%
	4	one of them	738	5.01%	7.76%
	5	none of them	687	4.66%	7.23%
	6	when your romantic relationship with {INITIALS} began, you had no close friends	45	0.31%	0.47%
Total			9,508	64.51%	100%
Missing	96	refused	15	0.1%	
	97	legitimate skip	5204	35.31%	
	98	don't know	11	0.07%	
Total			5,230	35.49%	

Valid	Invalid	Minimum	Maximum
9508	5230	1	6

H2RI9_1 - S24Q9 PARTNR1-INSULT YOU IN PUBLIC-W2

Type	Code
Measurement Unit	numeric
H2RI9_1	9_1. 1st Partner: Did {INITIALS} call you names, insult you, or treat you disrespectfully in front of others?

			Frequency	% of total	% of valid
Valid	0	no	8314	56.41%	87.41%
	1	yes	1197	8.12%	12.59%
Total			9,511	64.53%	100%
Missing	6	refused	14	0.09%	
	7	legitimate skip	5204	35.31%	
	8	don't know	9	0.06%	
Total			5,227	35.47%	

Valid	Invalid	Minimum	Maximum
9511	5227	0	1

H2RI10M1 - S24Q10 PARTNR1-MONTH FIRST OCCURRED-W2

Type	Code
Measurement Unit	numeric
H2RI10M1	10M1. 1st Partner: In what month [and year] did {INITIALS} first do this?

			Frequency	% of total	% of valid
Valid	1	January	107	0.73%	11.41%
	2	February	85	0.58%	9.06%
	3	March	92	0.62%	9.81%
	4	April	131	0.89%	13.97%
	5	May	116	0.79%	12.37%
	6	June	93	0.63%	9.91%
	7	July	47	0.32%	5.01%
	8	August	39	0.26%	4.16%
	9	September	54	0.37%	5.76%
	10	October	53	0.36%	5.65%
	11	November	48	0.33%	5.12%
	12	December	73	0.5%	7.78%
		Total	938	6.36%	100%
Missing	96	refused	17	0.12%	
	97	legitimate skip	13541	91.88%	
	98	don't know	242	1.64%	
		Total	13,800	93.64%	

Valid	Invalid	Minimum	Maximum
938	13800	1	12

Type	Code
Measurement Unit	numeric
H2RI10Y1	10Y1. 1st Partner: In what [month and] year did {INITIALS} first do this?
OutputVariableName]

			Frequency	% of total	% of valid
Valid	88	1988	1	0.01%	0.1%
	90	1990	1	0.01%	0.1%
	91	1991	1	0.01%	0.1%
	92	1992	5	0.03%	0.52%
	93	1993	37	0.25%	3.86%
	94	1994	92	0.62%	9.6%
	95	1995	428	2.9%	44.68%
	96	1996	393	2.67%	41.02%
		Total	958	6.5%	100%
Missing	996	refused	20	0.14%	
	997	legitimate skip	13541	91.88%	
	998	don't know	219	1.49%	

		Total	13,780	93.5%	
--	--	-------	--------	-------	--

Valid	Invalid	Minimum	Maximum
958	13780	88	96

Type	Code
Measurement Unit	numeric
H2RI11_1	11_1. 1st Partner: Did {INITIALS} swear at you?

			Frequency	% of total	% of valid
Valid	0	no	7598	51.55%	79.91%
	1	yes	1910	12.96%	20.09%
	Total		9,508	64.51%	100%
Missing	6	refused	13	0.09%	
	7	legitimate skip	5204	35.31%	
	8	don't know	13	0.09%	
	Total		5,230	35.49%	

Valid	Invalid	Minimum	Maximum
9508	5230	0	1

Type	Code
Measurement Unit	numeric
H2RI12M1	12M1. 1st Partner: In what month [and year] did {INITIALS} first do this?

			Frequency	% of total	% of valid
Valid	1	January	134	0.91%	9.25%
	2	February	125	0.85%	8.63%
	3	March	172	1.17%	11.87%
	4	April	184	1.25%	12.7%
	5	May	198	1.34%	13.66%
	6	June	131	0.89%	9.04%
	7	July	78	0.53%	5.38%
	8	August	88	0.6%	6.07%
	9	September	80	0.54%	5.52%
	10	October	72	0.49%	4.97%
	11	November	85	0.58%	5.87%
	12	December	102	0.69%	7.04%
Total		1,449	9.83%	100%	

Missing	.	missing	1	0.01%	
	96	refused	23	0.16%	
	97	legitimate skip	12828	87.04%	
	98	don't know	437	2.97%	
		Total	13,289	90.17%	

Valid	Invalid	Minimum	Maximum
1449	13289	1	12

H2RI12Y1 - S24Q12 PARTNR1-YEAR FIRST OCCURRED-W2

Type	Code
Measurement Unit	numeric
H2RI12Y1	12Y1. 1st Partner: In what [month and] year did {INITIALS} first do this?

			Frequency	% of total	% of valid
Valid	91	1991	4	0.03%	0.26%
	92	1992	6	0.04%	0.39%
	93	1993	59	0.4%	3.86%
	94	1994	170	1.15%	11.13%
	95	1995	659	4.47%	43.16%
	96	1996	629	4.27%	41.19%
		Total	1,527	10.36%	100%
Missing	.	missing	1	0.01%	
	996	refused	25	0.17%	
	997	legitimate skip	12828	87.04%	
	998	don't know	357	2.42%	
		Total	13,211	89.64%	

Valid	Invalid	Minimum	Maximum
1527	13211	91	96

H2RI13_1 - S24Q13 PARTNR1-THREATEN WITH VIOLENCE-W2

Type	Code
Measurement Unit	numeric
H2RI13_1	13_1. 1st Partner: Did {INITIALS} threaten you with violence?

			Frequency	% of total	% of valid
Valid	0	no	9165	62.19%	96.34%
	1	yes	348	2.36%	3.66%
		Total	9,513	64.55%	100%

Missing	6	refused	11	0.07%	
	7	legitimate skip	5204	35.31%	
	8	don't know	10	0.07%	
		Total	5,225	35.45%	

Valid	Invalid	Minimum	Maximum
9513	5225	0	1

Type	Code
Measurement Unit	numeric
H2RI14M1	14M1. 1st Partner: In what month [and year] did {INITIALS} first do this?

			Frequency	% of total	% of valid
Valid	1	January	25	0.17%	9.43%
	2	February	19	0.13%	7.17%
	3	March	29	0.2%	10.94%
	4	April	33	0.22%	12.45%
	5	May	41	0.28%	15.47%
	6	June	29	0.2%	10.94%
	7	July	19	0.13%	7.17%
	8	August	14	0.09%	5.28%
	9	September	13	0.09%	4.91%
	10	October	16	0.11%	6.04%
	11	November	12	0.08%	4.53%
	12	December	15	0.1%	5.66%
		Total		265	1.8%
Missing	.	missing	1	0.01%	
	96	refused	8	0.05%	
	97	legitimate skip	14390	97.64%	
	98	don't know	74	0.5%	
		Total		14,473	98.2%

Valid	Invalid	Minimum	Maximum
265	14473	1	12

Type	Code
Measurement Unit	numeric
H2RI14Y1	14Y1. 1st Partner: In what [month and] year did {INITIALS} first do this?

			Frequency	% of total	% of valid
Valid	90	1990	1	0.01%	0.37%
	93	1993	13	0.09%	4.78%
	94	1994	19	0.13%	6.99%
	95	1995	122	0.83%	44.85%
	96	1996	117	0.79%	43.01%
		Total	272	1.85%	100%
Missing	.	missing	1	0.01%	
	996	refused	8	0.05%	
	997	legitimate skip	14390	97.64%	
	998	don't know	67	0.45%	
		Total	14,466	98.15%	

Valid	Invalid	Minimum	Maximum
272	14466	90	96

Type	Code
Measurement Unit	numeric
H2RI15_1	15_1. 1st Partner: Did {INITIALS} push or shove you?

			Frequency	% of total	% of valid
Valid	0	no	8739	59.3%	59.3%
	1	yes	779	5.29%	5.29%
	6	refused	10	0.07%	0.07%
	7	legitimate skip	5204	35.31%	35.31%
	8	don't know	6	0.04%	0.04%
		Total	14,738	100%	100%

Valid	Invalid	Minimum	Maximum
14738	0	0	8

Type	Code
Measurement Unit	numeric
H2RI16M1	16M1. 1st Partner: In what month [and year] did {INITIALS} first do this?

			Frequency	% of total	% of valid
--	--	--	-----------	------------	------------

Valid	1	January	56	0.38%	9.41%
	2	February	46	0.31%	7.73%
	3	March	64	0.43%	10.76%
	4	April	85	0.58%	14.29%
	5	May	98	0.66%	16.47%
	6	June	57	0.39%	9.58%
	7	July	39	0.26%	6.55%
	8	August	25	0.17%	4.2%
	9	September	31	0.21%	5.21%
	10	October	29	0.2%	4.87%
	11	November	22	0.15%	3.7%
	12	December	43	0.29%	7.23%
		Total	595	4.04%	100%
Missing	96	refused	11	0.07%	
	97	legitimate skip	13959	94.71%	
	98	don't know	173	1.17%	
		Total	14,143	95.96%	

Valid	Invalid	Minimum	Maximum
595	14143	1	12

Type	Code
Measurement Unit	numeric
H2RI16Y1	16Y1. 1st Partner: In what [month and] year did {INITIALS} first do this?

			Frequency	% of total	% of valid
Valid	91	1991	1	0.01%	0.16%
	92	1992	1	0.01%	0.16%
	93	1993	17	0.12%	2.72%
	94	1994	55	0.37%	8.8%
	95	1995	276	1.87%	44.16%
	96	1996	275	1.87%	44%
		Total	625	4.24%	100%
Missing	996	refused	11	0.07%	
	997	legitimate skip	13959	94.71%	
	998	don't know	143	0.97%	
		Total	14,113	95.76%	

Valid	Invalid	Minimum	Maximum
625	14113	91	96

 H2RI17_1 - S24Q17 PARTNR1-THROW SOMETHING AT YOU-W2

Type	Code
Measurement Unit	numeric
H2RI17_1	17_1. 1st Partner: Did {INITIALS} throw something at you that could hurt you?

			Frequency	% of total	% of valid
Valid	0	no	9263	62.85%	97.32%
	1	yes	255	1.73%	2.68%
Total			9,518	64.58%	100%
Missing	6	refused	12	0.08%	
	7	legitimate skip	5204	35.31%	
	8	don't know	4	0.03%	
Total			5,220	35.42%	

Valid	Invalid	Minimum	Maximum
9518	5220	0	1

 H2RI18M1 - S24Q18 PARTNR1-MONTH FIRST OCCURRED-W2

Type	Code
Measurement Unit	numeric
H2RI18M1	18M1. 1st Partner: In what month [and year] did {INITIALS} first do this?

			Frequency	% of total	% of valid
Valid	1	January	13	0.09%	7.1%
	2	February	13	0.09%	7.1%
	3	March	18	0.12%	9.84%
	4	April	27	0.18%	14.75%
	5	May	26	0.18%	14.21%
	6	June	27	0.18%	14.75%
	7	July	17	0.12%	9.29%
	8	August	13	0.09%	7.1%
	9	September	6	0.04%	3.28%
	10	October	8	0.05%	4.37%
	11	November	10	0.07%	5.46%
	12	December	5	0.03%	2.73%
Total			183	1.24%	100%
Missing	96	refused	7	0.05%	
	97	legitimate skip	14483	98.27%	
	98	don't know	65	0.44%	

	Total	14,555	98.76%	
--	-------	--------	--------	--

Valid	Invalid	Minimum	Maximum
183	14555	1	12

Type	Code
Measurement Unit	numeric
H2RI18Y1	18Y1. 1st Partner: In what [month and] year did {INITIALS} first do this?

			Frequency	% of total	% of valid
Valid	89	1989	1	0.01%	0.51%
	93	1993	8	0.05%	4.04%
	94	1994	14	0.09%	7.07%
	95	1995	94	0.64%	47.47%
	96	1996	75	0.51%	37.88%
	996	refused	6	0.04%	3.03%
	Total	198	1.34%	100%	
Missing	.	missing	1	0.01%	
	997	legitimate skip	14483	98.27%	
	998	don't know	56	0.38%	
	Total	14,540	98.66%		

Valid	Invalid	Minimum	Maximum
198	14540	89	996

Type	Code
Measurement Unit	numeric
H2RI19_1	19_1. 1st Partner: Is your romantic relationship with {INITIALS} still going on?

			Frequency	% of total	% of valid
Valid	0	no	4650	31.55%	48.93%
	1	yes	4853	32.93%	51.07%
	Total	9,503	64.48%	100%	
Missing	6	refused	14	0.09%	
	7	legitimate skip	5204	35.31%	
	8	don't know	17	0.12%	
	Total	5,235	35.52%		

Valid	Invalid	Minimum	Maximum
-------	---------	---------	---------

9503	5235	0	1
------	------	---	---

Type	Code
Measurement Unit	numeric
H2RI20M1	20M1. 1st Partner: In what month [and year] did your relationship with {INITIALS} end?

			Frequency	% of total	% of valid
Valid	1	January	353	2.4%	9.49%
	2	February	370	2.51%	9.95%
	3	March	425	2.88%	11.42%
	4	April	500	3.39%	13.44%
	5	May	563	3.82%	15.13%
	6	June	394	2.67%	10.59%
	7	July	211	1.43%	5.67%
	8	August	195	1.32%	5.24%
	9	September	171	1.16%	4.6%
	10	October	146	0.99%	3.92%
	11	November	168	1.14%	4.52%
	12	December	224	1.52%	6.02%
	Total	3,720	25.24%	100%	
Missing	.		1	0.01%	
	96	refused	37	0.25%	
	97	legitimate skip	10088	68.45%	
	98	don't know	892	6.05%	
	Total	11,018	74.76%		

Valid	Invalid	Minimum	Maximum
3720	11018	1	12

Type	Code
Measurement Unit	numeric
H2RI20Y1	20Y1. 1st Partner: In what [month and] year did your relationship with {INITIALS} end?

			Frequency	% of total	% of valid
--	--	--	-----------	------------	------------

Valid	80	1980	1	0.01%	0.03%
	90	1990	1	0.01%	0.03%
	91	1991	4	0.03%	0.1%
	92	1992	4	0.03%	0.1%
	93	1993	14	0.09%	0.35%
	94	1994	88	0.6%	2.22%
	95	1995	1446	9.81%	36.54%
	96	1996	2399	16.28%	60.63%
		Total	3,957	26.85%	100%
Missing	.	missing	1	0.01%	
	996	refused	39	0.26%	
	997	legitimate skip	10088	68.45%	
	998	don't know	653	4.43%	
		Total	10,781	73.15%	

Valid	Invalid	Minimum	Maximum
3957	10781	80	96

H2RI21_1 - S24Q21 PARTNR1-WHERE LIVE AT END-W2

Type	Code
Measurement Unit	numeric
H2RI21_1	21_1. 1st Partner: When the romantic relationship with {INITIALS} ended, where did {INITIALS} live?

			Frequency	% of total	% of valid
Valid	1	in your neighborhood	1085	7.36%	23.39%
	2	not in your neighborhood	3553	24.11%	76.61%
		Total	4,638	31.47%	100%
Missing	6	refused	4	0.03%	
	7	legitimate skip	10088	68.45%	
	8	don't know	8	0.05%	
		Total	10,100	68.53%	

Valid	Invalid	Minimum	Maximum
4638	10100	1	2

H2RI22_1 - S24Q22 PARTNR1-SAMPLE SCH NOW-W2

Type	Code
Measurement Unit	numeric

H2RI22_1	22_1. 1st Partner: [If SCHOOL YEAR:] Does {INITIALS} go to {SAMPLE SCHOOL}? [If SUMMER:] Did {INITIALS} go to {SAMPLE SCHOOL} this past school year?
----------	--

			Frequency	% of total	% of valid
Valid	0	no	5758	39.07%	60.55%
	1	yes	3751	25.45%	39.45%
Total			9,509	64.52%	100%
Missing	6	refused	18	0.12%	
	7	legitimate skip	5204	35.31%	
	8	don't know	7	0.05%	
Total			5,229	35.48%	

Valid	Invalid	Minimum	Maximum
9509	5229	0	1

H2RI23_1 - S24Q23 PARTNR1-SISTER SCH NOW-W2

Type	Code
Measurement Unit	numeric
H2RI23_1	23_1. 1st Partner: [If SCHOOL YEAR:] Does {INITIALS} go to {SISTER SCHOOL}? [If SUMMER:] Did {INITIALS} go to {SISTER SCHOOL} this past school year?

			Frequency	% of total	% of valid
Valid	0	no	4196	28.47%	93.58%
	1	yes	288	1.95%	6.42%
Total			4,484	30.42%	100%
Missing	6	refused	13	0.09%	
	7	legitimate skip	10238	69.47%	
	8	don't know	3	0.02%	
Total			10,254	69.58%	

Valid	Invalid	Minimum	Maximum
4484	10254	0	1

H2RI24_1 - S24Q24 PARTNR1-SAMPLE SCH 94-95-W2

Type	Code
Measurement Unit	numeric
H2RI24_1	24_1. 1st Partner: [If SCHOOL YEAR:] Did {INITIALS} go to {SAMPLE SCHOOL} during the 1994-95 school year, in other words, last school year? [If SUMMER:] Did {INITIALS} go to {SAMPLE SCHOOL} during the 1994-95 school year, in other words, the school year before this past one?

			Frequency	% of total	% of valid
Valid	0	no	5734	38.91%	60.32%
	1	yes	3772	25.59%	39.68%
Total			9,506	64.5%	100%
Missing	6	refused	20	0.14%	
	7	legitimate skip	5204	35.31%	
	8	don't know	8	0.05%	
Total			5,232	35.5%	

Valid	Invalid	Minimum	Maximum
9506	5232	0	1

H2RI25_1 - S24Q25 PARTNR1-SISTER SCH 94-95-W2

Type	Code
Measurement Unit	numeric
H2RI25_1	25_1. 1st Partner: [If SCHOOL YEAR:] Did {INITIALS} go to {SISTER SCHOOL} during the 1994-95 school year, in other words, last school year? [If SUMMER:] Did {INITIALS} go to {SISTER SCHOOL} the school year before this past one?

			Frequency	% of total	% of valid
Valid	0	no	5318	36.08%	92.71%
	1	yes	418	2.84%	7.29%
Total			5,736	38.92%	100%
Missing	6	refused	15	0.1%	
	7	legitimate skip	8976	60.9%	
	8	don't know	11	0.07%	
Total			9,002	61.08%	

Valid	Invalid	Minimum	Maximum
5736	9002	0	1

H2RI26_1 - S24Q26 PARTNR1-GRADE NOW-W2

Type	Code
Measurement Unit	numeric
H2RI26_1	26_1. 1st Partner: [If SCHOOL YEAR:] What grade is {INITIALS} in now? [If SUMMER:] What grade was {INITIALS} in during the 1995-96 school year?

			Frequency	% of total	% of valid
--	--	--	-----------	------------	------------

Valid	1	first grade	12	0.08%	0.13%
	2	second grade	7	0.05%	0.07%
	3	third grade	2	0.01%	0.02%
	4	fourth grade	1	0.01%	0.01%
	5	fifth grade	3	0.02%	0.03%
	6	sixth grade	30	0.2%	0.32%
	7	seventh grade	201	1.36%	2.13%
	8	eighth grade	803	5.45%	8.49%
	9	ninth grade	1234	8.37%	13.05%
	10	tenth grade	1452	9.85%	15.35%
	11	eleventh grade	1643	11.15%	17.37%
	12	twelfth grade	1438	9.76%	15.2%
	13	{INITIALS} has graduated from high school, and is in another kind of school	965	6.55%	10.2%
	14	{INITIALS} has graduated from high school, and is out of school	923	6.26%	9.76%
	15	{INITIALS} has dropped out of school	502	3.41%	5.31%
	16	{INITIALS} is in school, but you don't know what grade	56	0.38%	0.59%
	17	you don't know whether {INITIALS} is in school	186	1.26%	1.97%
	Total	9,458	64.17%	100%	
Missing	96	refused	32	0.22%	
	97	legitimate skip	5204	35.31%	
	98	don't know	44	0.3%	
	Total	5,280	35.83%		

Valid	Invalid	Minimum	Maximum
9458	5280	1	17

Type	Numeric (Double)
H2RI27_1	27_1. 1st Partner: How old is {INITIALS} now?

			Frequency	% of total	% of valid
Missing	96	refused	25	0.17%	
	97	legitimate skip	5204	35.31%	
	98	don't know	47	0.32%	
	Total		5,276	35.8%	

Valid	Invalid	Minimum	Maximum	Mean	StdDev
9462	5276	6	38	17.310188...	2.6551547...

H2RI28_1 - S24RI28 PARTNR1-HISPANIC/LATINO-W2

Type	Code
Measurement Unit	numeric
H2RI28_1	28_1. 1st Partner: Is {INITIALS} of Hispanic or Latino origin?

			Frequency	% of total	% of valid
Valid	0	no	7981	54.15%	84.1%
	1	yes	1509	10.24%	15.9%
	Total		9,490	64.39%	100%
Missing	6	refused	18	0.12%	
	7	legitimate skip	5204	35.31%	
	8	don't know	26	0.18%	
	Total		5,248	35.61%	

Valid	Invalid	Minimum	Maximum
9490	5248	0	1

H2RI29A1 - S24RI29A PARTNR1-MEXICAN-W2

Type	Code
Measurement Unit	numeric
H2RI29A1	29A1. 1st Partner: What is {INITIALS}'s Hispanic or Latino background? You may choose more than one answer. Mexican/Mexican American

			Frequency	% of total	% of valid
Valid	0	not marked	758	5.14%	50.77%
	1	marked	735	4.99%	49.23%
	Total		1,493	10.13%	100%
Missing	6	refused	3	0.02%	
	7	legitimate skip	13229	89.76%	
	8	don't know	13	0.09%	
	Total		13,245	89.87%	

Valid	Invalid	Minimum	Maximum
1493	13245	0	1

H2RI29B1 - S24RI29B PARTNR1-CHICANO-W2

Type	Code
------	------

Measurement Unit	numeric
H2RI29B1	29B1. 1st Partner: What is {INITIALS}'s Hispanic or Latino background? You may choose more than one answer. Chicano/Chicana

			Frequency	% of total	% of valid
Valid	0	not marked	1374	9.32%	92.03%
	1	marked	119	0.81%	7.97%
	Total		1,493	10.13%	100%
Missing	6	refused	3	0.02%	
	7	legitimate skip	13229	89.76%	
	8	don't know	13	0.09%	
Total		13,245	89.87%		

Valid	Invalid	Minimum	Maximum
1493	13245	0	1

H2RI29C1 - S24RI29C PARTNR1-CUBAN-W2

Type	Code
Measurement Unit	numeric
H2RI29C1	29C1. 1st Partner: What is {INITIALS}'s Hispanic or Latino background? You may choose more than one answer. Cuban/Cuban American

			Frequency	% of total	% of valid
Valid	0	not marked	1294	8.78%	86.67%
	1	marked	199	1.35%	13.33%
	Total		1,493	10.13%	100%
Missing	6	refused	3	0.02%	
	7	legitimate skip	13229	89.76%	
	8	don't know	13	0.09%	
Total		13,245	89.87%		

Valid	Invalid	Minimum	Maximum
1493	13245	0	1

H2RI29D1 - S24RI29D PARTNR1-PUERTO RICAN-W2

Type	Code
Measurement Unit	numeric
H2RI29D1	29D1. 1st Partner: What is {INITIALS}'s Hispanic or Latino background? You may choose more than one answer. Puerto Rican

			Frequency	% of total	% of valid
--	--	--	-----------	------------	------------

Valid	0	not marked	1271	8.62%	85.13%
	1	marked	222	1.51%	14.87%
		Total	1,493	10.13%	100%
Missing	6	refused	3	0.02%	
	7	legitimate skip	13229	89.76%	
	8	don't know	13	0.09%	
		Total	13,245	89.87%	

Valid	Invalid	Minimum	Maximum
1493	13245	0	1

H2RI29E1 - S24RI29E PARTNR1-CENTR/SOUTH AMERICAN-W2

Type	Code
Measurement Unit	numeric
H2RI29E1	29E1. 1st Partner: What is {INITIALS}'s Hispanic or Latino background? You may choose more than one answer. Central/South American

			Frequency	% of total	% of valid
Valid	0	not marked	1354	9.19%	90.69%
	1	marked	139	0.94%	9.31%
		Total	1,493	10.13%	100%
Missing	6	refused	3	0.02%	
	7	legitimate skip	13229	89.76%	
	8	don't know	13	0.09%	
		Total	13,245	89.87%	

Valid	Invalid	Minimum	Maximum
1493	13245	0	1

H2RI29F1 - S24RI29F PARTNR1-OTHER HISPANIC-W2

Type	Code
Measurement Unit	numeric
H2RI29F1	29F1. 1st Partner: What is {INITIALS}'s Hispanic or Latino background? You may choose more than one answer. other Hispanic

			Frequency	% of total	% of valid
Valid	0	not marked	1323	8.98%	88.61%
	1	marked	170	1.15%	11.39%
		Total	1,493	10.13%	100%

Missing	6	refused	3	0.02%	
	7	legitimate skip	13229	89.76%	
	8	don't know	13	0.09%	
		Total	13,245	89.87%	

Valid	Invalid	Minimum	Maximum
1493	13245	0	1

Type	Code
Measurement Unit	numeric
H2RI30A1	30A1. 1st Partner: What is {INITIALS}'s race? If {INITIALS} is of mixed race, you may choose more than one answer. White

			Frequency	% of total	% of valid
Valid	0	not marked	3648	24.75%	38.46%
	1	marked	5838	39.61%	61.54%
		Total	9,486	64.36%	100%
Missing	6	refused	26	0.18%	
	7	legitimate skip	5204	35.31%	
	8	don't know	22	0.15%	
		Total	5,252	35.64%	

Valid	Invalid	Minimum	Maximum
9486	5252	0	1

Type	Code
Measurement Unit	numeric
H2RI30B1	30B1. 1st Partner: What is {INITIALS}'s race? If {INITIALS} is of mixed race, you may choose more than one answer. black or African American

			Frequency	% of total	% of valid
Valid	0	not marked	7403	50.23%	78.04%
	1	marked	2083	14.13%	21.96%
		Total	9,486	64.36%	100%
Missing	6	refused	26	0.18%	
	7	legitimate skip	5204	35.31%	
	8	don't know	22	0.15%	
		Total	5,252	35.64%	

Valid	Invalid	Minimum	Maximum
9486	5252	0	1

Type	Code
Measurement Unit	numeric
H2RI30C1	30C1. 1st Partner: What is {INITIALS}'s race? If {INITIALS} is of mixed race, you may choose more than one answer. American Indian or Native American

			Frequency	% of total	% of valid
Valid	0	not marked	9225	62.59%	97.25%
	1	marked	261	1.77%	2.75%
	Total		9,486	64.36%	100%
Missing	6	refused	26	0.18%	
	7	legitimate skip	5204	35.31%	
	8	don't know	22	0.15%	
	Total		5,252	35.64%	

Valid	Invalid	Minimum	Maximum
9486	5252	0	1

Type	Code
Measurement Unit	numeric
H2RI30D1	30D1. 1st Partner: What is {INITIALS}'s race? If {INITIALS} is of mixed race, you may choose more than one answer. Asian or Pacific Islander

			Frequency	% of total	% of valid
Valid	0	not marked	9034	61.3%	95.24%
	1	marked	452	3.07%	4.76%
	Total		9,486	64.36%	100%
Missing	6	refused	26	0.18%	
	7	legitimate skip	5204	35.31%	
	8	don't know	22	0.15%	
	Total		5,252	35.64%	

Valid	Invalid	Minimum	Maximum
9486	5252	0	1

###

Type	Code
Measurement Unit	numeric
H2RI30E1	30E1. 1st Partner: What is {INITIALS}'s race? If {INITIALS} is of mixed race, you may choose more than one answer. other

			Frequency	% of total	% of valid
Valid	0	not marked	8270	56.11%	87.18%
	1	marked	1216	8.25%	12.82%
Total			9,486	64.36%	100%
Missing	6	refused	26	0.18%	
	7	legitimate skip	5204	35.31%	
	8	don't know	22	0.15%	
Total			5,252	35.64%	

Valid	Invalid	Minimum	Maximum
9486	5252	0	1

H2RI31A1 - S24RI31A PARTNR1-CHINESE-W2

Type	Code
Measurement Unit	numeric
H2RI31A1	31A1. 1st Partner: What is {INITIALS}'s Asian background? You may choose more than one answer. Chinese

			Frequency	% of total	% of valid
Valid	0	not marked	390	2.65%	86.86%
	1	marked	59	0.4%	13.14%
Total			449	3.05%	100%
Missing	6	refused	1	0.01%	
	7	legitimate skip	14286	96.93%	
	8	don't know	2	0.01%	
Total			14,289	96.95%	

Valid	Invalid	Minimum	Maximum
449	14289	0	1

H2RI31B1 - S24RI31B PARTNR1-FILIPINO-W2

Type	Code
Measurement Unit	numeric
H2RI31B1	31B1. 1st Partner: What is {INITIALS}'s Asian background? You may choose more than one answer. Filipino

			Frequency	% of total	% of valid
Valid	0	not marked	226	1.53%	50.33%
	1	marked	223	1.51%	49.67%
Total			449	3.05%	100%
Missing	6	refused	1	0.01%	
	7	legitimate skip	14286	96.93%	
	8	don't know	2	0.01%	
Total			14,289	96.95%	

Valid	Invalid	Minimum	Maximum
449	14289	0	1

Type	Code
Measurement Unit	numeric
H2RI31C1	31C1. 1st Partner: What is {INITIALS}'s Asian background? You may choose more than one answer. Japanese

			Frequency	% of total	% of valid
Valid	0	not marked	407	2.76%	90.65%
	1	marked	42	0.28%	9.35%
Total			449	3.05%	100%
Missing	6	refused	1	0.01%	
	7	legitimate skip	14286	96.93%	
	8	don't know	2	0.01%	
Total			14,289	96.95%	

Valid	Invalid	Minimum	Maximum
449	14289	0	1

Type	Code
Measurement Unit	numeric
H2RI31D1	31D1. 1st Partner: What is {INITIALS}'s Asian background? You may choose more than one answer. Asian Indian

			Frequency	% of total	% of valid
Valid	0	not marked	423	2.87%	94.21%
	1	marked	26	0.18%	5.79%
Total			449	3.05%	100%

Missing	6	refused	1	0.01%	
	7	legitimate skip	14286	96.93%	
	8	don't know	2	0.01%	
		Total	14,289	96.95%	

Valid	Invalid	Minimum	Maximum
449	14289	0	1

H2RI31E1 - S24RI31E PARTNR1-KOREAN-W2

Type	Code
Measurement Unit	numeric
H2RI31E1	31E1. 1st Partner: What is {INITIALS}'s Asian background? You may choose more than one answer. Korean

			Frequency	% of total	% of valid
Valid	0	not marked	412	2.8%	91.76%
	1	marked	37	0.25%	8.24%
		Total	449	3.05%	100%
Missing	6	refused	1	0.01%	
	7	legitimate skip	14286	96.93%	
	8	don't know	2	0.01%	
		Total	14,289	96.95%	

Valid	Invalid	Minimum	Maximum
449	14289	0	1

H2RI31F1 - S24RI31F PARTNR1-VIETNAMESE-W2

Type	Code
Measurement Unit	numeric
H2RI31F1	31F1. 1st Partner: What is {INITIALS}'s Asian background? You may choose more than one answer. Vietnamese

			Frequency	% of total	% of valid
Valid	0	not marked	430	2.92%	95.77%
	1	marked	19	0.13%	4.23%
		Total	449	3.05%	100%
Missing	6	refused	1	0.01%	
	7	legitimate skip	14286	96.93%	
	8	don't know	2	0.01%	
		Total	14,289	96.95%	

Valid	Invalid	Minimum	Maximum
449	14289	0	1

Type	Code
Measurement Unit	numeric
H2RI31G1	31G1. 1st Partner: What is {INITIALS}'s Asian background? You may choose more than one answer. other

			Frequency	% of total	% of valid
Valid	0	not marked	361	2.45%	80.4%
	1	marked	88	0.6%	19.6%
	Total		449	3.05%	100%
Missing	6	refused	1	0.01%	
	7	legitimate skip	14286	96.93%	
	8	don't know	2	0.01%	
	Total		14,289	96.95%	

Valid	Invalid	Minimum	Maximum
449	14289	0	1

Type	Code
Measurement Unit	numeric
H2RI32_1	32_1. 1st Partner: What is {INITIALS}'s sex?

			Frequency	% of total	% of valid
Valid	1	male	5080	34.47%	53.38%
	2	female	4437	30.11%	46.62%
	Total		9,517	64.57%	100%
Missing	6	refused	10	0.07%	
	7	legitimate skip	5204	35.31%	
	8	don't know	7	0.05%	
	Total		5,221	35.43%	

Valid	Invalid	Minimum	Maximum
9517	5221	1	2

Type	Code
------	------

Measurement Unit	numeric
H2RI33A1	33A1. 1st Partner: Go through the deck of cards and reject any cards that describe things that have NOT happened in your romantic relationship with {INITIALS}: You went out together in a group.

			Frequency	% of total	% of valid
Valid	0	card rejected	2422	16.43%	16.43%
	1	card accepted	6933	47.04%	47.04%
	2	refused to order card in Q34	21	0.14%	0.14%
	3	did not know order in Q34	18	0.12%	0.12%
Total			14,738	100%	100%

Valid	Invalid	Minimum	Maximum
14738	0	0	8

H2RI33B1 - S24Q33B PARTNR1-MET PARENTS-W2

Type	Code
Measurement Unit	numeric
H2RI33B1	33B1. 1st Partner: Go through the deck of cards and reject any cards that describe things that have NOT happened in your romantic relationship with {INITIALS}: You met your partneRespondent's parents.

			Frequency	% of total	% of valid
Valid	0	card rejected	2848	19.32%	19.32%
	1	card accepted	6526	44.28%	44.28%
	2	refused to order card in Q34	21	0.14%	0.14%
	3	did not know order in Q34	19	0.13%	0.13%
Total			14,738	100%	100%

Valid	Invalid	Minimum	Maximum
14738	0	0	8

H2RI33C1 - S24Q33C PARTNR1-SAID WERE A COUPLE-W2

Type	Code
Measurement Unit	numeric
H2RI33C1	33C1. 1st Partner: Go through the deck of cards and reject any cards that describe things that have NOT happened in your romantic relationship with {INITIALS}: You told other people that you were a couple.

			Frequency	% of total	% of valid
--	--	--	-----------	------------	------------

Valid	0	card rejected	1853	12.57%	12.57%
	1	card accepted	7522	51.04%	51.04%
	2	refused to order card in Q34	20	0.14%	0.14%
	3	did not know order in Q34	19	0.13%	0.13%
		Total	14,738	100%	100%

Valid	Invalid	Minimum	Maximum
14738	0	0	8

H2RI33D1 - S24Q33D PARTNR1-SAW LESS OF FRIENDS-W2

Type	Code
Measurement Unit	numeric
H2RI33D1	33D1. 1st Partner: Go through the deck of cards and reject any cards that describe things that have NOT happened in your romantic relationship with {INITIALS}: You saw less of your other friends so you could spend more time with your partner.

			Frequency	% of total	% of valid
Valid	0	card rejected	4647	31.53%	31.53%
	1	card accepted	4725	32.06%	32.06%
	2	refused to order card in Q34	17	0.12%	0.12%
	3	did not know order in Q34	18	0.12%	0.12%
		Total	14,738	100%	100%

Valid	Invalid	Minimum	Maximum
14738	0	0	8

H2RI33E1 - S24Q33E PARTNR1-WENT OUT ALONE-W2

Type	Code
Measurement Unit	numeric
H2RI33E1	33E1. 1st Partner: Go through the deck of cards and reject any cards that describe things that have NOT happened in your romantic relationship with {INITIALS}: You and your partner went out together alone.

			Frequency	% of total	% of valid
Valid	0	card rejected	2674	18.14%	18.14%
	1	card accepted	6708	45.51%	45.51%
	2	refused to order card in Q34	21	0.14%	0.14%
	3	did not know order in Q34	14	0.09%	0.09%
		Total	14,738	100%	100%

Valid	Invalid	Minimum	Maximum
14738	0	0	8

H2RI33F1 - S24Q33F PARTNR1-HELD HANDS-W2

Type	Code
Measurement Unit	numeric
H2RI33F1	33F1. 1st Partner: Go through the deck of cards and reject any cards that describe things that have NOT happened in your romantic relationship with {INITIALS}: You held hands.

			Frequency	% of total	% of valid
Valid	0	card rejected	1209	8.2%	8.2%
	1	card accepted	8172	55.45%	55.45%
	2	refused to order card in Q34	17	0.12%	0.12%
	3	did not know order in Q34	18	0.12%	0.12%
Total			14,738	100%	100%

Valid	Invalid	Minimum	Maximum
14738	0	0	8

H2RI33G1 - S24Q33G PARTNR1-EXCHANGED PRESENTS-W2

Type	Code
Measurement Unit	numeric
H2RI33G1	33G1. 1st Partner: Go through the deck of cards and reject any cards that describe things that have NOT happened in your romantic relationship with {INITIALS}: You gave each other presents.

			Frequency	% of total	% of valid
Valid	0	card rejected	3405	23.1%	23.1%
	1	card accepted	5983	40.6%	40.6%
	2	refused to order card in Q34	15	0.1%	0.1%
	3	did not know order in Q34	15	0.1%	0.1%
Total			14,738	100%	100%

Valid	Invalid	Minimum	Maximum
14738	0	0	8

H2RI33H1 - S24Q33H PARTNR1-SAID LOVED EACH OTHER-W2

Type	Code
Measurement Unit	numeric

H2RI33H1	33H1. 1st Partner: Go through the deck of cards and reject any cards that describe things that have NOT happened in your romantic relationship with {INITIALS}: You told each other that you loved each other.
----------	--

			Frequency	% of total	% of valid
Valid	0	card rejected	2863	19.43%	19.43%
	1	card accepted	6515	44.21%	44.21%
	2	refused to order card in Q34	19	0.13%	0.13%
	3	did not know order in Q34	18	0.12%	0.12%
Total			14,738	100%	100%

Valid	Invalid	Minimum	Maximum
14738	0	0	8

H2RI33I1 - S24Q33I PARTNR1-CONSIDERED A COUPLE-W2

Type	Code
Measurement Unit	numeric
H2RI33I1	33I1. 1st Partner: Go through the deck of cards and reject any cards that describe things that have NOT happened in your romantic relationship with {INITIALS}: You thought of yourselves as a couple.

			Frequency	% of total	% of valid
Valid	0	card rejected	1647	11.18%	11.18%
	1	card accepted	7737	52.5%	52.5%
	2	refused to order card in Q34	19	0.13%	0.13%
	3	did not know order in Q34	18	0.12%	0.12%
Total			14,738	100%	100%

Valid	Invalid	Minimum	Maximum
14738	0	0	8

H2RI33J1 - S24Q33J PARTNR1-TALKED CONTRACEPT-W2

Type	Code
Measurement Unit	numeric
H2RI33J1	33J1. 1st Partner: Go through the deck of cards and reject any cards that describe things that have NOT happened in your romantic relationship with {INITIALS}: You talked about contraception or sexually transmitted diseases.

			Frequency	% of total	% of valid
--	--	--	-----------	------------	------------

Valid	0	card rejected	5613	38.09%	38.09%
	1	card accepted	3769	25.57%	25.57%
	2	refused to order card in Q34	16	0.11%	0.11%
	3	did not know order in Q34	11	0.07%	0.07%
		Total	14,738	100%	100%

Valid	Invalid	Minimum	Maximum
14738	0	0	8

H2RI33K1 - S24Q33K PARTNR1-KISSED-W2

Type	Code
Measurement Unit	numeric
H2RI33K1	33K1. 1st Partner: Go through the deck of cards and reject any cards that describe things that have NOT happened in your romantic relationship with {INITIALS}: You kissed.

			Frequency	% of total	% of valid
Valid	0	card rejected	1317	8.94%	8.94%
	1	card accepted	8067	54.74%	54.74%
	2	refused to order card in Q34	19	0.13%	0.13%
	3	did not know order in Q34	20	0.14%	0.14%
		Total	14,738	100%	100%

Valid	Invalid	Minimum	Maximum
14738	0	0	8

H2RI33L1 - S24Q33L PARTNR1-TOUCHED EACH OTHER-W2

Type	Code
Measurement Unit	numeric
H2RI33L1	33L1. 1st Partner: Go through the deck of cards and reject any cards that describe things that have NOT happened in your romantic relationship with {INITIALS}: You touched each other under your clothing or with no clothes on.

			Frequency	% of total	% of valid
Valid	0	card rejected	3797	25.76%	25.76%
	1	card accepted	5578	37.85%	37.85%
	2	refused to order card in Q34	20	0.14%	0.14%
	3	did not know order in Q34	15	0.1%	0.1%
		Total	14,738	100%	100%

Valid	Invalid	Minimum	Maximum

14738	0	0	8
-------	---	---	---

H2RI33M1 - S24Q33M PARTNR1-HAD SEX-W2

Type	Code
Measurement Unit	numeric
H2RI33M1	33M1. 1st Partner: Go through the deck of cards and reject any cards that describe things that have NOT happened in your romantic relationship with {INITIALS}: You had sexual intercourse.

			Frequency	% of total	% of valid
Valid	0	card rejected	5237	35.53%	35.53%
	1	card accepted	4140	28.09%	28.09%
	2	refused to order card in Q34	19	0.13%	0.13%
	3	did not know order in Q34	8	0.05%	0.05%
Total			14,738	100%	100%

Valid	Invalid	Minimum	Maximum
14738	0	0	8

H2RI33N1 - S24Q33N PARTNR1-TOUCHED GENITALS-W2

Type	Code
Measurement Unit	numeric
H2RI33N1	33N1. 1st Partner: Go through the deck of cards and reject any cards that describe things that have NOT happened in your romantic relationship with {INITIALS}: You touched each otherRespondent's genitals (private parts).

			Frequency	% of total	% of valid
Valid	0	card rejected	4318	29.3%	29.3%
	1	card accepted	5059	34.33%	34.33%
	2	refused to order card in Q34	17	0.12%	0.12%
	3	did not know order in Q34	16	0.11%	0.11%
Total			14,738	100%	100%

Valid	Invalid	Minimum	Maximum
14738	0	0	8

H2RI33O1 - S24Q33O PARTNR1-GOT PREGNANT-W2

Type	Code
Measurement Unit	numeric

H2RI3301	3301. 1st Partner: Go through the deck of cards and reject any cards that describe things that have NOT happened in your romantic relationship with {INITIALS}: Your partner or you got pregnant.
----------	---

			Frequency	% of total	% of valid
Valid	0	card rejected	8545	57.98%	57.98%
	1	card accepted	833	5.65%	5.65%
	2	refused to order card in Q34	12	0.08%	0.08%
	3	did not know order in Q34	7	0.05%	0.05%
Total			14,738	100%	100%

Valid	Invalid	Minimum	Maximum
14738	0	0	8

H2RI34A1 - S24Q34A PARTNR1-FIRST EVENT-W2

Type	Code
Measurement Unit	numeric
H2RI34A1	34A1. 1st Partner: Enter the first thing that happened in your relationship with {INITIALS}.

			Frequency	% of total	% of valid
--	--	--	-----------	------------	------------

Valid	1	you went out together in a group	3619	24.56%	41.45%
	2	you met your partner's parents	1072	7.27%	12.28%
	3	you told other people that you were a couple	419	2.84%	4.8%
	4	you saw less of other friends so you could spend more time with your partner	176	1.19%	2.02%
	5	you and your partner went out together alone	543	3.68%	6.22%
	6	you held hands	1050	7.12%	12.03%
	7	you gave each other presents	101	0.69%	1.16%
	8	you told each other you loved each other	133	0.9%	1.52%
	9	you thought of yourselves as a couple	1106	7.5%	12.67%
	10	you talked about contraception or sexually transmitted diseases	49	0.33%	0.56%
	11	you kissed	413	2.8%	4.73%
	12	You touched each other under your clothing or with no clothes on	18	0.12%	0.21%
	13	you had sexual intercourse	12	0.08%	0.14%
	14	you touched each others' genitals (private parts)	8	0.05%	0.09%
	15	your partner or you got pregnant	11	0.07%	0.13%
		Total	8,730	59.23%	100%

Valid	Invalid	Minimum	Maximum
8730	6008	1	15

H2RI34B1 - S24Q34B PARTNR1-SECOND EVENT-W2

Type	Code
Measurement Unit	numeric
H2RI34B1	34B1. 1st Partner: Enter the next [second] thing that happened in your relationship.

	Frequency	% of total	% of valid
--	-----------	------------	------------

Valid	1	you went out together in a group	572	3.88%	6.61%
	2	you met your partner's parents	1215	8.24%	14.04%
	3	you told other people that you were a couple	1330	9.02%	15.37%
	4	you saw less of other friends so you could spend more time with your partner	310	2.1%	3.58%
	5	you and your partner went out together alone	923	6.26%	10.66%
	6	you held hands	1800	12.21%	20.79%
	7	you gave each other presents	183	1.24%	2.11%
	8	you told each other you loved each other	202	1.37%	2.33%
	9	you thought of yourselves as a couple	937	6.36%	10.82%
	10	you talked about contraception or sexually transmitted diseases	62	0.42%	0.72%
	11	you kissed	992	6.73%	11.46%
	12	You touched each other under your clothing or with no clothes on	83	0.56%	0.96%
	13	you had sexual intercourse	20	0.14%	0.23%
	14	you touched each others' genitals private parts)	22	0.15%	0.25%
	15	your partner or you got pregnant	5	0.03%	0.06%
		Total	8,656	58.73%	100%

Valid	Invalid	Minimum	Maximum
8656	6082	1	15

H2RI34C1 - S24Q34C PARTNR1-3RD EVENT-W2

Type	Code
Measurement Unit	numeric
H2RI34C1	34C1. 1st Partner: Enter the next [third] thing that happened in your relationship.

	Frequency	% of total	% of valid
--	-----------	------------	------------

Valid	1	you went out together in a group	479	3.25%	5.59%
	2	you met your partner's parents	640	4.34%	7.47%
	3	you told other people that you were a couple	1374	9.32%	16.04%
	4	you saw less of other friends so you could spend more time with your partner	445	3.02%	5.19%
	5	you and your partner went out together alone	829	5.62%	9.68%
	6	you held hands	1678	11.39%	19.59%
	7	you gave each other presents	273	1.85%	3.19%
	8	you told each other you loved each other	310	2.1%	3.62%
	9	you thought of yourselves as a couple	972	6.6%	11.35%
	10	you talked about contraception or sexually transmitted diseases	76	0.52%	0.89%
	11	you kissed	1254	8.51%	14.64%
	12	You touched each other under your clothing or with no clothes on	123	0.83%	1.44%
	13	you had sexual intercourse	33	0.22%	0.39%
	14	you touched each others' genitals (private parts)	71	0.48%	0.83%
	15	your partner or you got pregnant	9	0.06%	0.11%
	Total	8,566	58.12%	100%	

Valid	Invalid	Minimum	Maximum
8566	6172	1	15

H2RI34D1 - S24Q34D PARTNR1-4TH EVENT-W2

Type	Code
Measurement Unit	numeric
H2RI34D1	34D1. 1st Partner: Enter the next [fourth] thing that happened in your relationship.

	Frequency	% of total	% of valid
--	-----------	------------	------------

Valid	1	you went out together in a group	405	2.75%	4.81%
	2	you met your partner's parents	577	3.92%	6.85%
	3	you told other people that you were a couple	996	6.76%	11.83%
	4	you saw less of other friends so you could spend more time with your partner	700	4.75%	8.31%
	5	you and your partner went out together alone	967	6.56%	11.48%
	6	you held hands	1320	8.96%	15.68%
	7	you gave each other presents	362	2.46%	4.3%
	8	you told each other you loved each other	387	2.63%	4.6%
	9	you thought of yourselves as a couple	1064	7.22%	12.64%
	10	you talked about contraception or sexually transmitted diseases	105	0.71%	1.25%
	11	you kissed	1121	7.61%	13.31%
	12	You touched each other under your clothing or with no clothes on	233	1.58%	2.77%
	13	you had sexual intercourse	57	0.39%	0.68%
	14	you touched each others' genitals (private parts)	117	0.79%	1.39%
	15	your partner or you got pregnant	10	0.07%	0.12%
	Total	8,421	57.14%	100%	

Valid	Invalid	Minimum	Maximum
8421	6317	1	15

H2RI34E1 - S24Q34E PARTNR1-5TH EVENT-W2

Type	Code
Measurement Unit	numeric
H2RI34E1	34E1. 1st Partner: Enter the next [fifth] thing that happened in your relationship.

	Frequency	% of total	% of valid
--	-----------	------------	------------

Valid	1	you went out together in a group	385	2.61%	4.7%
	2	you met your partner's parents	597	4.05%	7.28%
	3	you told other people that you were a couple	954	6.47%	11.64%
	4	you saw less of other friends so you could spend more time with your partner	425	2.88%	5.19%
	5	you and your partner went out together alone	976	6.62%	11.91%
	6	you held hands	986	6.69%	12.03%
	7	you gave each other presents	556	3.77%	6.78%
	8	you told each other you loved each other	545	3.7%	6.65%
	9	you thought of yourselves as a couple	995	6.75%	12.14%
	10	you talked about contraception or sexually transmitted diseases	141	0.96%	1.72%
	11	you kissed	1125	7.63%	13.73%
	12	You touched each other under your clothing or with no clothes on	237	1.61%	2.89%
	13	you had sexual intercourse	102	0.69%	1.24%
	14	you touched each others' genitals (private parts)	164	1.11%	2%
	15	your partner or you got pregnant	7	0.05%	0.09%
	Total	8,195	55.6%	100%	

Valid	Invalid	Minimum	Maximum
8195	6543	1	15

H2RI34F1 - S24Q34F PARTNR1-6TH EVENT-W2

Type	Code
Measurement Unit	numeric
H2RI34F1	34F1. 1st Partner: Enter the next [sixth] thing that happened in your relationship.

	Frequency	% of total	% of valid
--	-----------	------------	------------

Valid	1	you went out together in a group	383	2.6%	4.9%
	2	you met your partner's parents	598	4.06%	7.64%
	3	you told other people that you were a couple	868	5.89%	11.09%
	4	you saw less of other friends so you could spend more time with your partner	474	3.22%	6.06%
	5	you and your partner went out together alone	735	4.99%	9.39%
	6	you held hands	791	5.37%	10.11%
	7	you gave each other presents	743	5.04%	9.5%
	8	you told each other you loved each other	734	4.98%	9.38%
	9	you thought of yourselves as a couple	796	5.4%	10.17%
	10	you talked about contraception or sexually transmitted diseases	149	1.01%	1.9%
	11	you kissed	875	5.94%	11.18%
	12	You touched each other under your clothing or with no clothes on	319	2.16%	4.08%
	13	you had sexual intercourse	149	1.01%	1.9%
	14	you touched each others' genitals (private parts)	200	1.36%	2.56%
	15	your partner or you got pregnant	10	0.07%	0.13%
	Total	7,824	53.09%	100%	

Valid	Invalid	Minimum	Maximum
7824	6914	1	15

 H2RI34G1 - S24Q34G PARTNR1-7TH EVENT-W2

Type	Code
Measurement Unit	numeric
H2RI34G1	34G1. 1st Partner: Enter the next [seventh] thing that happened in your relationship.

	Frequency	% of total	% of valid
--	-----------	------------	------------

Valid	1	you went out together in a group	347	2.35%	4.71%
	2	you met your partner's parents	551	3.74%	7.48%
	3	you told other people that you were a couple	664	4.51%	9.02%
	4	you saw less of other friends so you could spend more time with your partner	505	3.43%	6.86%
	5	you and your partner went out together alone	603	4.09%	8.19%
	6	you held hands	284	1.93%	3.86%
	7	you gave each other presents	1008	6.84%	13.69%
	8	you told each other you loved each other	911	6.18%	12.37%
	9	you thought of yourselves as a couple	681	4.62%	9.25%
	10	you talked about contraception or sexually transmitted diseases	223	1.51%	3.03%
	11	you kissed	739	5.01%	10.03%
	12	You touched each other under your clothing or with no clothes on	408	2.77%	5.54%
	13	you had sexual intercourse	152	1.03%	2.06%
	14	you touched each others' genitals (private parts)	270	1.83%	3.67%
	15	your partner or you got pregnant	19	0.13%	0.26%
	Total	7,365	49.97%	100%	

Valid	Invalid	Minimum	Maximum
7365	7373	1	15

H2RI34H1 - S24Q34H PARTNR1-8TH EVENT-W2

Type	Code
Measurement Unit	numeric
H2RI34H1	34H1. 1st Partner: Enter the next [eighth] thing that happened in your relationship.

	Frequency	% of total	% of valid
--	-----------	------------	------------

Valid	1	you went out together in a group	249	1.69%	3.68%
	2	you met your partner's parents	430	2.92%	6.36%
	3	you told other people that you were a couple	403	2.73%	5.96%
	4	you saw less of other friends so you could spend more time with your partner	527	3.58%	7.8%
	5	you and your partner went out together alone	487	3.3%	7.21%
	6	you held hands	138	0.94%	2.04%
	7	you gave each other presents	951	6.45%	14.07%
	8	you told each other you loved each other	996	6.76%	14.74%
	9	you thought of yourselves as a couple	504	3.42%	7.46%
	10	you talked about contraception or sexually transmitted diseases	322	2.18%	4.76%
	11	you kissed	568	3.85%	8.4%
	12	You touched each other under your clothing or with no clothes on	556	3.77%	8.23%
	13	you had sexual intercourse	231	1.57%	3.42%
	14	you touched each others' genitals (private parts)	378	2.56%	5.59%
	15	your partner or you got pregnant	19	0.13%	0.28%
	Total	6,759	45.86%	100%	

Valid	Invalid	Minimum	Maximum
6759	7979	1	15

H2RI3411 - S24Q34I PARTNR1-9TH EVENT-W2

Type	Code
Measurement Unit	numeric
H2RI3411	3411. 1st Partner: Enter the next [ninth] thing that happened in your relationship.

	Frequency	% of total	% of valid
--	-----------	------------	------------

Valid	1	you went out together in a group	172	1.17%	2.85%
	2	you met your partner's parents	292	1.98%	4.83%
	3	you told other people that you were a couple	229	1.55%	3.79%
	4	you saw less of other friends so you could spend more time with your partner	447	3.03%	7.4%
	5	you and your partner went out together alone	284	1.93%	4.7%
	6	you held hands	62	0.42%	1.03%
	7	you gave each other presents	763	5.18%	12.63%
	8	you told each other you loved each other	923	6.26%	15.28%
	9	you thought of yourselves as a couple	432	2.93%	7.15%
	10	you talked about contraception or sexually transmitted diseases	477	3.24%	7.9%
	11	you kissed	445	3.02%	7.37%
	12	You touched each other under your clothing or with no clothes on	727	4.93%	12.03%
	13	you had sexual intercourse	300	2.04%	4.97%
	14	you touched each others' genitals (private parts)	473	3.21%	7.83%
	15	your partner or you got pregnant	15	0.1%	0.25%
	Total	6,041	40.99%	100%	

Valid	Invalid	Minimum	Maximum
6041	8697	1	15

H2RI34J1 - S24Q34J PARTNR1-10TH EVENT-W2

Type	Code
Measurement Unit	numeric
H2RI34J1	34J1. 1st Partner: Enter the next [tenth] thing that happened in your relationship.

	Frequency	% of total	% of valid
--	-----------	------------	------------

Valid	1	you went out together in a group	110	0.75%	2.12%
	2	you met your partner's parents	190	1.29%	3.67%
	3	you told other people that you were a couple	120	0.81%	2.32%
	4	you saw less of other friends so you could spend more time with your partner	281	1.91%	5.43%
	5	you and your partner went out together alone	175	1.19%	3.38%
	6	you held hands	27	0.18%	0.52%
	7	you gave each other presents	439	2.98%	8.48%
	8	you told each other you loved each other	662	4.49%	12.79%
	9	you thought of yourselves as a couple	128	0.87%	2.47%
	10	you talked about contraception or sexually transmitted diseases	731	4.96%	14.12%
	11	you kissed	294	1.99%	5.68%
	12	You touched each other under your clothing or with no clothes on	954	6.47%	18.43%
	13	you had sexual intercourse	354	2.4%	6.84%
	14	you touched each others' genitals (private parts)	682	4.63%	13.17%
	15	your partner or you got pregnant	30	0.2%	0.58%
	Total	5,177	35.13%	100%	

Valid	Invalid	Minimum	Maximum
5177	9561	1	15

H2RI34K1 - S24Q34K PARTNR1-11TH EVENT-W2

Type	Code
Measurement Unit	numeric
H2RI34K1	34K1. 1st Partner: Enter the next [eleventh] thing that happened in your relationship.

	Frequency	% of total	% of valid
--	-----------	------------	------------

Valid	1	you went out together in a group	52	0.35%	1.21%
	2	you met your partner's parents	121	0.82%	2.81%
	3	you told other people that you were a couple	69	0.47%	1.6%
	4	you saw less of other friends so you could spend more time with your partner	128	0.87%	2.97%
	5	you and your partner went out together alone	80	0.54%	1.86%
	6	you held hands	12	0.08%	0.28%
	7	you gave each other presents	190	1.29%	4.41%
	8	you told each other you loved each other	268	1.82%	6.23%
	9	you thought of yourselves as a couple	54	0.37%	1.25%
	10	you talked about contraception or sexually transmitted diseases	652	4.42%	15.15%
	11	you kissed	212	1.44%	4.92%
	12	You touched each other under your clothing or with no clothes on	1045	7.09%	24.27%
	13	you had sexual intercourse	516	3.5%	11.99%
	14	you touched each others' genitals (private parts)	863	5.86%	20.05%
	15	your partner or you got pregnant	43	0.29%	1%
	Total	4,305	29.21%	100%	

Valid	Invalid	Minimum	Maximum
4305	10433	1	15

H2RI34L1 - S24Q34L PARTNR1-12TH EVENT-W2

Type	Code
Measurement Unit	numeric
H2RI34L1	34L1. 1st Partner: Enter the next [twelfth] thing that happened in your relationship.

	Frequency	% of total	% of valid
--	-----------	------------	------------

Valid	1	you went out together in a group	69	0.47%	1.98%
	2	you met your partner's parents	77	0.52%	2.2%
	3	you told other people that you were a couple	46	0.31%	1.32%
	4	you saw less of other friends so you could spend more time with your partner	132	0.9%	3.78%
	5	you and your partner went out together alone	42	0.28%	1.2%
	6	you held hands	9	0.06%	0.26%
	7	you gave each other presents	164	1.11%	4.7%
	8	you told each other you loved each other	234	1.59%	6.7%
	9	you thought of yourselves as a couple	38	0.26%	1.09%
	10	you talked about contraception or sexually transmitted diseases	323	2.19%	9.25%
	11	you kissed	14	0.09%	0.4%
	12	You touched each other under your clothing or with no clothes on	745	5.05%	21.33%
	13	you had sexual intercourse	619	4.2%	17.72%
	14	you touched each others' genitals (private parts)	917	6.22%	26.25%
	15	your partner or you got pregnant	64	0.43%	1.83%
	Total	3,493	23.7%	100%	

Valid	Invalid	Minimum	Maximum
3493	11245	1	15

H2RI34M1 - S24Q34M PARTNR1-13TH EVENT-W2

Type	Code
Measurement Unit	numeric
H2RI34M1	34M1. 1st Partner: Enter the next [thirteenth] thing that happened in your relationship.

	Frequency	% of total	% of valid
--	-----------	------------	------------

Valid	1	you went out together in a group	48	0.33%	1.8%
	2	you met your partner's parents	90	0.61%	3.38%
	3	you told other people that you were a couple	32	0.22%	1.2%
	4	you saw less of other friends so you could spend more time with your partner	94	0.64%	3.53%
	5	you and your partner went out together alone	37	0.25%	1.39%
	6	you held hands	6	0.04%	0.23%
	7	you gave each other presents	142	0.96%	5.34%
	8	you told each other you loved each other	131	0.89%	4.92%
	9	you thought of yourselves as a couple	22	0.15%	0.83%
	10	you talked about contraception or sexually transmitted diseases	315	2.14%	11.84%
	11	you kissed	8	0.05%	0.3%
	12	You touched each other under your clothing or with no clothes on	109	0.74%	4.1%
	13	you had sexual intercourse	858	5.82%	32.26%
	14	you touched each others' genitals (private parts)	683	4.63%	25.68%
	15	your partner or you got pregnant	85	0.58%	3.2%
	Total	2,660	18.05%	100%	

Valid	Invalid	Minimum	Maximum
2660	12078	1	15

H2RI34N1 - S24Q34N PARTNR1-14TH EVENT-W2

Type	Code
Measurement Unit	numeric
H2RI34N1	34N1. 1st Partner: Enter the next [fourteenth] thing that happened in your relationship.

	Frequency	% of total	% of valid
--	-----------	------------	------------

Valid	1	you went out together in a group	36	0.24%	2.2%
	2	you met your partner's parents	66	0.45%	4.03%
	3	you told other people that you were a couple	9	0.06%	0.55%
	4	you saw less of other friends so you could spend more time with your partner	72	0.49%	4.4%
	5	you and your partner went out together alone	18	0.12%	1.1%
	6	you held hands	6	0.04%	0.37%
	7	you gave each other presents	99	0.67%	6.05%
	8	you told each other you loved each other	74	0.5%	4.52%
	9	you thought of yourselves as a couple	7	0.05%	0.43%
	10	you talked about contraception or sexually transmitted diseases	123	0.83%	7.52%
	11	you kissed	5	0.03%	0.31%
	12	You touched each other under your clothing or with no clothes on	18	0.12%	1.1%
	13	you had sexual intercourse	726	4.93%	44.38%
	14	you touched each others' genitals (private parts)	198	1.34%	12.1%
	15	your partner or you got pregnant	179	1.21%	10.94%
	Total	1,636	11.1%	100%	

Valid	Invalid	Minimum	Maximum
1636	13102	1	15

H2RI34O1 - S24Q34O PARTNR1-15TH EVENT-W2

Type	Code
Measurement Unit	numeric
H2RI34O1	34O1. 1st Partner: Enter the next [fifteenth] thing that happened in your relationship.

	Frequency	% of total	% of valid
--	-----------	------------	------------

Valid	1	you went out together in a group	7	0.05%	1.59%
	2	you met your partner's parents	10	0.07%	2.28%
	3	you told other people that you were a couple	9	0.06%	2.05%
	4	you saw less of other friends so you could spend more time with your partner	9	0.06%	2.05%
	5	you and your partner went out together alone	9	0.06%	2.05%
	6	you held hands	3	0.02%	0.68%
	7	you gave each other presents	9	0.06%	2.05%
	8	you told each other you loved each other	5	0.03%	1.14%
	9	you thought of yourselves as a couple	1	0.01%	0.23%
	10	you talked about contraception or sexually transmitted diseases	21	0.14%	4.78%
	11	you kissed	2	0.01%	0.46%
	12	You touched each other under your clothing or with no clothes on	3	0.02%	0.68%
	13	you had sexual intercourse	11	0.07%	2.51%
	14	you touched each others' genitals (private parts)	13	0.09%	2.96%
	15	your partner or you got pregnant	327	2.22%	74.49%
	Total	439	2.98%	100%	

Valid	Invalid	Minimum	Maximum
439	14299	1	15

H2RI35_1 - S24Q35 PARTNR1-HAD INTERCOURSE-W2

Type	Code
Measurement Unit	numeric
H2RI35_1	35_1. 1st Partner: Have you had sexual intercourse with {INITIALS}?

			Frequency	% of total	% of valid
Valid	0	no	940	6.38%	60.18%
	1	yes	622	4.22%	39.82%
	Total		1,562	10.6%	100%

Missing	6	refused	17	0.12%	
	7	legitimate skip	13156	89.27%	
	8	don't know	3	0.02%	
		Total	13,176	89.4%	

Valid	Invalid	Minimum	Maximum
1562	13176	0	1

H2RI36_1 - S24Q36 PARTNR1-VERIFY INTERCOURSE-W2

Type	Code
Measurement Unit	numeric
H2RI36_1	36_1. 1st Partner: [If Respondent is male:] When you had sexual intercourse with {INITIALS} did you insert your penis into her vagina? [If Respondent is female:] When you had sexual intercourse with {INITIALS} did he insert his penis into your vagina?

			Frequency	% of total	% of valid
Valid	0	no	175	1.19%	3.74%
	1	yes	4504	30.56%	96.26%
		Total	4,679	31.75%	100%
Missing	6	refused	8	0.05%	
	7	legitimate skip	10050	68.19%	
	8	don't know	1	0.01%	
		Total	10,059	68.25%	

Valid	Invalid	Minimum	Maximum
4679	10059	0	1

H2RI37M1 - S24Q37M PARTNR1-FIRST TIME SEX-MO-W2

Type	Code
Measurement Unit	numeric
H2RI37M1	37M1. 1st Partner: In what month [and year] did you first have sexual intercourse with {INITIALS}?

			Frequency	% of total	% of valid
--	--	--	-----------	------------	------------

Valid	1	January	398	2.7%	9.96%
	2	February	359	2.44%	8.98%
	3	March	404	2.74%	10.11%
	4	April	460	3.12%	11.51%
	5	May	438	2.97%	10.96%
	6	June	384	2.61%	9.61%
	7	July	277	1.88%	6.93%
	8	August	238	1.61%	5.95%
	9	September	200	1.36%	5%
	10	October	274	1.86%	6.86%
	11	November	274	1.86%	6.86%
	12	December	291	1.97%	7.28%
		Total	3,997	27.12%	100%
Missing	96	refused	74	0.5%	
	97	legitimate skip	10234	69.44%	
	98	don't know	433	2.94%	
		Total	10,741	72.88%	

Valid	Invalid	Minimum	Maximum
3997	10741	1	12

H2RI37Y1 - S24Q37Y PARTNR1-FIRST TIME SEX-YR-W2

Type	Code
Measurement Unit	numeric
H2RI37Y1	37Y1. 1st Partner: In what [month and] year did you first have sexual intercourse with {INITIALS}?

			Frequency	% of total	% of valid
Valid	85	1985	1	0.01%	0.02%
	88	1988	2	0.01%	0.05%
	89	1989	4	0.03%	0.1%
	90	1990	10	0.07%	0.24%
	91	1991	22	0.15%	0.53%
	92	1992	58	0.39%	1.4%
	93	1993	211	1.43%	5.1%
	94	1994	650	4.41%	15.72%
	95	1995	1867	12.67%	45.15%
	96	1996	1310	8.89%	31.68%
		Total	4,135	28.06%	100%

Missing	.	missing	2	0.01%	
	996	refused	66	0.45%	
	997	legitimate skip	10234	69.44%	
	998	don't know	301	2.04%	
		Total	10,603	71.94%	

Valid	Invalid	Minimum	Maximum
4135	10603	85	96

H2RI38M1 - S24Q38M PARTNR1-MOST RECENT SEX-MO-W2

Type	Code
Measurement Unit	numeric
H2RI38M1	38M1. 1st Partner: In what month [and year] did you have sexual intercourse with {INITIALS} most recently?

			Frequency	% of total	% of valid
Valid	1	January	179	1.21%	4.42%
	2	February	214	1.45%	5.29%
	3	March	267	1.81%	6.6%
	4	April	679	4.61%	16.77%
	5	May	1013	6.87%	25.02%
	6	June	810	5.5%	20.01%
	7	July	361	2.45%	8.92%
	8	August	178	1.21%	4.4%
	9	September	73	0.5%	1.8%
	10	October	79	0.54%	1.95%
	11	November	78	0.53%	1.93%
	12	December	117	0.79%	2.89%
		Total	4,048	27.47%	100%
Missing	96	refused	86	0.58%	
	97	legitimate skip	10234	69.44%	
	98	don't know	370	2.51%	
		Total	10,690	72.53%	

Valid	Invalid	Minimum	Maximum
4048	10690	1	12

H2RI38Y1 - S24Q38Y PARTNR1-MOST RECENT SEX-YR-W2

Type	Code
Measurement Unit	numeric

H2RI38Y1	38Y1. 1st Partner: In what [month and] year did you have sexual intercourse with {INITIALS} most recently?
----------	--

			Frequency	% of total	% of valid
Valid	89	1989	4	0.03%	0.1%
	90	1990	1	0.01%	0.02%
	91	1991	2	0.01%	0.05%
	92	1992	3	0.02%	0.07%
	93	1993	16	0.11%	0.39%
	94	1994	70	0.47%	1.7%
	95	1995	719	4.88%	17.42%
	96	1996	3312	22.47%	80.25%
		Total	4,127	28%	100%
Missing	.	missing	2	0.01%	
	996	refused	87	0.59%	
	997	legitimate skip	10234	69.44%	
	998	don't know	288	1.95%	
		Total	10,611	72%	

Valid	Invalid	Minimum	Maximum
4127	10611	89	96

H2RI39_1 - S24Q39 PARTNR1-SEX MORE THEN ONCE-W2

Type	Code
Measurement Unit	numeric
H2RI39_1	39_1. 1st Partner: Did you and {INITIALS} have intercourse once, or more than once?

			Frequency	% of total	% of valid
Valid	1	once	432	2.93%	40.56%
	2	more than once	633	4.3%	59.44%
			Total	1,065	7.23%
Missing	6	refused	7	0.05%	
	7	legitimate skip	13659	92.68%	
	8	don't know	7	0.05%	
		Total	13,673	92.77%	

Valid	Invalid	Minimum	Maximum
1065	13673	1	2

H2RI40_1 - S24Q40 PARTNR1-USE BIRTHCONTROL-W2

Type	Code
Measurement Unit	numeric
H2RI40_1	40_1. 1st Partner: Did you or {INITIALS} use any method of birth control?

			Frequency	% of total	% of valid
Valid	0	no	124	0.84%	28.7%
	1	yes	308	2.09%	71.3%
Total			432	2.93%	100%
Missing	7	legitimate skip	14306	97.07%	
	Total		14,306	97.07%	

Valid	Invalid	Minimum	Maximum
432	14306	0	1

H2RI41A1 - S24Q41A PARTNR1-METHOD 1-W2

Type	Code
Measurement Unit	numeric
H2RI41A1	41A1. 1st Partner: What method of birth control did you or your partner use?

			Frequency	% of total	% of valid
Valid	1	condoms (rubbers)	290	1.97%	94.16%
	2	withdrawal	4	0.03%	1.3%
	4	birth control pills	9	0.06%	2.92%
	11	Depo Provera	3	0.02%	0.97%
	13	some other method	2	0.01%	0.65%
Total			308	2.09%	100%
Missing	97	legitimate skip	14430	97.91%	
	Total		14,430	97.91%	

Valid	Invalid	Minimum	Maximum
308	14430	1	13

H2RI41B1 - S24Q41B PARTNR1-METHOD 2-W2

Type	Code
Measurement Unit	numeric
H2RI41B1	41B1. 1st Partner: What other method of birth control did you or your partner use?

			Frequency	% of total	% of valid
--	--	--	-----------	------------	------------

Valid	1	condoms (rubbers)	2	0.01%	0.66%
	2	withdrawal	35	0.24%	11.48%
	3	rhythm (safe time)	3	0.02%	0.98%
	4	birth control pills	32	0.22%	10.49%
	5	vaginal sponge	1	0.01%	0.33%
	6	foam, jelly, creme, suppositories	3	0.02%	0.98%
	7	diaphragm, with or without jelly	2	0.01%	0.66%
	9	Norplant	3	0.02%	0.98%
	10	ring	1	0.01%	0.33%
	11	Depo Provera	2	0.01%	0.66%
	12	contraceptive film	1	0.01%	0.33%
	13	some other method	2	0.01%	0.66%
	14	no other method	218	1.48%	71.48%
			Total	305	2.07%
Missing	97	legitimate skip	14430	97.91%	
	98	don't know	3	0.02%	
		Total	14,433	97.93%	

Valid	Invalid	Minimum	Maximum
305	14433	1	14

H2RI41C1 - S24Q41C PARTNR1-METHOD 3-W2

Type	Code
Measurement Unit	numeric
H2RI41C1	41C1. 1st Partner: What other method of birth control did you or your partner use?

			Frequency	% of total	% of valid
Valid	2	withdrawal	2	0.01%	2.35%
	3	rhythm (safe time)	6	0.04%	7.06%
	4	birth control pills	6	0.04%	7.06%
	6	foam, jelly, creme, suppositories	2	0.01%	2.35%
	11	Depo Provera	1	0.01%	1.18%
	12	contraceptive film	1	0.01%	1.18%
	13	some other method	2	0.01%	2.35%
	14	no other method	65	0.44%	76.47%
		Total	85	0.58%	100%
Missing	97	legitimate skip	14651	99.41%	
	98	don't know	2	0.01%	
		Total	14,653	99.42%	

Valid	Invalid	Minimum	Maximum
85	14653	2	14

H2RI42_1 - S24Q42 PARTNR1-USE A CONDOM-W2

Type	Code
Measurement Unit	numeric
H2RI42_1	42_1. 1st Partner: Was a condom used when you had sexual intercourse with {INITIALS}?

			Frequency	% of total	% of valid
Valid	0	no	108	0.73%	77.14%
	1	yes	32	0.22%	22.86%
Total			140	0.95%	100%
Missing	7	legitimate skip	14598	99.05%	
	Total		14,598	99.05%	

Valid	Invalid	Minimum	Maximum
140	14598	0	1

H2RI43_1 - S24Q43 PARTNR1-USE OTHER METHOD-W2

Type	Code
Measurement Unit	numeric
H2RI43_1	43_1. 1st Partner: During that month when you and {INITIALS} had sexual intercourse, did either of you ever use any method of birth control?

			Frequency	% of total	% of valid
Valid	0	no	166	1.13%	25.98%
	1	yes	473	3.21%	74.02%
Total			639	4.34%	100%
Missing	6	refused	3	0.02%	
	7	legitimate skip	14091	95.61%	
	8	don't know	5	0.03%	
Total			14,099	95.66%	

Valid	Invalid	Minimum	Maximum
639	14099	0	1

H2RI44_1 - S24Q44 PARTNR1-BIRTHCONTROL ALWAYS-W2

Type	Code
Measurement Unit	numeric

H2RI44_1	44_1. 1st Partner: Did one or the other of you use some method of birth control every time you and {INITIALS} had sexual intercourse?
----------	---

			Frequency	% of total	% of valid
Valid	0	no	76	0.52%	16.17%
	1	yes	394	2.67%	83.83%
Total			470	3.19%	100%
Missing	6	refused	3	0.02%	
	7	legitimate skip	14265	96.79%	
Total			14,268	96.81%	

Valid	Invalid	Minimum	Maximum
470	14268	0	1

H2RI45A1 - S24Q45A PARTNR1-METHOD 1-W2

Type	Code
Measurement Unit	numeric
H2RI45A1	45A1. 1st Partner: What method of birth control did you or your partner use?

			Frequency	% of total	% of valid
Valid	1	condoms (rubbers)	416	2.82%	88.89%
	2	withdrawal	9	0.06%	1.92%
	3	rhythm (safe time)	1	0.01%	0.21%
	4	birth control pills	26	0.18%	5.56%
	9	Norplant	2	0.01%	0.43%
	10	ring	1	0.01%	0.21%
	11	Depo Provera	8	0.05%	1.71%
	12	contraceptive film	2	0.01%	0.43%
	13	some other method	3	0.02%	0.64%
Total			468	3.18%	100%
Missing	96	refused	4	0.03%	
	97	legitimate skip	14265	96.79%	
	98	don't know	1	0.01%	
Total			14,270	96.82%	

Valid	Invalid	Minimum	Maximum
468	14270	1	13

H2RI45B1 - S24Q45B PARTNR1-METHOD 2-W2

Type	Code
Measurement Unit	numeric

H2RI45B1	45B1. 1st Partner: What other method of birth control did you or your partner use?
----------	--

			Frequency	% of total	% of valid
Valid	1	condoms (rubbers)	25	0.17%	5.4%
	2	withdrawal	99	0.67%	21.38%
	3	rhythm (safe time)	13	0.09%	2.81%
	4	birth control pills	81	0.55%	17.49%
	5	vaginal sponge	2	0.01%	0.43%
	6	foam, jelly, creme, suppositories	7	0.05%	1.51%
	7	diaphragm, with or without jelly	1	0.01%	0.22%
	9	Norplant	3	0.02%	0.65%
	10	ring	1	0.01%	0.22%
	11	Depo Provera	3	0.02%	0.65%
	13	some other method	3	0.02%	0.65%
	14	no other method	225	1.53%	48.6%
		Total	463	3.14%	100%
	Missing	96	refused	1	0.01%
97		legitimate skip	14270	96.82%	
98		don't know	4	0.03%	
	Total	14,275	96.86%		

Valid	Invalid	Minimum	Maximum
463	14275	1	14

H2RI45C1 - S24Q45C PARTNR1-METHOD 3-W2

Type	Code
Measurement Unit	numeric
H2RI45C1	45C1. 1st Partner: What other method of birth control did you or your partner use?

			Frequency	% of total	% of valid
--	--	--	-----------	------------	------------

Valid	1	condoms (rubbers)	2	0.01%	0.85%	
	2	withdrawal	10	0.07%	4.26%	
	3	rhythm (safe time)	15	0.1%	6.38%	
	4	birth control pills	16	0.11%	6.81%	
	5	vaginal sponge	5	0.03%	2.13%	
	6	foam, jelly, creme, suppositories	6	0.04%	2.55%	
	7	diaphragm, with or without jelly	4	0.03%	1.7%	
	9	Norplant	2	0.01%	0.85%	
	10	ring	1	0.01%	0.43%	
	12	contraceptive film	1	0.01%	0.43%	
	13	some other method	3	0.02%	1.28%	
	14	no other method	170	1.15%	72.34%	
			Total	235	1.59%	100%
	Missing	96	refused	1	0.01%	
97		legitimate skip	14500	98.39%		
98		don't know	2	0.01%		
		Total	14,503	98.41%		

Valid	Invalid	Minimum	Maximum
235	14503	1	14

H2RI46_1 - S24Q46 PARTNR1-EVER USE CONDOM-W2

Type	Code
Measurement Unit	numeric
H2RI46_1	46_1. 1st Partner: Was a condom ever used when you had sexual intercourse with {INITIALS}?

			Frequency	% of total	% of valid
Valid	0	no	108	0.73%	54.27%
	1	yes	91	0.62%	45.73%
		Total	199	1.35%	100%
Missing	6	refused	2	0.01%	
	7	legitimate skip	14534	98.62%	
	8	don't know	3	0.02%	
		Total	14,539	98.65%	

Valid	Invalid	Minimum	Maximum
199	14539	0	1

H2RI47_1 - S24Q47 PARTNR1-USE >1 METHOD-W2

Type	Code
Measurement Unit	numeric
H2RI47_1	47_1. 1st Partner: Did you and {INITIALS} use more than one birth control method at the same time, or did you use these methods at different times?

			Frequency	% of total	% of valid
Valid	1	you used more than one method at the same time	117	0.79%	46.99%
	2	you used only one method at a time, but the method chosen was different from time to time	79	0.54%	31.73%
	3	sometimes you used only one method, and sometimes you used more than one	53	0.36%	21.29%
		Total	249	1.69%	100%
Missing	6	refused	4	0.03%	
	7	legitimate skip	14481	98.26%	
	8	don't know	4	0.03%	
		Total	14,489	98.31%	

Valid	Invalid	Minimum	Maximum
249	14489	1	3

Type	Code
Measurement Unit	numeric
H2RI48_1	48_1. 1st Partner: Between {FIRST DATE} and {LAST DATE}, when you and {INITIALS} had sexual intercourse, did one or the other of you ever use any method of birth control?

			Frequency	% of total	% of valid
Valid	0	no	594	4.03%	17.36%
	1	yes	2827	19.18%	82.64%
		Total	3,421	23.21%	100%
Missing	6	refused	3	0.02%	
	7	legitimate skip	11313	76.76%	
	8	don't know	1	0.01%	
		Total	11,317	76.79%	

Valid	Invalid	Minimum	Maximum
3421	11317	0	1

 H2RI49_1 - S24Q49 PARTNR1-ALWAYS BIRTHCONTROL-W2

Type	Code
Measurement Unit	numeric
H2RI49_1	49_1. 1st Partner: Throughout these months, did one or the other of you use some method of birth control every time you and {INITIALS} had sexual intercourse?

			Frequency	% of total	% of valid
Valid	0	no	918	6.23%	32.52%
	1	yes	1905	12.93%	67.48%
	Total		2,823	19.15%	100%
Missing	6	refused	2	0.01%	
	7	legitimate skip	11911	80.82%	
	8	don't know	2	0.01%	
	Total		11,915	80.85%	

Valid	Invalid	Minimum	Maximum
2823	11915	0	1

 H2RI50A1 - S24Q50A PARTNR1-METHOD 1-W2

Type	Code
Measurement Unit	numeric
H2RI50A1	50A1. 1st Partner: What method of birth control did you or your partner use?

			Frequency	% of total	% of valid
Valid	1	condoms (rubbers)	2218	15.05%	78.54%
	2	withdrawal	105	0.71%	3.72%
	3	rhythm (safe time)	10	0.07%	0.35%
	4	birth control pills	339	2.3%	12%
	6	foam, jelly, creme, suppositories	9	0.06%	0.32%
	7	diaphragm, with or without jelly	1	0.01%	0.04%
	8	IUD (intrauterine device)	1	0.01%	0.04%
	9	Norplant	11	0.07%	0.39%
	10	ring	2	0.01%	0.07%
	11	Depo Provera	85	0.58%	3.01%
	12	contraceptive film	24	0.16%	0.85%
	13	some other method	19	0.13%	0.67%
	Total		2,824	19.16%	100%

Missing	96	refused	2	0.01%	
	97	legitimate skip	11911	80.82%	
	98	don't know	1	0.01%	
		Total	11,914	80.84%	

Valid	Invalid	Minimum	Maximum
2824	11914	1	13

Type	Code
Measurement Unit	numeric
H2RI50B1	50B1. 1st Partner: What other method of birth control did you or your partner use?

			Frequency	% of total	% of valid
Valid	1	condoms (rubbers)	216	1.47%	7.67%
	2	withdrawal	645	4.38%	22.89%
	3	rhythm (safe time)	48	0.33%	1.7%
	4	birth control pills	513	3.48%	18.2%
	5	vaginal sponge	4	0.03%	0.14%
	6	foam, jelly, creme, suppositories	39	0.26%	1.38%
	7	diaphragm, with or without jelly	1	0.01%	0.04%
	8	IUD (intrauterine device)	1	0.01%	0.04%
	9	Norplant	5	0.03%	0.18%
	10	ring	4	0.03%	0.14%
	11	Depo Provera	59	0.4%	2.09%
	12	contraceptive film	13	0.09%	0.46%
	13	some other method	23	0.16%	0.82%
	14	no other method	1247	8.46%	44.25%
	Total	2,818	19.12%	100%	
Missing	96	refused	5	0.03%	
	97	legitimate skip	11914	80.84%	
	98	don't know	1	0.01%	
	Total	11,920	80.88%		

Valid	Invalid	Minimum	Maximum
2818	11920	1	14

Type	Code
Measurement Unit	numeric

H2RI50C1	50C1. 1st Partner: What other method of birth control did you or your partner use?
----------	--

			Frequency	% of total	% of valid
Valid	1	condoms (rubbers)	20	0.14%	1.27%
	2	withdrawal	104	0.71%	6.62%
	3	rhythm (safe time)	114	0.77%	7.26%
	4	birth control pills	160	1.09%	10.19%
	5	vaginal sponge	9	0.06%	0.57%
	6	foam, jelly, creme, suppositories	40	0.27%	2.55%
	7	diaphragm, with or without jelly	7	0.05%	0.45%
	8	IUD (intrauterine device)	2	0.01%	0.13%
	9	Norplant	6	0.04%	0.38%
	10	ring	1	0.01%	0.06%
	11	Depo Provera	13	0.09%	0.83%
	12	contraceptive film	13	0.09%	0.83%
	13	some other method	20	0.14%	1.27%
	14	no other method	1061	7.2%	67.58%
Total			1,570	10.65%	100%
Missing	97	legitimate skip	13167	89.34%	
	98	don't know	1	0.01%	
Total			13,168	89.35%	

Valid	Invalid	Minimum	Maximum
1570	13168	1	14

H2RI51_1 - S24Q51 PARTNR1-EVER USE CONDOM-W2

Type	Code
Measurement Unit	numeric
H2RI51_1	51_1. 1st Partner: Was a condom ever used when you had sexual intercourse with {INITIALS}?

			Frequency	% of total	% of valid
Valid	0	no	520	3.53%	53.94%
	1	yes	444	3.01%	46.06%
	Total		964	6.54%	100%
Missing	6	refused	5	0.03%	
	7	legitimate skip	13767	93.41%	
	8	don't know	2	0.01%	
Total			13,774	93.46%	

Valid	Invalid	Minimum	Maximum
-------	---------	---------	---------

964	13774	0	1
-----	-------	---	---

H2RI52_1 - S24Q52 PARTNR1-USE >1 METHOD-W2

Type	Code
Measurement Unit	numeric
H2RI52_1	52_1. 1st Partner: Did you and {INITIALS} use more than one method of birth control at the same time, or did you use these methods at different times?

			Frequency	% of total	% of valid
Valid	1	you used more than one method at the same time	765	5.19%	44.12%
	2	you used only one method at a time, but the method chosen was different from time to time	582	3.95%	33.56%
	3	sometimes you used only one method, and sometimes you used more than one	387	2.63%	22.32%
Total			1,734	11.77%	100%
Missing	6	refused	2	0.01%	
	7	legitimate skip	12997	88.19%	
	8	don't know	5	0.03%	
Total			13,004	88.23%	

Valid	Invalid	Minimum	Maximum
1734	13004	1	3

H2RI53_1 - S24Q53 PARTNR1-NO. TIMES HAD SEX-W2

Type	Numeric (Double)
H2RI53_1	53_1. 1st Partner: About how many times have you and {INITIALS} had sexual intercourse since {FIRST INTERCOURSE DATE}?

			Frequency	% of total	% of valid
Missing	.	missing	1	0.01%	
	996	refused	84	0.57%	
	997	legitimate skip	10666	72.37%	
	998	don't know	408	2.77%	
Total			11,159	75.72%	

Valid	Invalid	Minimum	Maximum	Mean	StdDev
3579	11159	1	990	52.272981...	101.58226...

 H2RI54_1 - S24Q54 PARTNR1-EVER HAD ANAL IC-W2

Type	Code
Measurement Unit	numeric
H2RI54_1	54_1. 1st Partner: If Respondent is male: Have you ever had anal intercourse with {INITIALS}? That is, have you ever inserted your penis into her anus? If Respondent is female: Have you ever had anal intercourse with {INITIALS}? That is, has he ever inserted his penis into your anus?

			Frequency	% of total	% of valid
Valid	0	no	268	1.82%	38.07%
	1	yes	436	2.96%	61.93%
	Total		704	4.78%	100%
Missing	6	refused	1	0.01%	
	7	legitimate skip	14032	95.21%	
	8	don't know	1	0.01%	
	Total		14,034	95.22%	

Valid	Invalid	Minimum	Maximum
704	14034	0	1

 H2RI55M1 - S24Q55 PARTNR1-MONTH FIRST ANAL IC-W2

Type	Code
Measurement Unit	numeric
H2RI55M1	55M1. 1st Partner: In what month [and year] did you first have anal intercourse with {INITIALS}?

			Frequency	% of total	% of valid
Valid	1	January	28	0.19%	8.38%
	2	February	32	0.22%	9.58%
	3	March	36	0.24%	10.78%
	4	April	51	0.35%	15.27%
	5	May	56	0.38%	16.77%
	6	June	27	0.18%	8.08%
	7	July	24	0.16%	7.19%
	8	August	13	0.09%	3.89%
	9	September	15	0.1%	4.49%
	10	October	17	0.12%	5.09%
	11	November	12	0.08%	3.59%
	12	December	23	0.16%	6.89%
Total		334	2.27%	100%	

Missing	96	refused	12	0.08%	
	97	legitimate skip	14302	97.04%	
	98	don't know	90	0.61%	
		Total	14,404	97.73%	

Valid	Invalid	Minimum	Maximum
334	14404	1	12

Type	Code
Measurement Unit	numeric
H2RI55Y1	55Y1. 1st Partner: In what [month and] year did you first have anal intercourse with {INITIALS}?

			Frequency	% of total	% of valid
Valid	85	1985	1	0.01%	0.28%
	87	1987	1	0.01%	0.28%
	88	1988	1	0.01%	0.28%
	89	1989	1	0.01%	0.28%
	92	1992	2	0.01%	0.56%
	93	1993	6	0.04%	1.68%
	94	1994	20	0.14%	5.59%
	95	1995	151	1.02%	42.18%
	96	1996	175	1.19%	48.88%
	Total		358	2.43%	100%
Missing	996	refused	11	0.07%	
	997	legitimate skip	14302	97.04%	
	998	don't know	67	0.45%	
	Total		14,380	97.57%	

Valid	Invalid	Minimum	Maximum
358	14380	85	96

Type	Code
Measurement Unit	numeric
H2RI56_1	56_1. 1st Partner: If Respondent is male: Did you wear a condom the first time you had anal intercourse with her? If Respondent is female: Did he wear a condom the first time you had anal intercourse?

			Frequency	% of total	% of valid
--	--	--	-----------	------------	------------

Valid	0	no	279	1.89%	64.43%
	1	yes	154	1.04%	35.57%
		Total	433	2.94%	100%
Missing	6	refused	1	0.01%	
	7	legitimate skip	14302	97.04%	
	8	don't know	2	0.01%	
		Total	14,305	97.06%	

Valid	Invalid	Minimum	Maximum
433	14305	0	1

H2RI57M1 - S24Q57 PARTNR1-MONTH MOST RECENT ANAL-W2

Type	Code
Measurement Unit	numeric
H2RI57M1	57M1. 1st Partner: In what month [and year] did you have anal intercourse with {INITIALS} most recently?

			Frequency	% of total	% of valid
Valid	1	January	21	0.14%	6.19%
	2	February	22	0.15%	6.49%
	3	March	32	0.22%	9.44%
	4	April	57	0.39%	16.81%
	5	May	79	0.54%	23.3%
	6	June	45	0.31%	13.27%
	7	July	22	0.15%	6.49%
	8	August	6	0.04%	1.77%
	9	September	13	0.09%	3.83%
	10	October	12	0.08%	3.54%
	11	November	12	0.08%	3.54%
	12	December	18	0.12%	5.31%
		Total	339	2.3%	100%
Missing	96	refused	17	0.12%	
	97	legitimate skip	14302	97.04%	
	98	don't know	80	0.54%	
		Total	14,399	97.7%	

Valid	Invalid	Minimum	Maximum
339	14399	1	12

H2RI57Y1 - S24Q57 PARTNR1-YEAR MOST RECENT ANAL-W2

Type	Code
Measurement Unit	numeric
H2RI57Y1	57Y1. 1st Partner: In what [month and] year did you have anal intercourse with {INITIALS} most recently?

			Frequency	% of total	% of valid
Valid	87	1987	1	0.01%	0.28%
	89	1989	1	0.01%	0.28%
	93	1993	4	0.03%	1.11%
	94	1994	8	0.05%	2.23%
	95	1995	109	0.74%	30.36%
	96	1996	236	1.6%	65.74%
		Total	359	2.44%	100%
Missing	996	refused	14	0.09%	
	997	legitimate skip	14302	97.04%	
	998	don't know	63	0.43%	
		Total	14,379	97.56%	

Valid	Invalid	Minimum	Maximum
359	14379	87	96

H2RI58_1 - S24Q58 PARTNR1-NO. TIMES ANAL-W2

Type	Numeric (Integer)
Measurement Unit	numeric
H2RI58_1	58_1. 1st Partner: If Respondent is male: About how many times have you and she had anal intercourse? If Respondent is female: About how many times have you and he had anal intercourse?

			Frequency	% of total	% of valid
Missing	996	refused	4	0.03%	
	997	legitimate skip	14302	97.04%	
	998	don't know	21	0.14%	
		Total	14,327	97.21%	

Valid	Invalid	Minimum	Maximum	Mean	StdDev
411	14327	1	469	5.9245742...	24.770786...

H2RI59_1 - S24Q59 PARTNR1-FREQ. USED CONDOM-ANAL-W2

Type	Code
Measurement Unit	numeric

H2RI59_1	59_1. 1st Partner: If Respondent is male: How often have you used a condom during anal intercourse with {INITIALS}? If Respondent is female: How often has he used a condom during anal intercourse with you?
----------	---

			Frequency	% of total	% of valid
Valid	1	all of the time	50	0.34%	19.84%
	2	most of the time	20	0.14%	7.94%
	3	about half of the time	16	0.11%	6.35%
	4	less than half of the time	25	0.17%	9.92%
	5	none of the time	141	0.96%	55.95%
Total			252	1.71%	100%
Missing	6	refused	1	0.01%	
	7	legitimate skip	14485	98.28%	
Total			14,486	98.29%	

Valid	Invalid	Minimum	Maximum
252	14486	1	5

H2RI60_1 - S24Q60 PARTNR1-INSERTED PENIS IN ANUS-W2

Type	Code
Measurement Unit	numeric
H2RI60_1	60_1. 1st Partner: Has {INITIALS} ever inserted his penis into your anus?

			Frequency	% of total	% of valid
Valid	0	no	16	0.11%	61.54%
	1	yes	10	0.07%	38.46%
	Total		26	0.18%	100%
Missing	7	legitimate skip	14712	99.82%	
	Total		14,712	99.82%	

Valid	Invalid	Minimum	Maximum
26	14712	0	1

H2RI61M1 - S24Q61 PARTNR1-MONTH FIRST DID THIS-W2

Type	Code
Measurement Unit	numeric
H2RI61M1	61M1. 1st Partner: In what month [and year] did he do this with you the first time?

			Frequency	% of total	% of valid
--	--	--	-----------	------------	------------

Valid	1	January	1	0.01%	16.67%
	3	March	1	0.01%	16.67%
	4	April	1	0.01%	16.67%
	8	August	1	0.01%	16.67%
	9	September	2	0.01%	33.33%
		Total	6	0.04%	100%
Missing	97	legitimate skip	14728	99.93%	
	98	don't know	4	0.03%	
		Total	14,732	99.96%	

Valid	Invalid	Minimum	Maximum
6	14732	1	9

H2RI61Y1 - S24Q61 PARTNR1-YEAR FIRST DID THIS-W2

Type	Code
Measurement Unit	numeric
H2RI61Y1	61Y1. 1st Partner: In what [month and] year did he do this with you the first time?

			Frequency	% of total	% of valid
Valid	91	1991	1	0.01%	11.11%
	93	1993	1	0.01%	11.11%
	95	1995	4	0.03%	44.44%
	96	1996	3	0.02%	33.33%
		Total	9	0.06%	100%
Missing	997	legitimate skip	14728	99.93%	
	998	don't know	1	0.01%	
		Total	14,729	99.94%	

Valid	Invalid	Minimum	Maximum
9	14729	91	96

H2RI62_1 - S24Q62 PARTNR1-WEAR CONDOM FIRST TIME-W2

Type	Code
Measurement Unit	numeric
H2RI62_1	62_1. 1st Partner: Did he wear a condom the first time he did this with you?

			Frequency	% of total	% of valid
Valid	0	no	5	0.03%	50%
	1	yes	5	0.03%	50%

		Total	10	0.07%	100%
Missing	7	legitimate skip	14728	99.93%	
		Total	14,728	99.93%	

Valid	Invalid	Minimum	Maximum
10	14728	0	1

H2RI63M1 - S24Q63 PARTNR1-MONTH MOST RECENT-ANAL-W2

Type	Code
Measurement Unit	numeric
H2RI63M1	63M1. 1st Partner: In what month [and year] did he insert his penis into your anus most recently?

			Frequency	% of total	% of valid
Valid	1	January	2	0.01%	28.57%
	3	March	1	0.01%	14.29%
	4	April	3	0.02%	42.86%
	6	June	1	0.01%	14.29%
		Total	7	0.05%	100%
Missing	97	legitimate skip	14728	99.93%	
	98	don't know	3	0.02%	
		Total	14,731	99.95%	

Valid	Invalid	Minimum	Maximum
7	14731	1	6

H2RI63Y1 - S24Q63 PARTNR1-YEAR MOST RECENT-ANAL-W2

Type	Code
Measurement Unit	numeric
H2RI63Y1	63Y1. 1st Partner: In what [month and] year did he insert his penis into your anus most recently?

			Frequency	% of total	% of valid
Valid	94	1994	1	0.01%	11.11%
	96	1996	8	0.05%	88.89%
		Total	9	0.06%	100%
Missing	997	legitimate skip	14728	99.93%	
	998	don't know	1	0.01%	
		Total	14,729	99.94%	

Valid	Invalid	Minimum	Maximum
9	14729	94	96

H2RI64_1 - S24Q64 PARTNR1-NO. TIMES DID THIS-W2

Type	Numeric (Integer)
Measurement Unit	numeric
H2RI64_1	64_1. 1st Partner: About how many times has {INITIALS} inserted his penis into your anus?

			Frequency	% of total	% of valid
Missing	997	legitimate skip	14728	99.93%	
		Total	14,728	99.93%	

Valid	Invalid	Minimum	Maximum	Mean	StdDev
10	14728	1	500	62.4	155.04207...

H2RI65_1 - S24Q65 PARTNR1-FREQ WEAR CONDOM-ANAL-W2

Type	Code
Measurement Unit	numeric
H2RI65_1	65_1. 1st Partner: How often did {INITIALS} wear a condom when he did this with you?

			Frequency	% of total	% of valid
Valid	1	all of the time	4	0.03%	44.44%
	4	less than half of the time	1	0.01%	11.11%
	5	none of the time	4	0.03%	44.44%
		Total	9	0.06%	100%
Missing	7	legitimate skip	14729	99.94%	
		Total	14,729	99.94%	

Valid	Invalid	Minimum	Maximum
9	14729	1	5

H2RI66_1 - S24Q66 PARTNR1-PENIS IN PARTRS ANUS-W2

Type	Code
Measurement Unit	numeric
H2RI66_1	66_1. 1st Partner: Have you ever inserted your penis into {INITIALS}'s anus?

			Frequency	% of total	% of valid
--	--	--	-----------	------------	------------

Valid	0	no	17	0.12%	65.38%
	1	yes	9	0.06%	34.62%
		Total	26	0.18%	100%
Missing	7	legitimate skip	14712	99.82%	
		Total	14,712	99.82%	

Valid	Invalid	Minimum	Maximum
26	14712	0	1

H2RI67M1 - S24Q67 PARTNR1-MONTH FIRST DID THIS-W2

Type	Code
Measurement Unit	numeric
H2RI67M1	67M1. 1st Partner: In what month [and year] did you do this with {INITIALS} the first time?

			Frequency	% of total	% of valid
Valid	2	February	1	0.01%	20%
	4	April	2	0.01%	40%
	9	September	1	0.01%	20%
	12	December	1	0.01%	20%
		Total	5	0.03%	100%
Missing	97	legitimate skip	14729	99.94%	
	98	don't know	4	0.03%	
		Total	14,733	99.97%	

Valid	Invalid	Minimum	Maximum
5	14733	2	12

H2RI67Y1 - S24Q67 PARTNR1-YEAR FIRST DID THIS-W2

Type	Code
Measurement Unit	numeric
H2RI67Y1	67Y1. 1st Partner: In what [month and] year did you do this with {INITIALS} the first time?

			Frequency	% of total	% of valid
Valid	93	1993	1	0.01%	12.5%
	95	1995	5	0.03%	62.5%
	96	1996	2	0.01%	25%
		Total	8	0.05%	100%

Missing	997	legitimate skip	14729	99.94%	
	998	don't know	1	0.01%	
		Total	14,730	99.95%	

Valid	Invalid	Minimum	Maximum
8	14730	93	96

H2RI68_1 - S24Q68 PARTNR1-WEAR CONDOM FIRST TIME-W2

Type	Code
Measurement Unit	numeric
H2RI68_1	68_1. 1st Partner: Did you wear a condom the first time you did this with him?

			Frequency	% of total	% of valid
Valid	0	no	6	0.04%	66.67%
	1	yes	3	0.02%	33.33%
		Total	9	0.06%	100%
Missing	7	legitimate skip	14729	99.94%	
		Total	14,729	99.94%	

Valid	Invalid	Minimum	Maximum
9	14729	0	1

H2RI69M1 - S24Q69 PARTNR1-MONTH MOST RECENT-ANAL-W2

Type	Code
Measurement Unit	numeric
H2RI69M1	69M1. 1st Partner: In what month [and year] did you insert your penis into {INITIALS}'s anus most recently?

			Frequency	% of total	% of valid
Valid	2	February	1	0.01%	20%
	3	March	1	0.01%	20%
	4	April	1	0.01%	20%
	5	May	1	0.01%	20%
	12	December	1	0.01%	20%
	Total	5	0.03%	100%	
Missing	97	legitimate skip	14729	99.94%	
	98	don't know	4	0.03%	
		Total	14,733	99.97%	

Valid	Invalid	Minimum	Maximum
-------	---------	---------	---------

5	14733	2	12
---	-------	---	----

H2RI69Y1 - S24Q69 PARTNR1-YEAR MOST RECENT-ANAL-W2

Type	Code
Measurement Unit	numeric
H2RI69Y1	69Y1. 1st Partner: In what [month and] year did you insert your penis into {INITIALS}'s anus most recently?

			Frequency	% of total	% of valid
Valid	94	1994	1	0.01%	12.5%
	95	1995	2	0.01%	25%
	96	1996	5	0.03%	62.5%
Total			8	0.05%	100%
Missing	997	legitimate skip	14729	99.94%	
	998	don't know	1	0.01%	
Total			14,730	99.95%	

Valid	Invalid	Minimum	Maximum
8	14730	94	96

H2RI70_1 - S24Q70 PARTNR1-NO. TIMES INSERT PENIS-W2

Type	Numeric (Double)
H2RI70_1	70_1. 1st Partner: About how many times have you inserted your penis into his anus?

			Frequency	% of total	% of valid
Missing	997	legitimate skip	14729	99.94%	
	Total		14,729	99.94%	

Valid	Invalid	Minimum	Maximum	Mean	StdDev
9	14729	2	300	46.555555...	96.147167...

H2RI71_1 - S24Q71 PARTNR1-HOW OFTEN WEAR CONDOM-W2

Type	Code
Measurement Unit	numeric
H2RI71_1	71_1. 1st Partner: How often did you wear a condom when you did this with {INITIALS}?

			Frequency	% of total	% of valid
--	--	--	-----------	------------	------------

Valid	1	all of the time	2	0.01%	22.22%
	2	most of the time	2	0.01%	22.22%
	4	less than half of the time	1	0.01%	11.11%
	5	none of the time	4	0.03%	44.44%
		Total	9	0.06%	100%
Missing	7	legitimate skip	14729	99.94%	
		Total	14,729	99.94%	

Valid	Invalid	Minimum	Maximum
9	14729	1	5

Type	Code
Measurement Unit	numeric
H2RI1M_2	1M_2. 2nd Partner: In what month [and year] did your relationship with {INITIALS} begin? That is, when did you first consider {INITIALS} a special friend?

			Frequency	% of total	% of valid
Valid	0	this person is not a romantic friend [After completing H2RIY_2], skip to next partner or selection]	40	0.27%	1.95%
	1	January	186	1.26%	9.08%
	2	February	202	1.37%	9.86%
	3	March	212	1.44%	10.35%
	4	April	252	1.71%	12.3%
	5	May	213	1.45%	10.4%
	6	June	183	1.24%	8.94%
	7	July	103	0.7%	5.03%
	8	August	116	0.79%	5.66%
	9	September	118	0.8%	5.76%
	10	October	138	0.94%	6.74%
	11	November	128	0.87%	6.25%
	12	December	157	1.07%	7.67%
		Total	2,048	13.9%	100%
Missing	.	missing	3	0.02%	
	96	refused	41	0.28%	
	97	legitimate skip	12096	82.07%	
	98	don't know	550	3.73%	
		Total	12,690	86.1%	

Valid	Invalid	Minimum	Maximum
2048	12690	0	12

H2RI1Y_2 - S24Q1Y PARTNR2-DATE BEGAN-YEAR-W2

Type	Code
Measurement Unit	numeric
H2RI1Y_2	1Y_2. 2nd Partner: In what [month and] year did your relationship with {INITIALS} begin?

			Frequency	% of total	% of valid
Valid	0	this person is not a romantic friend	34	0.23%	1.49%
	80	1980	1	0.01%	0.04%
	86	1986	1	0.01%	0.04%
	87	1987	2	0.01%	0.09%
	88	1988	1	0.01%	0.04%
	89	1989	1	0.01%	0.04%
	90	1990	8	0.05%	0.35%
	91	1991	10	0.07%	0.44%
	92	1992	19	0.13%	0.83%
	93	1993	61	0.41%	2.67%
	94	1994	194	1.32%	8.49%
	95	1995	1007	6.83%	44.09%
	96	1996	945	6.41%	41.37%
		Total	2,284	15.5%	100%
Missing	.	missing	4	0.03%	
	996	refused	42	0.28%	
	997	legitimate skip	12096	82.07%	
	998	don't know	312	2.12%	
	Total	12,454	84.5%		

Valid	Invalid	Minimum	Maximum
2284	12454	0	96

H2RI2_2 - S24Q2 PARTNR2 HIS/HER AGE WHEN MET-W2

Type	Numeric (Double)
H2RI2_2	2_2. 2nd Partner: How old was {INITIALS} when your romantic relationship began?

			Frequency	% of total	% of valid
--	--	--	-----------	------------	------------

Missing	96	refused	19	0.13%	
	97	legitimate skip	12129	82.3%	
	98	don't know	38	0.26%	
		Total	12,186	82.68%	

Valid	Invalid	Minimum	Maximum	Mean	StdDev
2552	12186	9	56	16.516065...	2.7952009...

H2RI3_2 - S24Q3 PARTNR2 APPROX PARTNERS AGE-W2

Type	Numeric (Double)
H2RI3_2	3_2. 2nd Partner: About how old was {INITIALS}?

			Frequency	% of total	% of valid
Missing	96	refused	17	0.12%	
	97	legitimate skip	14681	99.61%	
	98	don't know	27	0.18%	
		Total	14,725	99.91%	

Valid	Invalid	Minimum	Maximum	Mean	StdDev
13	14725	12	26	15.846153...	3.5082320...

H2RI4_2 - S24Q4 PARTNR2 HIS/HER GRADE WHEN MET-W2

Type	Code
Measurement Unit	numeric
H2RI4_2	4_2. 2nd Partner: What grade was {INITIALS} in at that time?

			Frequency	% of total	% of valid
--	--	--	-----------	------------	------------

Valid	1	first or second grade	5	0.03%	0.19%
	3	third grade	1	0.01%	0.04%
	4	fourth grade	2	0.01%	0.08%
	5	fifth grade	4	0.03%	0.16%
	6	sixth grade	24	0.16%	0.94%
	7	seventh	125	0.85%	4.87%
	8	eighth grade	266	1.8%	10.37%
	9	ninth grade	377	2.56%	14.69%
	10	tenth grade	443	3.01%	17.26%
	11	eleventh grade	421	2.86%	16.41%
	12	twelfth grade	329	2.23%	12.82%
	13	beyond twelfth grade	216	1.47%	8.42%
	14	{INITIALS} wasn't in school	312	2.12%	12.16%
	15	{INITIALS} was in school, but you don't know what grade	17	0.12%	0.66%
	16	you don't know whether {INITIALS} was in school	24	0.16%	0.94%
			Total	2,566	17.41%
Missing	96	refused	18	0.12%	
	97	legitimate skip	12129	82.3%	
	98	don't know	25	0.17%	
		Total	12,172	82.59%	

Valid	Invalid	Minimum	Maximum
2566	12172	1	16

Type	Code
Measurement Unit	numeric
H2RI5_2	5_2. 2nd Partner: When your relationship with {INITIALS} began, did you and {INITIALS} go to the same school?

			Frequency	% of total	% of valid
Valid	0	no	978	6.64%	43.54%
	1	yes	1268	8.6%	56.46%
		Total	2,246	15.24%	100%
Missing	6	refused	16	0.11%	
	7	legitimate skip	12465	84.58%	
	8	don't know	11	0.07%	
		Total	12,492	84.76%	

Valid	Invalid	Minimum	Maximum
2246	12492	0	1

H2RI6_2 - S24Q6 PARTNR2 WHERE DID HE/SHE LIVE-W2

Type	Code
Measurement Unit	numeric
H2RI6_2	6_2. 2nd Partner: When your relationship with {INITIALS} began, where did {INITIALS} live?

			Frequency	% of total	% of valid
Valid	1	in your neighborhood	702	4.76%	27.11%
	2	not in your neighborhood	1887	12.8%	72.89%
	Total		2,589	17.57%	100%
Missing	6	refused	15	0.1%	
	7	legitimate skip	12129	82.3%	
	8	don't know	5	0.03%	
	Total		12,149	82.43%	

Valid	Invalid	Minimum	Maximum
2589	12149	1	2

H2RI7A_2 - S24Q7A PARTNR2-SAME SCHOOL-W2

Type	Code
Measurement Unit	numeric
H2RI7A_2	7A_2. 2nd Partner: In what ways did you know {INITIALS} before your romantic relationship began? (If you knew {INITIALS} in more than one way, choose more than one answer.) You went to the same school.

			Frequency	% of total	% of valid
Valid	0	not marked	1319	8.95%	51.2%
	1	marked	1257	8.53%	48.8%
	Total		2,576	17.48%	100%
Missing	6	refused	23	0.16%	
	7	legitimate skip	12129	82.3%	
	8	don't know	10	0.07%	
	Total		12,162	82.52%	

Valid	Invalid	Minimum	Maximum
2576	12162	0	1

 H2RI7B_2 - S24Q7B PARTNR2-SAME PL OF WORSHIP-W2

Type	Code
Measurement Unit	numeric
H2RI7B_2	7B_2. 2nd Partner: In what ways did you know {INITIALS} before your romantic relationship began? (If you knew {INITIALS} in more than one way, choose more than one answer.) You went to the same church, synagogue, or place of worship.

			Frequency	% of total	% of valid
Valid	0	not marked	2438	16.54%	94.64%
	1	marked	138	0.94%	5.36%
	Total		2,576	17.48%	100%
Missing	6	refused	23	0.16%	
	7	legitimate skip	12129	82.3%	
	8	don't know	10	0.07%	
	Total		12,162	82.52%	

Valid	Invalid	Minimum	Maximum
2576	12162	0	1

 H2RI7C_2 - S24Q7C PARTNR2-NEIGHBORS-W2

Type	Code
Measurement Unit	numeric
H2RI7C_2	7C_2. 2nd Partner: In what ways did you know {INITIALS} before your romantic relationship began? (If you knew {INITIALS} in more than one way, choose more than one answer.) You were neighbors.

			Frequency	% of total	% of valid
Valid	0	not marked	2442	16.57%	94.8%
	1	marked	134	0.91%	5.2%
	Total		2,576	17.48%	100%
Missing	6	refused	23	0.16%	
	7	legitimate skip	12129	82.3%	
	8	don't know	10	0.07%	
	Total		12,162	82.52%	

Valid	Invalid	Minimum	Maximum
2576	12162	0	1

 H2RI7D_2 - S24Q7D PARTNR2-CASUAL ACQUAINTANCES-W2

Type	Code
Measurement Unit	numeric
H2RI7D_2	7D_2. 2nd Partner: In what ways did you know {INITIALS} before your romantic relationship began? (If you knew {INITIALS} in more than one way, choose more than one answer.) You were casual acquaintances.

			Frequency	% of total	% of valid
Valid	0	not marked	1957	13.28%	75.97%
	1	marked	619	4.2%	24.03%
	Total		2,576	17.48%	100%
Missing	6	refused	23	0.16%	
	7	legitimate skip	12129	82.3%	
	8	don't know	10	0.07%	
	Total		12,162	82.52%	

Valid	Invalid	Minimum	Maximum
2576	12162	0	1

 H2RI7E_2 - S24Q7E PARTNR2-FRIENDS-W2

Type	Code
Measurement Unit	numeric
H2RI7E_2	7E_2. 2nd Partner: In what ways did you know {INITIALS} before your romantic relationship began? (If you knew {INITIALS} in more than one way, choose more than one answer.) You were friends.

			Frequency	% of total	% of valid
Valid	0	not marked	1561	10.59%	60.6%
	1	marked	1015	6.89%	39.4%
	Total		2,576	17.48%	100%
Missing	6	refused	23	0.16%	
	7	legitimate skip	12129	82.3%	
	8	don't know	10	0.07%	
	Total		12,162	82.52%	

Valid	Invalid	Minimum	Maximum
2576	12162	0	1

 H2RI7F_2 - S24Q7F PARTNR2-SHARED MUTUAL FRIEND-W2

Type	Code
Measurement Unit	numeric
H2RI7F_2	7F_2. 2nd Partner: In what ways did you know {INITIALS} before your romantic relationship began? (If you knew {INITIALS} in more than one way, choose more than one answer.) {INITIALS} was a friend of another friend of yours.

			Frequency	% of total	% of valid
Valid	0	not marked	1597	10.84%	62%
	1	marked	979	6.64%	38%
	Total		2,576	17.48%	100%
Missing	6	refused	23	0.16%	
	7	legitimate skip	12129	82.3%	
	8	don't know	10	0.07%	
	Total		12,162	82.52%	

Valid	Invalid	Minimum	Maximum
2576	12162	0	1

H2RI7G_2 - S24Q7G PARTNR2-SOME OTHER WAY-W2

Type	Code
Measurement Unit	numeric
H2RI7G_2	7G_2. 2nd Partner: In what ways did you know {INITIALS} before your romantic relationship began? (If you knew {INITIALS} in more than one way, choose more than one answer.) Some other way

			Frequency	% of total	% of valid
Valid	0	not marked	2253	15.29%	87.46%
	1	marked	323	2.19%	12.54%
	Total		2,576	17.48%	100%
Missing	6	refused	23	0.16%	
	7	legitimate skip	12129	82.3%	
	8	don't know	10	0.07%	
	Total		12,162	82.52%	

Valid	Invalid	Minimum	Maximum
2576	12162	0	1

H2RI7H_2 - S24Q7H PARTNR2-DID NOT KNOW BEFORE-W2

Type	Code
------	------

Measurement Unit	numeric
H2R17H_2	7H_2. 2nd Partner: In what ways did you know {INITIALS} before your romantic relationship began? (If you knew {INITIALS} in more than one way, choose more than one answer.) You did not know {INITIALS} before your relationship began. Your romantic relationship began at your first meeting.

			Frequency	% of total	% of valid
Valid	0	not marked	2377	16.13%	92.27%
	1	marked	199	1.35%	7.73%
	Total		2,576	17.48%	100%
Missing	6	refused	23	0.16%	
	7	legitimate skip	12129	82.3%	
	8	don't know	10	0.07%	
Total		12,162	82.52%		

Valid	Invalid	Minimum	Maximum
2576	12162	0	1

H2R18_2 - S24Q8 PARTNR2-HOW MANY FRIENDS KNEW-W2

Type	Code
Measurement Unit	numeric
H2R18_2	8_2. 2nd Partner: When your relationship with {INITIALS} began, how many of your close friends knew {INITIALS}?

			Frequency	% of total	% of valid
Valid	1	all of them	782	5.31%	30.3%
	2	most of them	720	4.89%	27.9%
	3	a few of them	640	4.34%	24.8%
	4	one of them	207	1.4%	8.02%
	5	none of them	221	1.5%	8.56%
	6	when your romantic relationship with {INITIALS} began, you had no close friends	11	0.07%	0.43%
Total		2,581	17.51%	100%	
Missing	96	refused	20	0.14%	
	97	legitimate skip	12129	82.3%	
	98	don't know	8	0.05%	
Total		12,157	82.49%		

Valid	Invalid	Minimum	Maximum
2581	12157	1	6

 H2RI9_2 - S24Q9 PARTNR2-INSULT YOU IN PUBLIC-W2

Type	Code
Measurement Unit	numeric
H2RI9_2	9_2. 2nd Partner: Did {INITIALS} call you names, insult you, or treat you disrespectfully in front of others?

			Frequency	% of total	% of valid
Valid	0	no	2345	15.91%	90.75%
	1	yes	239	1.62%	9.25%
Total			2,584	17.53%	100%
Missing	6	refused	20	0.14%	
	7	legitimate skip	12129	82.3%	
	8	don't know	5	0.03%	
Total			12,154	82.47%	

Valid	Invalid	Minimum	Maximum
2584	12154	0	1

 H2RI10M2 - S24Q10 PARTNR2-MONTH FIRST OCCURRED-W2

Type	Code
Measurement Unit	numeric
H2RI10M2	10M2. 2nd Partner: In what month [and year] did {INITIALS} first do this?

			Frequency	% of total	% of valid
Valid	1	January	18	0.12%	9.89%
	2	February	18	0.12%	9.89%
	3	March	25	0.17%	13.74%
	4	April	22	0.15%	12.09%
	5	May	19	0.13%	10.44%
	6	June	20	0.14%	10.99%
	7	July	11	0.07%	6.04%
	8	August	11	0.07%	6.04%
	9	September	12	0.08%	6.59%
	10	October	10	0.07%	5.49%
	11	November	4	0.03%	2.2%
	12	December	12	0.08%	6.59%
Total			182	1.23%	100%
Missing	96	refused	3	0.02%	
	97	legitimate skip	14499	98.38%	
	98	don't know	54	0.37%	

		Total	14,556	98.77%	
--	--	-------	--------	--------	--

Valid	Invalid	Minimum	Maximum
182	14556	1	12

H2RI10Y2 - S24Q10 PARTNR2-YEAR FIRST OCCURRED-W2

Type	Code
Measurement Unit	numeric
H2RI10Y2	10Y2. 2nd Partner: In what [month and] year did {INITIALS} first do this?

			Frequency	% of total	% of valid
Valid	80	1980	1	0.01%	0.52%
	89	1989	1	0.01%	0.52%
	91	1991	3	0.02%	1.55%
	92	1992	2	0.01%	1.04%
	93	1993	3	0.02%	1.55%
	94	1994	25	0.17%	12.95%
	95	1995	70	0.47%	36.27%
	96	1996	88	0.6%	45.6%
		Total	193	1.31%	100%
Missing	996	refused	2	0.01%	
	997	legitimate skip	14499	98.38%	
	998	don't know	44	0.3%	
		Total	14,545	98.69%	

Valid	Invalid	Minimum	Maximum
193	14545	80	96

H2RI11_2 - S24Q11 PARTNR2-SWEAR AT YOU-W2

Type	Code
Measurement Unit	numeric
H2RI11_2	11_2. 2nd Partner: Did {INITIALS} swear at you?

			Frequency	% of total	% of valid
Valid	0	no	2306	15.65%	89.07%
	1	yes	283	1.92%	10.93%
		Total	2,589	17.57%	100%
Missing	6	refused	16	0.11%	
	7	legitimate skip	12129	82.3%	
	8	don't know	4	0.03%	

	Total	12,149	82.43%
--	-------	--------	--------

Valid	Invalid	Minimum	Maximum
2589	12149	0	1

H2RI12M2 - S24Q12 PARTNR2-MONTH FIRST OCCURRED-W2

Type	Code
Measurement Unit	numeric
H2RI12M2	12M2. 2nd Partner: In what month [and year] did {INITIALS} first do this?

			Frequency	% of total	% of valid
Valid	1	January	12	0.08%	6.09%
	2	February	23	0.16%	11.68%
	3	March	22	0.15%	11.17%
	4	April	28	0.19%	14.21%
	5	May	26	0.18%	13.2%
	6	June	15	0.1%	7.61%
	7	July	12	0.08%	6.09%
	8	August	11	0.07%	5.58%
	9	September	10	0.07%	5.08%
	10	October	12	0.08%	6.09%
	11	November	9	0.06%	4.57%
	12	December	17	0.12%	8.63%
	Total		197	1.34%	100%
Missing	96	refused	8	0.05%	
	97	legitimate skip	14455	98.08%	
	98	don't know	78	0.53%	
	Total		14,541	98.66%	

Valid	Invalid	Minimum	Maximum
197	14541	1	12

H2RI12Y2 - S24Q12 PARTNR2-YEAR FIRST OCCURRED-W2

Type	Code
Measurement Unit	numeric
H2RI12Y2	12Y2. 2nd Partner: In what [month and] year did {INITIALS} first do this?

	Frequency	% of total	% of valid
--	-----------	------------	------------

Valid	89	1989	1	0.01%	0.46%
	91	1991	3	0.02%	1.39%
	92	1992	2	0.01%	0.93%
	93	1993	4	0.03%	1.85%
	94	1994	24	0.16%	11.11%
	95	1995	78	0.53%	36.11%
	96	1996	104	0.71%	48.15%
		Total	216	1.47%	100%
Missing	996	refused	7	0.05%	
	997	legitimate skip	14455	98.08%	
	998	don't know	60	0.41%	
		Total	14,522	98.53%	

Valid	Invalid	Minimum	Maximum
216	14522	89	96

Type	Code
Measurement Unit	numeric
H2RI13_2	13_2. 2nd Partner: Did {INITIALS} threaten you with violence?

			Frequency	% of total	% of valid
Valid	0	no	2517	17.08%	97.26%
	1	yes	71	0.48%	2.74%
		Total	2,588	17.56%	100%
Missing	6	refused	17	0.12%	
	7	legitimate skip	12129	82.3%	
	8	don't know	4	0.03%	
		Total	12,150	82.44%	

Valid	Invalid	Minimum	Maximum
2588	12150	0	1

Type	Code
Measurement Unit	numeric
H2RI14M2	14M2. 2nd Partner: In what month [and year] did {INITIALS} first do this?

	Frequency	% of total	% of valid
--	-----------	------------	------------

Valid	1	January	5	0.03%	0.03%
	2	February	7	0.05%	0.05%
	3	March	8	0.05%	0.05%
	4	April	8	0.05%	0.05%
	5	May	6	0.04%	0.04%
	9	September	3	0.02%	0.02%
	10	October	4	0.03%	0.03%
	11	November	2	0.01%	0.01%
	12	December	1	0.01%	0.01%
		Total	14,726	99.92%	100%
Missing	6	June	4	0.03%	
	7	July	4	0.03%	
	8	August	4	0.03%	
		Total	12	0.08%	

Valid	Invalid	Minimum	Maximum
14726	12	1	98

Type	Code
Measurement Unit	numeric
H2RI14Y2	14Y2. 2nd Partner: In what [month and] year did {INITIALS} first do this?

			Frequency	% of total	% of valid
Valid	89	1989	1	0.01%	1.72%
	92	1992	1	0.01%	1.72%
	94	1994	8	0.05%	13.79%
	95	1995	22	0.15%	37.93%
	96	1996	26	0.18%	44.83%
		Total	58	0.39%	100%
Missing	996	refused	3	0.02%	
	997	legitimate skip	14667	99.52%	
	998	don't know	10	0.07%	
		Total	14,680	99.61%	

Valid	Invalid	Minimum	Maximum
58	14680	89	96

Type	Code
------	------

Measurement Unit	numeric
H2RI15_2	15_2. 2nd Partner: Did {INITIALS} push or shove you?

			Frequency	% of total	% of valid
Valid	0	no	2454	16.65%	94.82%
	1	yes	134	0.91%	5.18%
Total			2,588	17.56%	100%
Missing	6	refused	17	0.12%	
	7	legitimate skip	12129	82.3%	
	8	don't know	4	0.03%	
Total			12,150	82.44%	

Valid	Invalid	Minimum	Maximum
2588	12150	0	1

H2RI16M2 - S24Q16 PARTNR2-MONTH FIRST OCCURRED-W2

Type	Code
Measurement Unit	numeric
H2RI16M2	16M2. 2nd Partner: In what month [and year] did {INITIALS} first do this?

			Frequency	% of total	% of valid
Valid	1	January	10	0.07%	10.2%
	2	February	10	0.07%	10.2%
	3	March	8	0.05%	8.16%
	4	April	12	0.08%	12.24%
	5	May	11	0.07%	11.22%
	6	June	8	0.05%	8.16%
	7	July	8	0.05%	8.16%
	8	August	3	0.02%	3.06%
	9	September	8	0.05%	8.16%
	10	October	8	0.05%	8.16%
	11	November	7	0.05%	7.14%
	12	December	5	0.03%	5.1%
Total			98	0.66%	100%
Missing	96	refused	3	0.02%	
	97	legitimate skip	14604	99.09%	
	98	don't know	33	0.22%	
Total			14,640	99.34%	

Valid	Invalid	Minimum	Maximum
98	14640	1	12

 H2RI16Y2 - S24Q16 PARTNR2-YEAR FIRST OCCURRED-W2

Type	Code
Measurement Unit	numeric
H2RI16Y2	16Y2. 2nd Partner: In what [month and] year did {INITIALS} first do this?

			Frequency	% of total	% of valid
Valid	89	1989	1	0.01%	0.97%
	91	1991	1	0.01%	0.97%
	92	1992	1	0.01%	0.97%
	94	1994	12	0.08%	11.65%
	95	1995	42	0.28%	40.78%
	96	1996	46	0.31%	44.66%
		Total	103	0.7%	100%
Missing	.	missing	1	0.01%	
	996	refused	2	0.01%	
	997	legitimate skip	14604	99.09%	
	998	don't know	28	0.19%	
		Total	14,635	99.3%	

Valid	Invalid	Minimum	Maximum
103	14635	89	96

 H2RI17_2 - S24Q17 PARTNR2-THROW SOMETHING AT YOU-W2

Type	Code
Measurement Unit	numeric
H2RI17_2	17_2. 2nd Partner: Did {INITIALS} throw something at you that could hurt you?

			Frequency	% of total	% of valid
Valid	0	no	2543	17.25%	98.22%
	1	yes	46	0.31%	1.78%
			Total	2,589	17.57%
Missing	6	refused	17	0.12%	
	7	legitimate skip	12129	82.3%	
	8	don't know	3	0.02%	
		Total	12,149	82.43%	

Valid	Invalid	Minimum	Maximum
2589	12149	0	1

 H2RI18M2 - S24Q18 PARTNR2-MONTH FIRST OCCURRED-W2

Type	Code
Measurement Unit	numeric
H2RI18M2	18M2. 2nd Partner: In what month [and year] did {INITIALS} first do this?

			Frequency	% of total	% of valid
Valid	1	January	2	0.01%	5.88%
	2	February	6	0.04%	17.65%
	3	March	7	0.05%	20.59%
	4	April	2	0.01%	5.88%
	5	May	5	0.03%	14.71%
	7	July	1	0.01%	2.94%
	8	August	2	0.01%	5.88%
	9	September	3	0.02%	8.82%
	10	October	1	0.01%	2.94%
	11	November	2	0.01%	5.88%
	12	December	3	0.02%	8.82%
			Total	34	0.23%
Missing	96	refused	1	0.01%	
	97	legitimate skip	14692	99.69%	
	98	don't know	11	0.07%	
		Total	14,704	99.77%	

Valid	Invalid	Minimum	Maximum
34	14704	1	12

 H2RI18Y2 - S24Q18 PARTNR2-YEAR FIRST OCCURRED-W2

Type	Code
Measurement Unit	numeric
H2RI18Y2	18Y2. 2nd Partner: In what [month and] year did {INITIALS} first do this?

			Frequency	% of total	% of valid
Valid	89	1989	1	0.01%	2.63%
	91	1991	1	0.01%	2.63%
	92	1992	2	0.01%	5.26%
	94	1994	4	0.03%	10.53%
	95	1995	12	0.08%	31.58%
	96	1996	18	0.12%	47.37%
		Total	38	0.26%	100%

Missing	996	refused	1	0.01%	
	997	legitimate skip	14692	99.69%	
	998	don't know	7	0.05%	
		Total	14,700	99.74%	

Valid	Invalid	Minimum	Maximum
38	14700	89	96

Type	Code
Measurement Unit	numeric
H2RI19_2	19_2. 2nd Partner: Is your romantic relationship with {INITIALS} still going on?

			Frequency	% of total	% of valid
Valid	0	no	1859	12.61%	71.94%
	1	yes	725	4.92%	28.06%
		Total	2,584	17.53%	100%
Missing	6	refused	16	0.11%	
	7	legitimate skip	12129	82.3%	
	8	don't know	9	0.06%	
		Total	12,154	82.47%	

Valid	Invalid	Minimum	Maximum
2584	12154	0	1

Type	Code
Measurement Unit	numeric
H2RI20M2	20M2. 2nd Partner: In what month [and year] did your relationship with {INITIALS} end?

	Frequency	% of total	% of valid
--	-----------	------------	------------

Valid	1	January	151	1.02%	10.82%
	2	February	125	0.85%	8.95%
	3	March	159	1.08%	11.39%
	4	April	175	1.19%	12.54%
	5	May	195	1.32%	13.97%
	6	June	139	0.94%	9.96%
	7	July	82	0.56%	5.87%
	8	August	67	0.45%	4.8%
	9	September	63	0.43%	4.51%
	10	October	78	0.53%	5.59%
	11	November	77	0.52%	5.52%
	12	December	85	0.58%	6.09%
		Total	1,396	9.47%	100%
Missing	96	refused	27	0.18%	
	97	legitimate skip	12879	87.39%	
	98	don't know	436	2.96%	
		Total	13,342	90.53%	

Valid	Invalid	Minimum	Maximum
1396	13342	1	12

H2RI20Y2 - S24Q20Y PARTNR2-WHEN DID IT END-YR-W2

Type	Code
Measurement Unit	numeric
H2RI20Y2	20Y2. 2nd Partner: In what [month and] year did your relationship with {INITIALS} end?

			Frequency	% of total	% of valid
Valid	91	1991	1	0.01%	0.07%
	92	1992	2	0.01%	0.13%
	93	1993	4	0.03%	0.26%
	94	1994	39	0.26%	2.58%
	95	1995	588	3.99%	38.89%
	96	1996	878	5.96%	58.07%
		Total	1,512	10.26%	100%
Missing	996	refused	28	0.19%	
	997	legitimate skip	12879	87.39%	
	998	don't know	319	2.16%	
		Total	13,226	89.74%	

Valid	Invalid	Minimum	Maximum

1512	13226	91	96
------	-------	----	----

H2RI21_2 - S24Q21 PARTNR2-WHERE LIVE AT END-W2

Type	Code
Measurement Unit	numeric
H2RI21_2	21_2. 2nd Partner: When the romantic relationship with {INITIALS} ended, where did {INITIALS} live?

			Frequency	% of total	% of valid
Valid	1	in your neighborhood	462	3.13%	24.91%
	2	not in your neighborhood	1393	9.45%	75.09%
	Total		1,855	12.59%	100%
Missing	6	refused	2	0.01%	
	7	legitimate skip	12879	87.39%	
	8	don't know	2	0.01%	
	Total		12,883	87.41%	

Valid	Invalid	Minimum	Maximum
1855	12883	1	2

H2RI22_2 - S24Q22 PARTNR2-SAMPLE SCH NOW-W2

Type	Code
Measurement Unit	numeric
H2RI22_2	22_2. 2nd Partner: [If SCHOOL YEAR:] Does {INITIALS} go to {SAMPLE SCHOOL}? [If SUMMER:] Did {INITIALS} go to {SAMPLE SCHOOL} this past school year?

			Frequency	% of total	% of valid
Valid	0	no	1584	10.75%	61.13%
	1	yes	1007	6.83%	38.87%
	Total		2,591	17.58%	100%
Missing	6	refused	14	0.09%	
	7	legitimate skip	12129	82.3%	
	8	don't know	4	0.03%	
	Total		12,147	82.42%	

Valid	Invalid	Minimum	Maximum
2591	12147	0	1

H2RI23_2 - S24Q23 PARTNR2-SISTER SCH NOW-W2

Type	Code
Measurement Unit	numeric
H2RI23_2	23_2. 2nd Partner: [If SCHOOL YEAR:] Does {INITIALS} go to {SISTER SCHOOL}? [If SUMMER:] Did {INITIALS} go to {SISTER SCHOOL} this past school year?

			Frequency	% of total	% of valid
Valid	0	no	1105	7.5%	92.39%
	1	yes	91	0.62%	7.61%
	Total		1,196	8.12%	100%
Missing	6	refused	6	0.04%	
	7	legitimate skip	13529	91.8%	
	8	don't know	7	0.05%	
	Total		13,542	91.88%	

Valid	Invalid	Minimum	Maximum
1196	13542	0	1

H2RI24_2 - S24Q24 PARTNR2-SAMPLE SCH 94-95-W2

Type	Code
Measurement Unit	numeric
H2RI24_2	24_2. 2nd Partner: [If SCHOOL YEAR:] Did {INITIALS} go to {SAMPLE SCHOOL} during the 1994-95 school year, in other words, last school year? [If SUMMER:] Did {INITIALS} go to {SAMPLE SCHOOL} during the 1994-95 school year, in other words, the school year before this past one?

			Frequency	% of total	% of valid
Valid	0	no	1594	10.82%	61.54%
	1	yes	996	6.76%	38.46%
	Total		2,590	17.57%	100%
Missing	6	refused	13	0.09%	
	7	legitimate skip	12129	82.3%	
	8	don't know	6	0.04%	
	Total		12,148	82.43%	

Valid	Invalid	Minimum	Maximum
2590	12148	0	1

H2RI25_2 - S24Q25 PARTNR2-SISTER SCH 94-95-W2

Type	Code
Measurement Unit	numeric

H2RI25_2	25_2. 2nd Partner: [If SCHOOL YEAR:] Did {INITIALS} go to {SISTER SCHOOL} during the 1994-95 school year, in other words, last school year? [If SUMMER:] Did {INITIALS} go to {SISTER SCHOOL} the school year before this past one?
----------	---

			Frequency	% of total	% of valid
Valid	0	no	1481	10.05%	92.45%
	1	yes	121	0.82%	7.55%
	Total		1,602	10.87%	100%
Missing	6	refused	6	0.04%	
	7	legitimate skip	13125	89.06%	
	8	don't know	5	0.03%	
	Total		13,136	89.13%	

Valid	Invalid	Minimum	Maximum
1602	13136	0	1

H2RI26_2 - S24Q26 PARTNR2-GRADE NOW-W2

Type	Code
Measurement Unit	numeric
H2RI26_2	26_2. 2nd Partner: [If SCHOOL YEAR:] What grade is {INITIALS} in now? [If SUMMER:] What grade was {INITIALS} in during the 1995-96 school year?

			Frequency	% of total	% of valid
--	--	--	-----------	------------	------------

Valid	1	first grade	8	0.05%	0.31%
	2	second grade	4	0.03%	0.16%
	5	fifth grade	2	0.01%	0.08%
	6	sixth grade	12	0.08%	0.47%
	7	seventh grade	60	0.41%	2.33%
	8	eighth grade	237	1.61%	9.2%
	9	ninth grade	339	2.3%	13.17%
	10	tenth grade	418	2.84%	16.23%
	11	eleventh grade	443	3.01%	17.2%
	12	twelfth grade	360	2.44%	13.98%
	13	{INITIALS} has graduated from high school, and is in another kind of school	269	1.83%	10.45%
	14	{INITIALS} has graduated from high school, and is out of school	241	1.64%	9.36%
	15	{INITIALS} has dropped out of school	109	0.74%	4.23%
	16	{INITIALS} is in school, but you don't know what grade	11	0.07%	0.43%
	17	you don't know whether {INITIALS} is in school	62	0.42%	2.41%
		Total	2,575	17.47%	100%
	Missing	96	refused	15	0.1%
97		legitimate skip	12129	82.3%	
98		don't know	19	0.13%	
	Total	12,163	82.53%		

Valid	Invalid	Minimum	Maximum
2575	12163	1	17

Type	Numeric (Double)
H2RI27_2	27_2. 2nd Partner: How old is {INITIALS} now?

			Frequency	% of total	% of valid
Missing	96	refused	17	0.12%	
	97	legitimate skip	12129	82.3%	
	98	don't know	28	0.19%	
	Total		12,174	82.6%	

Valid	Invalid	Minimum	Maximum	Mean	StdDev
2564	12174	7	55	17.186427...	2.7721996...

 H2RI28_2 - S24RI28 PARTNR2-HISPANIC/LATINO-W2

Type	Code
Measurement Unit	numeric
H2RI28_2	28_2. 2nd Partner: Is {INITIALS} of Hispanic or Latino origin?

			Frequency	% of total	% of valid
Valid	0	no	2201	14.93%	85.15%
	1	yes	384	2.61%	14.85%
Total			2,585	17.54%	100%
Missing	6	refused	15	0.1%	
	7	legitimate skip	12129	82.3%	
	8	don't know	9	0.06%	
Total			12,153	82.46%	

Valid	Invalid	Minimum	Maximum
2585	12153	0	1

 H2RI29A2 - S24RI29A PARTNR2-MEXICAN-W2

Type	Code
Measurement Unit	numeric
H2RI29A2	29A2. 2nd Partner: What is {INITIALS}'s Hispanic or Latino background? You may choose more than one answer. Mexican/Mexican American

			Frequency	% of total	% of valid
Valid	0	not marked	208	1.41%	55.47%
	1	marked	167	1.13%	44.53%
Total			375	2.54%	100%
Missing	6	refused	1	0.01%	
	7	legitimate skip	14354	97.39%	
	8	don't know	8	0.05%	
Total			14,363	97.46%	

Valid	Invalid	Minimum	Maximum
375	14363	0	1

 H2RI29B2 - S24RI29B PARTNR2-CHICANO-W2

Type	Code
Measurement Unit	numeric

H2RI29B2	29B2. 2nd Partner: What is {INITIALS}'s Hispanic or Latino background? You may choose more than one answer. Chicano/Chicana
----------	---

			Frequency	% of total	% of valid
Valid	0	not marked	342	2.32%	91.2%
	1	marked	33	0.22%	8.8%
Total			375	2.54%	100%
Missing	6	refused	1	0.01%	
	7	legitimate skip	14354	97.39%	
	8	don't know	8	0.05%	
Total			14,363	97.46%	

Valid	Invalid	Minimum	Maximum
375	14363	0	1

H2RI29C2 - S24RI29C PARTNR2-CUBAN-W2

Type	Code
Measurement Unit	numeric
H2RI29C2	29C2. 2nd Partner: What is {INITIALS}'s Hispanic or Latino background? You may choose more than one answer. Cuban/Cuban American

			Frequency	% of total	% of valid
Valid	0	not marked	328	2.23%	87.47%
	1	marked	47	0.32%	12.53%
Total			375	2.54%	100%
Missing	6	refused	1	0.01%	
	7	legitimate skip	14354	97.39%	
	8	don't know	8	0.05%	
Total			14,363	97.46%	

Valid	Invalid	Minimum	Maximum
375	14363	0	1

H2RI29D2 - S24RI29D PARTNR2-PUERTO RICAN-W2

Type	Code
Measurement Unit	numeric
H2RI29D2	29D2. 2nd Partner: What is {INITIALS}'s Hispanic or Latino background? You may choose more than one answer. Puerto Rican

			Frequency	% of total	% of valid
--	--	--	-----------	------------	------------

Valid	0	not marked	308	2.09%	82.13%
	1	marked	67	0.45%	17.87%
		Total	375	2.54%	100%
Missing	6	refused	1	0.01%	
	7	legitimate skip	14354	97.39%	
	8	don't know	8	0.05%	
		Total	14,363	97.46%	

Valid	Invalid	Minimum	Maximum
375	14363	0	1

H2RI29E2 - S24RI29E PARTNR2-CENTR/SOUTH AMERICAN-W2

Type	Code
Measurement Unit	numeric
H2RI29E2	29E2. 2nd Partner: What is {INITIALS}'s Hispanic or Latino background? You may choose more than one answer. Central/South American

			Frequency	% of total	% of valid
Valid	0	not marked	344	2.33%	91.73%
	1	marked	31	0.21%	8.27%
		Total	375	2.54%	100%
Missing	6	refused	1	0.01%	
	7	legitimate skip	14354	97.39%	
	8	don't know	8	0.05%	
		Total	14,363	97.46%	

Valid	Invalid	Minimum	Maximum
375	14363	0	1

H2RI29F2 - S24RI29F PARTNR2-OTHER HISPANIC-W2

Type	Code
Measurement Unit	numeric
H2RI29F2	29F2. 2nd Partner: What is {INITIALS}'s Hispanic or Latino background? You may choose more than one answer. other Hispanic

			Frequency	% of total	% of valid
Valid	0	not marked	319	2.16%	85.07%
	1	marked	56	0.38%	14.93%
		Total	375	2.54%	100%

Missing	6	refused	1	0.01%	
	7	legitimate skip	14354	97.39%	
	8	don't know	8	0.05%	
		Total	14,363	97.46%	

Valid	Invalid	Minimum	Maximum
375	14363	0	1

Type	Code
Measurement Unit	numeric
H2RI30A2	30A2. 2nd Partner: What is {INITIALS}'s race? If {INITIALS} is of mixed race, you may choose more than one answer. White

			Frequency	% of total	% of valid
Valid	0	not marked	898	6.09%	34.78%
	1	marked	1684	11.43%	65.22%
		Total	2,582	17.52%	100%
Missing	6	refused	15	0.1%	
	7	legitimate skip	12129	82.3%	
	8	don't know	12	0.08%	
		Total	12,156	82.48%	

Valid	Invalid	Minimum	Maximum
2582	12156	0	1

Type	Code
Measurement Unit	numeric
H2RI30B2	30B2. 2nd Partner: What is {INITIALS}'s race? If {INITIALS} is of mixed race, you may choose more than one answer. black or African American

			Frequency	% of total	% of valid
Valid	0	not marked	2073	14.07%	80.29%
	1	marked	509	3.45%	19.71%
		Total	2,582	17.52%	100%
Missing	6	refused	15	0.1%	
	7	legitimate skip	12129	82.3%	
	8	don't know	12	0.08%	
		Total	12,156	82.48%	

Valid	Invalid	Minimum	Maximum
2582	12156	0	1

Type	Code
Measurement Unit	numeric
H2RI30C2	30C2. 2nd Partner: What is {INITIALS}'s race? If {INITIALS} is of mixed race, you may choose more than one answer. American Indian or Native American

			Frequency	% of total	% of valid
Valid	0	not marked	2521	17.11%	97.64%
	1	marked	61	0.41%	2.36%
	Total		2,582	17.52%	100%
Missing	6	refused	15	0.1%	
	7	legitimate skip	12129	82.3%	
	8	don't know	12	0.08%	
	Total		12,156	82.48%	

Valid	Invalid	Minimum	Maximum
2582	12156	0	1

Type	Code
Measurement Unit	numeric
H2RI30D2	30D2. 2nd Partner: What is {INITIALS}'s race? If {INITIALS} is of mixed race, you may choose more than one answer. Asian or Pacific Islander

			Frequency	% of total	% of valid
Valid	0	not marked	2455	16.66%	95.08%
	1	marked	127	0.86%	4.92%
	Total		2,582	17.52%	100%
Missing	6	refused	15	0.1%	
	7	legitimate skip	12129	82.3%	
	8	don't know	12	0.08%	
	Total		12,156	82.48%	

Valid	Invalid	Minimum	Maximum
2582	12156	0	1

###

Type	Code
Measurement Unit	numeric
H2RI30E2	30E2. 2nd Partner: What is {INITIALS}'s race? If {INITIALS} is of mixed race, you may choose more than one answer. other

			Frequency	% of total	% of valid
Valid	0	not marked	2289	15.53%	88.65%
	1	marked	293	1.99%	11.35%
	Total		2,582	17.52%	100%
Missing	6	refused	15	0.1%	
	7	legitimate skip	12129	82.3%	
	8	don't know	12	0.08%	
Total		12,156	82.48%		

Valid	Invalid	Minimum	Maximum
2582	12156	0	1

H2RI31A2 - S24RI31A PARTNR2-CHINESE-W2

Type	Code
Measurement Unit	numeric
H2RI31A2	31A2. 2nd Partner: What is {INITIALS}'s Asian background? You may choose more than one answer. Chinese

			Frequency	% of total	% of valid
Valid	0	not marked	113	0.77%	88.98%
	1	marked	14	0.09%	11.02%
	Total		127	0.86%	100%
Missing	7	legitimate skip	14611	99.14%	
	Total		14,611	99.14%	

Valid	Invalid	Minimum	Maximum
127	14611	0	1

H2RI31B2 - S24RI31B PARTNR2-FILIPINO-W2

Type	Code
Measurement Unit	numeric
H2RI31B2	31B2. 2nd Partner: What is {INITIALS}'s Asian background? You may choose more than one answer. Filipino

			Frequency	% of total	% of valid
--	--	--	-----------	------------	------------

Valid	0	not marked	61	0.41%	48.03%
	1	marked	66	0.45%	51.97%
		Total	127	0.86%	100%
Missing	7	legitimate skip	14611	99.14%	
		Total	14,611	99.14%	

Valid	Invalid	Minimum	Maximum
127	14611	0	1

Type	Code
Measurement Unit	numeric
H2RI31C2	31C2. 2nd Partner: What is {INITIALS}'s Asian background? You may choose more than one answer. Japanese

			Frequency	% of total	% of valid
Valid	0	not marked	106	0.72%	83.46%
	1	marked	21	0.14%	16.54%
		Total	127	0.86%	100%
Missing	7	legitimate skip	14611	99.14%	
		Total	14,611	99.14%	

Valid	Invalid	Minimum	Maximum
127	14611	0	1

Type	Code
Measurement Unit	numeric
H2RI31D2	31D2. 2nd Partner: What is {INITIALS}'s Asian background? You may choose more than one answer. Asian Indian

			Frequency	% of total	% of valid
Valid	0	not marked	126	0.85%	99.21%
	1	marked	1	0.01%	0.79%
		Total	127	0.86%	100%
Missing	7	legitimate skip	14611	99.14%	
		Total	14,611	99.14%	

Valid	Invalid	Minimum	Maximum
127	14611	0	1

 H2RI31E2 - S24RI31E PARTNR2-KOREAN-W2

Type	Code
Measurement Unit	numeric
H2RI31E2	31E2. 2nd Partner: What is {INITIALS}'s Asian background? You may choose more than one answer. Korean

			Frequency	% of total	% of valid
Valid	0	not marked	116	0.79%	91.34%
	1	marked	11	0.07%	8.66%
		Total	127	0.86%	100%
Missing	7	legitimate skip	14611	99.14%	
	Total		14,611	99.14%	

Valid	Invalid	Minimum	Maximum
127	14611	0	1

 H2RI31F2 - S24RI31F PARTNR2-VIETNAMESE-W2

Type	Code
Measurement Unit	numeric
H2RI31F2	31F2. 2nd Partner: What is {INITIALS}'s Asian background? You may choose more than one answer. Vietnamese

			Frequency	% of total	% of valid
Valid	0	not marked	122	0.83%	96.06%
	1	marked	5	0.03%	3.94%
		Total	127	0.86%	100%
Missing	7	legitimate skip	14611	99.14%	
	Total		14,611	99.14%	

Valid	Invalid	Minimum	Maximum
127	14611	0	1

 H2RI31G2 - S24RI31G PARTNR2-OTHER-W2

Type	Code
Measurement Unit	numeric
H2RI31G2	31G2. 2nd Partner: What is {INITIALS}'s Asian background? You may choose more than one answer. other

			Frequency	% of total	% of valid
--	--	--	-----------	------------	------------

Valid	0	not marked	104	0.71%	81.89%
	1	marked	23	0.16%	18.11%
		Total	127	0.86%	100%
Missing	7	legitimate skip	14611	99.14%	
		Total	14,611	99.14%	

Valid	Invalid	Minimum	Maximum
127	14611	0	1

Type	Code
Measurement Unit	numeric
H2RI32_2	32_2. 2nd Partner: What is {INITIALS}'s sex?

			Frequency	% of total	% of valid
Valid	1	male	1375	9.33%	52.9%
	2	female	1224	8.31%	47.1%
		Total	2,599	17.63%	100%
Missing	6	refused	9	0.06%	
	7	legitimate skip	12129	82.3%	
	8	don't know	1	0.01%	
		Total	12,139	82.37%	

Valid	Invalid	Minimum	Maximum
2599	12139	1	2

Type	Code
Measurement Unit	numeric
H2RI33A2	33A2. 2nd Partner: Go through the deck of cards and reject any cards that describe things that have NOT happened in your romantic relationship with {INITIALS}: You went out together in a group.

			Frequency	% of total	% of valid
Valid	0	card rejected	832	5.65%	5.65%
	1	card accepted	1700	11.53%	11.53%
	2	refused to order card in Q34	1	0.01%	0.01%
	3	did not know order in Q34	2	0.01%	0.01%
		Total	14,738	100%	100%

Valid	Invalid	Minimum	Maximum
-------	---------	---------	---------

14738	0	0	8
-------	---	---	---

H2RI33B2 - S24Q33B PARTNR2-MET PARENTS-W2

Type	Code
Measurement Unit	numeric
H2RI33B2	33B2. 2nd Partner: Go through the deck of cards and reject any cards that describe things that have NOT happened in your romantic relationship with {INITIALS}: You met your partneRespondent's parents.

			Frequency	% of total	% of valid
Valid	0	card rejected	1126	7.64%	7.64%
	1	card accepted	1415	9.6%	9.6%
	2	refused to order card in Q34	3	0.02%	0.02%
	3	did not know order in Q34	1	0.01%	0.01%
Total			14,738	100%	100%

Valid	Invalid	Minimum	Maximum
14738	0	0	8

H2RI33C2 - S24Q33C PARTNR2-SAID WERE A COUPLE-W2

Type	Code
Measurement Unit	numeric
H2RI33C2	33C2. 2nd Partner: Go through the deck of cards and reject any cards that describe things that have NOT happened in your romantic relationship with {INITIALS}: You told other people that you were a couple.

			Frequency	% of total	% of valid
Valid	0	card rejected	863	5.86%	5.86%
	1	card accepted	1683	11.42%	11.42%
	2	refused to order card in Q34	1	0.01%	0.01%
Total			14,738	100%	100%

Valid	Invalid	Minimum	Maximum
14738	0	0	8

H2RI33D2 - S24Q33D PARTNR2-SAW LESS OF FRIENDS-W2

Type	Code
Measurement Unit	numeric

H2RI33D2	33D2. 2nd Partner: Go through the deck of cards and reject any cards that describe things that have NOT happened in your romantic relationship with {INITIALS}: You saw less of your other friends so you could spend more time with your partner.
----------	--

			Frequency	% of total	% of valid
Valid	0	card rejected	1612	10.94%	10.94%
	1	card accepted	931	6.32%	6.32%
	2	refused to order card in Q34	2	0.01%	0.01%
Total			14,738	100%	100%

Valid	Invalid	Minimum	Maximum
14738	0	0	8

H2RI33E2 - S24Q33E PARTNR2-WENT OUT ALONE-W2

Type	Code
Measurement Unit	numeric
H2RI33E2	33E2. 2nd Partner: Go through the deck of cards and reject any cards that describe things that have NOT happened in your romantic relationship with {INITIALS}: You and your partner went out together alone.

			Frequency	% of total	% of valid
Valid	0	card rejected	937	6.36%	6.36%
	1	card accepted	1610	10.92%	10.92%
	2	refused to order card in Q34	2	0.01%	0.01%
Total			14,738	100%	100%

Valid	Invalid	Minimum	Maximum
14738	0	0	8

H2RI33F2 - S24Q33F PARTNR2-HELD HANDS-W2

Type	Code
Measurement Unit	numeric
H2RI33F2	33F2. 2nd Partner: Go through the deck of cards and reject any cards that describe things that have NOT happened in your romantic relationship with {INITIALS}: You held hands.

			Frequency	% of total	% of valid
Valid	0	card rejected	477	3.24%	3.24%
	1	card accepted	2068	14.03%	14.03%
	2	refused to order card in Q34	4	0.03%	0.03%

		Total	14,738	100%	100%
--	--	-------	--------	------	------

Valid	Invalid	Minimum	Maximum
14738	0	0	8

H2RI33G2 - S24Q33G PARTNR2-EXCHANGED PRESENTS-W2

Type	Code
Measurement Unit	numeric
H2RI33G2	33G2. 2nd Partner: Go through the deck of cards and reject any cards that describe things that have NOT happened in your romantic relationship with {INITIALS}: You gave each other presents.

			Frequency	% of total	% of valid
Valid	0	card rejected	1471	9.98%	9.98%
	1	card accepted	1070	7.26%	7.26%
	2	refused to order card in Q34	3	0.02%	0.02%
		Total	14,738	100%	100%

Valid	Invalid	Minimum	Maximum
14738	0	0	8

H2RI33H2 - S24Q33H PARTNR2-SAID LOVED EACH OTHER-W2

Type	Code
Measurement Unit	numeric
H2RI33H2	33H2. 2nd Partner: Go through the deck of cards and reject any cards that describe things that have NOT happened in your romantic relationship with {INITIALS}: You told each other that you loved each other.

			Frequency	% of total	% of valid
Valid	0	card rejected	1326	9%	9%
	1	card accepted	1214	8.24%	8.24%
	2	refused to order card in Q34	3	0.02%	0.02%
	3	did not know order in Q34	1	0.01%	0.01%
		Total	14,738	100%	100%

Valid	Invalid	Minimum	Maximum
14738	0	0	8

H2RI33I2 - S24Q33I PARTNR2-CONSIDERED A COUPLE-W2

Type	Code
------	------

Measurement Unit	numeric
H2RI33I2	33I2. 2nd Partner: Go through the deck of cards and reject any cards that describe things that have NOT happened in your romantic relationship with {INITIALS}: You thought of yourselves as a couple.

			Frequency	% of total	% of valid
Valid	0	card rejected	784	5.32%	5.32%
	1	card accepted	1758	11.93%	11.93%
	2	refused to order card in Q34	4	0.03%	0.03%
	3	did not know order in Q34	1	0.01%	0.01%
Total			14,738	100%	100%

Valid	Invalid	Minimum	Maximum
14738	0	0	8

H2RI33J2 - S24Q33J PARTNR2-TALKED CONTRACEPT-W2

Type	Code
Measurement Unit	numeric
H2RI33J2	33J2. 2nd Partner: Go through the deck of cards and reject any cards that describe things that have NOT happened in your romantic relationship with {INITIALS}: You talked about contraception or sexually transmitted diseases.

			Frequency	% of total	% of valid
Valid	0	card rejected	1907	12.94%	12.94%
	1	card accepted	635	4.31%	4.31%
	2	refused to order card in Q34	2	0.01%	0.01%
Total			14,738	100%	100%

Valid	Invalid	Minimum	Maximum
14738	0	0	8

H2RI33K2 - S24Q33K PARTNR2-KISSED-W2

Type	Code
Measurement Unit	numeric
H2RI33K2	33K2. 2nd Partner: Go through the deck of cards and reject any cards that describe things that have NOT happened in your romantic relationship with {INITIALS}: You kissed.

			Frequency	% of total	% of valid
Valid	0	card rejected	456	3.09%	3.09%
	1	card accepted	2088	14.17%	14.17%
	2	refused to order card in Q34	5	0.03%	0.03%

		Total	14,738	100%	100%
--	--	-------	--------	------	------

Valid	Invalid	Minimum	Maximum
14738	0	0	8

H2RI33L2 - S24Q33L PARTNR2-TOUCHED EACH OTHER-W2

Type	Code
Measurement Unit	numeric
H2RI33L2	33L2. 2nd Partner: Go through the deck of cards and reject any cards that describe things that have NOT happened in your romantic relationship with {INITIALS}: You touched each other under your clothing or with no clothes on.

			Frequency	% of total	% of valid
Valid	0	card rejected	1205	8.18%	8.18%
	1	card accepted	1337	9.07%	9.07%
	2	refused to order card in Q34	3	0.02%	0.02%
		Total	14,738	100%	100%

Valid	Invalid	Minimum	Maximum
14738	0	0	8

H2RI33M2 - S24Q33M PARTNR2-HAD SEX-W2

Type	Code
Measurement Unit	numeric
H2RI33M2	33M2. 2nd Partner: Go through the deck of cards and reject any cards that describe things that have NOT happened in your romantic relationship with {INITIALS}: You had sexual intercourse.

			Frequency	% of total	% of valid
Valid	0	card rejected	1643	11.15%	11.15%
	1	card accepted	897	6.09%	6.09%
	2	refused to order card in Q34	3	0.02%	0.02%
	3	did not know order in Q34	1	0.01%	0.01%
		Total	14,738	100%	100%

Valid	Invalid	Minimum	Maximum
14738	0	0	8

H2RI33N2 - S24Q33N PARTNR2-TOUCHED GENITALS-W2

Type	Code
------	------

Measurement Unit	numeric
H2RI33N2	33N2. 2nd Partner: Go through the deck of cards and reject any cards that describe things that have NOT happened in your romantic relationship with {INITIALS}: You touched each other Respondent's genitals (private parts).

			Frequency	% of total	% of valid
Valid	0	card rejected	1375	9.33%	9.33%
	1	card accepted	1167	7.92%	7.92%
	2	refused to order card in Q34	3	0.02%	0.02%
Total			14,738	100%	100%

Valid	Invalid	Minimum	Maximum
14738	0	0	8

H2RI33O2 - S24Q33O PARTNR2-GOT PREGNANT-W2

Type	Code
Measurement Unit	numeric
H2RI33O2	33O2. 2nd Partner: Go through the deck of cards and reject any cards that describe things that have NOT happened in your romantic relationship with {INITIALS}: Your partner or you got pregnant.

			Frequency	% of total	% of valid
Valid	0	card rejected	2428	16.47%	16.47%
	1	card accepted	104	0.71%	0.71%
	2	refused to order card in Q34	3	0.02%	0.02%
	3	did not know order in Q34	1	0.01%	0.01%
Total			14,738	100%	100%

Valid	Invalid	Minimum	Maximum
14738	0	0	8

H2RI34A2 - S24Q34A PARTNR2-FIRST EVENT-W2

Type	Code
Measurement Unit	numeric
H2RI34A2	34A2. 2nd Partner: Enter the first thing that happened in your relationship with {INITIALS}.

			Frequency	% of total	% of valid
--	--	--	-----------	------------	------------

Valid	1	you went out together in a group	1061	7.2%	44.17%
	2	you met your partner's parents	271	1.84%	11.28%
	3	you told other people that you were a couple	113	0.77%	4.7%
	4	you saw less of other friends so you could spend more time with your partner	42	0.28%	1.75%
	5	you and your partner went out together alone	178	1.21%	7.41%
	6	you held hands	268	1.82%	11.16%
	7	you gave each other presents	24	0.16%	1%
	8	you told each other you loved each other	27	0.18%	1.12%
	9	you thought of yourselves as a couple	244	1.66%	10.16%
	10	you talked about contraception or sexually transmitted diseases	11	0.07%	0.46%
	11	you kissed	145	0.98%	6.04%
	12	You touched each other under your clothing or with no clothes on	5	0.03%	0.21%
	13	you had sexual intercourse	11	0.07%	0.46%
	14	you touched each others' genitals (private parts)	1	0.01%	0.04%
	15	your partner or you got pregnant	1	0.01%	0.04%
		Total	2,402	16.3%	100%

Valid	Invalid	Minimum	Maximum
2402	12336	1	15

H2RI34B2 - S24Q34B PARTNR2-SECOND EVENT-W2

Type	Code
Measurement Unit	numeric
H2RI34B2	34B2. 2nd Partner: Enter the next [second] thing that happened in your relationship.

	Frequency	% of total	% of valid
--	-----------	------------	------------

Valid	1	you went out together in a group	149	1.01%	6.31%
	2	you met your partner's parents	333	2.26%	14.1%
	3	you told other people that you were a couple	318	2.16%	13.46%
	4	you saw less of other friends so you could spend more time with your partner	67	0.45%	2.84%
	5	you and your partner went out together alone	307	2.08%	13%
	6	you held hands	504	3.42%	21.34%
	7	you gave each other presents	31	0.21%	1.31%
	8	you told each other you loved each other	36	0.24%	1.52%
	9	you thought of yourselves as a couple	228	1.55%	9.65%
	10	you talked about contraception or sexually transmitted diseases	19	0.13%	0.8%
	11	you kissed	301	2.04%	12.74%
	12	You touched each other under your clothing or with no clothes on	48	0.33%	2.03%
	13	you had sexual intercourse	6	0.04%	0.25%
	14	you touched each others' genitals (private parts)	13	0.09%	0.55%
	15	your partner or you got pregnant	2	0.01%	0.08%
	Total	2,362	16.03%	100%	

Valid	Invalid	Minimum	Maximum
2362	12376	1	15

H2RI34C2 - S24Q34C PARTNR2-3RD EVENT-W2

Type	Code
Measurement Unit	numeric
H2RI34C2	34C2. 2nd Partner: Enter the next [third] thing that happened in your relationship.

	Frequency	% of total	% of valid
--	-----------	------------	------------

Valid	1	you went out together in a group	117	0.79%	5.07%
	2	you met your partner's parents	138	0.94%	5.98%
	3	you told other people that you were a couple	346	2.35%	15%
	4	you saw less of other friends so you could spend more time with your partner	132	0.9%	5.72%
	5	you and your partner went out together alone	228	1.55%	9.88%
	6	you held hands	453	3.07%	19.64%
	7	you gave each other presents	47	0.32%	2.04%
	8	you told each other you loved each other	74	0.5%	3.21%
	9	you thought of yourselves as a couple	223	1.51%	9.67%
	10	you talked about contraception or sexually transmitted diseases	18	0.12%	0.78%
	11	you kissed	385	2.61%	16.69%
	12	You touched each other under your clothing or with no clothes on	74	0.5%	3.21%
	13	you had sexual intercourse	28	0.19%	1.21%
	14	you touched each others' genitals (private parts)	41	0.28%	1.78%
	15	your partner or you got pregnant	3	0.02%	0.13%
	Total	2,307	15.65%	100%	

Valid	Invalid	Minimum	Maximum
2307	12431	1	15

H2RI34D2 - S24Q34D PARTNR2-4TH EVENT-W2

Type	Code
Measurement Unit	numeric
H2RI34D2	34D2. 2nd Partner: Enter the next [fourth] thing that happened in your relationship.

	Frequency	% of total	% of valid
--	-----------	------------	------------

Valid	1	you went out together in a group	96	0.65%	4.38%
	2	you met your partner's parents	126	0.85%	5.75%
	3	you told other people that you were a couple	199	1.35%	9.07%
	4	you saw less of other friends so you could spend more time with your partner	163	1.11%	7.43%
	5	you and your partner went out together alone	229	1.55%	10.44%
	6	you held hands	336	2.28%	15.32%
	7	you gave each other presents	101	0.69%	4.61%
	8	you told each other you loved each other	87	0.59%	3.97%
	9	you thought of yourselves as a couple	267	1.81%	12.18%
	10	you talked about contraception or sexually transmitted diseases	30	0.2%	1.37%
	11	you kissed	337	2.29%	15.37%
	12	You touched each other under your clothing or with no clothes on	108	0.73%	4.92%
	13	you had sexual intercourse	50	0.34%	2.28%
	14	you touched each others' genitals (private parts)	64	0.43%	2.92%
	Total	2,193	14.88%	100%	

Valid	Invalid	Minimum	Maximum
2193	12545	1	14

Type	Code
Measurement Unit	numeric
H2RI34E2	34E2. 2nd Partner: Enter the next [fifth] thing that happened in your relationship.

	Frequency	% of total	% of valid
--	-----------	------------	------------

Valid	1	you went out together in a group	83	0.56%	4.13%
	2	you met your partner's parents	111	0.75%	5.52%
	3	you told other people that you were a couple	212	1.44%	10.54%
	4	you saw less of other friends so you could spend more time with your partner	80	0.54%	3.98%
	5	you and your partner went out together alone	253	1.72%	12.57%
	6	you held hands	228	1.55%	11.33%
	7	you gave each other presents	109	0.74%	5.42%
	8	you told each other you loved each other	109	0.74%	5.42%
	9	you thought of yourselves as a couple	229	1.55%	11.38%
	10	you talked about contraception or sexually transmitted diseases	33	0.22%	1.64%
	11	you kissed	312	2.12%	15.51%
	12	You touched each other under your clothing or with no clothes on	117	0.79%	5.82%
	13	you had sexual intercourse	55	0.37%	2.73%
	14	you touched each others' genitals (private parts)	81	0.55%	4.03%
	Total	2,012	13.65%	100%	

Valid	Invalid	Minimum	Maximum
2012	12726	1	14

H2RI34F2 - S24Q34F PARTNR2-6TH EVENT-W2	
Type	Code
Measurement Unit	numeric
H2RI34F2	34F2. 2nd Partner: Enter the next [sixth] thing that happened in your relationship.

	Frequency	% of total	% of valid
--	-----------	------------	------------

Valid	1	you went out together in a group	63	0.43%	3.47%
	2	you met your partner's parents	122	0.83%	6.73%
	3	you told other people that you were a couple	187	1.27%	10.31%
	4	you saw less of other friends so you could spend more time with your partner	88	0.6%	4.85%
	5	you and your partner went out together alone	142	0.96%	7.83%
	6	you held hands	189	1.28%	10.42%
	7	you gave each other presents	138	0.94%	7.61%
	8	you told each other you loved each other	145	0.98%	8%
	9	you thought of yourselves as a couple	180	1.22%	9.93%
	10	you talked about contraception or sexually transmitted diseases	44	0.3%	2.43%
	11	you kissed	194	1.32%	10.7%
	12	You touched each other under your clothing or with no clothes on	136	0.92%	7.5%
	13	you had sexual intercourse	63	0.43%	3.47%
	14	you touched each others' genitals (private parts)	117	0.79%	6.45%
	15	your partner or you got pregnant	5	0.03%	0.28%
	Total	1,813	12.3%	100%	

Valid	Invalid	Minimum	Maximum
1813	12925	1	15

H2RI34G2 - S24Q34G PARTNR2-7TH EVENT-W2

Type	Code
Measurement Unit	numeric
H2RI34G2	34G2. 2nd Partner: Enter the next [seventh] thing that happened in your relationship.

	Frequency	% of total	% of valid
--	-----------	------------	------------

Valid	1	you went out together in a group	45	0.31%	2.84%
	2	you met your partner's parents	97	0.66%	6.13%
	3	you told other people that you were a couple	138	0.94%	8.72%
	4	you saw less of other friends so you could spend more time with your partner	98	0.66%	6.19%
	5	you and your partner went out together alone	118	0.8%	7.45%
	6	you held hands	47	0.32%	2.97%
	7	you gave each other presents	196	1.33%	12.38%
	8	you told each other you loved each other	173	1.17%	10.93%
	9	you thought of yourselves as a couple	133	0.9%	8.4%
	10	you talked about contraception or sexually transmitted diseases	47	0.32%	2.97%
	11	you kissed	158	1.07%	9.98%
	12	You touched each other under your clothing or with no clothes on	137	0.93%	8.65%
	13	you had sexual intercourse	83	0.56%	5.24%
	14	you touched each others' genitals (private parts)	112	0.76%	7.08%
	15	your partner or you got pregnant	1	0.01%	0.06%
	Total	1,583	10.74%	100%	

Valid	Invalid	Minimum	Maximum
1583	13155	1	15

 H2RI34H2 - S24Q34H PARTNR2-8TH EVENT-W2

Type	Code
Measurement Unit	numeric
H2RI34H2	34H2. 2nd Partner: Enter the next [eighth] thing that happened in your relationship.

	Frequency	% of total	% of valid
--	-----------	------------	------------

Valid	1	you went out together in a group	20	0.14%	1.5%
	2	you met your partner's parents	75	0.51%	5.61%
	3	you told other people that you were a couple	86	0.58%	6.44%
	4	you saw less of other friends so you could spend more time with your partner	96	0.65%	7.19%
	5	you and your partner went out together alone	67	0.45%	5.01%
	6	you held hands	18	0.12%	1.35%
	7	you gave each other presents	144	0.98%	10.78%
	8	you told each other you loved each other	230	1.56%	17.22%
	9	you thought of yourselves as a couple	94	0.64%	7.04%
	10	you talked about contraception or sexually transmitted diseases	67	0.45%	5.01%
	11	you kissed	78	0.53%	5.84%
	12	You touched each other under your clothing or with no clothes on	167	1.13%	12.5%
	13	you had sexual intercourse	68	0.46%	5.09%
	14	you touched each others' genitals (private parts)	123	0.83%	9.21%
	15	your partner or you got pregnant	3	0.02%	0.22%
		Total	1,336	9.07%	100%

Valid	Invalid	Minimum	Maximum
1336	13402	1	15

Type	Code
Measurement Unit	numeric
H2RI34I2	34I2. 2nd Partner: Enter the next [ninth] thing that happened in your relationship.

	Frequency	% of total	% of valid
--	-----------	------------	------------

Valid	1	you went out together in a group	26	0.18%	2.35%
	2	you met your partner's parents	55	0.37%	4.96%
	3	you told other people that you were a couple	42	0.28%	3.79%
	4	you saw less of other friends so you could spend more time with your partner	67	0.45%	6.05%
	5	you and your partner went out together alone	47	0.32%	4.24%
	6	you held hands	9	0.06%	0.81%
	7	you gave each other presents	119	0.81%	10.74%
	8	you told each other you loved each other	119	0.81%	10.74%
	9	you thought of yourselves as a couple	109	0.74%	9.84%
	10	you talked about contraception or sexually transmitted diseases	77	0.52%	6.95%
	11	you kissed	60	0.41%	5.42%
	12	You touched each other under your clothing or with no clothes on	153	1.04%	13.81%
	13	you had sexual intercourse	98	0.66%	8.84%
	14	you touched each others' genitals (private parts)	119	0.81%	10.74%
	15	your partner or you got pregnant	8	0.05%	0.72%
	Total	1,108	7.52%	100%	

Valid	Invalid	Minimum	Maximum
1108	13630	1	15

H2RI34J2 - S24Q34J PARTNR2-10TH EVENT-W2

Type	Code
Measurement Unit	numeric
H2RI34J2	34J2. 2nd Partner: Enter the next [tenth] thing that happened in your relationship.

	Frequency	% of total	% of valid
--	-----------	------------	------------

Valid	1	you went out together in a group	11	0.07%	1.26%
	2	you met your partner's parents	40	0.27%	4.58%
	3	you told other people that you were a couple	19	0.13%	2.18%
	4	you saw less of other friends so you could spend more time with your partner	34	0.23%	3.89%
	5	you and your partner went out together alone	26	0.18%	2.98%
	6	you held hands	4	0.03%	0.46%
	7	you gave each other presents	65	0.44%	7.45%
	8	you told each other you loved each other	98	0.66%	11.23%
	9	you thought of yourselves as a couple	31	0.21%	3.55%
	10	you talked about contraception or sexually transmitted diseases	120	0.81%	13.75%
	11	you kissed	55	0.37%	6.3%
	12	You touched each other under your clothing or with no clothes on	142	0.96%	16.27%
	13	you had sexual intercourse	90	0.61%	10.31%
	14	you touched each others' genitals (private parts)	132	0.9%	15.12%
	15	your partner or you got pregnant	6	0.04%	0.69%
	Total	873	5.92%	100%	

Valid	Invalid	Minimum	Maximum
873	13865	1	15

H2RI34K2 - S24Q34K PARTNR2-11TH EVENT-W2

Type	Code
Measurement Unit	numeric
H2RI34K2	34K2. 2nd Partner: Enter the next [eleventh] thing that happened in your relationship.

	Frequency	% of total	% of valid
--	-----------	------------	------------

Valid	1	you went out together in a group	8	0.05%	1.55%
	2	you met your partner's parents	15	0.1%	2.91%
	3	you told other people that you were a couple	6	0.04%	1.16%
	4	you saw less of other friends so you could spend more time with your partner	21	0.14%	4.07%
	5	you and your partner went out together alone	7	0.05%	1.36%
	6	you held hands	2	0.01%	0.39%
	7	you gave each other presents	25	0.17%	4.84%
	8	you told each other you loved each other	35	0.24%	6.78%
	9	you thought of yourselves as a couple	6	0.04%	1.16%
	10	you talked about contraception or sexually transmitted diseases	53	0.36%	10.27%
	11	you kissed	3	0.02%	0.58%
	12	You touched each other under your clothing or with no clothes on	109	0.74%	21.12%
	13	you had sexual intercourse	109	0.74%	21.12%
	14	you touched each others' genitals (private parts)	111	0.75%	21.51%
	15	your partner or you got pregnant	6	0.04%	1.16%
	Total	516	3.5%	100%	

Valid	Invalid	Minimum	Maximum
516	14222	1	15

H2RI34L2 - S24Q34L PARTNR2-12TH EVENT-W2

Type	Code
Measurement Unit	numeric
H2RI34L2	34L2. 2nd Partner: Enter the next [twelfth] thing that happened in your relationship.

	Frequency	% of total	% of valid
--	-----------	------------	------------

Valid	1	you went out together in a group	10	0.07%	2.11%
	2	you met your partner's parents	6	0.04%	1.27%
	3	you told other people that you were a couple	7	0.05%	1.48%
	4	you saw less of other friends so you could spend more time with your partner	12	0.08%	2.54%
	5	you and your partner went out together alone	3	0.02%	0.63%
	6	you held hands	4	0.03%	0.85%
	7	you gave each other presents	30	0.2%	6.34%
	8	you told each other you loved each other	41	0.28%	8.67%
	9	you thought of yourselves as a couple	8	0.05%	1.69%
	10	you talked about contraception or sexually transmitted diseases	55	0.37%	11.63%
	11	you kissed	55	0.37%	11.63%
	12	You touched each other under your clothing or with no clothes on	110	0.75%	23.26%
	13	you had sexual intercourse	40	0.27%	8.46%
	14	you touched each others' genitals (private parts)	91	0.62%	19.24%
	15	your partner or you got pregnant	1	0.01%	0.21%
	Total	473	3.21%	100%	

Valid	Invalid	Minimum	Maximum
473	14265	1	15

H2RI34M2 - S24Q34M PARTNR2-13TH EVENT-W2

Type	Code
Measurement Unit	numeric
H2RI34M2	34M2. 2nd Partner: Enter the next [thirteenth] thing that happened in your relationship.

	Frequency	% of total	% of valid
--	-----------	------------	------------

Valid	1	you went out together in a group	6	0.04%	1.85%
	2	you met your partner's parents	10	0.07%	3.08%
	3	you told other people that you were a couple	4	0.03%	1.23%
	4	you saw less of other friends so you could spend more time with your partner	15	0.1%	4.62%
	5	you and your partner went out together alone	1	0.01%	0.31%
	6	you held hands	4	0.03%	1.23%
	7	you gave each other presents	19	0.13%	5.85%
	8	you told each other you loved each other	18	0.12%	5.54%
	9	you thought of yourselves as a couple	3	0.02%	0.92%
	10	you talked about contraception or sexually transmitted diseases	34	0.23%	10.46%
	12	You touched each other under your clothing or with no clothes on	8	0.05%	2.46%
	13	you had sexual intercourse	122	0.83%	37.54%
	14	you touched each others' genitals (private parts)	75	0.51%	23.08%
	15	your partner or you got pregnant	6	0.04%	1.85%
		Total	325	2.21%	100%

Valid	Invalid	Minimum	Maximum
325	14413	1	15

H2RI34N2 - S24Q34N PARTNR2-14TH EVENT-W2

Type	Code
Measurement Unit	numeric
H2RI34N2	34N2. 2nd Partner: Enter the next [fourteenth] thing that happened in your relationship.

	Frequency	% of total	% of valid
--	-----------	------------	------------

Valid	1	you went out together in a group	1	0.01%	0.54%
	2	you met your partner's parents	6	0.04%	3.24%
	4	you saw less of other friends so you could spend more time with your partner	5	0.03%	2.7%
	5	you and your partner went out together alone	2	0.01%	1.08%
	7	you gave each other presents	10	0.07%	5.41%
	8	you told each other you loved each other	6	0.04%	3.24%
	9	you thought of yourselves as a couple	1	0.01%	0.54%
	10	you talked about contraception or sexually transmitted diseases	9	0.06%	4.86%
	11	you kissed	1	0.01%	0.54%
	12	You touched each other under your clothing or with no clothes on	5	0.03%	2.7%
	13	you had sexual intercourse	71	0.48%	38.38%
	14	you touched each others' genitals (private parts)	51	0.35%	27.57%
	15	your partner or you got pregnant	17	0.12%	9.19%
		Total	185	1.26%	100%

Valid	Invalid	Minimum	Maximum
185	14553	1	15

H2RI34O2 - S24Q34O PARTNR2-15TH EVENT-W2

Type	Code
Measurement Unit	numeric
H2RI34O2	34O2. 2nd Partner: Enter the next [fifteenth] thing that happened in your relationship.

	Frequency	% of total	% of valid
--	-----------	------------	------------

Valid	1	you went out together in a group	1	0.01%	1.92%
	4	you saw less of other friends so you could spend more time with your partner	3	0.02%	5.77%
	6	you held hands	1	0.01%	1.92%
	7	you gave each other presents	1	0.01%	1.92%
	10	you talked about contraception or sexually transmitted diseases	1	0.01%	1.92%
	13	you had sexual intercourse	2	0.01%	3.85%
	14	you touched each others' genitals (private parts)	2	0.01%	3.85%
	15	your partner or you got pregnant	41	0.28%	78.85%
		Total	52	0.35%	100%

Valid	Invalid	Minimum	Maximum
52	14686	1	15

H2RI35_2 - S24Q35 PARTNR2-HAD INTERCOURSE-W2

Type	Code
Measurement Unit	numeric
H2RI35_2	35_2. 2nd Partner: Have you had sexual intercourse with {INITIALS}?

			Frequency	% of total	% of valid
Valid	0	no	573	3.89%	81.39%
	1	yes	131	0.89%	18.61%
		Total	704	4.78%	100%
Missing	6	refused	9	0.06%	
	7	legitimate skip	14024	95.16%	
	8	don't know	1	0.01%	
		Total	14,034	95.22%	

Valid	Invalid	Minimum	Maximum
704	14034	0	1

H2RI36_2 - S24Q36 PARTNR2-VERIFY INTERCOURSE-W2

Type	Code
Measurement Unit	numeric

H2RI36_2	36_2. 2nd Partner: [If Respondent is male:] When you had sexual intercourse with {INITIALS} did you insert your penis into her vagina? [If Respondent is female:] When you had sexual intercourse with {INITIALS} did he insert his penis into your vagina?
----------	---

			Frequency	% of total	% of valid
Valid	0	no	52	0.35%	5.14%
	1	yes	959	6.51%	94.86%
	Total		1,011	6.86%	100%
Missing	.	missing	1	0.01%	
	6	refused	2	0.01%	
	7	legitimate skip	13724	93.12%	
Total		13,727	93.14%		

Valid	Invalid	Minimum	Maximum
1011	13727	0	1

H2RI37M2 - S24Q37M PARTNR2-FIRST TIME SEX-MO-W2

Type	Code
Measurement Unit	numeric
H2RI37M2	37M2. 2nd Partner: In what month [and year] did you first have sexual intercourse with {INITIALS}?

			Frequency	% of total	% of valid
Valid	1	January	62	0.42%	7.94%
	2	February	63	0.43%	8.07%
	3	March	82	0.56%	10.5%
	4	April	108	0.73%	13.83%
	5	May	95	0.64%	12.16%
	6	June	89	0.6%	11.4%
	7	July	57	0.39%	7.3%
	8	August	34	0.23%	4.35%
	9	September	39	0.26%	4.99%
	10	October	45	0.31%	5.76%
	11	November	42	0.28%	5.38%
	12	December	65	0.44%	8.32%
Total		781	5.3%	100%	
Missing	96	refused	21	0.14%	
	97	legitimate skip	13778	93.49%	
	98	don't know	158	1.07%	
Total		13,957	94.7%		

Valid	Invalid	Minimum	Maximum
781	13957	1	12

H2RI37Y2 - S24Q37Y PARTNR2-FIRST TIME SEX-YR-W2

Type	Code
Measurement Unit	numeric
H2RI37Y2	37Y2. 2nd Partner: In what [month and] year did you first have sexual intercourse with {INITIALS}?

			Frequency	% of total	% of valid
Valid	89	1989	2	0.01%	0.24%
	90	1990	3	0.02%	0.36%
	91	1991	2	0.01%	0.24%
	92	1992	5	0.03%	0.61%
	93	1993	18	0.12%	2.18%
	94	1994	76	0.52%	9.21%
	95	1995	330	2.24%	40%
	96	1996	389	2.64%	47.15%
	Total		825	5.6%	100%
Missing	.	missing	2	0.01%	
	996	refused	22	0.15%	
	997	legitimate skip	13778	93.49%	
	998	don't know	111	0.75%	
	Total		13,913	94.4%	

Valid	Invalid	Minimum	Maximum
825	13913	89	96

H2RI38M2 - S24Q38M PARTNR2-MOST RECENT SEX-MO-W2

Type	Code
Measurement Unit	numeric
H2RI38M2	38M2. 2nd Partner: In what month [and year] did you have sexual intercourse with {INITIALS} most recently?

			Frequency	% of total	% of valid
--	--	--	-----------	------------	------------

Valid	1	January	37	0.25%	4.71%
	2	February	49	0.33%	6.24%
	3	March	54	0.37%	6.88%
	4	April	123	0.83%	15.67%
	5	May	179	1.21%	22.8%
	6	June	134	0.91%	17.07%
	7	July	50	0.34%	6.37%
	8	August	38	0.26%	4.84%
	9	September	24	0.16%	3.06%
	10	October	30	0.2%	3.82%
	11	November	27	0.18%	3.44%
	12	December	40	0.27%	5.1%
		Total	785	5.33%	100%
Missing	96	refused	24	0.16%	
	97	legitimate skip	13778	93.49%	
	98	don't know	151	1.02%	
		Total	13,953	94.67%	

Valid	Invalid	Minimum	Maximum
785	13953	1	12

Type	Code
Measurement Unit	numeric
H2RI38Y2	38Y2. 2nd Partner: In what [month and] year did you have sexual intercourse with {INITIALS} most recently?

			Frequency	% of total	% of valid
Valid	89	1989	1	0.01%	0.12%
	93	1993	3	0.02%	0.36%
	94	1994	16	0.11%	1.93%
	95	1995	222	1.51%	26.81%
	96	1996	586	3.98%	70.77%
		Total	828	5.62%	100%
Missing	.	missing	2	0.01%	
	996	refused	25	0.17%	
	997	legitimate skip	13778	93.49%	
	998	don't know	105	0.71%	
		Total	13,910	94.38%	

Valid	Invalid	Minimum	Maximum
-------	---------	---------	---------

828	13910	89	96
-----	-------	----	----

H2RI39_2 - S24Q39 PARTNR2-SEX MORE THEN ONCE-W2

Type	Code
Measurement Unit	numeric
H2RI39_2	39_2. 2nd Partner: Did you and {INITIALS} have intercourse once, or more than once?

			Frequency	% of total	% of valid
Valid	1	once	181	1.23%	44.69%
	2	more than once	224	1.52%	55.31%
	Total		405	2.75%	100%
Missing	6	refused	2	0.01%	
	7	legitimate skip	14329	97.22%	
	8	don't know	2	0.01%	
	Total		14,333	97.25%	

Valid	Invalid	Minimum	Maximum
405	14333	1	2

H2RI40_2 - S24Q40 PARTNR2-USE BIRTHCONTROL-W2

Type	Code
Measurement Unit	numeric
H2RI40_2	40_2. 2nd Partner: Did you or {INITIALS} use any method of birth control?

			Frequency	% of total	% of valid
Valid	0	no	52	0.35%	28.89%
	1	yes	128	0.87%	71.11%
	Total		180	1.22%	100%
Missing	7	legitimate skip	14557	98.77%	
	8	don't know	1	0.01%	
	Total		14,558	98.78%	

Valid	Invalid	Minimum	Maximum
180	14558	0	1

H2RI41A2 - S24Q41A PARTNR2-METHOD 1-W2

Type	Code
Measurement Unit	numeric

H2RI41A2	41A2. 2nd Partner: What method of birth control did you or your partner use? If more than one method was used, you should choose more than one answer.
----------	--

			Frequency	% of total	% of valid
Valid	1	condoms (rubbers)	105	0.71%	87.5%
	2	withdrawal	8	0.05%	6.67%
	4	birth control pills	4	0.03%	3.33%
	11	Depo Provera	3	0.02%	2.5%
		Total	120	0.81%	100%
Missing	.	missing	8	0.05%	
	97	legitimate skip	14610	99.13%	
		Total	14,618	99.19%	

Valid	Invalid	Minimum	Maximum
120	14618	1	11

H2RI41B2 - S24Q41B PARTNR2-METHOD 2-W2

Type	Code
Measurement Unit	numeric
H2RI41B2	41B2. 2nd Partner: What other method of birth control did you or your partner use?

			Frequency	% of total	% of valid
Valid	1	condoms (rubbers)	4	0.03%	3.36%
	2	withdrawal	7	0.05%	5.88%
	4	birth control pills	8	0.05%	6.72%
	9	Norplant	1	0.01%	0.84%
	11	Depo Provera	1	0.01%	0.84%
	13	some other method	1	0.01%	0.84%
	14	no other method	97	0.66%	81.51%
		Total	119	0.81%	100%
Missing	.	missing	8	0.05%	
	97	legitimate skip	14610	99.13%	
	98	don't know	1	0.01%	
		Total	14,619	99.19%	

Valid	Invalid	Minimum	Maximum
119	14619	1	14

H2RI41C2 - S24Q41C PARTNR2-METHOD 3-W2

Type	Code
Measurement Unit	numeric
H2RI41C2	41C2. 2nd Partner: What other method of birth control did you or your partner use?

			Frequency	% of total	% of valid
Valid	2	withdrawal	2	0.01%	9.09%
	3	rhythm (safe time)	3	0.02%	13.64%
	4	birth control pills	2	0.01%	9.09%
	7	diaphragm, with or without jelly	1	0.01%	4.55%
	14	no other method	14	0.09%	63.64%
Total			22	0.15%	100%
Missing	.	missing	8	0.05%	
	97	legitimate skip	14708	99.8%	
Total			14,716	99.85%	

Valid	Invalid	Minimum	Maximum
22	14716	2	14

H2RI42_2 - S24Q42 PARTNR2-USE A CONDOM-W2

Type	Code
Measurement Unit	numeric
H2RI42_2	42_2. 2nd Partner: Was a condom used when you had sexual intercourse with {INITIALS}?

			Frequency	% of total	% of valid
Valid	0	no	52	0.35%	72.22%
	1	yes	20	0.14%	27.78%
Total			72	0.49%	100%
Missing	7	legitimate skip	14666	99.51%	
	Total			14,666	99.51%

Valid	Invalid	Minimum	Maximum
72	14666	0	1

H2RI43_2 - S24Q43 PARTNR2-USE OTHER METHOD-W2

Type	Code
Measurement Unit	numeric
H2RI43_2	43_2. 2nd Partner: During that month when you and {INITIALS} had sexual intercourse, did either of you ever use any method of birth control?

			Frequency	% of total	% of valid
Valid	0	no	60	0.41%	26.55%
	1	yes	166	1.13%	73.45%
Total			226	1.53%	100%
Missing	6	refused	1	0.01%	
	7	legitimate skip	14510	98.45%	
	8	don't know	1	0.01%	
Total			14,512	98.47%	

Valid	Invalid	Minimum	Maximum
226	14512	0	1

H2RI44_2 - S24Q44 PARTNR2-BIRTHCONTROL ALWAYS-W2

Type	Code
Measurement Unit	numeric
H2RI44_2	44_2. 2nd Partner: Did one or the other of you use some method of birth control every time you and {INITIALS} had intercourse?

			Frequency	% of total	% of valid
Valid	0	no	31	0.21%	18.79%
	1	yes	134	0.91%	81.21%
Total			165	1.12%	100%
Missing	6	refused	1	0.01%	
	7	legitimate skip	14572	98.87%	
Total			14,573	98.88%	

Valid	Invalid	Minimum	Maximum
165	14573	0	1

H2RI45A2 - S24Q45A PARTNR2-METHOD 1-W2

Type	Code
Measurement Unit	numeric
H2RI45A2	45A2. 2nd Partner: What method of birth control did you or your partner use? If more than one method was used, you should choose more than one answer.

			Frequency	% of total	% of valid
--	--	--	-----------	------------	------------

Valid	1	condoms (rubbers)	124	0.84%	93.23%
	2	withdrawal	1	0.01%	0.75%
	4	birth control pills	4	0.03%	3.01%
	10	ring	1	0.01%	0.75%
	11	Depo Provera	1	0.01%	0.75%
	12	contraceptive film	1	0.01%	0.75%
	13	some other method	1	0.01%	0.75%
		Total	133	0.9%	100%
Missing	.	missing	31	0.21%	
	96	refused	1	0.01%	
	97	legitimate skip	14572	98.87%	
	98	don't know	1	0.01%	
		Total	14,605	99.1%	

Valid	Invalid	Minimum	Maximum
133	14605	1	13

H2RI45B2 - S24Q45B PARTNR2-METHOD 2-W2

Type	Code
Measurement Unit	numeric
H2RI45B2	45B2. 2nd Partner: What other method of birth control did you or your partner use?

			Frequency	% of total	% of valid
Valid	2	withdrawal	25	0.17%	18.94%
	3	rhythm (safe time)	1	0.01%	0.76%
	4	birth control pills	18	0.12%	13.64%
	6	foam, jelly, creme, suppositories	4	0.03%	3.03%
	11	Depo Provera	2	0.01%	1.52%
	13	some other method	2	0.01%	1.52%
	14	no other method	80	0.54%	60.61%
		Total	132	0.9%	100%
Missing	.	missing	31	0.21%	
	97	legitimate skip	14574	98.89%	
	98	don't know	1	0.01%	
		Total	14,606	99.1%	

Valid	Invalid	Minimum	Maximum
132	14606	2	14

H2RI45C2 - S24Q45C PARTNR2-METHOD 3-W2

Type	Code
Measurement Unit	numeric
H2RI45C2	45C2. 2nd Partner: What other method of birth control did you or your partner use?

			Frequency	% of total	% of valid
Valid	2	withdrawal	4	0.03%	7.69%
	3	rhythm (safe time)	5	0.03%	9.62%
	4	birth control pills	6	0.04%	11.54%
	10	ring	1	0.01%	1.92%
	11	Depo Provera	1	0.01%	1.92%
	13	some other method	3	0.02%	5.77%
	14	no other method	32	0.22%	61.54%
		Total	52	0.35%	100%
Missing	.	missing	31	0.21%	
	97	legitimate skip	14655	99.44%	
		Total	14,686	99.65%	

Valid	Invalid	Minimum	Maximum
52	14686	2	14

H2RI46_2 - S24Q46 PARTNR2-EVER USE CONDOM-W2

Type	Code
Measurement Unit	numeric
H2RI46_2	46_2. 2nd Partner: Was a condom ever used when you had sexual intercourse with {INITIALS}?

			Frequency	% of total	% of valid
Valid	0	no	42	0.28%	41.58%
	1	yes	59	0.4%	58.42%
		Total	101	0.69%	100%
Missing	6	refused	2	0.01%	
	7	legitimate skip	14634	99.29%	
	8	don't know	1	0.01%	
		Total	14,637	99.31%	

Valid	Invalid	Minimum	Maximum
101	14637	0	1

H2RI47_2 - S24Q47 PARTNR2-USE >1 METHOD-W2

Type	Code
Measurement Unit	numeric
H2RI47_2	47_2. 2nd Partner: Did you and {INITIALS} use more than one birth control method at the same time, or did you use these methods at different times?

			Frequency	% of total	% of valid
Valid	1	you used more than one method at the same time	41	0.28%	50%
	2	you used only one method at a time, but the method chosen was different from time to time	29	0.2%	35.37%
	3	sometimes you used only one method, and sometimes you used more than one	12	0.08%	14.63%
		Total	82	0.56%	100%
Missing	6	refused	1	0.01%	
	7	legitimate skip	14651	99.41%	
	8	don't know	4	0.03%	
		Total	14,656	99.44%	

Valid	Invalid	Minimum	Maximum
82	14656	1	3

Type	Code
Measurement Unit	numeric
H2RI48_2	48_2. 2nd Partner: Between {FIRST DATE} and {LAST DATE}, when you and {INITIALS} had sexual intercourse, did one or the other of you ever use any method of birth control?

			Frequency	% of total	% of valid
Valid	0	no	116	0.79%	21.05%
	1	yes	435	2.95%	78.95%
		Total	551	3.74%	100%
Missing	7	legitimate skip	14187	96.26%	
		Total	14,187	96.26%	

Valid	Invalid	Minimum	Maximum
551	14187	0	1

###

Type	Code
Measurement Unit	numeric
H2RI49_2	49_2. 2nd Partner: Throughout these months, did one or the other of you use some method of birth control every time you and {INITIALS} had sexual intercourse?

			Frequency	% of total	% of valid
Valid	0	no	125	0.85%	28.74%
	1	yes	310	2.1%	71.26%
		Total	435	2.95%	100%
Missing	7	legitimate skip	14303	97.05%	
		Total	14,303	97.05%	

Valid	Invalid	Minimum	Maximum
435	14303	0	1

H2RI50A2 - S24Q50A PARTNR2-METHOD 1-W2

Type	Code
Measurement Unit	numeric
H2RI50A2	50A2. 2nd Partner: What method of birth control did you or your partner use?

			Frequency	% of total	% of valid
Valid	1	condoms (rubbers)	211	1.43%	85.43%
	2	withdrawal	9	0.06%	3.64%
	4	birth control pills	13	0.09%	5.26%
	6	foam, jelly, creme, suppositories	1	0.01%	0.4%
	9	Norplant	1	0.01%	0.4%
	11	Depo Provera	7	0.05%	2.83%
	12	contraceptive film	3	0.02%	1.21%
	13	some other method	2	0.01%	0.81%
		Total	247	1.68%	100%
Missing	.	missing	187	1.27%	
	97	legitimate skip	14303	97.05%	
	98	don't know	1	0.01%	
		Total	14,491	98.32%	

Valid	Invalid	Minimum	Maximum
247	14491	1	13

H2RI50B2 - S24Q50B PARTNR2-METHOD 2-W2

Type	Code
Measurement Unit	numeric
H2RI50B2	50B2. 2nd Partner: What other method of birth control did you or your partner use?

			Frequency	% of total	% of valid
Valid	1	condoms (rubbers)	19	0.13%	7.69%
	2	withdrawal	79	0.54%	31.98%
	3	rhythm (safe time)	3	0.02%	1.21%
	4	birth control pills	42	0.28%	17%
	5	vaginal sponge	2	0.01%	0.81%
	6	foam, jelly, creme, suppositories	2	0.01%	0.81%
	8	IUD (intrauterine device)	1	0.01%	0.4%
	11	Depo Provera	5	0.03%	2.02%
	12	contraceptive film	3	0.02%	1.21%
	13	some other method	3	0.02%	1.21%
	14	no other method	88	0.6%	35.63%
	Total	247	1.68%	100%	
Missing	.	missing	187	1.27%	
	97	legitimate skip	14304	97.06%	
	Total	14,491	98.32%		

Valid	Invalid	Minimum	Maximum
247	14491	1	14

H2RI50C2 - S24Q50C PARTNR2-METHOD 3-W2

Type	Code
Measurement Unit	numeric
H2RI50C2	50C2. 2nd Partner: What other method of birth control did you or your partner use?

			Frequency	% of total	% of valid
Valid	2	withdrawal	15	0.1%	9.43%
	3	rhythm (safe time)	11	0.07%	6.92%
	4	birth control pills	21	0.14%	13.21%
	5	vaginal sponge	2	0.01%	1.26%
	6	foam, jelly, creme, suppositories	2	0.01%	1.26%
	7	diaphragm, with or without jelly	2	0.01%	1.26%
	9	Norplant	1	0.01%	0.63%
	12	contraceptive film	1	0.01%	0.63%
	13	some other method	3	0.02%	1.89%
	14	no other method	101	0.69%	63.52%

		Total	159	1.08%	100%
Missing	.	missing	187	1.27%	
	97	legitimate skip	14392	97.65%	
		Total	14,579	98.92%	

Valid	Invalid	Minimum	Maximum
159	14579	2	14

H2RI51_2 - S24Q51 PARTNR2-EVER USE CONDOM-W2

Type	Code
Measurement Unit	numeric
H2RI51_2	51_2. 2nd Partner: Was a condom ever used when you had sexual intercourse with {INITIALS}?

			Frequency	% of total	% of valid
Valid	0	no	113	0.77%	35.2%
	1	yes	208	1.41%	64.8%
		Total	321	2.18%	100%
Missing	7	legitimate skip	14417	97.82%	
		Total	14,417	97.82%	

Valid	Invalid	Minimum	Maximum
321	14417	0	1

H2RI52_2 - S24Q52 PARTNR2-USE >1 METHOD-W2

Type	Code
Measurement Unit	numeric
H2RI52_2	52_2. 2nd Partner: Did you and {INITIALS} use more than one method of birth control at the same time, or did you use these methods at different times?

			Frequency	% of total	% of valid
Valid	1	you used more than one method at the same time	126	0.85%	37.72%
	2	you used only one method at a time, but the method chosen was different from time to time	128	0.87%	38.32%
	3	sometimes you used only one method, and sometimes you used more than one	80	0.54%	23.95%
		Total	334	2.27%	100%

Missing	7	legitimate skip	14402	97.72%	
	8	don't know	2	0.01%	
		Total	14,404	97.73%	

Valid	Invalid	Minimum	Maximum
334	14404	1	3

H2RI53_2 - S24Q53 PARTNR2-NO. TIMES HAD SEX-W2

Type	Numeric (Double)
H2RI53_2	53_2. 2nd Partner: About how many times have you and {INITIALS} had sexual intercourse since {FIRST INTERCOURSE DATE}?

			Frequency	% of total	% of valid
Missing	996	refused	12	0.08%	
	997	legitimate skip	13959	94.71%	
	998	don't know	49	0.33%	
		Total	14,020	95.13%	

Valid	Invalid	Minimum	Maximum	Mean	StdDev
718	14020	1	900	26.902506...	59.251104...

H2RI54_2 - S24Q54 PARTNR2-EVER HAD ANAL IC-W2

Type	Code
Measurement Unit	numeric
H2RI54_2	54_2. 2nd Partner: If Respondent is male: Have you ever had anal intercourse with {INITIALS}? That is, have you ever inserted your penis into her anus? If Respondent is female: Have you ever had anal intercourse with {INITIALS}? That is, has he ever inserted his penis into your anus?

			Frequency	% of total	% of valid
Valid	0	no	126	0.85%	65.63%
	1	yes	66	0.45%	34.38%
		Total	192	1.3%	100%
Missing	6	refused	1	0.01%	
	7	legitimate skip	14545	98.69%	
		Total	14,546	98.7%	

Valid	Invalid	Minimum	Maximum
192	14546	0	1

 H2RI55M2 - S24Q55 PARTNR2-MONTH FIRST ANAL IC-W2

Type	Code
Measurement Unit	numeric
H2RI55M2	55M2. 2nd Partner: In what month [and year] did you first have anal intercourse with {INITIALS}?

			Frequency	% of total	% of valid
Valid	1	January	5	0.03%	9.8%
	2	February	9	0.06%	17.65%
	3	March	3	0.02%	5.88%
	4	April	10	0.07%	19.61%
	6	June	8	0.05%	15.69%
	7	July	3	0.02%	5.88%
	8	August	3	0.02%	5.88%
	9	September	3	0.02%	5.88%
	10	October	2	0.01%	3.92%
	11	November	2	0.01%	3.92%
	12	December	3	0.02%	5.88%
		Total	51	0.35%	100%
Missing	96	refused	2	0.01%	
	97	legitimate skip	14672	99.55%	
	98	don't know	13	0.09%	
	Total	14,687	99.65%		

Valid	Invalid	Minimum	Maximum
51	14687	1	12

 H2RI55Y2 - S24Q55 PARTNR2-YEAR FIRST ANAL IC-W2

Type	Code
Measurement Unit	numeric
H2RI55Y2	55Y2. 2nd Partner: In what [month and] year did you first have anal intercourse with {INITIALS}?

			Frequency	% of total	% of valid
Valid	89	1989	1	0.01%	1.82%
	92	1992	1	0.01%	1.82%
	93	1993	1	0.01%	1.82%
	94	1994	5	0.03%	9.09%
	95	1995	19	0.13%	34.55%
	96	1996	28	0.19%	50.91%

		Total	55	0.37%	100%
Missing	.	missing	1	0.01%	
	996	refused	2	0.01%	
	997	legitimate skip	14672	99.55%	
	998	don't know	8	0.05%	
		Total	14,683	99.63%	

Valid	Invalid	Minimum	Maximum
55	14683	89	96

H2RI56_2 - S24Q56 PARTNR2-WEAR CONDOM FIRST ANAL-W2

Type	Code
Measurement Unit	numeric
H2RI56_2	56_2. 2nd Partner: If Respondent is male: Did you wear a condom the first time you had anal intercourse? If Respondent is female: Did he wear a condom the first time you had anal intercourse?

			Frequency	% of total	% of valid
Valid	0	no	44	0.3%	66.67%
	1	yes	22	0.15%	33.33%
		Total	66	0.45%	100%
Missing	7	legitimate skip	14672	99.55%	
		Total	14,672	99.55%	

Valid	Invalid	Minimum	Maximum
66	14672	0	1

H2RI57M2 - S24Q57 PARTNR2-MONTH MOST RECENT ANAL-W2

Type	Code
Measurement Unit	numeric
H2RI57M2	57M2. 2nd Partner: In what month [and year] did you have anal intercourse with {INITIALS} most recently?

	Frequency	% of total	% of valid
--	-----------	------------	------------

Valid	1	January	5	0.03%	9.8%
	2	February	7	0.05%	13.73%
	3	March	4	0.03%	7.84%
	4	April	10	0.07%	19.61%
	5	May	6	0.04%	11.76%
	6	June	8	0.05%	15.69%
	7	July	2	0.01%	3.92%
	8	August	2	0.01%	3.92%
	9	September	3	0.02%	5.88%
	10	October	1	0.01%	1.96%
	11	November	1	0.01%	1.96%
	12	December	2	0.01%	3.92%
		Total	51	0.35%	100%
Missing	96	refused	2	0.01%	
	97	legitimate skip	14672	99.55%	
	98	don't know	13	0.09%	
		Total	14,687	99.65%	

Valid	Invalid	Minimum	Maximum
51	14687	1	12

H2RI57Y2 - S24Q57 PARTNR2-YEAR MOST RECENT ANAL-W2

Type	Code
Measurement Unit	numeric
H2RI57Y2	57Y2. 2nd Partner: In what [month and] year did you have anal intercourse with {INITIALS} most recently?

			Frequency	% of total	% of valid
Valid	89	1989	1	0.01%	1.75%
	94	1994	1	0.01%	1.75%
	95	1995	16	0.11%	28.07%
	96	1996	39	0.26%	68.42%
		Total	57	0.39%	100%
Missing	.	missing	1	0.01%	
	996	refused	2	0.01%	
	997	legitimate skip	14672	99.55%	
	998	don't know	6	0.04%	
		Total	14,681	99.61%	

Valid	Invalid	Minimum	Maximum
57	14681	89	96

 H2RI58_2 - S24Q58 PARTNR2-NO. TIMES ANAL-W2

Type	Numeric (Integer)
Measurement Unit	numeric
H2RI58_2	58_2. 2nd Partner: If Respondent is male: About how many times have you and she had anal intercourse? If Respondent is female: About how many times have you and he had anal intercourse?

			Frequency	% of total	% of valid
Missing	997	legitimate skip	14672	99.55%	
	998	don't know	3	0.02%	
		Total	14,675	99.57%	

Valid	Invalid	Minimum	Maximum	Mean	StdDev
63	14675	1	500	18.126984...	65.653413...

 H2RI59_2 - S24Q59 PARTNR2-FREQ. USED CONDOM-ANAL-W2

Type	Code
Measurement Unit	numeric
H2RI59_2	59_2. 2nd Partner: If Respondent is male: How often have you used a condom during anal intercourse with {INITIALS}? If Respondent is female: How often has he used a condom during anal intercourse with you?

			Frequency	% of total	% of valid
Valid	1	all of the time	9	0.06%	22.5%
	2	most of the time	1	0.01%	2.5%
	3	about half of the time	2	0.01%	5%
	4	less than half of the time	6	0.04%	15%
	5	none of the time	22	0.15%	55%
		Total	40	0.27%	100%
Missing	7	legitimate skip	14698	99.73%	
		Total	14,698	99.73%	

Valid	Invalid	Minimum	Maximum
40	14698	1	5

 H2RI60_2 - S24Q60 PARTNR2-INSERTED PENIS IN ANUS-W2

Type	Code
Measurement Unit	numeric
H2RI60_2	60_2. 2nd Partner: Has {INITIALS} ever inserted his penis into your anus?

			Frequency	% of total	% of valid
Valid	0	no	4	0.03%	50%
	1	yes	4	0.03%	50%
		Total	8	0.05%	100%
Missing	7	legitimate skip	14730	99.95%	
	Total		14,730	99.95%	

Valid	Invalid	Minimum	Maximum
8	14730	0	1

Type	Code
Measurement Unit	numeric
H2RI61M2	61M2. 2nd Partner: In what month [and year] did he do this with you the first time?

			Frequency	% of total	% of valid
Valid	1	January	1	0.01%	33.33%
	5	May	1	0.01%	33.33%
	9	September	1	0.01%	33.33%
		Total	3	0.02%	100%
Missing	97	legitimate skip	14734	99.97%	
	98	don't know	1	0.01%	
	Total		14,735	99.98%	

Valid	Invalid	Minimum	Maximum
3	14735	1	9

Type	Code
Measurement Unit	numeric
H2RI61Y2	61Y2. 2nd Partner: In what [month and] year did he do this with you the first time?

			Frequency	% of total	% of valid
Valid	95	1995	1	0.01%	33.33%
	96	1996	2	0.01%	66.67%
		Total	3	0.02%	100%
Missing	997	legitimate skip	14734	99.97%	
	998	don't know	1	0.01%	

		Total	14,735	99.98%	
--	--	-------	--------	--------	--

Valid	Invalid	Minimum	Maximum
3	14735	95	96

H2RI62_2 - S24Q62 PARTNR2-WEAR CONDOM FIRST TIME-W2

Type	Code
Measurement Unit	numeric
H2RI62_2	62_2. 2nd Partner: Did he wear a condom the first time he did this with you?

			Frequency	% of total	% of valid
Valid	0	no	3	0.02%	75%
	1	yes	1	0.01%	25%
Total			4	0.03%	100%
Missing	7	legitimate skip	14734	99.97%	
	Total		14,734	99.97%	

Valid	Invalid	Minimum	Maximum
4	14734	0	1

H2RI63M2 - S24Q63 PARTNR2-MONTH MOST RECENT-ANAL-W2

Type	Code
Measurement Unit	numeric
H2RI63M2	63M2. 2nd Partner: In what month [and year] did he insert his penis into your anus most recently?

			Frequency	% of total	% of valid
Valid	1	January	1	0.01%	33.33%
	5	May	1	0.01%	33.33%
	9	September	1	0.01%	33.33%
Total			3	0.02%	100%
Missing	97	legitimate skip	14734	99.97%	
	98	don't know	1	0.01%	
Total			14,735	99.98%	

Valid	Invalid	Minimum	Maximum
3	14735	1	9

H2RI63Y2 - S24Q63 PARTNR2-YEAR MOST RECENT-ANAL-W2

Type	Code
------	------

Measurement Unit	numeric
H2RI63Y2	63Y2. 2nd Partner: In what [month and] year did he insert his penis into your anus most recently?

			Frequency	% of total	% of valid
Valid	95	1995	1	0.01%	33.33%
	96	1996	2	0.01%	66.67%
	Total		3	0.02%	100%
Missing	997	legitimate skip	14734	99.97%	
	998	don't know	1	0.01%	
	Total		14,735	99.98%	

Valid	Invalid	Minimum	Maximum
3	14735	95	96

H2RI64_2 - S24Q64 PARTNR2-NO. TIMES DID THIS-W2

Type	Numeric (Double)
H2RI64_2	64_2. 2nd Partner: About how many times has {INITIALS} inserted his penis into your anus?

			Frequency	% of total	% of valid
Missing	997	legitimate skip	14734	99.97%	
	Total		14,734	99.97%	

Valid	Invalid	Minimum	Maximum	Mean	StdDev
4	14734	5	200	81.25	89.477650...

H2RI65_2 - S24Q65 PARTNR2-FREQ WEAR CONDOM-ANAL-W2

Type	Code
Measurement Unit	numeric
H2RI65_2	65_2. 2nd Partner: How often did {INITIALS} wear a condom when he did this with you?

			Frequency	% of total	% of valid
Valid	1	all of the time	1	0.01%	25%
	5	none of the time	3	0.02%	75%
	Total		4	0.03%	100%
Missing	7	legitimate skip	14734	99.97%	
	Total		14,734	99.97%	

Valid	Invalid	Minimum	Maximum

4	14734	1	5
---	-------	---	---

H2RI66_2 - S24Q66 PARTNR2-INSERTED PENIS IN PARTRS

Type	Code
Measurement Unit	numeric
H2RI66_2	66_2. 2nd Partner: Have you ever inserted your penis into {INITIALS}'s anus?

			Frequency	% of total	% of valid
Valid	0	no	6	0.04%	75%
	1	yes	2	0.01%	25%
	Total		8	0.05%	100%
Missing	7	legitimate skip	14730	99.95%	
	Total		14,730	99.95%	

Valid	Invalid	Minimum	Maximum
8	14730	0	1

H2RI67M2 - S24Q67 PARTNR2-MONTH FIRST DID THIS-W2

Type	Code
Measurement Unit	numeric
H2RI67M2	67M2. 2nd Partner: In what month [and year] did you do this with {INITIALS} the first time?

			Frequency	% of total	% of valid
Valid	9	September	1	0.01%	100%
	Total		1	0.01%	100%
Missing	97	legitimate skip	14736	99.99%	
	98	don't know	1	0.01%	
	Total		14,737	99.99%	

Valid	Invalid	Minimum	Maximum
1	14737	9	9

H2RI67Y2 - S24Q67 PARTNR2-YEAR FIRST DID THIS-W2

Type	Code
Measurement Unit	numeric
H2RI67Y2	67Y2. 2nd Partner: In what [month and] year did you do this with {INITIALS} the first time?

			Frequency	% of total	% of valid
--	--	--	-----------	------------	------------

Valid	95	1995	1	0.01%	100%
		Total	1	0.01%	100%
Missing	997	legitimate skip	14736	99.99%	
	998	don't know	1	0.01%	
		Total	14,737	99.99%	

Valid	Invalid	Minimum	Maximum
1	14737	95	95

H2RI68_2 - S24Q68 PARTNR2-WEAR CONDOM FIRST TIME-W2

Type	Code
Measurement Unit	numeric
H2RI68_2	68_2. 2nd Partner: Did you wear a condom the first time you did this with him?

			Frequency	% of total	% of valid
Valid	0	no	2	0.01%	100%
		Total	2	0.01%	100%
Missing	7	legitimate skip	14736	99.99%	
		Total	14,736	99.99%	


Valid	Invalid	Minimum	Maximum
2	14736	0	0

H2RI69M2 - S24Q69 PARTNR2-MONTH MOST RECENT-ANAL-W2

Type	Code
Measurement Unit	numeric
H2RI69M2	69M2. 2nd Partner: In what month [and year] did you insert your penis into {INITIALS}'s anus most recently?

			Frequency	% of total	% of valid
Valid	9	September	1	0.01%	100%
		Total	1	0.01%	100%
Missing	97	legitimate skip	14736	99.99%	
		98	don't know	1	0.01%
		Total	14,737	99.99%	

Valid	Invalid	Minimum	Maximum
1	14737	9	9

 H2RI69Y2 - S24Q69 PARTNR2-YEAR MOST RECENT-ANAL-W2

Type	Code
Measurement Unit	numeric
H2RI69Y2	69Y2. 2nd Partner: In what [month and] year did you insert your penis into {INITIALS}'s anus most recently?

			Frequency	% of total	% of valid
Valid	95	1995	1	0.01%	100%
		Total	1	0.01%	100%
Missing	997	legitimate skip	14736	99.99%	
	998	don't know	1	0.01%	
		Total	14,737	99.99%	


Valid	Invalid	Minimum	Maximum
1	14737	95	95

 H2RI70_2 - S24Q70 PARTNR2-NO. TIMES INSERT PENIS-W2

Type	Numeric (Double)
H2RI70_2	70_2. 2nd Partner: About how many times have you inserted your penis into his anus?

			Frequency	% of total	% of valid
Missing	997	legitimate skip	14736	99.99%	
		Total	14,736	99.99%	

Valid	Invalid	Minimum	Maximum	Mean	StdDev
2	14736	200	800	500	424.26406...

 H2RI71_2 - S24Q71 PARTNR2-HOW OFTEN WEAR CONDOM-W2

Type	Code
Measurement Unit	numeric
H2RI71_2	71_2. 2nd Partner: How often did you wear a condom when you did this with him?

			Frequency	% of total	% of valid
Valid	5	none of the time	2	0.01%	100%
		Total	2	0.01%	100%
Missing	7	legitimate skip	14736	99.99%	
		Total	14,736	99.99%	

Valid	Invalid	Minimum	Maximum
2	14736	5	5

Type	Code
Measurement Unit	numeric
H2RI1M_3	1M_3. 3rd Partner: In what month [and year] did your relationship with {INITIALS} begin? That is, when did you first consider {INITIALS} a special friend?

			Frequency	% of total	% of valid
Valid	0	this person is not a romantic friend {After completing H2RIY_3, skip to next section.}	21	0.14%	3.05%
	1	January	55	0.37%	7.99%
	2	February	65	0.44%	9.45%
	3	March	70	0.47%	10.17%
	4	April	84	0.57%	12.21%
	5	May	89	0.6%	12.94%
	6	June	75	0.51%	10.9%
	7	July	42	0.28%	6.1%
	8	August	36	0.24%	5.23%
	9	September	42	0.28%	6.1%
	10	October	27	0.18%	3.92%
	11	November	36	0.24%	5.23%
	12	December	46	0.31%	6.69%
	Total		688	4.67%	100%
Missing	96	refused	26	0.18%	
	97	legitimate skip	13839	93.9%	
	98	don't know	185	1.26%	
	Total		14,050	95.33%	

Valid	Invalid	Minimum	Maximum
688	14050	0	12

Type	Code
Measurement Unit	numeric
H2RI1Y_3	1Y_3. 3rd Partner: In what [month and] year did your relationship with {INITIALS} begin? That is, when did you first consider {INITIALS} a special friend?

			Frequency	% of total	% of valid
Valid	0	this person is not a romantic friend	22	0.15%	2.91%
	89	1989	3	0.02%	0.4%
	90	1990	1	0.01%	0.13%
	91	1991	1	0.01%	0.13%
	92	1992	3	0.02%	0.4%
	93	1993	21	0.14%	2.78%
	94	1994	39	0.26%	5.16%
	95	1995	306	2.08%	40.48%
	96	1996	360	2.44%	47.62%
		Total	756	5.13%	100%
Missing	996	refused	26	0.18%	
	997	legitimate skip	13839	93.9%	
	998	don't know	117	0.79%	
		Total	13,982	94.87%	

Valid	Invalid	Minimum	Maximum
756	13982	0	96

H2RI2_3 - S24Q2 PARTNR3 HIS/HER AGE WHEN MET-W2

Type	Numeric (Double)
H2RI2_3	2_3. 3rd Partner: How old was {INITIALS} when your romantic relationship began?

			Frequency	% of total	% of valid
Missing	96	refused	18	0.12%	
	97	legitimate skip	13860	94.04%	
	98	don't know	13	0.09%	
	Total	13,891	94.25%		

Valid	Invalid	Minimum	Maximum	Mean	StdDev
847	13891	6	35	16.305785...	2.5663308...

H2RI3_3 - S24Q3 PARTNR3 APPROX PARTNERS AGE-W2

Type	Numeric (Double)
H2RI3_3	3_3. 3rd Partner: About how old was {INITIALS}?

			Frequency	% of total	% of valid
--	--	--	-----------	------------	------------

Missing	96	refused	18	0.12%	
	97	legitimate skip	14707	99.79%	
	98	don't know	10	0.07%	
		Total	14,735	99.98%	

Valid	Invalid	Minimum	Maximum	Mean	StdDev
3	14735	13	19	15.333333...	3.2145502...

Type	Code
Measurement Unit	numeric
H2RI4_3	4_3. 3rd Partner: What grade was {INITIALS} in at that time?

			Frequency	% of total	% of valid
Valid	1	first or second grade	5	0.03%	0.59%
	6	sixth grade	8	0.05%	0.94%
	7	seventh grade	46	0.31%	5.4%
	8	eighth grade	99	0.67%	11.62%
	9	ninth grade	122	0.83%	14.32%
	10	tenth grade	140	0.95%	16.43%
	11	eleventh grade	152	1.03%	17.84%
	12	twelfth grade	104	0.71%	12.21%
	13	beyond twelfth grade	62	0.42%	7.28%
	14	{INITIALS} wasn't in school	97	0.66%	11.38%
	15	{INITIALS} was in school, but you don't know what grade	9	0.06%	1.06%
	16	you don't know whether {INITIALS} was in school	8	0.05%	0.94%
		Total	852	5.78%	100%
Missing	96	refused	19	0.13%	
	97	legitimate skip	13860	94.04%	
	98	don't know	7	0.05%	
	Total	13,886	94.22%		

Valid	Invalid	Minimum	Maximum
852	13886	1	16

Type	Code
Measurement Unit	numeric

H2RI5_3	5_3. 3rd Partner: When your relationship with {INITIALS} began, did you and {INITIALS} go to the same school?
---------	---

			Frequency	% of total	% of valid
Valid	0	no	337	2.29%	44.81%
	1	yes	415	2.82%	55.19%
Total			752	5.1%	100%
Missing	6	refused	19	0.13%	
	7	legitimate skip	13965	94.76%	
	8	don't know	2	0.01%	
Total			13,986	94.9%	

Valid	Invalid	Minimum	Maximum
752	13986	0	1

H2RI6_3 - S24Q6 PARTNR3 WHERE DID HE/SHE LIVE-W2

Type	Code
Measurement Unit	numeric
H2RI6_3	6_3. 3rd Partner: When your relationship with {INITIALS} began, where did {INITIALS} live?

			Frequency	% of total	% of valid
Valid	1	in your neighborhood	245	1.66%	28.52%
	2	not in your neighborhood	614	4.17%	71.48%
Total			859	5.83%	100%
Missing	6	refused	18	0.12%	
	7	legitimate skip	13860	94.04%	
	8	don't know	1	0.01%	
Total			13,879	94.17%	

Valid	Invalid	Minimum	Maximum
859	13879	1	2

H2RI7A_3 - S24Q7A PARTNR3-SAME SCHOOL-W2

Type	Code
Measurement Unit	numeric
H2RI7A_3	7A_3. 3rd Partner: In what ways did you know {INITIALS} before your romantic relationship began? (If you knew {INITIALS} in more than one way, choose more than one answer.) You went to the same school.

			Frequency	% of total	% of valid
--	--	--	-----------	------------	------------

Valid	0	not marked	447	3.03%	52.28%
	1	marked	408	2.77%	47.72%
		Total	855	5.8%	100%
Missing	6	refused	17	0.12%	
	7	legitimate skip	13860	94.04%	
	8	don't know	6	0.04%	
		Total	13,883	94.2%	

Valid	Invalid	Minimum	Maximum
855	13883	0	1

Type	Code
Measurement Unit	numeric
H2RI7B_3	7B_3. 3rd Partner: In what ways did you know {INITIALS} before your romantic relationship began? (If you knew {INITIALS} in more than one way, choose more than one answer.) You went to the same church, synagogue, or place of worship.

			Frequency	% of total	% of valid
Valid	0	not marked	811	5.5%	94.85%
	1	marked	44	0.3%	5.15%
		Total	855	5.8%	100%
Missing	6	refused	17	0.12%	
	7	legitimate skip	13860	94.04%	
	8	don't know	6	0.04%	
		Total	13,883	94.2%	

Valid	Invalid	Minimum	Maximum
855	13883	0	1

Type	Code
Measurement Unit	numeric
H2RI7C_3	7C_3. 3rd Partner: In what ways did you know {INITIALS} before your romantic relationship began? (If you knew {INITIALS} in more than one way, choose more than one answer.) You were neighbors.

			Frequency	% of total	% of valid
Valid	0	not marked	811	5.5%	94.85%
	1	marked	44	0.3%	5.15%

		Total	855	5.8%	100%
Missing	6	refused	17	0.12%	
	7	legitimate skip	13860	94.04%	
	8	don't know	6	0.04%	
		Total	13,883	94.2%	

Valid	Invalid	Minimum	Maximum
855	13883	0	1

H2RI7D_3 - S24Q7D PARTNR3-CASUAL ACQUAINTANCES-W2

Type	Code
Measurement Unit	numeric
H2RI7D_3	7D_3. 3rd Partner: In what ways did you know {INITIALS} before your romantic relationship began? (If you knew {INITIALS} in more than one way, choose more than one answer.) You were casual acquaintances.

			Frequency	% of total	% of valid
Valid	0	not marked	649	4.4%	75.91%
	1	marked	206	1.4%	24.09%
		Total	855	5.8%	100%
Missing	6	refused	17	0.12%	
	7	legitimate skip	13860	94.04%	
	8	don't know	6	0.04%	
		Total	13,883	94.2%	

Valid	Invalid	Minimum	Maximum
855	13883	0	1

H2RI7E_3 - S24Q7E PARTNR3-FRIENDS-W2

Type	Code
Measurement Unit	numeric
H2RI7E_3	7E_3. 3rd Partner: In what ways did you know {INITIALS} before your romantic relationship began? (If you knew {INITIALS} in more than one way, choose more than one answer.) You were friends.

			Frequency	% of total	% of valid
Valid	0	not marked	537	3.64%	62.81%
	1	marked	318	2.16%	37.19%
		Total	855	5.8%	100%

Missing	6	refused	17	0.12%	
	7	legitimate skip	13860	94.04%	
	8	don't know	6	0.04%	
		Total	13,883	94.2%	

Valid	Invalid	Minimum	Maximum
855	13883	0	1

H2RI7F_3 - S24Q7F PARTNR3-SHARED MUTUAL FRIEND-W2

Type	Code
Measurement Unit	numeric
H2RI7F_3	7F_3. 3rd Partner: In what ways did you know {INITIALS} before your romantic relationship began? (If you knew {INITIALS} in more than one way, choose more than one answer.) {INITIALS} was a friend of another friend of yours.

			Frequency	% of total	% of valid
Valid	0	not marked	517	3.51%	60.47%
	1	marked	338	2.29%	39.53%
		Total	855	5.8%	100%
Missing	6	refused	17	0.12%	
	7	legitimate skip	13860	94.04%	
	8	don't know	6	0.04%	
		Total	13,883	94.2%	

Valid	Invalid	Minimum	Maximum
855	13883	0	1

H2RI7G_3 - S24Q7G PARTNR3-SOME OTHER WAY-W2

Type	Code
Measurement Unit	numeric
H2RI7G_3	7G_3. 3rd Partner: In what ways did you know {INITIALS} before your romantic relationship began? (If you knew {INITIALS} in more than one way, choose more than one answer.) Some other way

			Frequency	% of total	% of valid
Valid	0	not marked	725	4.92%	84.8%
	1	marked	130	0.88%	15.2%
		Total	855	5.8%	100%
Missing	6	refused	17	0.12%	
	7	legitimate skip	13860	94.04%	
	8	don't know	6	0.04%	

		Total	13,883	94.2%	
--	--	-------	--------	-------	--

Valid	Invalid	Minimum	Maximum
855	13883	0	1

Type	Code
Measurement Unit	numeric
H2RI7H_3	7H_3. 3rd Partner: In what ways did you know {INITIALS} before your romantic relationship began? (If you knew {INITIALS} in more than one way, choose more than one answer.) You did not know {INITIALS} before your relationship began. Your romantic relationship began at your first meeting.

			Frequency	% of total	% of valid
Valid	0	not marked	793	5.38%	92.75%
	1	marked	62	0.42%	7.25%
		Total	855	5.8%	100%
Missing	6	refused	17	0.12%	
	7	legitimate skip	13860	94.04%	
	8	don't know	6	0.04%	
		Total	13,883	94.2%	

Valid	Invalid	Minimum	Maximum
855	13883	0	1

Type	Code
Measurement Unit	numeric
H2RI8_3	8_3. 3rd Partner: When your relationship with {INITIALS} began, how many of your close friends knew {INITIALS}?

			Frequency	% of total	% of valid
Valid	1	all of them	254	1.72%	29.67%
	2	most of them	200	1.36%	23.36%
	3	a few of them	237	1.61%	27.69%
	4	one of them	70	0.47%	8.18%
	5	none of them	87	0.59%	10.16%
	6	when your romantic relationship with {INITIALS} began, you had no close friends	8	0.05%	0.93%
	Total	856	5.81%	100%	

Missing	96	refused	18	0.12%	
	97	legitimate skip	13860	94.04%	
	98	don't know	4	0.03%	
		Total	13,882	94.19%	

Valid	Invalid	Minimum	Maximum
856	13882	1	6

Type	Code
Measurement Unit	numeric
H2RI9_3	9_3. 3rd Partner: Did {INITIALS} call you names, insult you, or treat you disrespectfully in front of others?

			Frequency	% of total	% of valid
Valid	0	no	800	5.43%	93.24%
	1	yes	58	0.39%	6.76%
		Total	858	5.82%	100%
Missing	6	refused	19	0.13%	
	7	legitimate skip	13860	94.04%	
	8	don't know	1	0.01%	
		Total	13,880	94.18%	

Valid	Invalid	Minimum	Maximum
858	13880	0	1

Type	Code
Measurement Unit	numeric
H2RI10M3	10M3. 3rd Partner: In what month [and year] did {INITIALS} first do this?

			Frequency	% of total	% of valid
--	--	--	-----------	------------	------------

Valid	1	January	7	0.05%	14.58%
	2	February	4	0.03%	8.33%
	3	March	7	0.05%	14.58%
	4	April	7	0.05%	14.58%
	5	May	6	0.04%	12.5%
	6	June	3	0.02%	6.25%
	7	July	3	0.02%	6.25%
	8	August	4	0.03%	8.33%
	10	October	4	0.03%	8.33%
	11	November	1	0.01%	2.08%
	12	December	2	0.01%	4.17%
			Total	48	0.33%
Missing	97	legitimate skip	14680	99.61%	
	98	don't know	10	0.07%	
		Total	14,690	99.67%	

Valid	Invalid	Minimum	Maximum
48	14690	1	12

H2RI10Y3 - S24Q10 PARTNR3-YEAR FIRST OCCURRED-W2

Type	Code
Measurement Unit	numeric
H2RI10Y3	10Y3. 3rd Partner: In what [month and] year did {INITIALS} first do this?

			Frequency	% of total	% of valid
Valid	89	1989	1	0.01%	2.22%
	94	1994	3	0.02%	6.67%
	95	1995	11	0.07%	24.44%
	96	1996	30	0.2%	66.67%
		Total	45	0.31%	100%
Missing	996	refused	1	0.01%	
	997	legitimate skip	14680	99.61%	
	998	don't know	12	0.08%	
		Total	14,693	99.69%	

Valid	Invalid	Minimum	Maximum
45	14693	89	96

H2RI11_3 - S24Q11 PARTNR3-SWEAR AT YOU-W2

Type	Code
------	------

Measurement Unit	numeric
H2RI11_3	11_3. 3rd Partner: Did {INITIALS} swear at you?

			Frequency	% of total	% of valid
Valid	0	no	786	5.33%	91.4%
	1	yes	74	0.5%	8.6%
Total			860	5.84%	100%
Missing	6	refused	17	0.12%	
	7	legitimate skip	13860	94.04%	
	8	don't know	1	0.01%	
Total			13,878	94.16%	

Valid	Invalid	Minimum	Maximum
860	13878	0	1

H2RI12M3 - S24Q12 PARTNR3-MONTH FIRST OCCURRED-W2

Type	Code
Measurement Unit	numeric
H2RI12M3	12M3. 3rd Partner: In what month [and year] did {INITIALS} first do this?

			Frequency	% of total	% of valid
Valid	1	January	9	0.06%	16.67%
	2	February	2	0.01%	3.7%
	3	March	5	0.03%	9.26%
	4	April	9	0.06%	16.67%
	5	May	7	0.05%	12.96%
	6	June	3	0.02%	5.56%
	7	July	4	0.03%	7.41%
	8	August	5	0.03%	9.26%
	9	September	3	0.02%	5.56%
	10	October	2	0.01%	3.7%
	11	November	2	0.01%	3.7%
	12	December	3	0.02%	5.56%
Total			54	0.37%	100%
Missing	96	refused	1	0.01%	
	97	legitimate skip	14664	99.5%	
	98	don't know	19	0.13%	
Total			14,684	99.63%	


Valid	Invalid	Minimum	Maximum
54	14684	1	12

 H2RI12Y3 - S24Q12 PARTNR3-YEAR FIRST OCCURRED-W2

Type	Code
Measurement Unit	numeric
H2RI12Y3	12Y3. 3rd Partner: In what [month and] year did {INITIALS} first do this?

			Frequency	% of total	% of valid
Valid	94	1994	2	0.01%	3.64%
	95	1995	20	0.14%	36.36%
	96	1996	33	0.22%	60%
		Total	55	0.37%	100%
Missing	996	refused	3	0.02%	
	997	legitimate skip	14664	99.5%	
	998	don't know	16	0.11%	
		Total	14,683	99.63%	

Valid	Invalid	Minimum	Maximum
55	14683	94	96

 H2RI13_3 - S24Q13 PARTNR3-THREATEN WITH VIOLENCE-W2

Type	Code
Measurement Unit	numeric
H2RI13_3	13_3. 3rd Partner: Did {INITIALS} threaten you with violence?

			Frequency	% of total	% of valid
Valid	0	no	832	5.65%	96.52%
	1	yes	30	0.2%	3.48%
		Total	862	5.85%	100%
Missing	6	refused	15	0.1%	
	7	legitimate skip	13860	94.04%	
	8	don't know	1	0.01%	
		Total	13,876	94.15%	

Valid	Invalid	Minimum	Maximum
862	13876	0	1

 H2RI14M3 - S24Q14 PARTNR3-MONTH FIRST OCCURRED-W2

Type	Code
Measurement Unit	numeric

H2RI14M3	14M3. 3rd Partner: In what month [and year] did {INITIALS} first do this?
----------	---

			Frequency	% of total	% of valid
Valid	1	January	4	0.03%	18.18%
	2	February	1	0.01%	4.55%
	3	March	3	0.02%	13.64%
	4	April	2	0.01%	9.09%
	5	May	2	0.01%	9.09%
	6	June	2	0.01%	9.09%
	7	July	1	0.01%	4.55%
	8	August	2	0.01%	9.09%
	9	September	3	0.02%	13.64%
	11	November	1	0.01%	4.55%
	12	December	1	0.01%	4.55%
			Total	22	0.15%
Missing	96	refused	2	0.01%	
	97	legitimate skip	14708	99.8%	
	98	don't know	6	0.04%	
		Total	14,716	99.85%	

Valid	Invalid	Minimum	Maximum
22	14716	1	12

H2RI14Y3 - S24Q14 PARTNR3-YEAR FIRST OCCURRED-W2

Type	Code
Measurement Unit	numeric
H2RI14Y3	14Y3. 3rd Partner: In what [month and] year did {INITIALS} first do this?

			Frequency	% of total	% of valid
Valid	94	1994	2	0.01%	9.09%
	95	1995	7	0.05%	31.82%
	96	1996	13	0.09%	59.09%
		Total	22	0.15%	100%
Missing	996	refused	3	0.02%	
	997	legitimate skip	14708	99.8%	
	998	don't know	5	0.03%	
		Total	14,716	99.85%	

Valid	Invalid	Minimum	Maximum
22	14716	94	96

 H2RI15_3 - S24Q15 PARTNR3-PUSH/SHOVE YOU-W2

Type	Code
Measurement Unit	numeric
H2RI15_3	15_3. 3rd Partner: Did {INITIALS} push or shove you?

			Frequency	% of total	% of valid
Valid	0	no	823	5.58%	95.48%
	1	yes	39	0.26%	4.52%
	Total		862	5.85%	100%
Missing	6	refused	15	0.1%	
	7	legitimate skip	13860	94.04%	
	8	don't know	1	0.01%	
	Total		13,876	94.15%	

Valid	Invalid	Minimum	Maximum
862	13876	0	1

 H2RI16M3 - S24Q16 PARTNR3-MONTH FIRST OCCURRED-W2

Type	Code
Measurement Unit	numeric
H2RI16M3	16M3. 3rd Partner: In what month [and year] did {INITIALS} first do this?

			Frequency	% of total	% of valid
Valid	1	January	4	0.03%	14.29%
	2	February	2	0.01%	7.14%
	3	March	1	0.01%	3.57%
	4	April	4	0.03%	14.29%
	5	May	4	0.03%	14.29%
	6	June	2	0.01%	7.14%
	7	July	4	0.03%	14.29%
	8	August	3	0.02%	10.71%
	10	October	2	0.01%	7.14%
	11	November	1	0.01%	3.57%
	12	December	1	0.01%	3.57%
	Total		28	0.19%	100%
Missing	96	refused	1	0.01%	
	97	legitimate skip	14699	99.74%	
	98	don't know	10	0.07%	
	Total		14,710	99.81%	

Valid	Invalid	Minimum	Maximum
28	14710	1	12

H2RI16Y3 - S24Q16 PARTNR3-YEAR FIRST OCCURRED-W2

Type	Code
Measurement Unit	numeric
H2RI16Y3	16Y3. 3rd Partner: In what [month and] year did {INITIALS} first do this?

			Frequency	% of total	% of valid
Valid	94	1994	1	0.01%	3.45%
	95	1995	11	0.07%	37.93%
	96	1996	17	0.12%	58.62%
		Total	29	0.2%	100%
Missing	996	refused	2	0.01%	
	997	legitimate skip	14699	99.74%	
	998	don't know	8	0.05%	
		Total	14,709	99.8%	

Valid	Invalid	Minimum	Maximum
29	14709	94	96

H2RI17_3 - S24Q17 PARTNR3-THROW SOMETHING AT YOU-W2

Type	Code
Measurement Unit	numeric
H2RI17_3	17_3. 3rd Partner: Did {INITIALS} throw something at you that could hurt you?

			Frequency	% of total	% of valid
Valid	0	no	851	5.77%	98.84%
	1	yes	10	0.07%	1.16%
		Total	861	5.84%	100%
Missing	6	refused	16	0.11%	
	7	legitimate skip	13860	94.04%	
	8	don't know	1	0.01%	
		Total	13,877	94.16%	

Valid	Invalid	Minimum	Maximum
861	13877	0	1

H2RI18M3 - S24Q18 PARTNR3-MONTH FIRST OCCURRED-W2

Type	Code
------	------

Measurement Unit	numeric
H2RI18M3	18M3. 3rd Partner: In what month [and year] did {INITIALS} first do this?

			Frequency	% of total	% of valid
Valid	1	January	1	0.01%	12.5%
	2	February	1	0.01%	12.5%
	4	April	1	0.01%	12.5%
	5	May	2	0.01%	25%
	6	June	1	0.01%	12.5%
	7	July	1	0.01%	12.5%
	11	November	1	0.01%	12.5%
Total			8	0.05%	100%
Missing	97	legitimate skip	14728	99.93%	
	98	don't know	2	0.01%	
Total			14,730	99.95%	

Valid	Invalid	Minimum	Maximum
8	14730	1	11

H2RI18Y3 - S24Q18 PARTNR3-YEAR FIRST OCCURRED-W2

Type	Code
Measurement Unit	numeric
H2RI18Y3	18Y3. 3rd Partner: In what [month and] year did {INITIALS} first do this?

			Frequency	% of total	% of valid
Valid	95	1995	3	0.02%	37.5%
	96	1996	5	0.03%	62.5%
Total			8	0.05%	100%
Missing	997	legitimate skip	14728	99.93%	
	998	don't know	2	0.01%	
Total			14,730	99.95%	

Valid	Invalid	Minimum	Maximum
8	14730	95	96

H2RI19_3 - S24Q19 PARTNR3-STILL GOING ON-W2

Type	Code
Measurement Unit	numeric
H2RI19_3	19_3. 3rd Partner: Is your romantic relationship with {INITIALS} still going on?

			Frequency	% of total	% of valid
--	--	--	-----------	------------	------------

Valid	0	no	623	4.23%	72.11%
	1	yes	241	1.64%	27.89%
		Total	864	5.86%	100%
Missing	6	refused	13	0.09%	
	7	legitimate skip	13860	94.04%	
	8	don't know	1	0.01%	
		Total	13,874	94.14%	

Valid	Invalid	Minimum	Maximum
864	13874	0	1

H2RI20M3 - S24Q20M PARTNR3-WHEN DID IT END-MO-W2

Type	Code
Measurement Unit	numeric
H2RI20M3	20M3. 3rd Partner: In what month [and year] did your relationship with {INITIALS} end?

			Frequency	% of total	% of valid
Valid	1	January	37	0.25%	8.15%
	2	February	34	0.23%	7.49%
	3	March	61	0.41%	13.44%
	4	April	55	0.37%	12.11%
	5	May	60	0.41%	13.22%
	6	June	51	0.35%	11.23%
	7	July	29	0.2%	6.39%
	8	August	28	0.19%	6.17%
	9	September	31	0.21%	6.83%
	10	October	15	0.1%	3.3%
	11	November	24	0.16%	5.29%
	12	December	29	0.2%	6.39%
		Total	454	3.08%	100%
Missing	96	refused	12	0.08%	
	97	legitimate skip	14115	95.77%	
	98	don't know	157	1.07%	
		Total	14,284	96.92%	

Valid	Invalid	Minimum	Maximum
454	14284	1	12

H2RI20Y3 - S24Q20Y PARTNR3-WHEN DID IT END-YR-W2

Type	Code
Measurement Unit	numeric
H2RI20Y3	20Y3. 3rd Partner: In what [month and] year did your relationship with {INITIALS} end?

			Frequency	% of total	% of valid
Valid	89	1989	1	0.01%	0.2%
	93	1993	2	0.01%	0.4%
	94	1994	11	0.07%	2.21%
	95	1995	198	1.34%	39.84%
	96	1996	285	1.93%	57.34%
		Total	497	3.37%	100%
Missing	996	refused	13	0.09%	
	997	legitimate skip	14115	95.77%	
	998	don't know	113	0.77%	
		Total	14,241	96.63%	

Valid	Invalid	Minimum	Maximum
497	14241	89	96

H2RI21_3 - S24Q21 PARTNR3-WHERE LIVE AT END-W2

Type	Code
Measurement Unit	numeric
H2RI21_3	21_3. 3rd Partner: When the romantic relationship with {INITIALS} ended, where did {INITIALS} live?

			Frequency	% of total	% of valid
Valid	1	in your neighborhood	158	1.07%	25.53%
	2	not in your neighborhood	461	3.13%	74.47%
		Total	619	4.2%	100%
Missing	6	refused	3	0.02%	
	7	legitimate skip	14115	95.77%	
	8	don't know	1	0.01%	
		Total	14,119	95.8%	

Valid	Invalid	Minimum	Maximum
619	14119	1	2

H2RI22_3 - S24Q22 PARTNR3-SAMPLE SCH NOW-W2

Type	Code
------	------

Measurement Unit	numeric
H2RI22_3	22_3. 3rd Partner: [If SCHOOL YEAR:] Does {INITIALS} go to {SAMPLE SCHOOL}? [If SUMMER:] Did {INITIALS} go to {SAMPLE SCHOOL} THIS past school year?

			Frequency	% of total	% of valid
Valid	0	no	543	3.68%	62.92%
	1	yes	320	2.17%	37.08%
	Total		863	5.86%	100%
Missing	6	refused	14	0.09%	
	7	legitimate skip	13860	94.04%	
	8	don't know	1	0.01%	
	Total		13,875	94.14%	

Valid	Invalid	Minimum	Maximum
863	13875	0	1

H2RI23_3 - S24Q23 PARTNR3-SISTER SCH NOW-W2

Type	Code
Measurement Unit	numeric
H2RI23_3	23_3. 3rd Partner: [If SCHOOL YEAR:] Does {INITIALS} go to {SISTER SCHOOL}? [If SUMMER:] Did {INITIALS} go to {SISTER SCHOOL} this past school year?

			Frequency	% of total	% of valid
Valid	0	no	366	2.48%	92.19%
	1	yes	31	0.21%	7.81%
	Total		397	2.69%	100%
Missing	6	refused	10	0.07%	
	7	legitimate skip	14330	97.23%	
	8	don't know	1	0.01%	
	Total		14,341	97.31%	

Valid	Invalid	Minimum	Maximum
397	14341	0	1

H2RI24_3 - S24Q24 PARTNR3-SAMPLE SCH 94-95-W2

Type	Code
Measurement Unit	numeric

H2RI24_3	24_3. 3rd Partner: [If SCHOOL YEAR:] Did {INITIALS} go to {SAMPLE SCHOOL} during the 1994-95 school year, in other words, last school year? [If SUMMER:] Did {INITIALS} go to {SAMPLE SCHOOL} during the 1994-95 school year, in other words, the school year before this past one?
----------	---

			Frequency	% of total	% of valid
Valid	0	no	555	3.77%	64.24%
	1	yes	309	2.1%	35.76%
	Total		864	5.86%	100%
Missing	6	refused	13	0.09%	
	7	legitimate skip	13860	94.04%	
	8	don't know	1	0.01%	
	Total		13,874	94.14%	

Valid	Invalid	Minimum	Maximum
864	13874	0	1

H2RI25_3 - S24Q25 PARTNR3-SISTER SCH 94-95-W2

Type	Code
Measurement Unit	numeric
H2RI25_3	25_3. 3rd Partner: [If SCHOOL YEAR:] Did {INITIALS} go to {SISTER SCHOOL} during the 1994-95 school year, in other words, last school year? [If SUMMER:] Did {INITIALS} go to {SISTER SCHOOL} the school year before this past one?

			Frequency	% of total	% of valid
Valid	0	no	523	3.55%	93.73%
	1	yes	35	0.24%	6.27%
	Total		558	3.79%	100%
Missing	6	refused	10	0.07%	
	7	legitimate skip	14169	96.14%	
	8	don't know	1	0.01%	
	Total		14,180	96.21%	

Valid	Invalid	Minimum	Maximum
558	14180	0	1

H2RI26_3 - S24Q26 PARTNR3-GRADE NOW-W2

Type	Code
Measurement Unit	numeric

H2RI26_3	26_3. 3rd Partner: [If SCHOOL YEAR:] What grade is {INITIALS} in now? [If SUMMER:] What grade was {INITIALS} in during the 1995-96 school year?
----------	---

			Frequency	% of total	% of valid	
Valid	1	first grade	5	0.03%	0.59%	
	2	second grade	1	0.01%	0.12%	
	6	sixth grade	3	0.02%	0.35%	
	7	seventh grade	30	0.2%	3.52%	
	8	eighth grade	88	0.6%	10.32%	
	9	ninth grade	112	0.76%	13.13%	
	10	tenth grade	139	0.94%	16.3%	
	11	eleventh grade	144	0.98%	16.88%	
	12	twelfth grade	126	0.85%	14.77%	
	13	{INITIALS} has graduated from high school, and is in another kind of school	77	0.52%	9.03%	
	14	{INITIALS} has graduated from high school, and is out of school	72	0.49%	8.44%	
	15	{INITIALS} has dropped out of school	28	0.19%	3.28%	
	16	{INITIALS} is in school, but you don't know what grade	7	0.05%	0.82%	
	17	you don't know whether {INITIALS} is in school	21	0.14%	2.46%	
		Total	853	5.79%	100%	
	Missing	96	refused	16	0.11%	
		97	legitimate skip	13860	94.04%	
98		don't know	9	0.06%		
	Total	13,885	94.21%			

Valid	Invalid	Minimum	Maximum
853	13885	1	17

Type	Numeric (Double)
H2RI27_3	27_3. 3rd Partner: How old is {INITIALS} now?

			Frequency	% of total	% of valid
Missing	96	refused	16	0.11%	
	97	legitimate skip	13860	94.04%	
	98	don't know	11	0.07%	
	Total	13,887	94.23%		

Valid	Invalid	Minimum	Maximum	Mean	StdDev
851	13887	11	35	16.930669...	2.5870513...

H2RI28_3 - S24RI28 PARTNR3-HISPANIC/LATINO-W2

Type	Code
Measurement Unit	numeric
H2RI28_3	28_3. 3rd Partner: Is {INITIALS} of Hispanic or Latino origin?

			Frequency	% of total	% of valid
Valid	0	no	743	5.04%	86.4%
	1	yes	117	0.79%	13.6%
	Total		860	5.84%	100%
Missing	6	refused	13	0.09%	
	7	legitimate skip	13860	94.04%	
	8	don't know	5	0.03%	
	Total		13,878	94.16%	

Valid	Invalid	Minimum	Maximum
860	13878	0	1

H2RI29A3 - S24RI29A PARTNR3-MEXICAN-W2

Type	Code
Measurement Unit	numeric
H2RI29A3	29A3. 3rd Partner: What is {INITIALS}'s Hispanic or Latino background? You may choose more than one answer. Mexican/Mexican American

			Frequency	% of total	% of valid
Valid	0	not marked	64	0.43%	55.17%
	1	marked	52	0.35%	44.83%
	Total		116	0.79%	100%
Missing	7	legitimate skip	14621	99.21%	
	8	don't know	1	0.01%	
	Total		14,622	99.21%	

Valid	Invalid	Minimum	Maximum
116	14622	0	1

H2RI29B3 - S24RI29B PARTNR3-CHICANO-W2

Type	Code
------	------

Measurement Unit	numeric
H2RI29B3	29B3. 3rd Partner: What is {INITIALS}'s Hispanic or Latino background? You may choose more than one answer. Chicano/Chicana

			Frequency	% of total	% of valid
Valid	0	not marked	106	0.72%	91.38%
	1	marked	10	0.07%	8.62%
	Total		116	0.79%	100%
Missing	7	legitimate skip	14621	99.21%	
	8	don't know	1	0.01%	
	Total		14,622	99.21%	

Valid	Invalid	Minimum	Maximum
116	14622	0	1

H2RI29C3 - S24RI29C PARTNR3-CUBAN-W2

Type	Code
Measurement Unit	numeric
H2RI29C3	29C3. 3rd Partner: What is {INITIALS}'s Hispanic or Latino background? You may choose more than one answer. Cuban/Cuban American

			Frequency	% of total	% of valid
Valid	0	not marked	102	0.69%	87.93%
	1	marked	14	0.09%	12.07%
	Total		116	0.79%	100%
Missing	7	legitimate skip	14621	99.21%	
	8	don't know	1	0.01%	
	Total		14,622	99.21%	

Valid	Invalid	Minimum	Maximum
116	14622	0	1

H2RI29D3 - S24RI29D PARTNR3-PUERTO RICAN-W2

Type	Code
Measurement Unit	numeric
H2RI29D3	29D3. 3rd Partner: What is {INITIALS}'s Hispanic or Latino background? You may choose more than one answer. Puerto Rican

			Frequency	% of total	% of valid
Valid	0	not marked	94	0.64%	81.03%
	1	marked	22	0.15%	18.97%

		Total	116	0.79%	100%
Missing	7	legitimate skip	14621	99.21%	
	8	don't know	1	0.01%	
		Total	14,622	99.21%	

Valid	Invalid	Minimum	Maximum
116	14622	0	1

Type	Code
Measurement Unit	numeric
H2RI29E3	29E3. 3rd Partner: What is {INITIALS}'s Hispanic or Latino background? You may choose more than one answer. Central/South American

			Frequency	% of total	% of valid
Valid	0	not marked	107	0.73%	92.24%
	1	marked	9	0.06%	7.76%
		Total	116	0.79%	100%
Missing	7	legitimate skip	14621	99.21%	
	8	don't know	1	0.01%	
		Total	14,622	99.21%	

Valid	Invalid	Minimum	Maximum
116	14622	0	1

Type	Code
Measurement Unit	numeric
H2RI29F3	29F3. 3rd Partner: What is {INITIALS}'s Hispanic or Latino background? You may choose more than one answer. other Hispanic

			Frequency	% of total	% of valid
Valid	0	not marked	100	0.68%	86.21%
	1	marked	16	0.11%	13.79%
		Total	116	0.79%	100%
Missing	7	legitimate skip	14621	99.21%	
	8	don't know	1	0.01%	
		Total	14,622	99.21%	

Valid	Invalid	Minimum	Maximum
-------	---------	---------	---------

116	14622	0	1
-----	-------	---	---

H2RI30A3 - S24RI30A PARTNR3-WHITE-W2

Type	Code
Measurement Unit	numeric
H2RI30A3	30A3. 3rd Partner: What is {INITIALS}'s race? If {INITIALS} is of mixed race, you may choose more than one answer. White

			Frequency	% of total	% of valid
Valid	0	not marked	274	1.86%	31.86%
	1	marked	586	3.98%	68.14%
	Total		860	5.84%	100%
Missing	6	refused	13	0.09%	
	7	legitimate skip	13860	94.04%	
	8	don't know	5	0.03%	
	Total		13,878	94.16%	

Valid	Invalid	Minimum	Maximum
860	13878	0	1

H2RI30B3 - S24RI30B PARTNR3-AFRICAN AMERICAN-W2

Type	Code
Measurement Unit	numeric
H2RI30B3	30B3. 3rd Partner: What is {INITIALS}'s race? If {INITIALS} is of mixed race, you may choose more than one answer. black or African American

			Frequency	% of total	% of valid
Valid	0	not marked	706	4.79%	82.09%
	1	marked	154	1.04%	17.91%
	Total		860	5.84%	100%
Missing	6	refused	13	0.09%	
	7	legitimate skip	13860	94.04%	
	8	don't know	5	0.03%	
	Total		13,878	94.16%	

Valid	Invalid	Minimum	Maximum
860	13878	0	1

H2RI30C3 - S24RI30C PARTNR3-AMERICAN INDIAN-W2

Type	Code
------	------

Measurement Unit	numeric
H2RI30C3	30C3. 3rd Partner: What is {INITIALS}'s race? If {INITIALS} is of mixed race, you may choose more than one answer. American Indian or Native American

			Frequency	% of total	% of valid
Valid	0	not marked	846	5.74%	98.37%
	1	marked	14	0.09%	1.63%
	Total		860	5.84%	100%
Missing	6	refused	13	0.09%	
	7	legitimate skip	13860	94.04%	
	8	don't know	5	0.03%	
	Total		13,878	94.16%	

Valid	Invalid	Minimum	Maximum
860	13878	0	1

H2RI30D3 - S24RI30D PARTNR3-ASIAN-W2

Type	Code
Measurement Unit	numeric
H2RI30D3	30D3. 3rd Partner: What is {INITIALS}'s race? If {INITIALS} is of mixed race, you may choose more than one answer. Asian or Pacific Islander

			Frequency	% of total	% of valid
Valid	0	not marked	819	5.56%	95.23%
	1	marked	41	0.28%	4.77%
	Total		860	5.84%	100%
Missing	6	refused	13	0.09%	
	7	legitimate skip	13860	94.04%	
	8	don't know	5	0.03%	
	Total		13,878	94.16%	

Valid	Invalid	Minimum	Maximum
860	13878	0	1

H2RI30E3 - S24RI30E PARTNR3-OTHER RACE-W2

Type	Code
Measurement Unit	numeric
H2RI30E3	30E3. 3rd Partner: What is {INITIALS}'s race? If {INITIALS} is of mixed race, you may choose more than one answer. other

			Frequency	% of total	% of valid
--	--	--	-----------	------------	------------

Valid	0	not marked	761	5.16%	88.49%
	1	marked	99	0.67%	11.51%
		Total	860	5.84%	100%
Missing	6	refused	13	0.09%	
	7	legitimate skip	13860	94.04%	
	8	don't know	5	0.03%	
		Total	13,878	94.16%	

Valid	Invalid	Minimum	Maximum
860	13878	0	1

H2RI31A3 - S24RI31A PARTNR3-CHINESE-W2

Type	Code
Measurement Unit	numeric
H2RI31A3	31A3. 3rd Partner: What is {INITIALS}'s Asian background? You may choose more than one answer. Chinese

			Frequency	% of total	% of valid
Valid	0	not marked	36	0.24%	87.8%
	1	marked	5	0.03%	12.2%
		Total	41	0.28%	100%
Missing	7	legitimate skip	14697	99.72%	
		Total	14,697	99.72%	

Valid	Invalid	Minimum	Maximum
41	14697	0	1

H2RI31B3 - S24RI31B PARTNR3-FILIPINO-W2

Type	Code
Measurement Unit	numeric
H2RI31B3	31B3. 3rd Partner: What is {INITIALS}'s Asian background? You may choose more than one answer. Filipino

			Frequency	% of total	% of valid
Valid	0	not marked	20	0.14%	48.78%
	1	marked	21	0.14%	51.22%
		Total	41	0.28%	100%
Missing	7	legitimate skip	14697	99.72%	
		Total	14,697	99.72%	

Valid	Invalid	Minimum	Maximum
41	14697	0	1

H2RI31C3 - S24RI31C PARTNR3-JAPANESE-W2

Type	Code
Measurement Unit	numeric
H2RI31C3	31C3. 3rd Partner: What is {INITIALS}'s Asian background? You may choose more than one answer. Japanese

			Frequency	% of total	% of valid
Valid	0	not marked	37	0.25%	90.24%
	1	marked	4	0.03%	9.76%
		Total	41	0.28%	100%
Missing	7	legitimate skip	14697	99.72%	
		Total	14,697	99.72%	

Valid	Invalid	Minimum	Maximum
41	14697	0	1

H2RI31D3 - S24RI31D PARTNR3-ASIAN INDIAN-W2

Type	Code
Measurement Unit	numeric
H2RI31D3	31D3. 3rd Partner: What is {INITIALS}'s Asian background? You may choose more than one answer. Asian Indian

			Frequency	% of total	% of valid
Valid	0	not marked	40	0.27%	97.56%
	1	marked	1	0.01%	2.44%
		Total	41	0.28%	100%
Missing	7	legitimate skip	14697	99.72%	
		Total	14,697	99.72%	

Valid	Invalid	Minimum	Maximum
41	14697	0	1

H2RI31E3 - S24RI31E PARTNR3-KOREAN-W2

Type	Code
Measurement Unit	numeric

H2RI31E3	31E3. 3rd Partner: What is {INITIALS}'s Asian background? You may choose more than one answer. Korean
----------	---

			Frequency	% of total	% of valid
Valid	0	not marked	35	0.24%	85.37%
	1	marked	6	0.04%	14.63%
Total			41	0.28%	100%
Missing	7	legitimate skip	14697	99.72%	
	Total		14,697	99.72%	

Valid	Invalid	Minimum	Maximum
41	14697	0	1

H2RI31F3 - S24RI31F PARTNR3-VIETNAMESE-W2

Type	Code
Measurement Unit	numeric
H2RI31F3	31F3. 3rd Partner: What is {INITIALS}'s Asian background? You may choose more than one answer. Vietnamese

			Frequency	% of total	% of valid
Valid	0	not marked	39	0.26%	95.12%
	1	marked	2	0.01%	4.88%
Total			41	0.28%	100%
Missing	7	legitimate skip	14697	99.72%	
	Total		14,697	99.72%	

Valid	Invalid	Minimum	Maximum
41	14697	0	1

H2RI31G3 - S24RI31G PARTNR3-OTHER-W2

Type	Code
Measurement Unit	numeric
H2RI31G3	31G3. 3rd Partner: What is {INITIALS}'s Asian background? You may choose more than one answer. other

			Frequency	% of total	% of valid
Valid	0	not marked	35	0.24%	85.37%
	1	marked	6	0.04%	14.63%
Total			41	0.28%	100%
Missing	7	legitimate skip	14697	99.72%	

		Total	14,697	99.72%	
--	--	-------	--------	--------	--

Valid	Invalid	Minimum	Maximum
41	14697	0	1

H2RI32_3 - S24Q32 PARTNR3-GENDER-W2

Type	Code
Measurement Unit	numeric
H2RI32_3	32_3. 3rd Partner: What is {INITIALS}'s sex?

			Frequency	% of total	% of valid
Valid	1	male	439	2.98%	50.58%
	2	female	429	2.91%	49.42%
	Total		868	5.89%	100%
Missing	6	refused	10	0.07%	
	7	legitimate skip	13860	94.04%	
	Total		13,870	94.11%	

Valid	Invalid	Minimum	Maximum
868	13870	1	2

H2RI33A3 - S24Q33A PARTNR3-GROUP DATE-W2

Type	Code
Measurement Unit	numeric
H2RI33A3	33A3. 3rd Partner: Go through the deck of cards and reject any cards that describe things that have NOT happened in your romantic relationship with {INITIALS}: You went out together in a group.

			Frequency	% of total	% of valid
Valid	0	card rejected	318	2.16%	2.16%
	1	card accepted	528	3.58%	3.58%
	3	did not know order in Q34	1	0.01%	0.01%
Total		14,738	100%	100%	

Valid	Invalid	Minimum	Maximum
14738	0	0	8

H2RI33B3 - S24Q33B PARTNR3-MET PARENTS-W2

Type	Code
Measurement Unit	numeric

H2RI33B3	33B3. 3rd Partner: Go through the deck of cards and reject any cards that describe things that have NOT happened in your romantic relationship with {INITIALS}: You met your partneRespondent's parents.
----------	--

			Frequency	% of total	% of valid
Valid	0	card rejected	423	2.87%	2.87%
	1	card accepted	424	2.88%	2.88%
	3	did not know order in Q34	1	0.01%	0.01%
Total			14,738	100%	100%

Valid	Invalid	Minimum	Maximum
14738	0	0	8

H2RI33C3 - S24Q33C PARTNR3-SAID WERE A COUPLE-W2

Type	Code
Measurement Unit	numeric
H2RI33C3	33C3. 3rd Partner: Go through the deck of cards and reject any cards that describe things that have NOT happened in your romantic relationship with {INITIALS}: You told other people that you were a couple.

			Frequency	% of total	% of valid
Valid	0	card rejected	357	2.42%	2.42%
	1	card accepted	488	3.31%	3.31%
	3	did not know order in Q34	1	0.01%	0.01%
Total			14,738	100%	100%

Valid	Invalid	Minimum	Maximum
14738	0	0	8

H2RI33D3 - S24Q33D PARTNR3-SAW LESS OF FRIENDS-W2

Type	Code
Measurement Unit	numeric
H2RI33D3	33D3. 3rd Partner: Go through the deck of cards and reject any cards that describe things that have NOT happened in your romantic relationship with {INITIALS}: You saw less of your other friends so you could spend more time with your partner.

			Frequency	% of total	% of valid
Valid	0	card rejected	571	3.87%	3.87%
	1	card accepted	274	1.86%	1.86%
Total			14,738	100%	100%

Valid	Invalid	Minimum	Maximum
14738	0	0	8

H2RI33E3 - S24Q33E PARTNR3-WENT OUT ALONE-W2

Type	Code
Measurement Unit	numeric
H2RI33E3	33E3. 3rd Partner: Go through the deck of cards and reject any cards that describe things that have NOT happened in your romantic relationship with {INITIALS}: You and your partner went out together alone.

			Frequency	% of total	% of valid
Valid	0	card rejected	375	2.54%	2.54%
	1	card accepted	472	3.2%	3.2%
	3	did not know order in Q34	1	0.01%	0.01%
Total			14,738	100%	100%

Valid	Invalid	Minimum	Maximum
14738	0	0	8

H2RI33F3 - S24Q33F PARTNR3-HELD HANDS-W2

Type	Code
Measurement Unit	numeric
H2RI33F3	33F3. 3rd Partner: Go through the deck of cards and reject any cards that describe things that have NOT happened in your romantic relationship with {INITIALS}: You held hands.

			Frequency	% of total	% of valid
Valid	0	card rejected	210	1.42%	1.42%
	1	card accepted	637	4.32%	4.32%
	3	did not know order in Q34	1	0.01%	0.01%
Total			14,738	100%	100%

Valid	Invalid	Minimum	Maximum
14738	0	0	8

H2RI33G3 - S24Q33G PARTNR3-EXCHANGED PRESENTS-W2

Type	Code
Measurement Unit	numeric

H2RI33G3	33G3. 3rd Partner: Go through the deck of cards and reject any cards that describe things that have NOT happened in your romantic relationship with {INITIALS}: You gave each other presents.
----------	---

			Frequency	% of total	% of valid
Valid	0	card rejected	570	3.87%	3.87%
	1	card accepted	275	1.87%	1.87%
	3	did not know order in Q34	1	0.01%	0.01%
Total			14,738	100%	100%

Valid	Invalid	Minimum	Maximum
14738	0	0	8

H2RI33H3 - S24Q33H PARTNR3-SAID LOVED EACH OTHER-W2

Type	Code
Measurement Unit	numeric
H2RI33H3	33H3. 3rd Partner: Go through the deck of cards and reject any cards that describe things that have NOT happened in your romantic relationship with {INITIALS}: You told each other that you loved each other.

			Frequency	% of total	% of valid
Valid	0	card rejected	534	3.62%	3.62%
	1	card accepted	311	2.11%	2.11%
	3	did not know order in Q34	1	0.01%	0.01%
Total			14,738	100%	100%

Valid	Invalid	Minimum	Maximum
14738	0	0	8

H2RI33I3 - S24Q33I PARTNR3-CONSIDERED A COUPLE-W2

Type	Code
Measurement Unit	numeric
H2RI33I3	33I3. 3rd Partner: Go through the deck of cards and reject any cards that describe things that have NOT happened in your romantic relationship with {INITIALS}: You thought of yourselves as a couple.

			Frequency	% of total	% of valid
Valid	0	card rejected	339	2.3%	2.3%
	1	card accepted	507	3.44%	3.44%
Total			14,738	100%	100%

Valid	Invalid	Minimum	Maximum

14738	0	0	8
-------	---	---	---

H2RI33J3 - S24Q33J PARTNR3-TALKED CONTRACEPT-W2

Type	Code
Measurement Unit	numeric
H2RI33J3	33J3. 3rd Partner: Go through the deck of cards and reject any cards that describe things that have NOT happened in your romantic relationship with {INITIALS}: You talked about contraception or sexually transmitted diseases.

			Frequency	% of total	% of valid
Valid	0	card rejected	665	4.51%	4.51%
	1	card accepted	182	1.23%	1.23%
	3	did not know order in Q34	1	0.01%	0.01%
Total			14,738	100%	100%

Valid	Invalid	Minimum	Maximum
14738	0	0	8

H2RI33K3 - S24Q33K PARTNR3-KISSED-W2

Type	Code
Measurement Unit	numeric
H2RI33K3	33K3. 3rd Partner: Go through the deck of cards and reject any cards that describe things that have NOT happened in your romantic relationship with {INITIALS}: You kissed.

			Frequency	% of total	% of valid
Valid	0	card rejected	168	1.14%	1.14%
	1	card accepted	681	4.62%	4.62%
	3	did not know order in Q34	1	0.01%	0.01%
Total			14,738	100%	100%

Valid	Invalid	Minimum	Maximum
14738	0	0	8

H2RI33L3 - S24Q33L PARTNR3-TOUCHED EACH OTHER-W2

Type	Code
Measurement Unit	numeric
H2RI33L3	33L3. 3rd Partner: Go through the deck of cards and reject any cards that describe things that have NOT happened in your romantic relationship with {INITIALS}: You touched each other under your clothing or with no clothes on.

			Frequency	% of total	% of valid
Valid	0	card rejected	449	3.05%	3.05%
	1	card accepted	398	2.7%	2.7%
	2	refused to order card in Q34	1	0.01%	0.01%
	3	did not know order in Q34	1	0.01%	0.01%
Total			14,738	100%	100%

Valid	Invalid	Minimum	Maximum
14738	0	0	8

H2RI33M3 - S24Q33M PARTNR3-HAD SEX-W2

Type	Code
Measurement Unit	numeric
H2RI33M3	33M3. 3rd Partner: Go through the deck of cards and reject any cards that describe things that have NOT happened in your romantic relationship with {INITIALS}: You had sexual intercourse.

			Frequency	% of total	% of valid
Valid	0	card rejected	593	4.02%	4.02%
	1	card accepted	252	1.71%	1.71%
	2	refused to order card in Q34	1	0.01%	0.01%
	3	did not know order in Q34	1	0.01%	0.01%
Total			14,738	100%	100%

Valid	Invalid	Minimum	Maximum
14738	0	0	8

H2RI33N3 - S24Q33N PARTNR3-TOUCHED GENITALS-W2

Type	Code
Measurement Unit	numeric
H2RI33N3	33N3. 3rd Partner: Go through the deck of cards and reject any cards that describe things that have NOT happened in your romantic relationship with {INITIALS}: You touched each otherRespondent's genitals (private parts).

			Frequency	% of total	% of valid
Valid	0	card rejected	505	3.43%	3.43%
	1	card accepted	341	2.31%	2.31%
	2	refused to order card in Q34	1	0.01%	0.01%
	3	did not know order in Q34	1	0.01%	0.01%
Total			14,738	100%	100%

Valid	Invalid	Minimum	Maximum
14738	0	0	8

H2RI3303 - S24Q33O PARTNR3-GOT PREGNANT-W2

Type	Code
Measurement Unit	numeric
H2RI3303	3303. 3rd Partner: Go through the deck of cards and reject any cards that describe things that have NOT happened in your romantic relationship with {INITIALS}: Your partner or you got pregnant.

			Frequency	% of total	% of valid
Valid	0	card rejected	818	5.55%	5.55%
	1	card accepted	28	0.19%	0.19%
Total			14,738	100%	100%

Valid	Invalid	Minimum	Maximum
14738	0	0	8

H2RI34A3 - S24Q34A PARTNR3-FIRST EVENT-W2

Type	Code
Measurement Unit	numeric
H2RI34A3	34A3. 3rd Partner: Enter the first thing that happened in your relationship with {INITIALS}.

			Frequency	% of total	% of valid
--	--	--	-----------	------------	------------

Valid	1	you went out together in a group	351	2.38%	44.1%
	2	you met your partner's parents	80	0.54%	10.05%
	3	you told other people that you were a couple	37	0.25%	4.65%
	4	you saw less of other friends so you could spend more time with your partner	9	0.06%	1.13%
	5	you and your partner went out together alone	66	0.45%	8.29%
	6	you held hands	94	0.64%	11.81%
	7	you gave each other presents	3	0.02%	0.38%
	8	you told each other you loved each other	9	0.06%	1.13%
	9	you thought of yourselves as a couple	76	0.52%	9.55%
	10	you talked about contraception or sexually transmitted diseases	4	0.03%	0.5%
	11	you kissed	59	0.4%	7.41%
	12	You touched each other under your clothing or with no clothes on	4	0.03%	0.5%
	13	you had sexual intercourse	3	0.02%	0.38%
	14	you touched each others' genitals (private parts)	1	0.01%	0.13%
	Total	796	5.4%	100%	

Valid	Invalid	Minimum	Maximum
796	13942	1	14

Type	Code
Measurement Unit	numeric
H2RI34B3	34B3. 3rd Partner: Enter the next [second] thing that happened in your relationship.

	Frequency	% of total	% of valid
--	-----------	------------	------------

Valid	1	you went out together in a group	44	0.3%	5.68%
	2	you met your partner's parents	130	0.88%	16.8%
	3	you told other people that you were a couple	113	0.77%	14.6%
	4	you saw less of other friends so you could spend more time with your partner	20	0.14%	2.58%
	5	you and your partner went out together alone	78	0.53%	10.08%
	6	you held hands	162	1.1%	20.93%
	7	you gave each other presents	14	0.09%	1.81%
	8	you told each other you loved each other	10	0.07%	1.29%
	9	you thought of yourselves as a couple	53	0.36%	6.85%
	10	you talked about contraception or sexually transmitted diseases	2	0.01%	0.26%
	11	you kissed	118	0.8%	15.25%
	12	You touched each other under your clothing or with no clothes on	17	0.12%	2.2%
	13	you had sexual intercourse	8	0.05%	1.03%
	14	you touched each others' genitals (private parts)	4	0.03%	0.52%
	15	your partner or you got pregnant	1	0.01%	0.13%
		Total	774	5.25%	100%

Valid	Invalid	Minimum	Maximum
774	13964	1	15

H2RI34C3 - S24Q34C PARTNR3-3RD EVENT-W2

Type	Code
Measurement Unit	numeric
H2RI34C3	34C3. 3rd Partner: Enter the next [third] thing that happened in your relationship.

	Frequency	% of total	% of valid
--	-----------	------------	------------

Valid	1	you went out together in a group	29	0.2%	3.93%
	2	you met your partner's parents	38	0.26%	5.15%
	3	you told other people that you were a couple	106	0.72%	14.36%
	4	you saw less of other friends so you could spend more time with your partner	38	0.26%	5.15%
	5	you and your partner went out together alone	69	0.47%	9.35%
	6	you held hands	143	0.97%	19.38%
	7	you gave each other presents	15	0.1%	2.03%
	8	you told each other you loved each other	18	0.12%	2.44%
	9	you thought of yourselves as a couple	66	0.45%	8.94%
	10	you talked about contraception or sexually transmitted diseases	6	0.04%	0.81%
	11	you kissed	140	0.95%	18.97%
	12	You touched each other under your clothing or with no clothes on	33	0.22%	4.47%
	13	you had sexual intercourse	16	0.11%	2.17%
	14	you touched each others' genitals (private parts)	19	0.13%	2.57%
	15	your partner or you got pregnant	2	0.01%	0.27%
	Total	738	5.01%	100%	

Valid	Invalid	Minimum	Maximum
738	14000	1	15

H2RI34D3 - S24Q34D PARTNR3-4TH EVENT-W2

Type	Code
Measurement Unit	numeric
H2RI34D3	34D3. 3rd Partner: Enter the next [fourth] thing that happened in your relationship.

	Frequency	% of total	% of valid
--	-----------	------------	------------

Valid	1	you went out together in a group	22	0.15%	3.25%
	2	you met your partner's parents	32	0.22%	4.73%
	3	you told other people that you were a couple	53	0.36%	7.84%
	4	you saw less of other friends so you could spend more time with your partner	69	0.47%	10.21%
	5	you and your partner went out together alone	75	0.51%	11.09%
	6	you held hands	90	0.61%	13.31%
	7	you gave each other presents	22	0.15%	3.25%
	8	you told each other you loved each other	25	0.17%	3.7%
	9	you thought of yourselves as a couple	80	0.54%	11.83%
	10	you talked about contraception or sexually transmitted diseases	12	0.08%	1.78%
	11	you kissed	115	0.78%	17.01%
	12	You touched each other under your clothing or with no clothes on	37	0.25%	5.47%
	13	you had sexual intercourse	13	0.09%	1.92%
	14	you touched each others' genitals (private parts)	31	0.21%	4.59%
	Total	676	4.59%	100%	

Valid	Invalid	Minimum	Maximum
676	14062	1	14

H2RI34E3 - S24Q34E PARTNR3-5TH EVENT-W2

Type	Code
Measurement Unit	numeric
H2RI34E3	34E3. 3rd Partner: Enter the next [fifth] thing that happened in your relationship.

	Frequency	% of total	% of valid
--	-----------	------------	------------

Valid	1	you went out together in a group	31	0.21%	5.13%
	2	you met your partner's parents	29	0.2%	4.8%
	3	you told other people that you were a couple	50	0.34%	8.28%
	4	you saw less of other friends so you could spend more time with your partner	35	0.24%	5.79%
	5	you and your partner went out together alone	78	0.53%	12.91%
	6	you held hands	65	0.44%	10.76%
	7	you gave each other presents	27	0.18%	4.47%
	8	you told each other you loved each other	33	0.22%	5.46%
	9	you thought of yourselves as a couple	69	0.47%	11.42%
	10	you talked about contraception or sexually transmitted diseases	16	0.11%	2.65%
	11	you kissed	79	0.54%	13.08%
	12	You touched each other under your clothing or with no clothes on	37	0.25%	6.13%
	13	you had sexual intercourse	23	0.16%	3.81%
	14	you touched each others' genitals (private parts)	31	0.21%	5.13%
	15	your partner or you got pregnant	1	0.01%	0.17%
	Total	604	4.1%	100%	

Valid	Invalid	Minimum	Maximum
604	14134	1	15

H2RI34F3 - S24Q34F PARTNR3-6TH EVENT-W2

Type	Code
Measurement Unit	numeric
H2RI34F3	34F3. 3rd Partner: Enter the next [sixth] thing that happened in your relationship.

	Frequency	% of total	% of valid
--	-----------	------------	------------

Valid	1	you went out together in a group	17	0.12%	3.3%
	2	you met your partner's parents	35	0.24%	6.8%
	3	you told other people that you were a couple	52	0.35%	10.1%
	4	you saw less of other friends so you could spend more time with your partner	21	0.14%	4.08%
	5	you and your partner went out together alone	40	0.27%	7.77%
	6	you held hands	64	0.43%	12.43%
	7	you gave each other presents	34	0.23%	6.6%
	8	you told each other you loved each other	42	0.28%	8.16%
	9	you thought of yourselves as a couple	60	0.41%	11.65%
	10	you talked about contraception or sexually transmitted diseases	14	0.09%	2.72%
	11	you kissed	46	0.31%	8.93%
	12	You touched each other under your clothing or with no clothes on	42	0.28%	8.16%
	13	you had sexual intercourse	15	0.1%	2.91%
	14	you touched each others' genitals (private parts)	33	0.22%	6.41%
	Total	515	3.49%	100%	

Valid	Invalid	Minimum	Maximum
515	14223	1	14

H2RI34G3 - S24Q34G PARTNR3-7TH EVENT-W2

Type	Code
Measurement Unit	numeric
H2RI34G3	34G3. 3rd Partner: Enter the next [seventh] thing that happened in your relationship.

	Frequency	% of total	% of valid
--	-----------	------------	------------

Valid	1	you went out together in a group	13	0.09%	2.95%
	2	you met your partner's parents	26	0.18%	5.91%
	3	you told other people that you were a couple	39	0.26%	8.86%
	4	you saw less of other friends so you could spend more time with your partner	28	0.19%	6.36%
	5	you and your partner went out together alone	35	0.24%	7.95%
	6	you held hands	12	0.08%	2.73%
	7	you gave each other presents	65	0.44%	14.77%
	8	you told each other you loved each other	38	0.26%	8.64%
	9	you thought of yourselves as a couple	32	0.22%	7.27%
	10	you talked about contraception or sexually transmitted diseases	14	0.09%	3.18%
	11	you kissed	44	0.3%	10%
	12	You touched each other under your clothing or with no clothes on	42	0.28%	9.55%
	13	you had sexual intercourse	17	0.12%	3.86%
	14	you touched each others' genitals (private parts)	33	0.22%	7.5%
	15	your partner or you got pregnant	2	0.01%	0.45%
	Total	440	2.99%	100%	

Valid	Invalid	Minimum	Maximum
440	14298	1	15

 H2RI34H3 - S24Q34H PARTNR3-8TH EVENT-W2

Type	Code
Measurement Unit	numeric
H2RI34H3	34H3. 3rd Partner: Enter the next [eighth] thing that happened in your relationship.

	Frequency	% of total	% of valid
--	-----------	------------	------------

Valid	1	you went out together in a group	8	0.05%	2.27%
	2	you met your partner's parents	18	0.12%	5.11%
	3	you told other people that you were a couple	17	0.12%	4.83%
	4	you saw less of other friends so you could spend more time with your partner	22	0.15%	6.25%
	5	you and your partner went out together alone	17	0.12%	4.83%
	6	you held hands	3	0.02%	0.85%
	7	you gave each other presents	32	0.22%	9.09%
	8	you told each other you loved each other	57	0.39%	16.19%
	9	you thought of yourselves as a couple	22	0.15%	6.25%
	10	you talked about contraception or sexually transmitted diseases	22	0.15%	6.25%
	11	you kissed	25	0.17%	7.1%
	12	You touched each other under your clothing or with no clothes on	46	0.31%	13.07%
	13	you had sexual intercourse	27	0.18%	7.67%
	14	you touched each others' genitals (private parts)	34	0.23%	9.66%
	15	your partner or you got pregnant	2	0.01%	0.57%
	Total	352	2.39%	100%	

Valid	Invalid	Minimum	Maximum
352	14386	1	15

H2RI34I3 - S24Q34I PARTNR3-9TH EVENT-W2

Type	Code
Measurement Unit	numeric
H2RI34I3	34I3. 3rd Partner: Enter the next [ninth] thing that happened in your relationship.

	Frequency	% of total	% of valid
--	-----------	------------	------------

Valid	1	you went out together in a group	2	0.01%	0.7%
	2	you met your partner's parents	15	0.1%	5.24%
	3	you told other people that you were a couple	12	0.08%	4.2%
	4	you saw less of other friends so you could spend more time with your partner	18	0.12%	6.29%
	5	you and your partner went out together alone	2	0.01%	0.7%
	6	you held hands	1	0.01%	0.35%
	7	you gave each other presents	20	0.14%	6.99%
	8	you told each other you loved each other	30	0.2%	10.49%
	9	you thought of yourselves as a couple	41	0.28%	14.34%
	10	you talked about contraception or sexually transmitted diseases	19	0.13%	6.64%
	11	you kissed	20	0.14%	6.99%
	12	You touched each other under your clothing or with no clothes on	46	0.31%	16.08%
	13	you had sexual intercourse	24	0.16%	8.39%
	14	you touched each others' genitals (private parts)	35	0.24%	12.24%
	15	your partner or you got pregnant	1	0.01%	0.35%
	Total		286	1.94%	100%

Valid	Invalid	Minimum	Maximum
286	14452	1	15

H2RI34J3 - S24Q34J PARTNR3-10TH EVENT-W2

Type	Code
Measurement Unit	numeric
H2RI34J3	34J3. 3rd Partner: Enter the next [tenth] thing that happened in your relationship.

	Frequency	% of total	% of valid
--	-----------	------------	------------

Valid	1	you went out together in a group	6	0.04%	2.83%
	2	you met your partner's parents	7	0.05%	3.3%
	3	you told other people that you were a couple	3	0.02%	1.42%
	4	you saw less of other friends so you could spend more time with your partner	3	0.02%	1.42%
	5	you and your partner went out together alone	6	0.04%	2.83%
	7	you gave each other presents	16	0.11%	7.55%
	8	you told each other you loved each other	21	0.14%	9.91%
	9	you thought of yourselves as a couple	4	0.03%	1.89%
	10	you talked about contraception or sexually transmitted diseases	38	0.26%	17.92%
	11	you kissed	9	0.06%	4.25%
	12	You touched each other under your clothing or with no clothes on	34	0.23%	16.04%
	13	you had sexual intercourse	25	0.17%	11.79%
	14	you touched each others' genitals (private parts)	38	0.26%	17.92%
	15	your partner or you got pregnant	2	0.01%	0.94%
		Total	212	1.44%	100%

Valid	Invalid	Minimum	Maximum
212	14526	1	15

H2RI34K3 - S24Q34K PARTNR3-11TH EVENT-W2

Type	Code
Measurement Unit	numeric
H2RI34K3	34K3. 3rd Partner: Enter the next [eleventh] thing that happened in your relationship.

	Frequency	% of total	% of valid
--	-----------	------------	------------

Valid	2	you met your partner's parents	7	0.05%	4.67%
	3	you told other people that you were a couple	1	0.01%	0.67%
	4	you saw less of other friends so you could spend more time with your partner	5	0.03%	3.33%
	5	you and your partner went out together alone	5	0.03%	3.33%
	6	you held hands	1	0.01%	0.67%
	7	you gave each other presents	12	0.08%	8%
	8	you told each other you loved each other	11	0.07%	7.33%
	9	you thought of yourselves as a couple	1	0.01%	0.67%
	10	you talked about contraception or sexually transmitted diseases	14	0.09%	9.33%
	11	you kissed	24	0.16%	16%
	12	You touched each other under your clothing or with no clothes on	26	0.18%	17.33%
	13	you had sexual intercourse	16	0.11%	10.67%
	14	you touched each others' genitals (private parts)	24	0.16%	16%
	15	your partner or you got pregnant	3	0.02%	2%
		Total	150	1.02%	100%

Valid	Invalid	Minimum	Maximum
150	14588	2	15

Type	Code
Measurement Unit	numeric
H2RI34L3	34L3. 3rd Partner: Enter the next [twelfth] thing that happened in your relationship.

	Frequency	% of total	% of valid
--	-----------	------------	------------

Valid	1	you went out together in a group	2	0.01%	1.79%
	2	you met your partner's parents	2	0.01%	1.79%
	3	you told other people that you were a couple	3	0.02%	2.68%
	4	you saw less of other friends so you could spend more time with your partner	5	0.03%	4.46%
	5	you and your partner went out together alone	1	0.01%	0.89%
	6	you held hands	1	0.01%	0.89%
	7	you gave each other presents	8	0.05%	7.14%
	8	you told each other you loved each other	4	0.03%	3.57%
	9	you thought of yourselves as a couple	1	0.01%	0.89%
	10	you talked about contraception or sexually transmitted diseases	10	0.07%	8.93%
	11	you kissed	1	0.01%	0.89%
	12	You touched each other under your clothing or with no clothes on	33	0.22%	29.46%
	13	you had sexual intercourse	17	0.12%	15.18%
	14	you touched each others' genitals (private parts)	24	0.16%	21.43%
	Total	112	0.76%	100%	

Valid	Invalid	Minimum	Maximum
112	14626	1	14

H2RI34M3 - S24Q34M PARTNR3-13TH EVENT-W2	
Type	Code
Measurement Unit	numeric
H2RI34M3	34M3. 3rd Partner: Enter the next [thirteenth] thing that happened in your relationship.

	Frequency	% of total	% of valid
--	-----------	------------	------------

Valid	2	you met your partner's parents	3	0.02%	3.66%
	3	you told other people that you were a couple	1	0.01%	1.22%
	4	you saw less of other friends so you could spend more time with your partner	1	0.01%	1.22%
	6	you held hands	1	0.01%	1.22%
	7	you gave each other presents	5	0.03%	6.1%
	8	you told each other you loved each other	9	0.06%	10.98%
	9	you thought of yourselves as a couple	1	0.01%	1.22%
	10	you talked about contraception or sexually transmitted diseases	7	0.05%	8.54%
	12	You touched each other under your clothing or with no clothes on	1	0.01%	1.22%
	13	you had sexual intercourse	35	0.24%	42.68%
	14	you touched each others' genitals (private parts)	18	0.12%	21.95%
	Total	82	0.56%	100%	

Valid	Invalid	Minimum	Maximum
82	14656	2	14

 H2RI34N3 - S24Q34N PARTNR3-14TH EVENT-W2

Type	Code
Measurement Unit	numeric
H2RI34N3	34N3. 3rd Partner: Enter the next [fourteenth] thing that happened in your relationship.

	Frequency	% of total	% of valid
--	-----------	------------	------------

Valid	1	you went out together in a group	2	0.01%	4.55%
	2	you met your partner's parents	2	0.01%	4.55%
	3	you told other people that you were a couple	1	0.01%	2.27%
	7	you gave each other presents	2	0.01%	4.55%
	8	you told each other you loved each other	3	0.02%	6.82%
	9	you thought of yourselves as a couple	1	0.01%	2.27%
	10	you talked about contraception or sexually transmitted diseases	4	0.03%	9.09%
	13	you had sexual intercourse	13	0.09%	29.55%
	14	you touched each others' genitals (private parts)	15	0.1%	34.09%
	15	your partner or you got pregnant	1	0.01%	2.27%
		Total	44	0.3%	100%

Valid	Invalid	Minimum	Maximum
44	14694	1	15

H2RI34O3 - S24Q34O PARTNR3-15TH EVENT-W2

Type	Code
Measurement Unit	numeric
H2RI34O3	34O3. 3rd Partner: Enter the next [fifteenth] thing that happened in your relationship.

			Frequency	% of total	% of valid
Valid	1	you went out together in a group	1	0.01%	5.88%
	8	you told each other you loved each other	1	0.01%	5.88%
	11	you kissed	1	0.01%	5.88%
	14	you touched each others' genitals (private parts)	1	0.01%	5.88%
	15	your partner or you got pregnant	13	0.09%	76.47%
		Total	17	0.12%	100%

Valid	Invalid	Minimum	Maximum
17	14721	1	15

 H2RI35_3 - S24Q35 PARTNR3-HAD INTERCOURSE-W2

Type	Code
Measurement Unit	numeric
H2RI35_3	35_3. 3rd Partner: Have you had sexual intercourse with {INITIALS}?

			Frequency	% of total	% of valid
Valid	0	no	243	1.65%	88.69%
	1	yes	31	0.21%	11.31%
Total			274	1.86%	100%
Missing	6	refused	9	0.06%	
	7	legitimate skip	14454	98.07%	
	8	don't know	1	0.01%	
Total			14,464	98.14%	

Valid	Invalid	Minimum	Maximum
274	14464	0	1

 H2RI36_3 - S24Q36 PARTNR3-VERIFY INTERCOURSE-W2

Type	Code
Measurement Unit	numeric
H2RI36_3	36_3. 3rd Partner: [If Respondent is male:] When you had sexual intercourse with {INITIALS} did you insert your penis into her vagina? [If Respondent is female:] When you had sexual intercourse with {INITIALS} did he insert his penis into your vagina?

			Frequency	% of total	% of valid
Valid	0	no	9	0.06%	3.23%
	1	yes	270	1.83%	96.77%
Total			279	1.89%	100%
Missing	6	refused	1	0.01%	
	7	legitimate skip	14458	98.1%	
Total			14,459	98.11%	

Valid	Invalid	Minimum	Maximum
279	14459	0	1

 H2RI37M3 - S24Q37M PARTNR3-FIRST TIME SEX-MO-W2

Type	Code
Measurement Unit	numeric

H2RI37M3	37M3. 3rd Partner: In what month [and year] did you first have sexual intercourse with {INITIALS}?
----------	--

			Frequency	% of total	% of valid
Valid	1	January	27	0.18%	12.62%
	2	February	18	0.12%	8.41%
	3	March	25	0.17%	11.68%
	4	April	29	0.2%	13.55%
	5	May	33	0.22%	15.42%
	6	June	20	0.14%	9.35%
	7	July	15	0.1%	7.01%
	8	August	12	0.08%	5.61%
	9	September	7	0.05%	3.27%
	10	October	8	0.05%	3.74%
	11	November	7	0.05%	3.27%
	12	December	13	0.09%	6.07%
		Total	214	1.45%	100%
Missing	96	refused	5	0.03%	
	97	legitimate skip	14468	98.17%	
	98	don't know	51	0.35%	
		Total	14,524	98.55%	

Valid	Invalid	Minimum	Maximum
214	14524	1	12

H2RI37Y3 - S24Q37Y PARTNR3-FIRST TIME SEX-YR-W2

Type	Code
Measurement Unit	numeric
H2RI37Y3	37Y3. 3rd Partner: In what [month and] year did you first have sexual intercourse with {INITIALS}?

			Frequency	% of total	% of valid
Valid	89	1989	1	0.01%	0.43%
	90	1990	1	0.01%	0.43%
	93	1993	4	0.03%	1.74%
	94	1994	15	0.1%	6.52%
	95	1995	74	0.5%	32.17%
	96	1996	135	0.92%	58.7%
		Total	230	1.56%	100%
Missing	996	refused	4	0.03%	
	997	legitimate skip	14468	98.17%	
	998	don't know	36	0.24%	

	Total	14,508	98.44%	
--	-------	--------	--------	--

Valid	Invalid	Minimum	Maximum
230	14508	89	96

Type	Code
Measurement Unit	numeric
H2RI38M3	38M3. 3rd Partner: In what month [and year] did you have sexual intercourse with {INITIALS} most recently?

			Frequency	% of total	% of valid
Valid	1	January	12	0.08%	5.56%
	2	February	11	0.07%	5.09%
	3	March	16	0.11%	7.41%
	4	April	43	0.29%	19.91%
	5	May	49	0.33%	22.69%
	6	June	34	0.23%	15.74%
	7	July	16	0.11%	7.41%
	8	August	7	0.05%	3.24%
	9	September	5	0.03%	2.31%
	10	October	7	0.05%	3.24%
	11	November	9	0.06%	4.17%
	12	December	7	0.05%	3.24%
	Total	216	1.47%	100%	
Missing	96	refused	5	0.03%	
	97	legitimate skip	14468	98.17%	
	98	don't know	49	0.33%	
	Total	14,522	98.53%		

Valid	Invalid	Minimum	Maximum
216	14522	1	12

Type	Code
Measurement Unit	numeric
H2RI38Y3	38Y3. 3rd Partner: In what [month and] year did you have sexual intercourse with {INITIALS} most recently?

			Frequency	% of total	% of valid
--	--	--	-----------	------------	------------

Valid	89	1989	1	0.01%	0.44%
	94	1994	6	0.04%	2.62%
	95	1995	53	0.36%	23.14%
	96	1996	169	1.15%	73.8%
		Total	229	1.55%	100%
Missing	996	refused	4	0.03%	
	997	legitimate skip	14468	98.17%	
	998	don't know	37	0.25%	
		Total	14,509	98.45%	

Valid	Invalid	Minimum	Maximum
229	14509	89	96

H2RI39_3 - S24Q39 PARTNR3-SEX MORE THEN ONCE-W2

Type	Code
Measurement Unit	numeric
H2RI39_3	39_3. 3rd Partner: Did you and {INITIALS} have intercourse once, or more than once?

			Frequency	% of total	% of valid
Valid	1	once	51	0.35%	38.93%
	2	more than once	80	0.54%	61.07%
		Total	131	0.89%	100%
Missing	6	refused	1	0.01%	
	7	legitimate skip	14605	99.1%	
	8	don't know	1	0.01%	
		Total	14,607	99.11%	

Valid	Invalid	Minimum	Maximum
131	14607	1	2

H2RI40_3 - S24Q40 PARTNR3-USE BIRTHCONTROL-W2

Type	Code
Measurement Unit	numeric
H2RI40_3	40_3. 3rd Partner: Did you or {INITIALS} use any method of birth control?

			Frequency	% of total	% of valid
Valid	0	no	22	0.15%	44%
	1	yes	28	0.19%	56%
		Total	50	0.34%	100%

Missing	7	legitimate skip	14687	99.65%	
	8	don't know	1	0.01%	
		Total	14,688	99.66%	

Valid	Invalid	Minimum	Maximum
50	14688	0	1

Type	Code
Measurement Unit	numeric
H2RI41A3	41A3. 3rd Partner: What method of birth control did you or your partner use? If more than one method was used, you should choose more than one answer.

			Frequency	% of total	% of valid
Valid	1	condoms (rubbers)	18	0.12%	94.74%
	4	birth control pills	1	0.01%	5.26%
		Total	19	0.13%	100%
Missing	.	missing	9	0.06%	
	97	legitimate skip	14710	99.81%	
		Total	14,719	99.87%	

Valid	Invalid	Minimum	Maximum
19	14719	1	4

Type	Code
Measurement Unit	numeric
H2RI41B3	41B3. 3rd Partner: What other method of birth control did you or your partner use?

			Frequency	% of total	% of valid
Valid	2	withdrawal	3	0.02%	15.79%
	3	rhythm (safe time)	1	0.01%	5.26%
	4	birth control pills	2	0.01%	10.53%
	11	Depo Provera	1	0.01%	5.26%
	14	no other method	12	0.08%	63.16%
		Total	19	0.13%	100%
Missing	.	missing	9	0.06%	
	97	legitimate skip	14710	99.81%	

		Total	14,719	99.87%	
--	--	-------	--------	--------	--

Valid	Invalid	Minimum	Maximum
19	14719	2	14

Type	Code
Measurement Unit	numeric
H2RI41C3	41C3. 3rd Partner: What other method of birth control did you or your partner use?

			Frequency	% of total	% of valid
Valid	4	birth control pills	1	0.01%	14.29%
	14	no other method	6	0.04%	85.71%
		Total	7	0.05%	100%
Missing	.	missing	9	0.06%	
	97	legitimate skip	14722	99.89%	
		Total	14,731	99.95%	

Valid	Invalid	Minimum	Maximum
7	14731	4	14

Type	Code
Measurement Unit	numeric
H2RI42_3	42_3. 3rd Partner: Was a condom used when you had sexual intercourse with {INITIALS}?

			Frequency	% of total	% of valid
Valid	0	no	20	0.14%	62.5%
	1	yes	12	0.08%	37.5%
		Total	32	0.22%	100%
Missing	7	legitimate skip	14705	99.78%	
	8	don't know	1	0.01%	
		Total	14,706	99.78%	

Valid	Invalid	Minimum	Maximum
32	14706	0	1

###

Type	Code
Measurement Unit	numeric
H2RI43_3	43_3. 3rd Partner: During that month when you and {INITIALS} had sexual intercourse, did either of you ever use any method of birth control?

			Frequency	% of total	% of valid
Valid	0	no	18	0.12%	22.78%
	1	yes	61	0.41%	77.22%
	Total		79	0.54%	100%
Missing	6	refused	2	0.01%	
	7	legitimate skip	14656	99.44%	
	8	don't know	1	0.01%	
Total		14,659	99.46%		

Valid	Invalid	Minimum	Maximum
79	14659	0	1

H2RI44_3 - S24Q44 PARTNR3-BIRTHCONTROL ALWAYS-W2

Type	Code
Measurement Unit	numeric
H2RI44_3	44_3. 3rd Partner: Did one or the other of you use some method of birth control every time you and {INITIALS} had sexual intercourse?

			Frequency	% of total	% of valid
Valid	0	no	9	0.06%	14.75%
	1	yes	52	0.35%	85.25%
	Total		61	0.41%	100%
Missing	7	legitimate skip	14677	99.59%	
	Total		14,677	99.59%	

Valid	Invalid	Minimum	Maximum
61	14677	0	1

H2RI45A3 - S24Q45A PARTNR3-METHOD 1-W2

Type	Code
Measurement Unit	numeric
H2RI45A3	45A3. 3rd Partner: What method of birth control did you or your partner use? If more than one method was used, you should choose more than one answer.

			Frequency	% of total	% of valid
--	--	--	-----------	------------	------------

Valid	1	condoms (rubbers)	49	0.33%	87.5%
	2	withdrawal	2	0.01%	3.57%
	3	rhythm (safe time)	1	0.01%	1.79%
	4	birth control pills	1	0.01%	1.79%
	5	vaginal sponge	1	0.01%	1.79%
	6	foam, jelly, creme, suppositories	1	0.01%	1.79%
	12	contraceptive film	1	0.01%	1.79%
		Total	56	0.38%	100%
Missing	.	missing	5	0.03%	
	97	legitimate skip	14677	99.59%	
		Total	14,682	99.62%	

Valid	Invalid	Minimum	Maximum
56	14682	1	12

H2RI45B3 - S24Q45B PARTNR3-METHOD 2-W2

Type	Code
Measurement Unit	numeric
H2RI45B3	45B3. 3rd Partner: What other method of birth control did you or your partner use?

			Frequency	% of total	% of valid
Valid	1	condoms (rubbers)	1	0.01%	1.82%
	2	withdrawal	17	0.12%	30.91%
	3	rhythm (safe time)	2	0.01%	3.64%
	4	birth control pills	4	0.03%	7.27%
	11	Depo Provera	1	0.01%	1.82%
	13	some other method	1	0.01%	1.82%
	14	no other method	29	0.2%	52.73%
		Total	55	0.37%	100%
Missing	.	missing	5	0.03%	
	96	refused	1	0.01%	
	97	legitimate skip	14677	99.59%	
		Total	14,683	99.63%	

Valid	Invalid	Minimum	Maximum
55	14683	1	14

H2RI45C3 - S24Q45C PARTNR3-METHOD 3-W2

Type	Code
------	------

Measurement Unit	numeric
H2RI45C3	45C3. 3rd Partner: What other method of birth control did you or your partner use?

			Frequency	% of total	% of valid
Valid	1	condoms (rubbers)	2	0.01%	7.69%
	2	withdrawal	1	0.01%	3.85%
	3	rhythm (safe time)	1	0.01%	3.85%
	4	birth control pills	3	0.02%	11.54%
	6	foam, jelly, creme, suppositories	1	0.01%	3.85%
	9	Norplant	1	0.01%	3.85%
	13	some other method	1	0.01%	3.85%
	14	no other method	16	0.11%	61.54%
Total			26	0.18%	100%
Missing	.	missing	5	0.03%	
	97	legitimate skip	14707	99.79%	
Total			14,712	99.82%	

Valid	Invalid	Minimum	Maximum
26	14712	1	14

H2RI46_3 - S24Q46 PARTNR3-EVER USE CONDOM-W2

Type	Code
Measurement Unit	numeric
H2RI46_3	46_3. 3rd Partner: Was a condom ever used when you had sexual intercourse with {INITIALS}?

			Frequency	% of total	% of valid
Valid	0	no	16	0.11%	59.26%
	1	yes	11	0.07%	40.74%
	Total		27	0.18%	100%
Missing	6	refused	1	0.01%	
	7	legitimate skip	14708	99.8%	
	8	don't know	2	0.01%	
Total			14,711	99.82%	

Valid	Invalid	Minimum	Maximum
27	14711	0	1

H2RI47_3 - S24Q47 PARTNR3-USE >1 METHOD-W2

Type	Code
------	------

Measurement Unit	numeric
H2RI47_3	47_3. 3rd Partner: Did you and {INITIALS} use more than one birth control method at the same time, or did you use these methods at different times?

			Frequency	% of total	% of valid
Valid	1	you used more than one method at the same time	15	0.1%	51.72%
	2	you used only one method at a time, but the method chosen was different from time to time	9	0.06%	31.03%
	3	sometimes you used only one method, and sometimes you used more than one	5	0.03%	17.24%
Total			29	0.2%	100%
Missing	6	refused	1	0.01%	
	7	legitimate skip	14708	99.8%	
Total			14,709	99.8%	

Valid	Invalid	Minimum	Maximum
29	14709	1	3

H2RI48_3 - S24Q48 PARTNR3-USE BIRTHCONTROL-W2

Type	Code
Measurement Unit	numeric
H2RI48_3	48_3. 3rd Partner: Between {FIRST DATE} and {LAST DATE}, when you and {INITIALS} had sexual intercourse, did one or the other of you ever use any method of birth control?

			Frequency	% of total	% of valid
Valid	0	no	36	0.24%	26.28%
	1	yes	101	0.69%	73.72%
Total			137	0.93%	100%
Missing	7	legitimate skip	14601	99.07%	
	Total		14,601	99.07%	

Valid	Invalid	Minimum	Maximum
137	14601	0	1

H2RI49_3 - S24Q49 PARTNR3-ALWAYS BIRTHCONTROL-W2

Type	Code
Measurement Unit	numeric

H2RI49_3	49_3. 3rd Partner: Throughout these months, did one or the other of you use some method of birth control every time you and {INITIALS} had sexual intercourse?
----------	--

			Frequency	% of total	% of valid
Valid	0	no	21	0.14%	20.79%
	1	yes	80	0.54%	79.21%
Total			101	0.69%	100%
Missing	7	legitimate skip	14637	99.31%	
	Total		14,637	99.31%	

Valid	Invalid	Minimum	Maximum
101	14637	0	1

H2RI50A3 - S24Q50A PARTNR3-METHOD 1-W2

Type	Code
Measurement Unit	numeric
H2RI50A3	50A3. 3rd Partner: What method of birth control did you or your partner use?

			Frequency	% of total	% of valid
Valid	1	condoms (rubbers)	77	0.52%	90.59%
	2	withdrawal	3	0.02%	3.53%
	4	birth control pills	3	0.02%	3.53%
	5	vaginal sponge	1	0.01%	1.18%
	12	contraceptive film	1	0.01%	1.18%
Total			85	0.58%	100%
Missing	.	missing	16	0.11%	
	97	legitimate skip	14637	99.31%	
Total			14,653	99.42%	

Valid	Invalid	Minimum	Maximum
85	14653	1	12

H2RI50B3 - S24Q50B PARTNR3-METHOD 2-W2

Type	Code
Measurement Unit	numeric
H2RI50B3	50B3. 3rd Partner: What other method of birth control did you or your partner use?

			Frequency	% of total	% of valid
--	--	--	-----------	------------	------------

Valid	1	condoms (rubbers)	3	0.02%	3.53%
	2	withdrawal	20	0.14%	23.53%
	3	rhythm (safe time)	4	0.03%	4.71%
	4	birth control pills	14	0.09%	16.47%
	6	foam, jelly, creme, suppositories	1	0.01%	1.18%
	9	Norplant	2	0.01%	2.35%
	13	some other method	2	0.01%	2.35%
	14	no other method	39	0.26%	45.88%
		Total	85	0.58%	100%
Missing	.	missing	16	0.11%	
	97	legitimate skip	14637	99.31%	
		Total	14,653	99.42%	

Valid	Invalid	Minimum	Maximum
85	14653	1	14

Type	Code
Measurement Unit	numeric
H2RI50C3	50C3. 3rd Partner: What other method of birth control did you or your partner use?

			Frequency	% of total	% of valid
Valid	2	withdrawal	3	0.02%	6.52%
	3	rhythm (safe time)	3	0.02%	6.52%
	4	birth control pills	6	0.04%	13.04%
	6	foam, jelly, creme, suppositories	3	0.02%	6.52%
	11	Depo Provera	1	0.01%	2.17%
	14	no other method	30	0.2%	65.22%
		Total	46	0.31%	100%
Missing	.	missing	16	0.11%	
	97	legitimate skip	14676	99.58%	
		Total	14,692	99.69%	

Valid	Invalid	Minimum	Maximum
46	14692	2	14

Type	Code
Measurement Unit	numeric

H2RI51_3	51_3. 3rd Partner: Was a condom ever used when you had sexual intercourse with {INITIALS}?
----------	--

			Frequency	% of total	% of valid
Valid	0	no	32	0.22%	56.14%
	1	yes	25	0.17%	43.86%
Total			57	0.39%	100%
Missing	7	legitimate skip	14681	99.61%	
	Total		14,681	99.61%	

Valid	Invalid	Minimum	Maximum
57	14681	0	1

H2RI52_3 - S24Q52 PARTNR3-USE >1 METHOD-W2

Type	Code
Measurement Unit	numeric
H2RI52_3	52_3. 3rd Partner: Did you and {INITIALS} use more than one method of birth control at the same time, or did you use these methods at different times?

			Frequency	% of total	% of valid
Valid	1	you used more than one method at the same time	27	0.18%	43.55%
	2	you used only one method at a time, but the method chosen was different from time to time	22	0.15%	35.48%
	3	sometimes you used only one method, and sometimes you used more than one	13	0.09%	20.97%
Total			62	0.42%	100%
Missing	7	legitimate skip	14675	99.57%	
	8	don't know	1	0.01%	
Total			14,676	99.58%	

Valid	Invalid	Minimum	Maximum
62	14676	1	3

H2RI53_3 - S24Q53 PARTNR3-NO. TIMES HAD SEX-W2

Type	Numeric (Double)
H2RI53_3	53_3. 3rd Partner: About how many times have you and {INITIALS} had sexual intercourse since {FIRST INTERCOURSE DATE}?

			Frequency	% of total	% of valid
Missing	.	missing	1	0.01%	
	996	refused	3	0.02%	
	997	legitimate skip	14519	98.51%	
	998	don't know	14	0.09%	
		Total	14,537	98.64%	

Valid	Invalid	Minimum	Maximum	Mean	StdDev
201	14537	1	900	24.069651...	72.580473...

H2RI54_3 - S24Q54 PARTNR3-EVER HAD ANAL IC-W2

Type	Code
Measurement Unit	numeric
H2RI54_3	54_3. 3rd Partner: If Respondent is male: Have you ever had anal intercourse with {INITIALS}? That is, have you ever inserted your penis into her anus? If Respondent is female: Have you ever had anal intercourse with {INITIALS}? That is, has he ever inserted his penis into your anus?

			Frequency	% of total	% of valid
Valid	0	no	52	0.35%	77.61%
	1	yes	15	0.1%	22.39%
	Total		67	0.45%	100%
Missing	7	legitimate skip	14670	99.54%	
	8	don't know	1	0.01%	
	Total		14,671	99.55%	

Valid	Invalid	Minimum	Maximum
67	14671	0	1

H2RI55M3 - S24Q55 PARTNR3-MONTH FIRST ANAL IC-W2

Type	Code
Measurement Unit	numeric
H2RI55M3	55M3. 3rd Partner: In what month [and year] did you first have anal intercourse with {INITIALS}?

			Frequency	% of total	% of valid
--	--	--	-----------	------------	------------

Valid	2	February	3	0.02%	25%
	4	April	3	0.02%	25%
	5	May	2	0.01%	16.67%
	6	June	2	0.01%	16.67%
	9	September	1	0.01%	8.33%
	11	November	1	0.01%	8.33%
		Total	12	0.08%	100%
Missing	97	legitimate skip	14723	99.9%	
	98	don't know	3	0.02%	
		Total	14,726	99.92%	

Valid	Invalid	Minimum	Maximum
12	14726	2	11

Type	Code
Measurement Unit	numeric
H2RI55Y3	55Y3. 3rd Partner: In what [month and] year did you first have anal intercourse with {INITIALS}?

			Frequency	% of total	% of valid
Valid	94	1994	1	0.01%	7.14%
	95	1995	2	0.01%	14.29%
	96	1996	11	0.07%	78.57%
		Total	14	0.09%	100%
Missing	997	legitimate skip	14723	99.9%	
	998	don't know	1	0.01%	
		Total	14,724	99.91%	

Valid	Invalid	Minimum	Maximum
14	14724	94	96

Type	Code
Measurement Unit	numeric
H2RI56_3	56_3. 3rd Partner: If Respondent is male: Did you wear a condom the first time you had anal intercourse with her? If Respondent is female: Did he wear a condom the first time you had anal intercourse?

			Frequency	% of total	% of valid
--	--	--	-----------	------------	------------

Valid	0	no	14	0.09%	93.33%
	1	yes	1	0.01%	6.67%
		Total	15	0.1%	100%
Missing	7	legitimate skip	14723	99.9%	
		Total	14,723	99.9%	

Valid	Invalid	Minimum	Maximum
15	14723	0	1

H2RI57M3 - S24Q57 PARTNR3-MONTH MOST RECENT ANAL-W2

Type	Code
Measurement Unit	numeric
H2RI57M3	57M3. 3rd Partner: In what month [and year] did you have anal intercourse with {INITIALS} most recently?

			Frequency	% of total	% of valid
Valid	2	February	3	0.02%	25%
	4	April	1	0.01%	8.33%
	5	May	3	0.02%	25%
	6	June	2	0.01%	16.67%
	7	July	1	0.01%	8.33%
	9	September	1	0.01%	8.33%
	11	November	1	0.01%	8.33%
		Total	12	0.08%	100%
Missing	97	legitimate skip	14723	99.9%	
	98	don't know	3	0.02%	
		Total	14,726	99.92%	

Valid	Invalid	Minimum	Maximum
12	14726	2	11

H2RI57Y3 - S24Q57 PARTNR3-YEAR MOST RECENT ANAL-W2

Type	Code
Measurement Unit	numeric
H2RI57Y3	57Y3. 3rd Partner: In what [month and] year did you have anal intercourse with {INITIALS} most recently?

			Frequency	% of total	% of valid
Valid	94	1994	1	0.01%	7.69%
	95	1995	1	0.01%	7.69%
	96	1996	11	0.07%	84.62%

		Total	13	0.09%	100%
Missing	997	refused	14723	99.9%	
	998	don't know	2	0.01%	
		Total	14,725	99.91%	

Valid	Invalid	Minimum	Maximum
13	14725	94	96

H2RI58_3 - S24Q58 PARTNR3-NO. TIMES ANAL-W2

Type	Numeric (Integer)
Measurement Unit	numeric
H2RI58_3	58_3. 3rd Partner: If Respondent is male: About how many times have you and she had anal intercourse? If Respondent is female: About how many times have you and he had anal intercourse?

			Frequency	% of total	% of valid
Missing	997	legitimate skip	14723	99.9%	
		Total	14,723	99.9%	

Valid	Invalid	Minimum	Maximum	Mean	StdDev
15	14723	1	30	5.6	8.9426745...

H2RI59_3 - S24Q59 PARTNR3-FREQ. USED CONDOM-ANAL-W2

Type	Code
Measurement Unit	numeric
H2RI59_3	59_3. 3rd Partner: If Respondent is male: How often have you used a condom during anal intercourse with {INITIALS}? If Respondent is female: How often has he used a condom during anal intercourse with you?

			Frequency	% of total	% of valid
Valid	1	all of the time	1	0.01%	14.29%
	4	less than half of the time	2	0.01%	28.57%
	5	none of the time	4	0.03%	57.14%
		Total	7	0.05%	100%
Missing	7	legitimate skip	14731	99.95%	
		Total	14,731	99.95%	

Valid	Invalid	Minimum	Maximum
7	14731	1	5

 H2RI60_3 - S24Q60 PARTNR3-INSERTED PENIS IN ANUS-W2

Type	Code
Measurement Unit	numeric
H2RI60_3	60_3. 3rd Partner: Has {INITIALS} ever inserted his penis into your anus?

			Frequency	% of total	% of valid
Valid	0	no	2	0.01%	50%
	1	yes	2	0.01%	50%
Total			4	0.03%	100%
Missing	7	legitimate skip	14734	99.97%	
	Total		14,734	99.97%	

Valid	Invalid	Minimum	Maximum
4	14734	0	1

 H2RI61M3 - S24Q61 PARTNR3-MONTH FIRST DID THIS-W2

Type	Code
Measurement Unit	numeric
H2RI61M3	61M3. 3rd Partner: In what month [and year] did he do this with you the first time?

			Frequency	% of total	% of valid
Valid	4	April	1	0.01%	100%
	Total		1	0.01%	100%
Missing	97	legitimate skip	14736	99.99%	
	98	don't know	1	0.01%	
	Total		14,737	99.99%	

Valid	Invalid	Minimum	Maximum
1	14737	4	4

 H2RI61Y3 - S24Q61 PARTNR3-YEAR FIRST DID THIS-W2

Type	Code
Measurement Unit	numeric
H2RI61Y3	61Y3. 3rd Partner: In what [month and] year did he do this with you the first time?

			Frequency	% of total	% of valid
Valid	96	1996	1	0.01%	100%

		Total	1	0.01%	100%
Missing	997	legitimate skip	14736	99.99%	
	998	don't know	1	0.01%	
		Total	14,737	99.99%	

Valid	Invalid	Minimum	Maximum
1	14737	96	96

Type	Code
Measurement Unit	numeric
H2RI62_3	62_3. 3rd Partner: Did he wear a condom the first time he did this with you?


			Frequency	% of total	% of valid
Valid	0	no	1	0.01%	50%
	1	yes	1	0.01%	50%
		Total	2	0.01%	100%
Missing	7	legitimate skip	14736	99.99%	
		Total	14,736	99.99%	

Valid	Invalid	Minimum	Maximum
2	14736	0	1

Type	Code
Measurement Unit	numeric
H2RI63M3	63M3. 3rd Partner: In what month [and year] did he insert his penis into your anus most recently?

			Frequency	% of total	% of valid
Valid	6	June	1	0.01%	100%
		Total	1	0.01%	100%
Missing	97	legitimate skip	14736	99.99%	
	98	don't know	1	0.01%	
		Total	14,737	99.99%	

Valid	Invalid	Minimum	Maximum
1	14737	6	6

 H2RI63Y3 - S24Q63 PARTNR3-YEAR MOST RECENT-ANAL-W2

Type	Code
Measurement Unit	numeric
H2RI63Y3	63Y3. 3rd Partner: In what [month and] year did he insert his penis into your anus most recently?

			Frequency	% of total	% of valid
Valid	96	1996	1	0.01%	100%
		Total	1	0.01%	100%
Missing	997	legitimate skip	14736	99.99%	
	998	don't know	1	0.01%	
		Total	14,737	99.99%	

Valid	Invalid	Minimum	Maximum
1	14737	96	96

 H2RI64_3 - S24Q64 PARTNR3-NO. TIMES DID THIS-W2

Type	Numeric (Double)
H2RI64_3	64_3. 3rd Partner: About how many times has {INITIALS} inserted his penis into your anus?

			Frequency	% of total	% of valid
Missing	997	legitimate skip	14736	99.99%	
		Total	14,736	99.99%	

Valid	Invalid	Minimum	Maximum	Mean	StdDev
2	14736	3	6	4.5	2.1213203...

 H2RI65_3 - S24Q65 PARTNR3-FREQ WEAR CONDOM-ANAL-W2

Type	Code
Measurement Unit	numeric
H2RI65_3	65_3. 3rd Partner: How often did {INITIALS} wear a condom when he did this with you?

			Frequency	% of total	% of valid
Valid	1	all of the time	1	0.01%	50%
	3	about half of the time	1	0.01%	50%
		Total	2	0.01%	100%
Missing	7	legitimate skip	14736	99.99%	

		Total	14,736	99.99%	
--	--	-------	--------	--------	--

Valid	Invalid	Minimum	Maximum
2	14736	1	3

H2RI66_3 - S24Q66 PARTNR3-INSERTED PENIS IN PARTRS

Type	Code
Measurement Unit	numeric
H2RI66_3	66_3. 3rd Partner: Have you ever inserted your penis into {INITIALS}'s anus?

			Frequency	% of total	% of valid
Valid	0	no	3	0.02%	75%
	1	yes	1	0.01%	25%
		Total	4	0.03%	100%
Missing	7	legitimate skip	14734	99.97%	
		Total	14,734	99.97%	

Valid	Invalid	Minimum	Maximum
4	14734	0	1

H2RI67M3 - S24Q67 PARTNR3-MONTH FIRST DID THIS-W2

Type	Code
Measurement Unit	numeric
H2RI67M3	67M3. 3rd Partner: In what month [and year] did you do this with {INITIALS} the first time?

			Frequency	% of total	% of valid
Valid	5	May	1	0.01%	100%
		Total	1	0.01%	100%
Missing	97	legitimate skip	14737	99.99%	
		Total	14,737	99.99%	

Valid	Invalid	Minimum	Maximum
1	14737	5	5

H2RI67Y3 - S24Q67 PARTNR3-YEAR FIRST DID THIS-W2

Type	Code
Measurement Unit	numeric

H2RI67Y3	67Y3. 3rd Partner: In what [month and] year did you do this with {INITIALS} the first time?
----------	---

			Frequency	% of total	% of valid
Valid	96	1996	1	0.01%	100%
		Total	1	0.01%	100%
Missing	997	legitimate skip	14737	99.99%	
		Total	14,737	99.99%	

Valid	Invalid	Minimum	Maximum
1	14737	96	96

H2RI68_3 - S24Q68 PARTNR3-WEAR CONDOM FIRST TIME-W2

Type	Code
Measurement Unit	numeric
H2RI68_3	68_3. 3rd Partner: Did you wear a condom the first time you did this with him?

			Frequency	% of total	% of valid
Valid	0	no	1	0.01%	100%
		Total	1	0.01%	100%
Missing	7	legitimate skip	14737	99.99%	
		Total	14,737	99.99%	

Valid	Invalid	Minimum	Maximum
1	14737	0	0

H2RI69M3 - S24Q69 PARTNR3-MONTH MOST RECENT-ANAL-W2

Type	Code
Measurement Unit	numeric
H2RI69M3	69M3. 3rd Partner: In what month [and year] did you insert your penis into {INITIALS}'s anus most recently?

			Frequency	% of total	% of valid
Valid	6	June	1	0.01%	100%
		Total	1	0.01%	100%
Missing	97	legitimate skip	14737	99.99%	
		Total	14,737	99.99%	

Valid	Invalid	Minimum	Maximum

1	14737	6	6
---	-------	---	---

H2RI69Y3 - S24Q69 PARTNR3-YEAR MOST RECENT-ANAL-W2

Type	Code
Measurement Unit	numeric
H2RI69Y3	69Y3. 3rd Partner: In what [month and] year did you insert your penis into {INITIALS}'s anus most recently?

			Frequency	% of total	% of valid
Valid	96	1996	1	0.01%	100%
		Total	1	0.01%	100%
Missing	997	legitimate skip	14737	99.99%	
		Total	14,737	99.99%	

Valid	Invalid	Minimum	Maximum
1	14737	96	96

H2RI70_3 - S24Q70 PARTNR3-NO. TIMES INSERT PENIS-W2

Type	Numeric (Double)
H2RI70_3	70_3. 3rd Partner: About how many times have you inserted your penis into his anus?

			Frequency	% of total	% of valid
Missing	997	legitimate skip	14737	99.99%	
		Total	14,737	99.99%	

Valid	Invalid	Minimum	Maximum	Mean	StdDev
1	14737	10	10	10	NaN

H2RI71_3 - S24Q71 PARTNR3-HOW OFTEN WEAR CONDOM-W2

Type	Code
Measurement Unit	numeric
H2RI71_3	71_3. 3rd Partner: How often did you wear a condom when you did this with {INITIALS}?

			Frequency	% of total	% of valid
Valid	3	about half of the time	1	0.01%	100%
		Total	1	0.01%	100%
Missing	7	legitimate skip	14737	99.99%	
		Total	14,737	99.99%	

Valid	Invalid	Minimum	Maximum
1	14737	3	3

H2NR1 - S25Q1 EVER ATTRACTED TO A FEMALE-W2

Type	Code
Measurement Unit	numeric
H2NR1	1. Since {MOLI}, have you ever had a romantic attraction to a female?

			Frequency	% of total	% of valid
Valid	0	no	8911	60.46%	60.82%
	1	yes	5740	38.95%	39.18%
	Total		14,651	99.41%	100%
Missing	6	refused	53	0.36%	
	8	don't know	34	0.23%	
	Total		87	0.59%	

Valid	Invalid	Minimum	Maximum
14651	87	0	1

H2NR2 - S25Q2 EVER ATTRACTED TO A MALE-W2

Type	Code
Measurement Unit	numeric
H2NR2	2. Since {MOLI}, have you ever had a romantic attraction to a male?

			Frequency	% of total	% of valid
Valid	0	no	8204	55.67%	55.95%
	1	yes	6460	43.83%	44.05%
	Total		14,664	99.5%	100%
Missing	6	refused	48	0.33%	
	8	don't know	26	0.18%	
	Total		74	0.5%	

Valid	Invalid	Minimum	Maximum
14664	74	0	1

H2NR4 - S25Q4 FREQ-SEX FOR DRUGS OR MONEY-W2

Type	Numeric (Double)
H2NR4	4. Since {MOLI}, how many times have you given someone sex in exchange for drugs or money?

			Frequency	% of total	% of valid
Missing	.	missing	1	0.01%	
	996	refused	103	0.7%	
	998	don't know	103	0.7%	
		Total	207	1.4%	

Valid	Invalid	Minimum	Maximum	Mean	StdDev
14531	207	0	834	0.3045901...	10.093560...

H2NR5 - S25Q5 NON-ROMANCE SEX W/ ANYONE-W2

Type	Code
Measurement Unit	numeric
H2NR5	5. Not counting people you have described as romantic relationships, since {MOLI}, have you had a sexual relationship with anyone?

			Frequency	% of total	% of valid
Valid	0	no	12016	81.53%	82.21%
	1	yes	2600	17.64%	17.79%
	Total		14,616	99.17%	100%
Missing	6	refused	82	0.56%	
	8	don't know	40	0.27%	
	Total		122	0.83%	

Valid	Invalid	Minimum	Maximum
14616	122	0	1

H2NR6 - S25Q6 EVER TOUCH MALE GENITALS-W2

Type	Code
Measurement Unit	numeric
H2NR6	6. Have you ever touched another male's genitals, that is, his private parts?

			Frequency	% of total	% of valid
Valid	0	no	5413	36.73%	96.63%
	1	yes	189	1.28%	3.37%
	Total		5,602	38.01%	100%
Missing	6	refused	35	0.24%	
	7	legitimate skip	9088	61.66%	
	8	don't know	13	0.09%	
	Total		9,136	61.99%	

Valid	Invalid	Minimum	Maximum

5602	9136	0	1
------	------	---	---

H2NR7 - S25Q7 A MALE EVER TOUCH YR GENITALS-W2

Type	Code
Measurement Unit	numeric
H2NR7	7. Except during a medical exam, has another male ever touched your genitals?

			Frequency	% of total	% of valid
Valid	0	no	5232	35.5%	96.62%
	1	yes	183	1.24%	3.38%
	Total		5,415	36.74%	100%
Missing	6	refused	31	0.21%	
	7	legitimate skip	9277	62.95%	
	8	don't know	15	0.1%	
	Total		9,323	63.26%	

Valid	Invalid	Minimum	Maximum
5415	9323	0	1

H2NR8 - S25Q8 TOTAL NO OF SEX PARTNERS-W2

Type	Numeric (Double)
H2NR8	8. Since {MOLI}, with how many people, in total, including romantic relationship partners, have you ever had a sexual relationship? If you don't remember exactly, please estimate the number of these people.

			Frequency	% of total	% of valid
Missing	996	refused	45	0.31%	
	997	legitimate skip	11766	79.83%	
	998	don't know	62	0.42%	
Total		11,873	80.56%		

Valid	Invalid	Minimum	Maximum	Mean	StdDev
2865	11873	1	987	5.0286212...	25.584983...

H2NR9 - S25Q9 NO. OF NONROMANTIC SEX PARTNRS-W2

Type	Numeric (Double)
H2NR9	9. Since {MOLI}, with how many people, not including romantic relationship partners, have you had a sexual relationship?

			Frequency	% of total	% of valid
--	--	--	-----------	------------	------------

Missing	996	refused	138	0.94%	
	997	legitimate skip	11766	79.83%	
	998	don't know	150	1.02%	
		Total	12,054	81.79%	

Valid	Invalid	Minimum	Maximum	Mean	StdDev
2684	12054	1	444	3.0573770...	10.289350...

Type	Code
Measurement Unit	numeric
H2NR10	10. Not counting the people you may have described as romantic relationship partners, have you ever had anal intercourse with anyone?

			Frequency	% of total	% of valid
Valid	0	no	285	1.93%	57.46%
	1	yes	211	1.43%	42.54%
		Total	496	3.37%	100%
Missing	6	refused	1	0.01%	
	7	legitimate skip	14240	96.62%	
	8	don't know	1	0.01%	
		Total	14,242	96.63%	

Valid	Invalid	Minimum	Maximum
496	14242	0	1

Type	Numeric (Double)
H2NR11	11. With how many people, including romantic relationship partners, have you ever had anal intercourse?

			Frequency	% of total	% of valid
Missing	96	refused	1	0.01%	
	97	legitimate skip	14527	98.57%	
	98	don't know	1	0.01%	
		Total	14,529	98.58%	

Valid	Invalid	Minimum	Maximum	Mean	StdDev
209	14529	1	50	2.9665071...	5.9906840...

 H2NR12 - S25Q12 SINCE 1/1/94, ANAL PARTNRS-W2

Type	Numeric (Double)
H2NR12	12. Since January 1, 1994, with how many people have you had anal intercourse?

			Frequency	% of total	% of valid
Missing	96	refused	1	0.01%	
	97	legitimate skip	14527	98.57%	
	98	don't know	4	0.03%	
		Total	14,532	98.6%	

Valid	Invalid	Minimum	Maximum	Mean	StdDev
206	14532	0	60	2.8300970...	6.7819895...

 H2NR15A - S25Q15 ANY OTHER SEXUAL RELATIONSHIP-W2

Type	Code
Measurement Unit	numeric
H2NR15A	15A. And have you had a sexual relationship with any other person?

			Frequency	% of total	% of valid
Valid	0	no	616	4.18%	45.6%
	1	yes	735	4.99%	54.4%
			Total	1,351	9.17%
Missing	6	refused	1	0.01%	
	7	legitimate skip	13386	90.83%	
			Total	13,387	90.83%

Valid	Invalid	Minimum	Maximum
1351	13387	0	1

 H2NR15B - S25Q15 ANY OTHER SEXUAL RELATIONSHIP-W2

Type	Code
Measurement Unit	numeric
H2NR15B	15B. And have you had a sexual relationship with any other person?

			Frequency	% of total	% of valid
Valid	0	no	203	1.38%	43.01%
	1	yes	269	1.83%	56.99%
		Total	472	3.2%	100%

Missing	6	refused	5	0.03%	
	7	legitimate skip	14260	96.76%	
	8	don't know	1	0.01%	
		Total	14,266	96.8%	

Valid	Invalid	Minimum	Maximum
472	14266	0	1

Type	Code
Measurement Unit	numeric
H2NR16_1	16_1. 1st NR Partner: Did you ever hold hands with {INITIALS}?

			Frequency	% of total	% of valid
Valid	0	no	966	6.55%	32.89%
	1	yes	1971	13.37%	67.11%
		Total	2,937	19.93%	100%
Missing	6	refused	23	0.16%	
	7	legitimate skip	11766	79.83%	
	8	don't know	12	0.08%	
		Total	11,801	80.07%	

Valid	Invalid	Minimum	Maximum
2937	11801	0	1

Type	Code
Measurement Unit	numeric
H2NR17_1	17_1. 1st NR Partner: Did you and {INITIALS} ever kiss on the mouth?

			Frequency	% of total	% of valid
Valid	0	no	468	3.18%	15.93%
	1	yes	2469	16.75%	84.07%
		Total	2,937	19.93%	100%
Missing	.	missing	1	0.01%	
	6	refused	26	0.18%	
	7	legitimate skip	11766	79.83%	
	8	don't know	8	0.05%	
		Total	11,801	80.07%	

Valid	Invalid	Minimum	Maximum
-------	---------	---------	---------

2937	11801	0	1
------	-------	---	---

H2NR18_1 - S25Q18_1 PARTNR1-SAY LOVE OTHER-W2

Type	Code
Measurement Unit	numeric
H2NR18_1	18_1. 1st NR Partner: Did you ever tell {INITIALS} you liked or loved him or her?

			Frequency	% of total	% of valid
Valid	0	no	1335	9.06%	45.49%
	1	yes	1600	10.86%	54.51%
	Total		2,935	19.91%	100%
Missing	6	refused	28	0.19%	
	7	legitimate skip	11766	79.83%	
	8	don't know	9	0.06%	
	Total		11,803	80.09%	

Valid	Invalid	Minimum	Maximum
2935	11803	0	1

NRRXW2_1 - PARTNR1-NR DATA IN RX SECTION-W2

Type	Code
Measurement Unit	numeric
NRRXW2_1	Partner #1 NR data are in the RX section.

			Frequency	% of total	% of valid
Valid	1	Section 24: Relationship Information questions asked for this partner and reported in the RX variable series, but questions from Section 25 should have been asked and data reported in the NR variable series	54	0.37%	100%
	Total		54	0.37%	100%
	Missing	.	missing	14684	99.63%
Total		14,684	99.63%		

Valid	Invalid	Minimum	Maximum
54	14684	1	1

 H2RX1M_1 - S25Q1M PARTNR1-DATE BEGAN-MONTH-W2

Type	Code
Measurement Unit	numeric
H2RX1M_1	1M_1. 1st RX Partner: In what month [and year] did your relationship with {INITIALS} begin? That is, when did you first consider {INITIALS} a special friend?

			Frequency	% of total	% of valid
Valid	1	January	90	0.61%	9.53%
	2	February	116	0.79%	12.29%
	3	March	103	0.7%	10.91%
	4	April	119	0.81%	12.61%
	5	May	118	0.8%	12.5%
	6	June	86	0.58%	9.11%
	7	July	64	0.43%	6.78%
	8	August	58	0.39%	6.14%
	9	September	46	0.31%	4.87%
	10	October	47	0.32%	4.98%
	11	November	54	0.37%	5.72%
	12	December	43	0.29%	4.56%
		Total	944	6.41%	100%
Missing	.		2	0.01%	
	96	refused	34	0.23%	
	97	legitimate skip	13468	91.38%	
	98	don't know	290	1.97%	
		Total	13,794	93.59%	

Valid	Invalid	Minimum	Maximum
944	13794	1	12

 H2RX1Y_1 - S25Q1Y PARTNR1-DATE BEGAN-YEAR-W2

Type	Code
Measurement Unit	numeric
H2RX1Y_1	1Y_1. 1st RX Partner: In what [month and] year did your relationship with {INITIALS} begin? That is, when did you first consider {INITIALS} a special friend?

			Frequency	% of total	% of valid
--	--	--	-----------	------------	------------

Valid	77	1977	1	0.01%	0.1%
	86	1986	1	0.01%	0.1%
	88	1988	2	0.01%	0.19%
	89	1989	2	0.01%	0.19%
	90	1990	5	0.03%	0.48%
	91	1991	4	0.03%	0.38%
	92	1992	25	0.17%	2.4%
	93	1993	61	0.41%	5.86%
	94	1994	126	0.85%	12.1%
	95	1995	375	2.54%	36.02%
	96	1996	439	2.98%	42.17%
	Total	1,041	7.06%	100%	
Missing	.	missing	2	0.01%	
	996	refused	36	0.24%	
	997	legitimate skip	13468	91.38%	
	998	don't know	191	1.3%	
	Total	13,697	92.94%		

Valid	Invalid	Minimum	Maximum
1041	13697	77	96

H2RX2_1 - S25Q2 PARTNR1 HIS/HER AGE WHEN MET-W2

Type	Numeric (Double)
H2RX2_1	2_1. 1st RX Partner: How old was {INITIALS} when your romantic relationship began?

			Frequency	% of total	% of valid
Missing	96	refused	14	0.09%	
	97	legitimate skip	13468	91.38%	
	98	don't know	30	0.2%	
	Total		13,512	91.68%	

Valid	Invalid	Minimum	Maximum	Mean	StdDev
1226	13512	6	38	16.747960...	3.0640935...

H2RX3_1 - S25Q3 PARTNR1 APPROX PARTNERS AGE-W2

Type	Numeric (Double)
H2RX3_1	3_1. 1st RX Partner: About how old was {INITIALS}?

			Frequency	% of total	% of valid
--	--	--	-----------	------------	------------

Missing	96	refused	13	0.09%	
	97	legitimate skip	14694	99.7%	
	98	don't know	27	0.18%	
		Total	14,734	99.97%	

Valid	Invalid	Minimum	Maximum	Mean	StdDev
4	14734	13	18	16	2.1602468...

Type	Code
Measurement Unit	numeric
H2RX4_1	4_1. 1st RX Partner: What grade was {INITIALS} in at that time?

			Frequency	% of total	% of valid
Valid	1	first grade	2	0.01%	0.16%
	2	second grade	1	0.01%	0.08%
	3	third grade	1	0.01%	0.08%
	4	fourth grade	2	0.01%	0.16%
	5	fifth grade	4	0.03%	0.32%
	6	sixth grade	10	0.07%	0.81%
	7	seventh grade	60	0.41%	4.86%
	8	eighth grade	116	0.79%	9.4%
	9	ninth grade	201	1.36%	16.29%
	10	tenth grade	190	1.29%	15.4%
	11	eleventh grade	208	1.41%	16.86%
	12	twelfth grade	127	0.86%	10.29%
	13	beyond twelfth grade	94	0.64%	7.62%
	14	{INITIALS} wasn't in school	187	1.27%	15.15%
	15	{INITIALS} was in school, but you don't know what grade	16	0.11%	1.3%
	16	you don't know whether {INITIALS} was in school	15	0.1%	1.22%
	Total	1,234	8.37%	100%	
Missing	96	refused	18	0.12%	
	97	legitimate skip	13468	91.38%	
	98	don't know	18	0.12%	
	Total	13,504	91.63%		

Valid	Invalid	Minimum	Maximum
1234	13504	1	16

 H2RX5_1 - S25Q5 PARTNR1 GO TO SAME SCHOOL-W2

Type	Code
Measurement Unit	numeric
H2RX5_1	5_1. 1st RX Partner: When your relationship with {INITIALS} began, did you and {INITIALS} go to the same school?

			Frequency	% of total	% of valid
Valid	0	no	482	3.27%	46.57%
	1	yes	553	3.75%	53.43%
Total			1,035	7.02%	100%
Missing	6	refused	18	0.12%	
	7	legitimate skip	13670	92.75%	
	8	don't know	15	0.1%	
Total			13,703	92.98%	

Valid	Invalid	Minimum	Maximum
1035	13703	0	1

 H2RX6_1 - S25Q6 PARTNR1 WHERE DID HE/SHE LIVE-W2

Type	Code
Measurement Unit	numeric
H2RX6_1	6_1. 1st RX Partner: When your relationship with {INITIALS} began, where did {INITIALS} live?

			Frequency	% of total	% of valid
Valid	1	in your neighborhood	382	2.59%	30.81%
	2	not in your neighborhood	858	5.82%	69.19%
Total			1,240	8.41%	100%
Missing	6	refused	18	0.12%	
	7	legitimate skip	13468	91.38%	
	8	don't know	12	0.08%	
Total			13,498	91.59%	

Valid	Invalid	Minimum	Maximum
1240	13498	1	2

 H2RX7A_1 - S25Q7A PARTNR1-SAME SCHOOL-W2

Type	Code
Measurement Unit	numeric

H2RX7A_1	7A_1. 1st RX Partner: In what ways did you know {INITIALS} before your romantic relationship began? If you knew {INITIALS} in more than one way, choose more than one answer. You went to the same school.
----------	--

			Frequency	% of total	% of valid
Valid	0	not marked	715	4.85%	58.13%
	1	marked	515	3.49%	41.87%
Total			1,230	8.35%	100%
Missing	6	refused	24	0.16%	
	7	legitimate skip	13468	91.38%	
	8	don't know	16	0.11%	
Total			13,508	91.65%	

Valid	Invalid	Minimum	Maximum
1230	13508	0	1

H2RX7B_1 - S25Q7B PARTNR1-SAME PL OF WORSHIP-W2

Type	Code
Measurement Unit	numeric
H2RX7B_1	7B_1. 1st RX Partner: In what ways did you know {INITIALS} before your romantic relationship began? If you knew {INITIALS} in more than one way, choose more than one answer. You went to the same church, synagogue, or place of worship.

			Frequency	% of total	% of valid
Valid	0	not marked	1161	7.88%	94.39%
	1	marked	69	0.47%	5.61%
Total			1,230	8.35%	100%
Missing	6	refused	24	0.16%	
	7	legitimate skip	13468	91.38%	
	8	don't know	16	0.11%	
Total			13,508	91.65%	

Valid	Invalid	Minimum	Maximum
1230	13508	0	1

H2RX7C_1 - S25Q7C PARTNR1-NEIGHBORS-W2

Type	Code
Measurement Unit	numeric

H2RX7C_1	7C_1. 1st RX Partner: In what ways did you know {INITIALS} before your romantic relationship began? If you knew {INITIALS} in more than one way, choose more than one answer. You were neighbors.
----------	---

			Frequency	% of total	% of valid
Valid	0	not marked	1135	7.7%	92.28%
	1	marked	95	0.64%	7.72%
		Total	1,230	8.35%	100%
Missing	6	refused	24	0.16%	
	7	legitimate skip	13468	91.38%	
	8	don't know	16	0.11%	
		Total	13,508	91.65%	

Valid	Invalid	Minimum	Maximum
1230	13508	0	1

H2RX7D_1 - S25Q7D PARTNR1-CASUAL ACQUAINTANCES-W2

Type	Code
Measurement Unit	numeric
H2RX7D_1	7D_1. 1st RX Partner: In what ways did you know {INITIALS} before your romantic relationship began? If you knew {INITIALS} in more than one way, choose more than one answer. You were casual acquaintances.

			Frequency	% of total	% of valid
Valid	0	not marked	1037	7.04%	84.31%
	1	marked	193	1.31%	15.69%
		Total	1,230	8.35%	100%
Missing	6	refused	24	0.16%	
	7	legitimate skip	13468	91.38%	
	8	don't know	16	0.11%	
		Total	13,508	91.65%	

Valid	Invalid	Minimum	Maximum
1230	13508	0	1

H2RX7E_1 - S25Q7E PARTNR1-FRIENDS-W2

Type	Code
Measurement Unit	numeric
H2RX7E_1	7E_1. 1st RX Partner: In what ways did you know {INITIALS} before your romantic relationship began? If you knew {INITIALS} in more than one way, choose more than one answer. You were friends.

			Frequency	% of total	% of valid
Valid	0	not marked	826	5.6%	67.15%
	1	marked	404	2.74%	32.85%
Total			1,230	8.35%	100%
Missing	6	refused	24	0.16%	
	7	legitimate skip	13468	91.38%	
	8	don't know	16	0.11%	
Total			13,508	91.65%	

Valid	Invalid	Minimum	Maximum
1230	13508	0	1

H2RX7F_1 - S25Q7F PARTNR1-SHARED MUTUAL FRIEND-W2

Type	Code
Measurement Unit	numeric
H2RX7F_1	7F_1. 1st RX Partner: In what ways did you know {INITIALS} before your romantic relationship began? If you knew {INITIALS} in more than one way, choose more than one answer. {INITIALS} was a friend of another friend of yours.

			Frequency	% of total	% of valid
Valid	0	not marked	825	5.6%	67.07%
	1	marked	405	2.75%	32.93%
Total			1,230	8.35%	100%
Missing	6	refused	24	0.16%	
	7	legitimate skip	13468	91.38%	
	8	don't know	16	0.11%	
Total			13,508	91.65%	

Valid	Invalid	Minimum	Maximum
1230	13508	0	1

H2RX7G_1 - S25Q7G PARTNR1-SOME OTHER WAY-W2

Type	Code
Measurement Unit	numeric
H2RX7G_1	7G_1. 1st RX Partner: In what ways did you know {INITIALS} before your romantic relationship began? If you knew {INITIALS} in more than one way, choose more than one answer. some other way

			Frequency	% of total	% of valid
--	--	--	-----------	------------	------------

Valid	0	not marked	1058	7.18%	86.02%
	1	marked	172	1.17%	13.98%
		Total	1,230	8.35%	100%
Missing	6	refused	24	0.16%	
	7	legitimate skip	13468	91.38%	
	8	don't know	16	0.11%	
		Total	13,508	91.65%	

Valid	Invalid	Minimum	Maximum
1230	13508	0	1

H2RX7H_1 - S25Q7H PARTNR1-DID NOT KNOW BEFORE-W2

Type	Code
Measurement Unit	numeric
H2RX7H_1	7H_1. 1st RX Partner: In what ways did you know {INITIALS} before your romantic relationship began? If you knew {INITIALS} in more than one way, choose more than one answer. You did not know {INITIALS} before your relationship began. Your romantic relationship began at your first meeting.

			Frequency	% of total	% of valid
Valid	0	not marked	1158	7.86%	94.15%
	1	marked	72	0.49%	5.85%
		Total	1,230	8.35%	100%
Missing	6	refused	24	0.16%	
	7	legitimate skip	13468	91.38%	
	8	don't know	16	0.11%	
		Total	13,508	91.65%	

Valid	Invalid	Minimum	Maximum
1230	13508	0	1

H2RX8_1 - S25Q8 PARTNR1-HOW MANY FRIENDS KNEW-W2

Type	Code
Measurement Unit	numeric
H2RX8_1	8_1. 1st RX Partner: When your relationship with {INITIALS} began, how many of your close friends knew {INITIALS}?

	Frequency	% of total	% of valid
--	-----------	------------	------------

Valid	1	all of them	399	2.71%	32.31%
	2	most of them	307	2.08%	24.86%
	3	a few of them	295	2%	23.89%
	4	one of them	110	0.75%	8.91%
	5	none of them	117	0.79%	9.47%
	6	when your romantic relationship with {INITIALS} began, you had no close friends	7	0.05%	0.57%
		Total	1,235	8.38%	100%
Missing	96	refused	24	0.16%	
	97	legitimate skip	13468	91.38%	
	98	don't know	11	0.07%	
		Total	13,503	91.62%	

Valid	Invalid	Minimum	Maximum
1235	13503	1	6

H2RX9_1 - S25Q9 PARTNR1-INSULT YOU IN PUBLIC-W2

Type	Code
Measurement Unit	numeric
H2RX9_1	9_1. 1st RX Partner: Did {INITIALS} call you names, insult you, or treat you disrespectfully in front of others?

			Frequency	% of total	% of valid
Valid	0	no	1097	7.44%	89.33%
	1	yes	131	0.89%	10.67%
		Total	1,228	8.33%	100%
Missing	6	refused	28	0.19%	
	7	legitimate skip	13468	91.38%	
	8	don't know	14	0.09%	
		Total	13,510	91.67%	

Valid	Invalid	Minimum	Maximum
1228	13510	0	1

H2RX10M1 - S25Q10 PARTNR1-MONTH FIRST OCCURRED-W2

Type	Code
Measurement Unit	numeric
H2RX10M1	10M1. 1st RX Partner: In what month [and year] did {INITIALS} first do this?

	Frequency	% of total	% of valid
--	-----------	------------	------------

Valid	1	January	5	0.03%	4.95%
	2	February	9	0.06%	8.91%
	3	March	16	0.11%	15.84%
	4	April	18	0.12%	17.82%
	5	May	16	0.11%	15.84%
	6	June	8	0.05%	7.92%
	7	July	4	0.03%	3.96%
	8	August	4	0.03%	3.96%
	9	September	4	0.03%	3.96%
	10	October	5	0.03%	4.95%
	11	November	6	0.04%	5.94%
	12	December	6	0.04%	5.94%
		Total	101	0.69%	100%
Missing	96	refused	3	0.02%	
	97	legitimate skip	14607	99.11%	
	98	don't know	27	0.18%	
		Total	14,637	99.31%	

Valid	Invalid	Minimum	Maximum
101	14637	1	12

Type	Code
Measurement Unit	numeric
H2RX10Y1	10Y1. 1st RX Partner: In what [month and] year did {INITIALS} first do this?

			Frequency	% of total	% of valid
Valid	92	1992	1	0.01%	1.02%
	93	1993	4	0.03%	4.08%
	94	1994	11	0.07%	11.22%
	95	1995	29	0.2%	29.59%
	96	1996	53	0.36%	54.08%
		Total	98	0.66%	100%
Missing	996	refused	6	0.04%	
	997	legitimate skip	14607	99.11%	
	998	don't know	27	0.18%	
		Total	14,640	99.34%	

Valid	Invalid	Minimum	Maximum
98	14640	92	96

 H2RX11_1 - S25Q11 PARTNR1-SWEAR AT YOU-W2

Type	Code
Measurement Unit	numeric
H2RX11_1	11_1. 1st RX Partner: Did {INITIALS} swear at you?

			Frequency	% of total	% of valid
Valid	0	no	1045	7.09%	84.96%
	1	yes	185	1.26%	15.04%
Total			1,230	8.35%	100%
Missing	6	refused	26	0.18%	
	7	legitimate skip	13468	91.38%	
	8	don't know	14	0.09%	
Total			13,508	91.65%	

Valid	Invalid	Minimum	Maximum
1230	13508	0	1

 H2RX12M1 - S25Q12 PARTNR1-MONTH FIRST OCCURRED-W2

Type	Code
Measurement Unit	numeric
H2RX12M1	12M1. 1st RX Partner: In what month [and year] did {INITIALS} first do this?

			Frequency	% of total	% of valid
Valid	1	January	10	0.07%	7.63%
	2	February	11	0.07%	8.4%
	3	March	18	0.12%	13.74%
	4	April	26	0.18%	19.85%
	5	May	24	0.16%	18.32%
	6	June	15	0.1%	11.45%
	7	July	4	0.03%	3.05%
	8	August	1	0.01%	0.76%
	9	September	3	0.02%	2.29%
	10	October	5	0.03%	3.82%
	11	November	6	0.04%	4.58%
	12	December	8	0.05%	6.11%
Total			131	0.89%	100%
Missing	96	refused	3	0.02%	
	97	legitimate skip	14553	98.74%	
	98	don't know	51	0.35%	

		Total	14,607	99.11%	
--	--	-------	--------	--------	--

Valid	Invalid	Minimum	Maximum
131	14607	1	12

H2RX12Y1 - S25Q12 PARTNR1-YEAR FIRST OCCURRED-W2

Type	Code
Measurement Unit	numeric
H2RX12Y1	12Y1. 1st RX Partner: In what [month and] year did {INITIALS} first do this?

			Frequency	% of total	% of valid
Valid	91	1991	1	0.01%	0.74%
	92	1992	1	0.01%	0.74%
	93	1993	3	0.02%	2.22%
	94	1994	12	0.08%	8.89%
	95	1995	41	0.28%	30.37%
	96	1996	77	0.52%	57.04%
		Total	135	0.92%	100%
Missing	996	refused	5	0.03%	
	997	legitimate skip	14553	98.74%	
	998	don't know	45	0.31%	
		Total	14,603	99.08%	

Valid	Invalid	Minimum	Maximum
135	14603	91	96

H2RX13_1 - S25Q13 PARTNR1-THREATEN WITH VIOLENCE-W2

Type	Code
Measurement Unit	numeric
H2RX13_1	13_1. 1st RX Partner: Did {INITIALS} threaten you with violence?

			Frequency	% of total	% of valid
Valid	0	no	1165	7.9%	94.64%
	1	yes	66	0.45%	5.36%
		Total	1,231	8.35%	100%
Missing	6	refused	25	0.17%	
	7	legitimate skip	13468	91.38%	
	8	don't know	14	0.09%	
		Total	13,507	91.65%	

Valid	Invalid	Minimum	Maximum
-------	---------	---------	---------

1231	13507	0	1
------	-------	---	---

Type	Code
Measurement Unit	numeric
H2RX14M1	14M1. 1st RX Partner: In what month [and year] did {INITIALS} first do this?

			Frequency	% of total	% of valid
Valid	1	January	1	0.01%	1.96%
	2	February	6	0.04%	11.76%
	3	March	5	0.03%	9.8%
	4	April	13	0.09%	25.49%
	5	May	6	0.04%	11.76%
	6	June	7	0.05%	13.73%
	7	July	4	0.03%	7.84%
	8	August	1	0.01%	1.96%
	9	September	2	0.01%	3.92%
	10	October	3	0.02%	5.88%
	11	November	1	0.01%	1.96%
	12	December	2	0.01%	3.92%
		Total	51	0.35%	100%
Missing	96	refused	2	0.01%	
	97	legitimate skip	14672	99.55%	
	98	don't know	13	0.09%	
		Total	14,687	99.65%	

Valid	Invalid	Minimum	Maximum
51	14687	1	12

Type	Code
Measurement Unit	numeric
H2RX14Y1	14Y1. 1st RX Partner: In what [month and] year did {INITIALS} first do this?

			Frequency	% of total	% of valid
Valid	93	1993	1	0.01%	2.04%
	94	1994	5	0.03%	10.2%
	95	1995	12	0.08%	24.49%
	96	1996	31	0.21%	63.27%
		Total	49	0.33%	100%

Missing	996	refused	3	0.02%	
	997	legitimate skip	14672	99.55%	
	998	don't know	14	0.09%	
		Total	14,689	99.67%	

Valid	Invalid	Minimum	Maximum
49	14689	93	96

Type	Code
Measurement Unit	numeric
H2RX15_1	15_1. 1st RX Partner: Did {INITIALS} push or shove you?

			Frequency	% of total	% of valid
Valid	0	no	1158	7.86%	93.92%
	1	yes	75	0.51%	6.08%
		Total	1,233	8.37%	100%
Missing	6	refused	24	0.16%	
	7	legitimate skip	13468	91.38%	
	8	don't know	13	0.09%	
		Total	13,505	91.63%	

Valid	Invalid	Minimum	Maximum
1233	13505	0	1

Type	Code
Measurement Unit	numeric
H2RX16M1	16M1. 1st RX Partner: In what month [and year] did {INITIALS} first do this?

	Frequency	% of total	% of valid
--	-----------	------------	------------

Valid	1	January	4	0.03%	7.84%
	2	February	4	0.03%	7.84%
	3	March	3	0.02%	5.88%
	4	April	13	0.09%	25.49%
	5	May	7	0.05%	13.73%
	6	June	5	0.03%	9.8%
	7	July	3	0.02%	5.88%
	8	August	3	0.02%	5.88%
	9	September	4	0.03%	7.84%
	10	October	1	0.01%	1.96%
	11	November	1	0.01%	1.96%
	12	December	3	0.02%	5.88%
		Total	51	0.35%	100%
Missing	96	refused	1	0.01%	
	97	legitimate skip	14663	99.49%	
	98	don't know	23	0.16%	
		Total	14,687	99.65%	

Valid	Invalid	Minimum	Maximum
51	14687	1	12

Type	Code
Measurement Unit	numeric
H2RX16Y1	16Y1. 1st RX Partner: In what [month and] year did {INITIALS} first do this?

			Frequency	% of total	% of valid
Valid	94	1994	4	0.03%	7.55%
	95	1995	13	0.09%	24.53%
	96	1996	36	0.24%	67.92%
		Total	53	0.36%	100%
Missing	996	refused	1	0.01%	
	997	legitimate skip	14663	99.49%	
	998	don't know	21	0.14%	
		Total	14,685	99.64%	

Valid	Invalid	Minimum	Maximum
53	14685	94	96

###

Type	Code
Measurement Unit	numeric
H2RX17_1	17_1. 1st RX Partner: Did {INITIALS} throw something at you that could hurt you?

			Frequency	% of total	% of valid
Valid	0	no	1212	8.22%	98.14%
	1	yes	23	0.16%	1.86%
	Total		1,235	8.38%	100%
Missing	6	refused	23	0.16%	
	7	legitimate skip	13468	91.38%	
	8	don't know	12	0.08%	
	Total		13,503	91.62%	

Valid	Invalid	Minimum	Maximum
1235	13503	0	1

H2RX18M1 - S25Q18 PARTNR1-MONTH FIRST OCCURRED-W2

Type	Code
Measurement Unit	numeric
H2RX18M1	18M1. 1st RX Partner: In what month [and year] did {INITIALS} first do this?

			Frequency	% of total	% of valid
Valid	1	January	1	0.01%	5.88%
	2	February	1	0.01%	5.88%
	3	March	1	0.01%	5.88%
	4	April	4	0.03%	23.53%
	5	May	2	0.01%	11.76%
	6	June	2	0.01%	11.76%
	9	September	3	0.02%	17.65%
	10	October	1	0.01%	5.88%
	11	November	1	0.01%	5.88%
	12	December	1	0.01%	5.88%
	Total		17	0.12%	100%
	Missing	96	refused	1	0.01%
97		legitimate skip	14715	99.84%	
98		don't know	5	0.03%	
Total		14,721	99.88%		

Valid	Invalid	Minimum	Maximum
17	14721	1	12

 H2RX18Y1 - S25Q18 PARTNR1-YEAR FIRST OCCURRED-W2

Type	Code
Measurement Unit	numeric
H2RX18Y1	18Y1. 1st RX Partner: In what [month and] year did {INITIALS} first do this?

			Frequency	% of total	% of valid
Valid	91	1991	1	0.01%	5.88%
	93	1993	1	0.01%	5.88%
	94	1994	3	0.02%	17.65%
	95	1995	5	0.03%	29.41%
	96	1996	7	0.05%	41.18%
		Total	17	0.12%	100%
Missing	996	refused	1	0.01%	
	997	legitimate skip	14715	99.84%	
	998	don't know	5	0.03%	
		Total	14,721	99.88%	

Valid	Invalid	Minimum	Maximum
17	14721	91	96

 H2RX19_1 - S25Q19 PARTNR1-STILL GOING ON-W2

Type	Code
Measurement Unit	numeric
H2RX19_1	19_1. 1st RX Partner: Is your romantic relationship with {INITIALS} still going on?

			Frequency	% of total	% of valid
Valid	0	no	751	5.1%	60.61%
	1	yes	488	3.31%	39.39%
		Total	1,239	8.41%	100%
Missing	6	refused	19	0.13%	
	7	legitimate skip	13468	91.38%	
	8	don't know	12	0.08%	
		Total	13,499	91.59%	

Valid	Invalid	Minimum	Maximum
1239	13499	0	1

 H2RX20M1 - S25Q20M PARTNR1-WHEN DID IT END-MO-W2

Type	Code
Measurement Unit	numeric
H2RX20M1	20M1. 1st RX Partner: In what month [and year] did your relationship with {INITIALS} end?

			Frequency	% of total	% of valid
Valid	1	January	47	0.32%	9.06%
	2	February	39	0.26%	7.51%
	3	March	38	0.26%	7.32%
	4	April	73	0.5%	14.07%
	5	May	83	0.56%	15.99%
	6	June	77	0.52%	14.84%
	7	July	28	0.19%	5.39%
	8	August	28	0.19%	5.39%
	9	September	28	0.19%	5.39%
	10	October	22	0.15%	4.24%
	11	November	26	0.18%	5.01%
	12	December	30	0.2%	5.78%
		Total	519	3.52%	100%
Missing	96	refused	28	0.19%	
	97	legitimate skip	13987	94.9%	
	98	don't know	204	1.38%	
		Total	14,219	96.48%	

Valid	Invalid	Minimum	Maximum
519	14219	1	12

H2RX20Y1 - S25Q20Y PARTNR1-WHEN DID IT END-YR-W2

Type	Code
Measurement Unit	numeric
H2RX20Y1	20Y1. 1st RX Partner: In what [month and] year did your relationship with {INITIALS} end?

			Frequency	% of total	% of valid
Valid	90	1990	2	0.01%	0.37%
	91	1991	1	0.01%	0.19%
	92	1992	3	0.02%	0.56%
	93	1993	8	0.05%	1.48%
	94	1994	35	0.24%	6.49%
	95	1995	177	1.2%	32.84%
	96	1996	313	2.12%	58.07%

		Total	539	3.66%	100%
Missing	996	refused	27	0.18%	
	997	legitimate skip	13987	94.9%	
	998	don't know	185	1.26%	
		Total	14,199	96.34%	

Valid	Invalid	Minimum	Maximum
539	14199	90	96

H2RX21_1 - S25Q21 PARTNR1-WHERE LIVE AT END-W2

Type	Code
Measurement Unit	numeric
H2RX21_1	21_1. 1st RX Partner: When the romantic relationship with {INITIALS} ended, where did {INITIALS} live?

			Frequency	% of total	% of valid
Valid	0	in your neighborhood	213	1.45%	28.9%
	1	not in your neighborhood	524	3.56%	71.1%
		Total	737	5%	100%
Missing	6	refused	4	0.03%	
	7	legitimate skip	13987	94.9%	
	8	don't know	10	0.07%	
		Total	14,001	95%	

Valid	Invalid	Minimum	Maximum
737	14001	0	1

H2RX22_1 - S25Q22 PARTNR1-SAMPLE SCH NOW-W2

Type	Code
Measurement Unit	numeric
H2RX22_1	22_1. 1st RX Partner: [If SCHOOL YEAR:] Does {INITIALS} go to {SAMPLE SCHOOL}? [If SUMMER:] Did {INITIALS} go to {SAMPLE SCHOOL} this past school year?

			Frequency	% of total	% of valid
Valid	0	no	807	5.48%	65.45%
	1	yes	426	2.89%	34.55%
		Total	1,233	8.37%	100%

Missing	6	refused	24	0.16%	
	7	legitimate skip	13468	91.38%	
	8	don't know	13	0.09%	
		Total	13,505	91.63%	

Valid	Invalid	Minimum	Maximum
1233	13505	0	1

H2RX23_1 - S25Q23 PARTNR1-SISTER SCH NOW-W2

Type	Code
Measurement Unit	numeric
H2RX23_1	23_1. 1st RX Partner: [If SCHOOL YEAR:] Does {INITIALS} go to {SISTER SCHOOL}? [If SUMMER:] Did {INITIALS} go to {SISTER SCHOOL} this past school year?

			Frequency	% of total	% of valid
Valid	0	no	615	4.17%	94.91%
	1	yes	33	0.22%	5.09%
		Total	648	4.4%	100%
Missing	6	refused	18	0.12%	
	7	legitimate skip	14062	95.41%	
	8	don't know	10	0.07%	
		Total	14,090	95.6%	

Valid	Invalid	Minimum	Maximum
648	14090	0	1

H2RX24_1 - S25Q24 PARTNR1-SAMPLE SCH 94-95-W2

Type	Code
Measurement Unit	numeric
H2RX24_1	24_1. 1st RX Partner: [If SCHOOL YEAR:] Did {INITIALS} go to {SAMPLE SCHOOL} during the 1994-95 school year, in other words, last school year? [If SUMMER:] Did {INITIALS} go to {SAMPLE SCHOOL} during the 1994-95 school year, in other words, the school year before this past one?

			Frequency	% of total	% of valid
Valid	0	no	815	5.53%	66.26%
	1	yes	415	2.82%	33.74%
		Total	1,230	8.35%	100%

Missing	6	refused	25	0.17%	
	7	legitimate skip	13468	91.38%	
	8	don't know	15	0.1%	
		Total	13,508	91.65%	

Valid	Invalid	Minimum	Maximum
1230	13508	0	1

H2RX25_1 - S25Q25 PARTNR1-SISTER SCH 94-95-W2

Type	Code
Measurement Unit	numeric
H2RX25_1	25_1. 1st RX Partner: [If SCHOOL YEAR:] Did {INITIALS} go to {SISTER SCHOOL} during the 1994-95 school year, in other words, last school year? [If SUMMER:] Did {INITIALS} go to {SISTER SCHOOL} the school year before this past one?

			Frequency	% of total	% of valid
Valid	0	no	786	5.33%	95.16%
	1	yes	40	0.27%	4.84%
		Total	826	5.6%	100%
Missing	6	refused	19	0.13%	
	7	legitimate skip	13883	94.2%	
	8	don't know	10	0.07%	
		Total	13,912	94.4%	

Valid	Invalid	Minimum	Maximum
826	13912	0	1

H2RX26_1 - S25Q26 PARTNR1-GRADE NOW-W2

Type	Code
Measurement Unit	numeric
H2RX26_1	26_1. 1st RX Partner: [If SCHOOL YEAR:] What grade is {INITIALS} in now? [If SUMMER:] What grade was {INITIALS} in during the 1995-96 school year?

			Frequency	% of total	% of valid
--	--	--	-----------	------------	------------

Valid	1	first grade	7	0.05%	0.57%
	6	sixth grade	1	0.01%	0.08%
	7	seventh grade	24	0.16%	1.97%
	8	eighth grade	84	0.57%	6.9%
	9	ninth grade	167	1.13%	13.71%
	10	tenth grade	164	1.11%	13.46%
	11	eleventh grade	223	1.51%	18.31%
	12	twelfth grade	169	1.15%	13.88%
	13	{INITIALS} has graduated from high school, and is in another kind of school	122	0.83%	10.02%
	14	{INITIALS} has graduated from high school, and is out of school	140	0.95%	11.49%
	15	{INITIALS} has dropped out of school	65	0.44%	5.34%
	16	{INITIALS} is in school, but you don't know what grade	11	0.07%	0.9%
	17	you don't know whether {INITIALS} is in school	41	0.28%	3.37%
	Total	1,218	8.26%	100%	
Missing	96	refused	28	0.19%	
	97	legitimate skip	13468	91.38%	
	98	don't know	24	0.16%	
	Total	13,520	91.74%		

Valid	Invalid	Minimum	Maximum
1218	13520	1	17

Type	Numeric (Double)
H2RX27_1	27_1. 1st RX Partner: How old is {INITIALS} now?

			Frequency	% of total	% of valid
Missing	96	refused	29	0.2%	
	97	legitimate skip	13468	91.38%	
	98	don't know	29	0.2%	
	Total		13,526	91.78%	

Valid	Invalid	Minimum	Maximum	Mean	StdDev
1212	13526	11	39	17.639438...	2.9679592...

 H2RX28_1 - S25RI28 PARTNR1-HISPANIC/LATINO-W2

Type	Code
Measurement Unit	numeric
H2RX28_1	28_1. 1st RX Partner: Is {INITIALS} of Hispanic or Latino origin?

			Frequency	% of total	% of valid
Valid	0	no	1014	6.88%	82.57%
	1	yes	214	1.45%	17.43%
Total			1,228	8.33%	100%
Missing	6	refused	25	0.17%	
	7	legitimate skip	13468	91.38%	
	8	don't know	17	0.12%	
Total			13,510	91.67%	

Valid	Invalid	Minimum	Maximum
1228	13510	0	1

 H2RX29A1 - S25RI29A PARTNR1-MEXICAN-W2

Type	Code
Measurement Unit	numeric
H2RX29A1	29A1. 1st RX Partner: What is {INITIALS}'s Hispanic or Latino background? You may choose more than one answer. Mexican/Mexican American

			Frequency	% of total	% of valid
Valid	0	not marked	122	0.83%	57.28%
	1	marked	91	0.62%	42.72%
Total			213	1.45%	100%
Missing	7	legitimate skip	14524	98.55%	
	8	don't know	1	0.01%	
Total			14,525	98.55%	

Valid	Invalid	Minimum	Maximum
213	14525	0	1

 H2RX29B1 - S25RI29B PARTNR1-CHICANO-W2

Type	Code
Measurement Unit	numeric

H2RX29B1	29B1. 1st RX Partner: What is {INITIALS}'s Hispanic or Latino background? You may choose more than one answer. Chicano/Chicana
----------	--

			Frequency	% of total	% of valid
Valid	0	not marked	194	1.32%	91.08%
	1	marked	19	0.13%	8.92%
Total			213	1.45%	100%
Missing	7	legitimate skip	14524	98.55%	
	8	don't know	1	0.01%	
Total			14,525	98.55%	

Valid	Invalid	Minimum	Maximum
213	14525	0	1

H2RX29C1 - S25RI29C PARTNR1-CUBAN-W2

Type	Code
Measurement Unit	numeric
H2RX29C1	29C1. 1st RX Partner: What is {INITIALS}'s Hispanic or Latino background? You may choose more than one answer. Cuban/Cuban American

			Frequency	% of total	% of valid
Valid	0	not marked	182	1.23%	85.45%
	1	marked	31	0.21%	14.55%
Total			213	1.45%	100%
Missing	7	legitimate skip	14524	98.55%	
	8	don't know	1	0.01%	
Total			14,525	98.55%	

Valid	Invalid	Minimum	Maximum
213	14525	0	1

H2RX29D1 - S25RI29D PARTNR1-PUERTO RICAN-W2

Type	Code
Measurement Unit	numeric
H2RX29D1	29D1. 1st RX Partner: What is {INITIALS}'s Hispanic or Latino background? You may choose more than one answer. Puerto Rican

			Frequency	% of total	% of valid
Valid	0	not marked	169	1.15%	79.34%
	1	marked	44	0.3%	20.66%

		Total	213	1.45%	100%
Missing	7	legitimate skip	14524	98.55%	
	8	don't know	1	0.01%	
		Total	14,525	98.55%	

Valid	Invalid	Minimum	Maximum
213	14525	0	1

H2RX29E1 - S25RI29E PARTNR1-CENTR/SOUTH AMERICAN-W2

Type	Code
Measurement Unit	numeric
H2RX29E1	29E1. 1st RX Partner: What is {INITIALS}'s Hispanic or Latino background? You may choose more than one answer. Central/South American

			Frequency	% of total	% of valid
Valid	0	not marked	196	1.33%	92.02%
	1	marked	17	0.12%	7.98%
		Total	213	1.45%	100%
Missing	7	legitimate skip	14524	98.55%	
	8	don't know	1	0.01%	
		Total	14,525	98.55%	

Valid	Invalid	Minimum	Maximum
213	14525	0	1

H2RX29F1 - S25RI29F PARTNR1-OTHER HISPANIC-W2

Type	Code
Measurement Unit	numeric
H2RX29F1	29F1. 1st RX Partner: What is {INITIALS}'s Hispanic or Latino background? You may choose more than one answer. other Hispanic

			Frequency	% of total	% of valid
Valid	0	not marked	180	1.22%	84.51%
	1	marked	33	0.22%	15.49%
		Total	213	1.45%	100%
Missing	7	legitimate skip	14524	98.55%	
	8	don't know	1	0.01%	
		Total	14,525	98.55%	

Valid	Invalid	Minimum	Maximum
-------	---------	---------	---------

213	14525	0	1
-----	-------	---	---

Type	Code
Measurement Unit	numeric
H2RX30A1	30A1. 1st RX Partner: What is {INITIALS}'s race? If {INITIALS} is of mixed race, you may choose more than one answer. white

			Frequency	% of total	% of valid
Valid	0	not marked	570	3.87%	46.38%
	1	marked	659	4.47%	53.62%
	Total		1,229	8.34%	100%
Missing	6	refused	24	0.16%	
	7	legitimate skip	13468	91.38%	
	8	don't know	17	0.12%	
	Total		13,509	91.66%	

Valid	Invalid	Minimum	Maximum
1229	13509	0	1

Type	Code
Measurement Unit	numeric
H2RX30B1	30B1. 1st RX Partner: What is {INITIALS}'s race? If {INITIALS} is of mixed race, you may choose more than one answer. black or African American

			Frequency	% of total	% of valid
Valid	0	not marked	867	5.88%	70.55%
	1	marked	362	2.46%	29.45%
	Total		1,229	8.34%	100%
Missing	6	refused	24	0.16%	
	7	legitimate skip	13468	91.38%	
	8	don't know	17	0.12%	
	Total		13,509	91.66%	

Valid	Invalid	Minimum	Maximum
1229	13509	0	1

Type	Code
------	------

Measurement Unit	numeric
H2RX30C1	30C1. 1st RX Partner: What is {INITIALS}'s race? If {INITIALS} is of mixed race, you may choose more than one answer. American Indian or Native American

			Frequency	% of total	% of valid
Valid	0	not marked	1180	8.01%	96.01%
	1	marked	49	0.33%	3.99%
Total			1,229	8.34%	100%
Missing	6	refused	24	0.16%	
	7	legitimate skip	13468	91.38%	
	8	don't know	17	0.12%	
Total			13,509	91.66%	

Valid	Invalid	Minimum	Maximum
1229	13509	0	1

H2RX30D1 - S25RI30D PARTNR1-ASIAN-W2

Type	Code
Measurement Unit	numeric
H2RX30D1	30D1. 1st RX Partner: What is {INITIALS}'s race? If {INITIALS} is of mixed race, you may choose more than one answer. Asian or Pacific Islander

			Frequency	% of total	% of valid
Valid	0	not marked	1182	8.02%	96.18%
	1	marked	47	0.32%	3.82%
Total			1,229	8.34%	100%
Missing	6	refused	24	0.16%	
	7	legitimate skip	13468	91.38%	
	8	don't know	17	0.12%	
Total			13,509	91.66%	

Valid	Invalid	Minimum	Maximum
1229	13509	0	1

H2RX30E1 - S25RI30E PARTNR1-OTHER RACE-W2

Type	Code
Measurement Unit	numeric
H2RX30E1	30E1. 1st RX Partner: What is {INITIALS}'s race? If {INITIALS} is of mixed race, you may choose more than one answer. other

			Frequency	% of total	% of valid
--	--	--	-----------	------------	------------

Valid	0	not marked	1083	7.35%	88.12%
	1	marked	146	0.99%	11.88%
		Total	1,229	8.34%	100%
Missing	6	refused	24	0.16%	
	7	legitimate skip	13468	91.38%	
	8	don't know	17	0.12%	
		Total	13,509	91.66%	

Valid	Invalid	Minimum	Maximum
1229	13509	0	1

H2RX31A1 - S25RI31A PARTNR1-CHINESE-W2

Type	Code
Measurement Unit	numeric
H2RX31A1	31A1. 1st RX Partner: What is {INITIALS}'s Asian background? You may choose more than one answer. Chinese

			Frequency	% of total	% of valid
Valid	0	not marked	42	0.28%	89.36%
	1	marked	5	0.03%	10.64%
		Total	47	0.32%	100%
Missing	7	legitimate skip	14691	99.68%	
		Total	14,691	99.68%	

Valid	Invalid	Minimum	Maximum
47	14691	0	1

H2RX31B1 - S25RI31B PARTNR1-FILIPINO-W2

Type	Code
Measurement Unit	numeric
H2RX31B1	31B1. 1st RX Partner: What is {INITIALS}'s Asian background? You may choose more than one answer. Filipino

			Frequency	% of total	% of valid
Valid	0	not marked	17	0.12%	36.17%
	1	marked	30	0.2%	63.83%
		Total	47	0.32%	100%
Missing	7	legitimate skip	14691	99.68%	
		Total	14,691	99.68%	

Valid	Invalid	Minimum	Maximum
47	14691	0	1

H2RX31C1 - S25RI31C PARTNR1-JAPANESE-W2

Type	Code
Measurement Unit	numeric
H2RX31C1	31C1. 1st RX Partner: What is {INITIALS}'s Asian background? You may choose more than one answer. Japanese

			Frequency	% of total	% of valid
Valid	0	not marked	43	0.29%	91.49%
	1	marked	4	0.03%	8.51%
		Total	47	0.32%	100%
Missing	7	legitimate skip	14691	99.68%	
		Total	14,691	99.68%	

Valid	Invalid	Minimum	Maximum
47	14691	0	1

H2RX31D1 - S25RI31D PARTNR1-ASIAN INDIAN-W2

Type	Code
Measurement Unit	numeric
H2RX31D1	31D1. 1st RX Partner: What is {INITIALS}'s Asian background? You may choose more than one answer. Asian Indian

			Frequency	% of total	% of valid
Valid	0	not marked	47	0.32%	100%
		Total	47	0.32%	100%
Missing	7	legitimate skip	14691	99.68%	
		Total	14,691	99.68%	

Valid	Invalid	Minimum	Maximum
47	14691	0	0

H2RX31E1 - S25RI31E PARTNR1-KOREAN-W2

Type	Code
Measurement Unit	numeric
H2RX31E1	31E1. 1st RX Partner: What is {INITIALS}'s Asian background? You may choose more than one answer. Korean

			Frequency	% of total	% of valid
Valid	0	not marked	44	0.3%	93.62%
	1	marked	3	0.02%	6.38%
		Total	47	0.32%	100%
Missing	7	legitimate skip	14691	99.68%	
	Total		14,691	99.68%	

Valid	Invalid	Minimum	Maximum
47	14691	0	1

Type	Code
Measurement Unit	numeric
H2RX31F1	31F1. 1st RX Partner: What is {INITIALS}'s Asian background? You may choose more than one answer. Vietnamese

			Frequency	% of total	% of valid
Valid	0	not marked	45	0.31%	95.74%
	1	marked	2	0.01%	4.26%
		Total	47	0.32%	100%
Missing	7	legitimate skip	14691	99.68%	
	Total		14,691	99.68%	

Valid	Invalid	Minimum	Maximum
47	14691	0	1

Type	Code
Measurement Unit	numeric
H2RX31G1	31G1. 1st RX Partner: What is {INITIALS}'s Asian background? You may choose more than one answer. other

			Frequency	% of total	% of valid
Valid	0	not marked	39	0.26%	82.98%
	1	marked	8	0.05%	17.02%
		Total	47	0.32%	100%
Missing	7	legitimate skip	14691	99.68%	
	Total		14,691	99.68%	

Valid	Invalid	Minimum	Maximum

47	14691	0	1
----	-------	---	---

H2RX32_1 - S25Q32 PARTNR1-GENDER-W2

Type	Code
Measurement Unit	numeric
H2RX32_1	32_1. 1st RX Partner: What is {INITIALS}'s sex?

			Frequency	% of total	% of valid
Valid	1	male	517	3.51%	41.86%
	2	female	718	4.87%	58.14%
	Total		1,235	8.38%	100%
Missing	6	refused	24	0.16%	
	7	legitimate skip	13468	91.38%	
	8	don't know	11	0.07%	
Total		13,503	91.62%		

Valid	Invalid	Minimum	Maximum
1235	13503	1	2

H2RX33A1 - S25Q33A PARTNR1-GROUP DATE-W2

Type	Code
Measurement Unit	numeric
H2RX33A1	33A1. 1st RX Partner: Go through the deck of cards and reject any cards that describe things that have NOT happened in your romantic relationship with {INITIALS}: You went out together in a group.

			Frequency	% of total	% of valid
Valid	0	card rejected	474	3.22%	40.72%
	1	card kept	685	4.65%	58.85%
	2	card kept but R refused to order event in Q34	3	0.02%	0.26%
	3	card kept but R did not know order of event in Q34	2	0.01%	0.17%
Total		1,164	7.9%	100%	
Missing	6	refused	70	0.47%	
	7	legitimate skip	13468	91.38%	
	8	don't know	36	0.24%	
Total		13,574	92.1%		

Valid	Invalid	Minimum	Maximum
1164	13574	0	3

 H2RX33B1 - S25Q33B PARTNR1-MET PARENTS-W2

Type	Code
Measurement Unit	numeric
H2RX33B1	33B1. 1st RX Partner: Go through the deck of cards and reject any cards that describe things that have NOT happened in your romantic relationship with {INITIALS}: You met your partneRespondent's parents.

			Frequency	% of total	% of valid
Valid	0	card rejected	516	3.5%	43.84%
	1	card kept	656	4.45%	55.73%
	2	card kept but R refused to order event in Q34	4	0.03%	0.34%
	3	card kept but R did not know order of event in Q34	1	0.01%	0.08%
		Total	1,177	7.99%	100%
Missing	6	refused	61	0.41%	
	7	legitimate skip	13468	91.38%	
	8	don't know	32	0.22%	
		Total	13,561	92.01%	

Valid	Invalid	Minimum	Maximum
1177	13561	0	3

 H2RX33C1 - S25Q33C PARTNR1-SAID WERE A COUPLE-W2

Type	Code
Measurement Unit	numeric
H2RX33C1	33C1. 1st RX Partner: Go through the deck of cards and reject any cards that describe things that have NOT happened in your romantic relationship with {INITIALS}: You told other people that you were a couple.

			Frequency	% of total	% of valid
Valid	0	card rejected	514	3.49%	43.71%
	1	card kept	658	4.46%	55.95%
	2	card kept but R refused to order event in Q34	3	0.02%	0.26%
	3	card kept but R did not know order of event in Q34	1	0.01%	0.09%
		Total	1,176	7.98%	100%

Missing	6	refused	62	0.42%	
	7	legitimate skip	13468	91.38%	
	8	don't know	32	0.22%	
		Total	13,562	92.02%	

Valid	Invalid	Minimum	Maximum
1176	13562	0	3

H2RX33D1 - S25Q33D PARTNR1-SAW LESS OF FRIENDS-W2

Type	Code
Measurement Unit	numeric
H2RX33D1	33D1. 1st RX Partner: Go through the deck of cards and reject any cards that describe things that have NOT happened in your romantic relationship with {INITIALS}: You saw less of your other friends so you could spend more time with your partner.

			Frequency	% of total	% of valid
Valid	0	card rejected	725	4.92%	61.34%
	1	card kept	452	3.07%	38.24%
	2	card kept but R refused to order event in Q34	3	0.02%	0.25%
	3	card kept but R did not know order of event in Q34	2	0.01%	0.17%
		Total	1,182	8.02%	100%
Missing	6	refused	56	0.38%	
	7	legitimate skip	13468	91.38%	
	8	don't know	32	0.22%	
		Total	13,556	91.98%	

Valid	Invalid	Minimum	Maximum
1182	13556	0	3

H2RX33E1 - S25Q33E PARTNR1-WENT OUT ALONE-W2

Type	Code
Measurement Unit	numeric
H2RX33E1	33E1. 1st RX Partner: Go through the deck of cards and reject any cards that describe things that have NOT happened in your romantic relationship with {INITIALS}: You and your partner went out together alone.

			Frequency	% of total	% of valid
--	--	--	-----------	------------	------------

Valid	0	card rejected	486	3.3%	41.4%
	1	card kept	684	4.64%	58.26%
	2	card kept but R refused to order event in Q34	3	0.02%	0.26%
	3	card kept but R did not know order of event in Q34	1	0.01%	0.09%
		Total	1,174	7.97%	100%
Missing	6	refused	59	0.4%	
	7	legitimate skip	13468	91.38%	
	8	don't know	37	0.25%	
		Total	13,564	92.03%	

Valid	Invalid	Minimum	Maximum
1174	13564	0	3

H2RX33F1 - S25Q33F PARTNR1-HELD HANDS-W2

Type	Code
Measurement Unit	numeric
H2RX33F1	33F1. 1st RX Partner: Go through the deck of cards and reject any cards that describe things that have NOT happened in your romantic relationship with {INITIALS}: You held hands.

			Frequency	% of total	% of valid
Valid	0	card rejected	274	1.86%	23.26%
	1	card kept	899	6.1%	76.32%
	2	card kept but R refused to order event in Q34	3	0.02%	0.25%
	3	card kept but R did not know order of event in Q34	2	0.01%	0.17%
		Total	1,178	7.99%	100%
Missing	6	refused	60	0.41%	
	7	legitimate skip	13468	91.38%	
	8	don't know	32	0.22%	
		Total	13,560	92.01%	

Valid	Invalid	Minimum	Maximum
1178	13560	0	3

H2RX33G1 - S25Q33G PARTNR1-EXCHANGED PRESENTS-W2

Type	Code
------	------

Measurement Unit	numeric
H2RX33G1	33G1. 1st RX Partner: Go through the deck of cards and reject any cards that describe things that have NOT happened in your romantic relationship with {INITIALS}: You gave each other presents.

			Frequency	% of total	% of valid
Valid	0	card rejected	666	4.52%	56.54%
	1	card kept	508	3.45%	43.12%
	2	card kept but R refused to order event in Q34	2	0.01%	0.17%
	3	card kept but R did not know order of event in Q34	2	0.01%	0.17%
		Total	1,178	7.99%	100%
Missing	6	refused	60	0.41%	
	7	legitimate skip	13468	91.38%	
	8	don't know	32	0.22%	
		Total	13,560	92.01%	

Valid	Invalid	Minimum	Maximum
1178	13560	0	3

H2RX33H1 - S25Q33H PARTNR1-SAID LOVED EACH OTHER-W2

Type	Code
Measurement Unit	numeric
H2RX33H1	33H1. 1st RX Partner: Go through the deck of cards and reject any cards that describe things that have NOT happened in your romantic relationship with {INITIALS}: You told each other that you loved each other.

			Frequency	% of total	% of valid
Valid	0	card rejected	555	3.77%	46.99%
	1	card kept	622	4.22%	52.67%
	2	card kept but R refused to order event in Q34	2	0.01%	0.17%
	3	card kept but R did not know order of event in Q34	2	0.01%	0.17%
		Total	1,181	8.01%	100%
Missing	6	refused	58	0.39%	
	7	legitimate skip	13468	91.38%	
	8	don't know	31	0.21%	
		Total	13,557	91.99%	

Valid	Invalid	Minimum	Maximum

1181	13557	0	3
------	-------	---	---

H2RX33I1 - S25Q33I PARTNR1-CONSIDERED A COUPLE-W2

Type	Code
Measurement Unit	numeric
H2RX33I1	33I1. 1st RX Partner: Go through the deck of cards and reject any cards that describe things that have NOT happened in your romantic relationship with {INITIALS}: You thought of yourselves as a couple.

			Frequency	% of total	% of valid
Valid	0	card rejected	492	3.34%	41.66%
	1	card kept	685	4.65%	58%
	2	card kept but R refused to order event in Q34	2	0.01%	0.17%
	3	card kept but R did not know order of event in Q34	2	0.01%	0.17%
		Total	1,181	8.01%	100%
Missing	6	refused	57	0.39%	
	7	legitimate skip	13468	91.38%	
	8	don't know	32	0.22%	
		Total	13,557	91.99%	

Valid	Invalid	Minimum	Maximum
1181	13557	0	3

H2RX33J1 - S25Q33J PARTNR1-TALKED CONTRACEPT-W2

Type	Code
Measurement Unit	numeric
H2RX33J1	33J1. 1st RX Partner: Go through the deck of cards and reject any cards that describe things that have NOT happened in your romantic relationship with {INITIALS}: You talked about contraception or sexually transmitted diseases.

			Frequency	% of total	% of valid
Valid	0	card rejected	749	5.08%	63.64%
	1	card kept	423	2.87%	35.94%
	2	card kept but R refused to order event in Q34	3	0.02%	0.25%
	3	card kept but R did not know order of event in Q34	2	0.01%	0.17%
		Total	1,177	7.99%	100%

Missing	6	refused	60	0.41%	
	7	legitimate skip	13468	91.38%	
	8	don't know	33	0.22%	
		Total	13,561	92.01%	

Valid	Invalid	Minimum	Maximum
1177	13561	0	3

H2RX33K1 - S25Q33K PARTNR1-KISSED-W2

Type	Code
Measurement Unit	numeric
H2RX33K1	33K1. 1st RX Partner: Go through the deck of cards and reject any cards that describe things that have NOT happened in your romantic relationship with {INITIALS}: You kissed.

			Frequency	% of total	% of valid
Valid	0	card rejected	242	1.64%	20.53%
	1	card kept	932	6.32%	79.05%
	2	card kept but R refused to order event in Q34	2	0.01%	0.17%
	3	card kept but R did not know order of event in Q34	3	0.02%	0.25%
		Total	1,179	8%	100%
Missing	6	refused	60	0.41%	
	7	legitimate skip	13468	91.38%	
	8	don't know	31	0.21%	
		Total	13,559	92%	

Valid	Invalid	Minimum	Maximum
1179	13559	0	3

H2RX33L1 - S25Q33L PARTNR1-TOUCHED EACH OTHER-W2

Type	Code
Measurement Unit	numeric
H2RX33L1	33L1. 1st RX Partner: Go through the deck of cards and reject any cards that describe things that have NOT happened in your romantic relationship with {INITIALS}: You touched each other under your clothing or with no clothes on.

			Frequency	% of total	% of valid
--	--	--	-----------	------------	------------

Valid	0	card rejected	425	2.88%	36.05%
	1	card kept	749	5.08%	63.53%
	2	card kept but R refused to order event in Q34	2	0.01%	0.17%
	3	card kept but R did not know order of event in Q34	3	0.02%	0.25%
		Total	1,179	8%	100%
Missing	6	refused	59	0.4%	
	7	legitimate skip	13468	91.38%	
	8	don't know	32	0.22%	
		Total	13,559	92%	

Valid	Invalid	Minimum	Maximum
1179	13559	0	3

H2RX33M1 - S25Q33M PARTNR1-HAD SEX-W2

Type	Code
Measurement Unit	numeric
H2RX33M1	33M1. 1st RX Partner: Go through the deck of cards and reject any cards that describe things that have NOT happened in your romantic relationship with {INITIALS}: You had sexual intercourse.

			Frequency	% of total	% of valid
Valid	0	card rejected	440	2.99%	37.41%
	1	card kept	732	4.97%	62.24%
	2	card kept but R refused to order event in Q34	2	0.01%	0.17%
	3	card kept but R did not know order of event in Q34	2	0.01%	0.17%
		Total	1,176	7.98%	100%
Missing	6	refused	62	0.42%	
	7	legitimate skip	13468	91.38%	
	8	don't know	32	0.22%	
		Total	13,562	92.02%	

Valid	Invalid	Minimum	Maximum
1176	13562	0	3

H2RX33N1 - S25Q33N PARTNR1-TOUCHED GENITALS-W2

Type	Code
------	------

Measurement Unit	numeric
H2RX33N1	33N1. 1st RX Partner: Go through the deck of cards and reject any cards that describe things that have NOT happened in your romantic relationship with {INITIALS}: You touched each other Respondent's genitals (private parts).

			Frequency	% of total	% of valid
Valid	0	card rejected	484	3.28%	41.05%
	1	card kept	691	4.69%	58.61%
	2	card kept but R refused to order event in Q34	1	0.01%	0.08%
	3	card kept but R did not know order of event in Q34	3	0.02%	0.25%
Total			1,179	8%	100%
Missing	6	refused	63	0.43%	
	7	legitimate skip	13468	91.38%	
	8	don't know	28	0.19%	
Total			13,559	92%	

Valid	Invalid	Minimum	Maximum
1179	13559	0	3

H2RX33O1 - S25Q33O PARTNR1-GOT PREGNANT-W2

Type	Code
Measurement Unit	numeric
H2RX33O1	33O1. 1st RX Partner: Go through the deck of cards and reject any cards that describe things that have NOT happened in your romantic relationship with {INITIALS}: Your partner or you got pregnant.

			Frequency	% of total	% of valid
Valid	0	card rejected	1059	7.19%	89.97%
	1	card kept	117	0.79%	9.94%
	2	card kept but R refused to order event in Q34	1	0.01%	0.08%
Total			1,177	7.99%	100%
Missing	6	refused	65	0.44%	
	7	legitimate skip	13468	91.38%	
	8	don't know	28	0.19%	
Total			13,561	92.01%	

Valid	Invalid	Minimum	Maximum
1177	13561	0	2

 H2RX34A1 - S25Q34A PARTNR1-FIRST EVENT-W2

Type	Code
Measurement Unit	numeric
H2RX34A1	34A1. 1st RX Partner: Enter the first thing that happened in your relationship with {INITIALS}.

			Frequency	% of total	% of valid
Valid	1	you went out together in a group	431	2.92%	42.09%
	2	you met your partner's parents	142	0.96%	13.87%
	3	you told other people that you were a couple	41	0.28%	4%
	4	you saw less of other friends so you could spend more time with your partner	10	0.07%	0.98%
	5	you and your partner went out together alone	71	0.48%	6.93%
	6	you held hands	135	0.92%	13.18%
	7	you gave each other presents	16	0.11%	1.56%
	8	you told each other you loved each other	17	0.12%	1.66%
	9	you thought of yourselves as a couple	68	0.46%	6.64%
	10	you talked about contraception or sexually transmitted diseases	9	0.06%	0.88%
	11	you kissed	59	0.4%	5.76%
	12	You touched each other under your clothing or with no clothes on	7	0.05%	0.68%
	13	you had sexual intercourse	12	0.08%	1.17%
	14	you touched each others' genitals (private parts)	4	0.03%	0.39%
	15	your partner or you got pregnant	2	0.01%	0.2%
		Total	1,024	6.95%	100%
Missing	97	legitimate skip	13714	93.05%	
		Total	13,714	93.05%	

Valid	Invalid	Minimum	Maximum
1024	13714	1	15

 H2RX34B1 - S25Q34B PARTNR1-SECOND EVENT-W2

Type	Code
Measurement Unit	numeric
H2RX34B1	34B1. 1st RX Partner: Enter the next [second] thing that happened in your relationship.

			Frequency	% of total	% of valid
Valid	1	you went out together in a group	65	0.44%	6.54%
	2	you met your partner's parents	202	1.37%	20.32%
	3	you told other people that you were a couple	133	0.9%	13.38%
	4	you saw less of other friends so you could spend more time with your partner	26	0.18%	2.62%
	5	you and your partner went out together alone	93	0.63%	9.36%
	6	you held hands	195	1.32%	19.62%
	7	you gave each other presents	15	0.1%	1.51%
	8	you told each other you loved each other	22	0.15%	2.21%
	9	you thought of yourselves as a couple	55	0.37%	5.53%
	10	you talked about contraception or sexually transmitted diseases	14	0.09%	1.41%
	11	you kissed	145	0.98%	14.59%
	12	You touched each other under your clothing or with no clothes on	14	0.09%	1.41%
	13	you had sexual intercourse	8	0.05%	0.8%
	14	you touched each others' genitals (private parts)	4	0.03%	0.4%
	15	your partner or you got pregnant	3	0.02%	0.3%
		Total	994	6.74%	100%
Missing	97	legitimate skip	13744	93.26%	
		Total	13,744	93.26%	

Valid	Invalid	Minimum	Maximum
994	13744	1	15

 H2RX34C1 - S25Q34C PARTNR1-3RD EVENT-W2

Type	Code
Measurement Unit	numeric
H2RX34C1	34C1. 1st RX Partner: Enter the next [third] thing that happened in your relationship.

			Frequency	% of total	% of valid
Valid	1	you went out together in a group	33	0.22%	3.38%
	2	you met your partner's parents	66	0.45%	6.76%
	3	you told other people that you were a couple	176	1.19%	18.03%
	4	you saw less of other friends so you could spend more time with your partner	68	0.46%	6.97%
	5	you and your partner went out together alone	90	0.61%	9.22%
	6	you held hands	166	1.13%	17.01%
	7	you gave each other presents	31	0.21%	3.18%
	8	you told each other you loved each other	41	0.28%	4.2%
	9	you thought of yourselves as a couple	63	0.43%	6.45%
	10	you talked about contraception or sexually transmitted diseases	20	0.14%	2.05%
	11	you kissed	149	1.01%	15.27%
	12	You touched each other under your clothing or with no clothes on	44	0.3%	4.51%
	13	you had sexual intercourse	13	0.09%	1.33%
	14	you touched each others' genitals (private parts)	16	0.11%	1.64%
		Total	976	6.62%	100%
Missing	97	legitimate skip	13762	93.38%	
		Total	13,762	93.38%	

Valid	Invalid	Minimum	Maximum
976	13762	1	14

 H2RX34D1 - S25Q34D PARTNR1-4TH EVENT-W2

Type	Code
Measurement Unit	numeric
H2RX34D1	34D1. 1st RX Partner: Enter the next [fourth] thing that happened in your relationship.

			Frequency	% of total	% of valid
Valid	1	you went out together in a group	29	0.2%	3.05%
	2	you met your partner's parents	35	0.24%	3.68%
	3	you told other people that you were a couple	63	0.43%	6.63%
	4	you saw less of other friends so you could spend more time with your partner	132	0.9%	13.89%
	5	you and your partner went out together alone	114	0.77%	12%
	6	you held hands	123	0.83%	12.95%
	7	you gave each other presents	35	0.24%	3.68%
	8	you told each other you loved each other	45	0.31%	4.74%
	9	you thought of yourselves as a couple	97	0.66%	10.21%
	10	you talked about contraception or sexually transmitted diseases	14	0.09%	1.47%
	11	you kissed	136	0.92%	14.32%
	12	You touched each other under your clothing or with no clothes on	56	0.38%	5.89%
	13	you had sexual intercourse	26	0.18%	2.74%
	14	you touched each others' genitals (private parts)	43	0.29%	4.53%
	15	your partner or you got pregant	2	0.01%	0.21%
		Total	950	6.45%	100%
Missing	97	legitimate skip	13788	93.55%	
		Total	13,788	93.55%	

Valid	Invalid	Minimum	Maximum
950	13788	1	15

H2RX34E1 - S25Q34E PARTNR1-5TH EVENT-W2

Type	Code
Measurement Unit	numeric

H2RX34E1	34E1. 1st RX Partner: Enter the next [fifth] thing that happened in your relationship.
----------	--

			Frequency	% of total	% of valid
Valid	1	you went out together in a group	29	0.2%	3.21%
	2	you met your partner's parents	48	0.33%	5.31%
	3	you told other people that you were a couple	76	0.52%	8.41%
	4	you saw less of other friends so you could spend more time with your partner	29	0.2%	3.21%
	5	you and your partner went out together alone	139	0.94%	15.38%
	6	you held hands	114	0.77%	12.61%
	7	you gave each other presents	50	0.34%	5.53%
	8	you told each other you loved each other	62	0.42%	6.86%
	9	you thought of yourselves as a couple	83	0.56%	9.18%
	10	you talked about contraception or sexually transmitted diseases	31	0.21%	3.43%
	11	you kissed	79	0.54%	8.74%
	12	You touched each other under your clothing or with no clothes on	61	0.41%	6.75%
	13	you had sexual intercourse	39	0.26%	4.31%
	14	you touched each others' genitals (private parts)	61	0.41%	6.75%
	15	your partner or you got pregnant	3	0.02%	0.33%
		Total	904	6.13%	100%
Missing	97	legitimate skip	13834	93.87%	
		Total	13,834	93.87%	

Valid	Invalid	Minimum	Maximum
904	13834	1	15

H2RX34F1 - S25Q34F PARTNR1-6TH EVENT-W2

Type	Code
Measurement Unit	numeric
H2RX34F1	34F1. 1st RX Partner: Enter the next [sixth] thing that happened in your relationship.

			Frequency	% of total	% of valid
Valid	1	you went out together in a group	18	0.12%	2.12%
	2	you met your partner's parents	45	0.31%	5.3%
	3	you told other people that you were a couple	57	0.39%	6.71%
	4	you saw less of other friends so you could spend more time with your partner	36	0.24%	4.24%
	5	you and your partner went out together alone	54	0.37%	6.36%
	6	you held hands	120	0.81%	14.13%
	7	you gave each other presents	68	0.46%	8.01%
	8	you told each other you loved each other	67	0.45%	7.89%
	9	you thought of yourselves as a couple	69	0.47%	8.13%
	10	you talked about contraception or sexually transmitted diseases	25	0.17%	2.94%
	11	you kissed	94	0.64%	11.07%
	12	You touched each other under your clothing or with no clothes on	76	0.52%	8.95%
	13	you had sexual intercourse	57	0.39%	6.71%
	14	you touched each others' genitals (private parts)	61	0.41%	7.18%
	15	your partner or you got pregnant	2	0.01%	0.24%
	Total		849	5.76%	100%
Missing	97	legitimate skip	13889	94.24%	
	Total		13,889	94.24%	

Valid	Invalid	Minimum	Maximum
849	13889	1	15

 H2RX34G1 - S25Q34G PARTNR1-7TH EVENT-W2

Type	Code
Measurement Unit	numeric
H2RX34G1	34G1. 1st RX Partner: Enter the next [seventh] thing that happened in your relationship.

	Frequency	% of total	% of valid
--	-----------	------------	------------

Valid	1	you went out together in a group	25	0.17%	3.21%
	2	you met your partner's parents	28	0.19%	3.59%
	3	you told other people that you were a couple	46	0.31%	5.91%
	4	you saw less of other friends so you could spend more time with your partner	33	0.22%	4.24%
	5	you and your partner went out together alone	44	0.3%	5.65%
	6	you held hands	15	0.1%	1.93%
	7	you gave each other presents	121	0.82%	15.53%
	8	you told each other you loved each other	95	0.64%	12.2%
	9	you thought of yourselves as a couple	66	0.45%	8.47%
	10	you talked about contraception or sexually transmitted diseases	35	0.24%	4.49%
	11	you kissed	66	0.45%	8.47%
	12	You touched each other under your clothing or with no clothes on	80	0.54%	10.27%
	13	you had sexual intercourse	70	0.47%	8.99%
	14	you touched each others' genitals (private parts)	52	0.35%	6.68%
	15	your partner or you got pregnant	3	0.02%	0.39%
		Total	779	5.29%	100%
Missing	97	legitimate skip	13959	94.71%	
		Total	13,959	94.71%	

Valid	Invalid	Minimum	Maximum
779	13959	1	15

Type	Code
Measurement Unit	numeric
H2RX34H1	34H1. 1st RX Partner: Enter the next [eighth] thing that happened in your relationship.

	Frequency	% of total	% of valid
--	-----------	------------	------------

Valid	1	you went out together in a group	12	0.08%	1.73%
	2	you met your partner's parents	29	0.2%	4.17%
	3	you told other people that you were a couple	23	0.16%	3.31%
	4	you saw less of other friends so you could spend more time with your partner	46	0.31%	6.62%
	5	you and your partner went out together alone	31	0.21%	4.46%
	6	you held hands	12	0.08%	1.73%
	7	you gave each other presents	54	0.37%	7.77%
	8	you told each other you loved each other	121	0.82%	17.41%
	9	you thought of yourselves as a couple	64	0.43%	9.21%
	10	you talked about contraception or sexually transmitted diseases	40	0.27%	5.76%
	11	you kissed	49	0.33%	7.05%
	12	You touched each other under your clothing or with no clothes on	62	0.42%	8.92%
	13	you had sexual intercourse	82	0.56%	11.8%
	14	you touched each others' genitals (private parts)	68	0.46%	9.78%
	15	your partner or you got pregnant	2	0.01%	0.29%
		Total	695	4.72%	100%
Missing	97	legitimate skip	14043	95.28%	
		Total	14,043	95.28%	

Valid	Invalid	Minimum	Maximum
695	14043	1	15

Type	Code
Measurement Unit	numeric
H2RX34I1	34I1. 1st RX Partner: Enter the next [ninth] thing that happened in your relationship.

	Frequency	% of total	% of valid
--	-----------	------------	------------

Valid	1	you went out together in a group	14	0.09%	2.34%
	2	you met your partner's parents	20	0.14%	3.34%
	3	you told other people that you were a couple	16	0.11%	2.67%
	4	you saw less of other friends so you could spend more time with your partner	22	0.15%	3.67%
	5	you and your partner went out together alone	27	0.18%	4.51%
	6	you held hands	7	0.05%	1.17%
	7	you gave each other presents	42	0.28%	7.01%
	8	you told each other you loved each other	58	0.39%	9.68%
	9	you thought of yourselves as a couple	89	0.6%	14.86%
	10	you talked about contraception or sexually transmitted diseases	51	0.35%	8.51%
	11	you kissed	43	0.29%	7.18%
	12	You touched each other under your clothing or with no clothes on	80	0.54%	13.36%
	13	you had sexual intercourse	62	0.42%	10.35%
	14	you touched each others' genitals (private parts)	63	0.43%	10.52%
	15	your partner or you got pregnant	5	0.03%	0.83%
		Total	599	4.06%	100%
Missing	97	legitimate skip	14139	95.94%	
		Total	14,139	95.94%	

Valid	Invalid	Minimum	Maximum
599	14139	1	15

Type	Code
Measurement Unit	numeric
H2RX34J1	34J1. 1st RX Partner: Enter the next [tenth] thing that happened in your relationship.

	Frequency	% of total	% of valid
--	-----------	------------	------------

Valid	1	you went out together in a group	7	0.05%	1.44%
	2	you met your partner's parents	9	0.06%	1.85%
	3	you told other people that you were a couple	9	0.06%	1.85%
	4	you saw less of other friends so you could spend more time with your partner	12	0.08%	2.46%
	5	you and your partner went out together alone	11	0.07%	2.26%
	6	you held hands	5	0.03%	1.03%
	7	you gave each other presents	27	0.18%	5.54%
	8	you told each other you loved each other	50	0.34%	10.27%
	9	you thought of yourselves as a couple	15	0.1%	3.08%
	10	you talked about contraception or sexually transmitted diseases	95	0.64%	19.51%
	11	you kissed	33	0.22%	6.78%
	12	You touched each other under your clothing or with no clothes on	81	0.55%	16.63%
	13	you had sexual intercourse	68	0.46%	13.96%
	14	you touched each others' genitals (private parts)	61	0.41%	12.53%
	15	your partner or you got pregnant	4	0.03%	0.82%
		Total	487	3.3%	100%
Missing	97	legitimate skip	14251	96.7%	
		Total	14,251	96.7%	

Valid	Invalid	Minimum	Maximum
487	14251	1	15

H2RX34K1 - S25Q34K PARTNR1-11TH EVENT-W2

Type	Code
Measurement Unit	numeric
H2RX34K1	34K1. 1st RX Partner: Enter the next [eleventh] thing that happened in your relationship.

	Frequency	% of total	% of valid
--	-----------	------------	------------

Valid	1	you went out together in a group	8	0.05%	1.9%
	2	you met your partner's parents	13	0.09%	3.09%
	3	you told other people that you were a couple	6	0.04%	1.43%
	4	you saw less of other friends so you could spend more time with your partner	12	0.08%	2.85%
	5	you and your partner went out together alone	5	0.03%	1.19%
	6	you held hands	4	0.03%	0.95%
	7	you gave each other presents	17	0.12%	4.04%
	8	you told each other you loved each other	18	0.12%	4.28%
	9	you thought of yourselves as a couple	9	0.06%	2.14%
	10	you talked about contraception or sexually transmitted diseases	38	0.26%	9.03%
	11	you kissed	68	0.46%	16.15%
	12	You touched each other under your clothing or with no clothes on	83	0.56%	19.71%
	13	you had sexual intercourse	64	0.43%	15.2%
	14	you touched each others' genitals (private parts)	72	0.49%	17.1%
	15	your partner or you got pregnant	4	0.03%	0.95%
		Total	421	2.86%	100%
Missing	97	legitimate skip	14317	97.14%	
		Total	14,317	97.14%	

Valid	Invalid	Minimum	Maximum
421	14317	1	15

Type	Code
Measurement Unit	numeric
H2RX34L1	34L1. 1st RX Partner: Enter the next [twelfth] thing that happened in your relationship.

	Frequency	% of total	% of valid
--	-----------	------------	------------

Valid	1	you went out together in a group	6	0.04%	1.83%
	2	you met your partner's parents	8	0.05%	2.44%
	3	you told other people that you were a couple	8	0.05%	2.44%
	4	you saw less of other friends so you could spend more time with your partner	7	0.05%	2.13%
	5	you and your partner went out together alone	1	0.01%	0.3%
	6	you held hands	1	0.01%	0.3%
	7	you gave each other presents	16	0.11%	4.88%
	8	you told each other you loved each other	10	0.07%	3.05%
	9	you thought of yourselves as a couple	4	0.03%	1.22%
	10	you talked about contraception or sexually transmitted diseases	21	0.14%	6.4%
	11	you kissed	5	0.03%	1.52%
	12	You touched each other under your clothing or with no clothes on	87	0.59%	26.52%
	13	you had sexual intercourse	83	0.56%	25.3%
	14	you touched each others' genitals (private parts)	64	0.43%	19.51%
	15	your partner or you got pregnant	7	0.05%	2.13%
		Total	328	2.23%	100%
Missing	97	legitimate skip	14410	97.77%	
		Total	14,410	97.77%	

Valid	Invalid	Minimum	Maximum
328	14410	1	15

Type	Code
Measurement Unit	numeric
H2RX34M1	34M1. 1st RX Partner: Enter the next [thirteenth] thing that happened in your relationship.

	Frequency	% of total	% of valid
--	-----------	------------	------------

Valid	1	you went out together in a group	4	0.03%	1.63%
	2	you met your partner's parents	5	0.03%	2.03%
	3	you told other people that you were a couple	4	0.03%	1.63%
	4	you saw less of other friends so you could spend more time with your partner	12	0.08%	4.88%
	5	you and your partner went out together alone	3	0.02%	1.22%
	6	you held hands	1	0.01%	0.41%
	7	you gave each other presents	6	0.04%	2.44%
	8	you told each other you loved each other	11	0.07%	4.47%
	9	you thought of yourselves as a couple	3	0.02%	1.22%
	10	you talked about contraception or sexually transmitted diseases	19	0.13%	7.72%
	11	you kissed	4	0.03%	1.63%
	12	You touched each other under your clothing or with no clothes on	10	0.07%	4.07%
	13	you had sexual intercourse	96	0.65%	39.02%
	14	you touched each others' genitals (private parts)	59	0.4%	23.98%
	15	your partner or you got pregnant	9	0.06%	3.66%
		Total	246	1.67%	100%
Missing	97	legitimate skip	14492	98.33%	
		Total	14,492	98.33%	

Valid	Invalid	Minimum	Maximum
246	14492	1	15

 H2RX34N1 - S25Q34N PARTNR1-14TH EVENT-W2

Type	Code
Measurement Unit	numeric
H2RX34N1	34N1. 1st RX Partner: Enter the next [fourteenth] thing that happened in your relationship

	Frequency	% of total	% of valid
--	-----------	------------	------------

Valid	1	you went out together in a group	4	0.03%	2.34%
	2	you met your partner's parents	5	0.03%	2.92%
	4	you saw less of other friends so you could spend more time with your partner	6	0.04%	3.51%
	5	you and your partner went out together alone	1	0.01%	0.58%
	6	you held hands	1	0.01%	0.58%
	7	you gave each other presents	9	0.06%	5.26%
	8	you told each other you loved each other	5	0.03%	2.92%
	10	you talked about contraception or sexually transmitted diseases	11	0.07%	6.43%
	11	you kissed	1	0.01%	0.58%
	12	You touched each other under your clothing or with no clothes on	6	0.04%	3.51%
	13	you had sexual intercourse	50	0.34%	29.24%
	14	you touched each others' genitals (private parts)	61	0.41%	35.67%
	15	your partner or you got pregnant	11	0.07%	6.43%
		Total	171	1.16%	100%
	Missing	97	legitimate skip	14567	98.84%
		Total	14,567	98.84%	

Valid	Invalid	Minimum	Maximum
171	14567	1	15

H2RX34O1 - S25Q34O PARTNR1-15TH EVENT-W2

Type	Code
Measurement Unit	numeric
H2RX34O1	34O1. 1st RX Partner: Enter the next [fifteenth] thing that happened in your relationship.

	Frequency	% of total	% of valid
--	-----------	------------	------------

Valid	2	you met your partner's parents	1	0.01%	1.43%
	4	you saw less of other friends so you could spend more time with your partner	1	0.01%	1.43%
	7	you gave each other presents	1	0.01%	1.43%
	11	you kissed	1	0.01%	1.43%
	12	You touched each other under your clothing or with no clothes on	2	0.01%	2.86%
	13	you had sexual intercourse	2	0.01%	2.86%
	14	you touched each others' genitals (private parts)	2	0.01%	2.86%
	15	your partner or you got pregnant	60	0.41%	85.71%
		Total	70	0.47%	100%
Missing	97	legitimate skip	14668	99.53%	
		Total	14,668	99.53%	

Valid	Invalid	Minimum	Maximum
70	14668	2	15

H2RX35_1 - S25Q35 PARTNR1-HAD INTERCOURSE-W2

Type	Code
Measurement Unit	numeric
H2RX35_1	35_1. 1st RX Partner: Have you had sexual intercourse with {INITIALS}?

			Frequency	% of total	% of valid
Valid	0	no	114	0.77%	36.66%
	1	yes	197	1.34%	63.34%
		Total	311	2.11%	100%
Missing	6	refused	29	0.2%	
	7	legitimate skip	14387	97.62%	
	8	don't know	11	0.07%	
		Total	14,427	97.89%	

Valid	Invalid	Minimum	Maximum
311	14427	0	1

H2RX36_1 - S25Q36 PARTNR1-VERIFY INTERCOURSE-W2

Type	Code
Measurement Unit	numeric

H2RX36_1	36_1. 1st RX Partner: [If Respondent is male:] When you had sexual intercourse with {INITIALS} did you insert your penis into her vagina? [If Respondent is female:] When you had sexual intercourse with {INITIALS} did he insert his penis into your vagina?
----------	--

			Frequency	% of total	% of valid
Valid	0	no	51	0.35%	5.65%
	1	yes	852	5.78%	94.35%
	Total		903	6.13%	100%
Missing	.	missing	1	0.01%	
	6	refused	3	0.02%	
	7	legitimate skip	13831	93.85%	
Total		13,835	93.87%		

Valid	Invalid	Minimum	Maximum
903	13835	0	1

H2RX37M1 - S25Q37M PARTNR1-FIRST TIME SEX-MO-W2

Type	Code
Measurement Unit	numeric
H2RX37M1	37M1. 1st RX Partner: In what month [and year] did you first have sexual intercourse with {INITIALS}?

			Frequency	% of total	% of valid
Valid	1	January	41	0.28%	6.07%
	2	February	56	0.38%	8.28%
	3	March	60	0.41%	8.88%
	4	April	107	0.73%	15.83%
	5	May	114	0.77%	16.86%
	6	June	80	0.54%	11.83%
	7	July	34	0.23%	5.03%
	8	August	48	0.33%	7.1%
	9	September	27	0.18%	3.99%
	10	October	39	0.26%	5.77%
	11	November	35	0.24%	5.18%
	12	December	35	0.24%	5.18%
Total		676	4.59%	100%	
Missing	96	refused	20	0.14%	
	97	legitimate skip	13885	94.21%	
	98	don't know	157	1.07%	
Total		14,062	95.41%		

Valid	Invalid	Minimum	Maximum
676	14062	1	12

Type	Code
Measurement Unit	numeric
H2RX37Y1	37Y1. 1st RX Partner: In what [month and] year did you first have sexual intercourse with {INITIALS}?

			Frequency	% of total	% of valid
Valid	87	1987	1	0.01%	0.14%
	89	1989	1	0.01%	0.14%
	90	1990	2	0.01%	0.28%
	91	1991	2	0.01%	0.28%
	92	1992	9	0.06%	1.25%
	93	1993	31	0.21%	4.32%
	94	1994	67	0.45%	9.33%
	95	1995	266	1.8%	37.05%
	96	1996	339	2.3%	47.21%
	Total	718	4.87%	100%	
Missing	.	missing	1	0.01%	
	996	refused	19	0.13%	
	997	legitimate skip	13885	94.21%	
	998	don't know	115	0.78%	
	Total	14,020	95.13%		

Valid	Invalid	Minimum	Maximum
718	14020	87	96

Type	Code
Measurement Unit	numeric
H2RX38M1	38M1. 1st RX Partner: In what month [and year] did you have sexual intercourse with {INITIALS} most recently?

			Frequency	% of total	% of valid
--	--	--	-----------	------------	------------

Valid	1	January	22	0.15%	3.22%
	2	February	30	0.2%	4.39%
	3	March	46	0.31%	6.73%
	4	April	117	0.79%	17.13%
	5	May	148	1%	21.67%
	6	June	134	0.91%	19.62%
	7	July	55	0.37%	8.05%
	8	August	41	0.28%	6%
	9	September	14	0.09%	2.05%
	10	October	20	0.14%	2.93%
	11	November	20	0.14%	2.93%
	12	December	36	0.24%	5.27%
		Total	683	4.63%	100%
Missing	96	refused	19	0.13%	
	97	legitimate skip	13885	94.21%	
	98	don't know	151	1.02%	
		Total	14,055	95.37%	

Valid	Invalid	Minimum	Maximum
683	14055	1	12

Type	Code
Measurement Unit	numeric
H2RX38Y1	38Y1. 1st RX Partner: In what [month and] year did you have sexual intercourse with {INITIALS} most recently?

			Frequency	% of total	% of valid
Valid	90	1990	1	0.01%	0.14%
	92	1992	1	0.01%	0.14%
	93	1993	3	0.02%	0.42%
	94	1994	21	0.14%	2.93%
	95	1995	160	1.09%	22.32%
	96	1996	531	3.6%	74.06%
		Total	717	4.86%	100%
Missing	.	missing	1	0.01%	
	996	refused	21	0.14%	
	997	legitimate skip	13885	94.21%	
	998	don't know	114	0.77%	
		Total	14,021	95.14%	

Valid	Invalid	Minimum	Maximum
717	14021	90	96

H2RX39_1 - S25Q39 PARTNR1-SEX MORE THEN ONCE-W2

Type	Code
Measurement Unit	numeric
H2RX39_1	39_1. 1st RX Partner: Did you and {INITIALS} have intercourse once, or more than once?

			Frequency	% of total	% of valid
Valid	1	once	161	1.09%	40.66%
	2	more than once	235	1.59%	59.34%
		Total	396	2.69%	100%
Missing	6	refused	3	0.02%	
	7	legitimate skip	14337	97.28%	
	8	don't know	2	0.01%	
		Total	14,342	97.31%	

Valid	Invalid	Minimum	Maximum
396	14342	1	2

H2RX40_1 - S25Q40 PARTNR1-USE BIRTHCONTROL-W2

Type	Code
Measurement Unit	numeric
H2RX40_1	40_1. 1st RX Partner: Did you or {INITIALS} use any method of birth control?

			Frequency	% of total	% of valid
Valid	0	no	64	0.43%	39.75%
	1	yes	97	0.66%	60.25%
		Total	161	1.09%	100%
Missing	7	legitimate skip	14577	98.91%	
		Total	14,577	98.91%	

Valid	Invalid	Minimum	Maximum
161	14577	0	1

H2RX41A1 - S25Q41A PARTNR1-METHOD 1-W2

Type	Code
Measurement Unit	numeric

H2RX41A1	41A1. 1st RX Partner: What method of birth control did you or your partner use? If more than one method was used, you should choose more than one answer.
----------	---

			Frequency	% of total	% of valid
Valid	1	condoms (rubbers)	94	0.64%	96.91%
	4	birth control pills	2	0.01%	2.06%
	11	Depo Provera	1	0.01%	1.03%
		Total	97	0.66%	100%
Missing	97	legitimate skip	14641	99.34%	
		Total	14,641	99.34%	

Valid	Invalid	Minimum	Maximum
97	14641	1	11

H2RX41B1 - S25Q41B PARTNR1-METHOD 2-W2

Type	Code
Measurement Unit	numeric
H2RX41B1	41B1. 1st RX Partner: What other method of birth control did you or your partner use?

			Frequency	% of total	% of valid
Valid	1	condoms (rubbers)	1	0.01%	1.05%
	2	withdrawal	5	0.03%	5.26%
	3	rhythm (safe time)	1	0.01%	1.05%
	4	birth control pills	11	0.07%	11.58%
	6	foam, jelly, creme, suppositories	3	0.02%	3.16%
	11	Depo Provera	1	0.01%	1.05%
	13	some other method	1	0.01%	1.05%
	14	no other method	72	0.49%	75.79%
		Total	95	0.64%	100%
Missing	97	legitimate skip	14641	99.34%	
	98	don't know	2	0.01%	
		Total	14,643	99.36%	

Valid	Invalid	Minimum	Maximum
95	14643	1	14

H2RX41C1 - S25Q41C PARTNR1-METHOD 3-W2

Type	Code
Measurement Unit	numeric

H2RX41C1	41C1. 1st RX Partner: What other method of birth control did you or your partner use?
----------	---

			Frequency	% of total	% of valid
Valid	2	withdrawal	1	0.01%	4.55%
	3	rhythm (safe time)	1	0.01%	4.55%
	4	birth control pills	2	0.01%	9.09%
	6	foam, jelly, creme, suppositories	2	0.01%	9.09%
	14	no other method	16	0.11%	72.73%
Total			22	0.15%	100%
Missing	97	legitimate skip	14715	99.84%	
	98	don't know	1	0.01%	
Total			14,716	99.85%	

Valid	Invalid	Minimum	Maximum
22	14716	2	14

H2RX42_1 - S25Q42 PARTNR1-USE A CONDOM-W2

Type	Code
Measurement Unit	numeric
H2RX42_1	42_1. 1st RX Partner: Was a condom used when you had sexual intercourse with {INITIALS}?

			Frequency	% of total	% of valid
Valid	0	no	46	0.31%	69.7%
	1	yes	20	0.14%	30.3%
Total			66	0.45%	100%
Missing	7	legitimate skip	14672	99.55%	
	Total		14,672	99.55%	

Valid	Invalid	Minimum	Maximum
66	14672	0	1

H2RX43_1 - S25Q43 PARTNR1-USE OTHER METHOD-W2

Type	Code
Measurement Unit	numeric
H2RX43_1	43_1. 1st RX Partner: During that month when you and {INITIALS} had sexual intercourse, did either of you ever use any method of birth control?

			Frequency	% of total	% of valid
--	--	--	-----------	------------	------------

Valid	0	no	60	0.41%	25.53%
	1	yes	175	1.19%	74.47%
		Total	235	1.59%	100%
Missing	6	refused	2	0.01%	
	7	legitimate skip	14498	98.37%	
	8	don't know	3	0.02%	
		Total	14,503	98.41%	

Valid	Invalid	Minimum	Maximum
235	14503	0	1

H2RX44_1 - S25Q44 PARTNR1-BIRTHCONTROL ALWAYS-W2

Type	Code
Measurement Unit	numeric
H2RX44_1	44_1. 1st RX Partner: Did one or the other of you use some method of birth control every time you and {INITIALS} had sexual intercourse?

			Frequency	% of total	% of valid
Valid	0	no	33	0.22%	19.08%
	1	yes	140	0.95%	80.92%
		Total	173	1.17%	100%
Missing	7	legitimate skip	14563	98.81%	
	8	don't know	2	0.01%	
		Total	14,565	98.83%	

Valid	Invalid	Minimum	Maximum
173	14565	0	1

H2RX45A1 - S25Q45A PARTNR1-METHOD 1-W2

Type	Code
Measurement Unit	numeric
H2RX45A1	45A1. 1st RX Partner: What method of birth control did you or your partner use? If more than one method was used, you should choose more than one answer.

			Frequency	% of total	% of valid
--	--	--	-----------	------------	------------

Valid	1	condoms (rubbers)	152	1.03%	87.86%
	2	withdrawal	6	0.04%	3.47%
	4	birth control pills	6	0.04%	3.47%
	5	vaginal sponge	1	0.01%	0.58%
	10	ring	2	0.01%	1.16%
	11	Depo Provera	3	0.02%	1.73%
	12	contraceptive film	3	0.02%	1.73%
			Total	173	1.17%
Missing	96	refused	1	0.01%	
	97	legitimate skip	14563	98.81%	
	98	don't know	1	0.01%	
		Total	14,565	98.83%	

Valid	Invalid	Minimum	Maximum
173	14565	1	12

Type	Code
Measurement Unit	numeric
H2RX45B1	45B1. 1st RX Partner: What other method of birth control did you or your partner use?

			Frequency	% of total	% of valid
Valid	1	condoms (rubbers)	9	0.06%	5.26%
	2	withdrawal	31	0.21%	18.13%
	3	rhythm (safe time)	1	0.01%	0.58%
	4	birth control pills	34	0.23%	19.88%
	5	vaginal sponge	1	0.01%	0.58%
	6	foam, jelly, creme, suppositories	1	0.01%	0.58%
	9	Norplant	1	0.01%	0.58%
	11	Depo Provera	5	0.03%	2.92%
	12	contraceptive film	2	0.01%	1.17%
	14	no other method	86	0.58%	50.29%
			Total	171	1.16%
Missing	97	legitimate skip	14565	98.83%	
	98	don't know	2	0.01%	
		Total	14,567	98.84%	

Valid	Invalid	Minimum	Maximum
171	14567	1	14

 H2RX45C1 - S25Q45C PARTNR1-METHOD 3-W2

Type	Code
Measurement Unit	numeric
H2RX45C1	45C1. 1st RX Partner: What other method of birth control did you or your partner use?

			Frequency	% of total	% of valid
Valid	1	condoms (rubbers)	1	0.01%	1.2%
	2	withdrawal	2	0.01%	2.41%
	3	rhythm (safe time)	5	0.03%	6.02%
	4	birth control pills	7	0.05%	8.43%
	5	vaginal sponge	4	0.03%	4.82%
	6	foam, jelly, creme, suppositories	1	0.01%	1.2%
	9	Norplant	2	0.01%	2.41%
	13	some other method	3	0.02%	3.61%
	14	no other method	58	0.39%	69.88%
	Total	83	0.56%	100%	
Missing	96	refused	2	0.01%	
	97	legitimate skip	14653	99.42%	
	Total	14,655	99.44%		

Valid	Invalid	Minimum	Maximum
83	14655	1	14

 H2RX46_1 - S25Q46 PARTNR1-EVER USE CONDOM-W2

Type	Code
Measurement Unit	numeric
H2RX46_1	46_1. 1st RX Partner: Was a condom ever used when you had sexual intercourse with {INITIALS}?

			Frequency	% of total	% of valid
Valid	0	no	51	0.35%	69.86%
	1	yes	22	0.15%	30.14%
	Total	73	0.5%	100%	
Missing	6	refused	2	0.01%	
	7	legitimate skip	14660	99.47%	
	8	don't know	3	0.02%	
	Total	14,665	99.5%		

Valid	Invalid	Minimum	Maximum

73	14665	0	1
----	-------	---	---

H2RX47_1 - S25Q47 PARTNR1-USE >1 METHOD-W2

Type	Code
Measurement Unit	numeric
H2RX47_1	47_1. 1st RX Partner: Did you and {INITIALS} use more than one birth control method at the same time, or did you use these methods at different times?

			Frequency	% of total	% of valid
Valid	1	you used more than one method at the same time	48	0.33%	55.17%
	2	you used only one method at a time, but the method chosen was different from time to time	22	0.15%	25.29%
	3	sometimes you used only one method, and sometimes you used more than one	17	0.12%	19.54%
Total			87	0.59%	100%
Missing	.	missing	1	0.01%	
	6	refused	1	0.01%	
	7	legitimate skip	14649	99.4%	
Total			14,651	99.41%	

Valid	Invalid	Minimum	Maximum
87	14651	1	3

H2RX48_1 - S25Q48 PARTNR1-USE BIRTHCONTROL-W2

Type	Code
Measurement Unit	numeric
H2RX48_1	48_1. 1st RX Partner: Between {FIRST DATE} and {LAST DATE}, when you and {INITIALS} had sexual intercourse, did one or the other of you ever use any method of birth control?

			Frequency	% of total	% of valid
Valid	0	no	118	0.8%	26.22%
	1	yes	332	2.25%	73.78%
Total			450	3.05%	100%
Missing	6	refused	2	0.01%	
	7	legitimate skip	14286	96.93%	
Total			14,288	96.95%	

Valid	Invalid	Minimum	Maximum
450	14288	0	1

H2RX49_1 - S25Q49PARTNR1-ALWAYS BIRTHCONTROL-W2

Type	Code
Measurement Unit	numeric
H2RX49_1	49_1. 1st RX Partner: Throughout these months, did one or the other of you use some method of birth control every time you and {INITIALS} had sexual intercourse?

			Frequency	% of total	% of valid
Valid	0	no	74	0.5%	22.29%
	1	yes	258	1.75%	77.71%
	Total		332	2.25%	100%
Missing	7	legitimate skip	14406	97.75%	
	Total		14,406	97.75%	

Valid	Invalid	Minimum	Maximum
332	14406	0	1

H2RX50A1 - S25Q50A PARTNR1-METHOD 1-W2

Type	Code
Measurement Unit	numeric
H2RX50A1	50A1. 1st RX Partner: What method of birth control did you or your partner use?

			Frequency	% of total	% of valid
Valid	1	condoms (rubbers)	278	1.89%	83.73%
	2	withdrawal	6	0.04%	1.81%
	3	rhythm (safe time)	2	0.01%	0.6%
	4	birth control pills	29	0.2%	8.73%
	6	foam, jelly, creme, suppositories	1	0.01%	0.3%
	7	diaphragm, with or without jelly	1	0.01%	0.3%
	10	ring	2	0.01%	0.6%
	11	Depo Provera	7	0.05%	2.11%
	12	contraceptive film	3	0.02%	0.9%
	13	some other method	3	0.02%	0.9%
			Total	332	2.25%
Missing	97	legitimate skip	14406	97.75%	
	Total		14,406	97.75%	

Valid	Invalid	Minimum	Maximum
332	14406	1	13

Type	Code
Measurement Unit	numeric
H2RX50B1	50B1. 1st RX Partner: What other method of birth control did you or your partner use?

			Frequency	% of total	% of valid
Valid	1	condoms (rubbers)	15	0.1%	4.55%
	2	withdrawal	54	0.37%	16.36%
	3	rhythm (safe time)	4	0.03%	1.21%
	4	birth control pills	56	0.38%	16.97%
	5	vaginal sponge	1	0.01%	0.3%
	6	foam, jelly, creme, suppositories	9	0.06%	2.73%
	7	diaphragm, with or without jelly	1	0.01%	0.3%
	9	Norplant	1	0.01%	0.3%
	11	Depo Provera	11	0.07%	3.33%
	12	contraceptive film	3	0.02%	0.91%
	13	some other method	5	0.03%	1.52%
	14	no other method	170	1.15%	51.52%
		Total	330	2.24%	100%
	Missing	96	refused	1	0.01%
97		legitimate skip	14406	97.75%	
98		don't know	1	0.01%	
	Total	14,408	97.76%		

Valid	Invalid	Minimum	Maximum
330	14408	1	14

Type	Code
Measurement Unit	numeric
H2RX50C1	50C1. 1st RX Partner: What other method of birth control did you or your partner use?

	Frequency	% of total	% of valid
--	-----------	------------	------------

Valid	2	withdrawal	9	0.06%	5.73%
	3	rhythm (safe time)	2	0.01%	1.27%
	4	birth control pills	16	0.11%	10.19%
	5	vaginal sponge	3	0.02%	1.91%
	6	foam, jelly, creme, suppositories	3	0.02%	1.91%
	7	diaphragm, with or without jelly	2	0.01%	1.27%
	8	IUD (intrauterine device)	1	0.01%	0.64%
	11	Depo Provera	2	0.01%	1.27%
	13	some other method	2	0.01%	1.27%
	14	no other method	117	0.79%	74.52%
		Total	157	1.07%	100%
Missing	96	refused	1	0.01%	
	97	legitimate skip	14578	98.91%	
	98	don't know	2	0.01%	
		Total	14,581	98.93%	

Valid	Invalid	Minimum	Maximum
157	14581	2	14

H2RX51_1 - S25Q51 PARTNR1-EVER USE CONDOM-W2

Type	Code
Measurement Unit	numeric
H2RX51_1	51_1. 1st RX Partner: Was a condom ever used when you had sexual intercourse with {INITIALS}?

			Frequency	% of total	% of valid
Valid	0	no	88	0.6%	56.05%
	1	yes	69	0.47%	43.95%
		Total	157	1.07%	100%
Missing	6	refused	2	0.01%	
	7	legitimate skip	14579	98.92%	
		Total	14,581	98.93%	

Valid	Invalid	Minimum	Maximum
157	14581	0	1

H2RX52_1 - S25Q52 PARTNR1-USE >1 METHOD-W2

Type	Code
Measurement Unit	numeric

H2RX52_1	52_1. 1st RX Partner: Did you and {INITIALS} use more than one method of birth control at the same time, or did you use these methods at different times?
----------	---

			Frequency	% of total	% of valid
Valid	1	you used more than one method at the same time	76	0.52%	44.19%
	2	you used only one method at a time, but the method chosen was different from time to time	60	0.41%	34.88%
	3	sometimes you used only one method, and sometimes you used more than one	36	0.24%	20.93%
Total			172	1.17%	100%
Missing	7	legitimate skip	14565	98.83%	
	8	don't know	1	0.01%	
Total			14,566	98.83%	

Valid	Invalid	Minimum	Maximum
172	14566	1	3

H2RX53_1 - S25Q53 PARTNR1-NO. TIMES HAD SEX-W2

Type	Numeric (Double)
H2RX53_1	53_1. 1st RX Partner: About how many times have you and {INITIALS} had sexual intercourse since {FIRST DATE}?

			Frequency	% of total	% of valid
Missing	996	refused	18	0.12%	
	997	legitimate skip	14046	95.3%	
	998	don't know	60	0.41%	
Total			14,124	95.83%	

Valid	Invalid	Minimum	Maximum	Mean	StdDev
614	14124	1	900	25.470684...	64.826823...

H2RX54_1 - S25Q54 PARTNR1-EVER HAD ANAL IC-W2

Type	Code
Measurement Unit	numeric

H2RX54_1	54_1. 1st RX Partner: If Respondent is male: Have you ever had anal intercourse with {INITIALS}? That is, have you ever inserted your penis into her anus? If Respondent is female: Have you ever had anal intercourse with {INITIALS}? That is, has he ever inserted his penis into your anus?
----------	---

			Frequency	% of total	% of valid
Valid	0	no	71	0.48%	59.17%
	1	yes	49	0.33%	40.83%
	Total		120	0.81%	100%
Missing	6	refused	1	0.01%	
	7	legitimate skip	14617	99.18%	
	Total		14,618	99.19%	

Valid	Invalid	Minimum	Maximum
120	14618	0	1

Type	Code
Measurement Unit	numeric
H2RX55M1	55M1. 1st RX Partner: In what month [and year] did you first have anal intercourse with {INITIALS}?

			Frequency	% of total	% of valid
Valid	1	January	4	0.03%	11.43%
	2	February	2	0.01%	5.71%
	3	March	3	0.02%	8.57%
	4	April	5	0.03%	14.29%
	5	May	9	0.06%	25.71%
	6	June	2	0.01%	5.71%
	7	July	2	0.01%	5.71%
	8	August	1	0.01%	2.86%
	9	September	1	0.01%	2.86%
	10	October	2	0.01%	5.71%
	11	November	4	0.03%	11.43%
	Total		35	0.24%	100%
Missing	97	legitimate skip	14689	99.67%	
	98	don't know	14	0.09%	
	Total		14,703	99.76%	

Valid	Invalid	Minimum	Maximum
35	14703	1	11

 H2RX55Y1 - S25Q55 PARTNR1-YEAR FIRST ANAL IC-W2

Type	Code
Measurement Unit	numeric
H2RX55Y1	55Y1. 1st RX Partner: In what [month and] year did you first have anal intercourse with {INITIALS}?

			Frequency	% of total	% of valid
Valid	93	1993	1	0.01%	2.7%
	94	1994	4	0.03%	10.81%
	95	1995	11	0.07%	29.73%
	96	1996	21	0.14%	56.76%
		Total	37	0.25%	100%
Missing	996	refused	1	0.01%	
	997	legitimate skip	14689	99.67%	
	998	don't know	11	0.07%	
		Total	14,701	99.75%	


Valid	Invalid	Minimum	Maximum
37	14701	93	96

 H2RX56_1 - S25Q56 PARTNR1-WEAR CONDOM FIRST ANAL-W2

Type	Code
Measurement Unit	numeric
H2RX56_1	56_1. 1st RX Partner: If Respondent is male: Did you wear a condom the first time you had anal intercourse? If Respondent is female: Did he wear a condom the first time you had anal intercourse?

			Frequency	% of total	% of valid
Valid	0	no	27	0.18%	55.1%
	1	yes	22	0.15%	44.9%
		Total	49	0.33%	100%
Missing	7	legitimate skip	14689	99.67%	
		Total	14,689	99.67%	

Valid	Invalid	Minimum	Maximum
49	14689	0	1

 H2RX57M1 - S25Q57 PARTNR1-MONTH MOST RECENT ANAL-W2

Type	Code
------	------

Measurement Unit	numeric
H2RX57M1	57M1. 1st RX Partner: In what month [and year] did you have anal intercourse with {INITIALS} most recently?

			Frequency	% of total	% of valid
Valid	1	January	1	0.01%	2.78%
	2	February	2	0.01%	5.56%
	3	March	5	0.03%	13.89%
	4	April	7	0.05%	19.44%
	5	May	8	0.05%	22.22%
	6	June	6	0.04%	16.67%
	7	July	2	0.01%	5.56%
	8	August	2	0.01%	5.56%
	10	October	1	0.01%	2.78%
	11	November	2	0.01%	5.56%
		Total	36	0.24%	100%
Missing	96	refused	1	0.01%	
	97	legitimate skip	14689	99.67%	
	98	don't know	12	0.08%	
	Total	14,702	99.76%		

Valid	Invalid	Minimum	Maximum
36	14702	1	11

H2RX57Y1 - S25Q57 PARTNR1-YEAR MOST RECENT ANAL-W2

Type	Code
Measurement Unit	numeric
H2RX57Y1	57Y1. 1st RX Partner: In what [month and] year did you have anal intercourse with {INITIALS} most recently?

			Frequency	% of total	% of valid
Valid	94	1994	5	0.03%	12.82%
	95	1995	8	0.05%	20.51%
	96	1996	26	0.18%	66.67%
		Total	39	0.26%	100%
Missing	996	refused	1	0.01%	
	997	legitimate skip	14689	99.67%	
	998	don't know	9	0.06%	
	Total	14,699	99.74%		

Valid	Invalid	Minimum	Maximum
39	14699	94	96

 H2RX58_1 - S25Q58 PARTNR1-NO. TIMES ANAL-W2

Type	Numeric (Integer)
Measurement Unit	numeric
H2RX58_1	58_1. 1st RX Partner: If Respondent is male: About how many times have you and she had anal intercourse? If Respondent is female: About how many times have you and he had anal intercourse?

			Frequency	% of total	% of valid
Missing	997	legitimate skip	14689	99.67%	
	998	don't know	3	0.02%	
		Total	14,692	99.69%	

Valid	Invalid	Minimum	Maximum	Mean	StdDev
46	14692	1	33	4.4130434...	6.6885510...

 H2RX59_1 - S25Q59 PARTNR1-FREQ. USED CONDOM-ANAL-W2

Type	Code
Measurement Unit	numeric
H2RX59_1	59_1. 1st RX Partner: If Respondent is male: How often have you used a condom during anal intercourse with {INITIALS}? If Respondent is female: How often has he used a condom during anal intercourse with you?

			Frequency	% of total	% of valid
Valid	1	all of the time	9	0.06%	30%
	2	most of the time	6	0.04%	20%
	4	less than half of the time	2	0.01%	6.67%
	5	none of the time	13	0.09%	43.33%
		Total	30	0.2%	100%
Missing	7	legitimate skip	14708	99.8%	
		Total	14,708	99.8%	

Valid	Invalid	Minimum	Maximum
30	14708	1	5

 H2RX60_1 - S25Q60 PARTNR1-INSERTED PENIS IN ANUS-W2

Type	Code
Measurement Unit	numeric
H2RX60_1	60_1. 1st RX Partner: Has {INITIALS} ever inserted his penis into your anus?

			Frequency	% of total	% of valid
Valid	0	no	9	0.06%	64.29%
	1	yes	5	0.03%	35.71%
		Total	14	0.09%	100%
Missing	7	legitimate skip	14724	99.91%	
	Total		14,724	99.91%	

Valid	Invalid	Minimum	Maximum
14	14724	0	1

H2RX61M1 - S25Q61 PARTNR1-MONTH FIRST DID THIS-W2

Type	Code
Measurement Unit	numeric
H2RX61M1	61M1. 1st RX Partner: In what month [and year] did he do this with you the first time?

			Frequency	% of total	% of valid
Valid	2	February	1	0.01%	33.33%
	3	March	1	0.01%	33.33%
	4	April	1	0.01%	33.33%
		Total	3	0.02%	100%
Missing	97	legitimate skip	14733	99.97%	
	98	don't know	2	0.01%	
	Total		14,735	99.98%	

Valid	Invalid	Minimum	Maximum
3	14735	2	4

H2RX61Y1 - S25Q61 PARTNR1-YEAR FIRST DID THIS-W2

Type	Code
Measurement Unit	numeric
H2RX61Y1	61Y1. 1st RX Partner: In what [month and] year did he do this with you the first time?

			Frequency	% of total	% of valid
Valid	96	1996	3	0.02%	100%
	Total		3	0.02%	100%
Missing	997	legitimate skip	14733	99.97%	
	998	don't know	2	0.01%	
	Total		14,735	99.98%	

Valid	Invalid	Minimum	Maximum
3	14735	96	96

H2RX62_1 - S25Q62 PARTNR1-WEAR CONDOM FIRST TIME-W2

Type	Code
Measurement Unit	numeric
H2RX62_1	62_1. 1st RX Partner: Did he wear a condom the first time he did this with you?

			Frequency	% of total	% of valid
Valid	0	no	1	0.01%	20%
	1	yes	4	0.03%	80%
	Total		5	0.03%	100%
Missing	7	legitimate skip	14733	99.97%	
	Total		14,733	99.97%	

Valid	Invalid	Minimum	Maximum
5	14733	0	1

H2RX63M1 - S25Q63 PARTNR1-MONTH MOST RECENT-ANAL-W2

Type	Code
Measurement Unit	numeric
H2RX63M1	63M1. 1st RX Partner: In what month [and year] did he insert his penis into your anus most recently?

			Frequency	% of total	% of valid
Valid	2	February	1	0.01%	33.33%
	3	March	1	0.01%	33.33%
	4	April	1	0.01%	33.33%
	Total		3	0.02%	100%
Missing	97	legitimate skip	14733	99.97%	
	98	don't know	2	0.01%	
	Total		14,735	99.98%	

Valid	Invalid	Minimum	Maximum
3	14735	2	4

H2RX63Y1 - S25Q63 PARTNR1-YEAR MOST RECENT-ANAL-W2

Type	Code
Measurement Unit	numeric

H2RX63Y1	63Y1. 1st RX Partner: In what [month and] year did he insert his penis into your anus most recently?
----------	--

			Frequency	% of total	% of valid
Valid	96	1996	3	0.02%	100%
		Total	3	0.02%	100%
Missing	997	legitimate skip	14733	99.97%	
	998	don't know	2	0.01%	
		Total	14,735	99.98%	

Valid	Invalid	Minimum	Maximum
3	14735	96	96

H2RX64_1 - S25Q64 PARTNR1-NO. TIMES DID THIS-W2

Type	Numeric (Integer)
Measurement Unit	numeric
H2RX64_1	64_1. 1st RX Partner: About how many times has {INITIALS} inserted his penis into your anus?

			Frequency	% of total	% of valid
Missing	997	legitimate skip	14733	99.97%	
		Total	14,733	99.97%	

Valid	Invalid	Minimum	Maximum	Mean	StdDev
5	14733	1	15	4.8	5.8480766...

H2RX65_1 - S25Q65 PARTNR1-FREQ WEAR CONDOM-ANAL-W2

Type	Code
Measurement Unit	numeric
H2RX65_1	65_1. 1st RX Partner: How often did {INITIALS} wear a condom when he did this with you?

			Frequency	% of total	% of valid
Valid	1	all of the time	1	0.01%	33.33%
	2	most of the time	1	0.01%	33.33%
	5	none of the time	1	0.01%	33.33%
		Total	3	0.02%	100%
Missing	7	legitimate skip	14735	99.98%	
		Total	14,735	99.98%	

Valid	Invalid	Minimum	Maximum

3	14735	1	5
---	-------	---	---

H2RX66_1 - S25Q66 PARTNR1-PENIS IN PARTRS ANUS-W2

Type	Code
Measurement Unit	numeric
H2RX66_1	66_1. 1st RX Partner: Have you ever inserted your penis into {INITIALS}'s anus?

			Frequency	% of total	% of valid
Valid	0	no	9	0.06%	64.29%
	1	yes	5	0.03%	35.71%
	Total		14	0.09%	100%
Missing	7	legitimate skip	14724	99.91%	
	Total		14,724	99.91%	

Valid	Invalid	Minimum	Maximum
14	14724	0	1

H2RX67M1 - S25Q67 PARTNR1-MONTH FIRST DID THIS-W2

Type	Code
Measurement Unit	numeric
H2RX67M1	67M1. 1st RX Partner: In what month [and year] did you do this with {INITIALS} the first time?

			Frequency	% of total	% of valid
Valid	3	March	1	0.01%	33.33%
	4	April	1	0.01%	33.33%
	11	November	1	0.01%	33.33%
	Total		3	0.02%	100%
Missing	97	legitimate skip	14733	99.97%	
	98	don't know	2	0.01%	
	Total		14,735	99.98%	

Valid	Invalid	Minimum	Maximum
3	14735	3	11

H2RX67Y1 - S25Q67 PARTNR1-YEAR FIRST DID THIS-W2

Type	Code
Measurement Unit	numeric

H2RX67Y1	67Y1. 1st RX Partner: In what [month and] year did you do this with {INITIALS} the first time?
----------	--

			Frequency	% of total	% of valid
Valid	95	1995	1	0.01%	33.33%
	96	1996	2	0.01%	66.67%
Total			3	0.02%	100%
Missing	997	legitimate skip	14733	99.97%	
	998	don't know	2	0.01%	
Total			14,735	99.98%	

Valid	Invalid	Minimum	Maximum
3	14735	95	96

H2RX68_1 - S25Q68 PARTNR1-WEAR CONDOM FIRST TIME-W2

Type	Code
Measurement Unit	numeric
H2RX68_1	68_1. 1st RX Partner: Did you wear a condom the first time you did this with him?

			Frequency	% of total	% of valid
Valid	1	yes	4	0.03%	100%
	Total		4	0.03%	100%
Missing	7	legitimate skip	14733	99.97%	
	8	don't know	1	0.01%	
Total			14,734	99.97%	

Valid	Invalid	Minimum	Maximum
4	14734	1	1

H2RX69M1 - S25Q69 PARTNR1-MONTH MOST RECENT-ANAL-W2

Type	Code
Measurement Unit	numeric
H2RX69M1	69M1. 1st RX Partner: In what month [and year] did you insert your penis into {INITIALS}'s anus most recently?

			Frequency	% of total	% of valid
Valid	3	March	1	0.01%	33.33%
	4	April	2	0.01%	66.67%
Total			3	0.02%	100%

Missing	97	legitimate skip	14733	99.97%	
	98	don't know	2	0.01%	
		Total	14,735	99.98%	

Valid	Invalid	Minimum	Maximum
3	14735	3	4

H2RX69Y1 - S25Q69 PARTNR1-YEAR MOST RECENT-ANAL-W2

Type	Code
Measurement Unit	numeric
H2RX69Y1	69Y1. 1st RX Partner: In what [month and] year did you insert your penis into {INITIALS}'s anus most recently?

			Frequency	% of total	% of valid
Valid	96	1996	3	0.02%	100%
		Total	3	0.02%	100%
Missing	997	legitimate skip	14733	99.97%	
	998	don't know	2	0.01%	
		Total	14,735	99.98%	

Valid	Invalid	Minimum	Maximum
3	14735	96	96

H2RX70_1 - S25Q70 PARTNR1-NO. TIMES INSERT PENIS-W2

Type	Numeric (Integer)
Measurement Unit	numeric
H2RX70_1	70_1. 1st RX Partner: About how many times have you inserted your penis into his anus?

			Frequency	% of total	% of valid
Missing	997	legitimate skip	14733	99.97%	
	998	don't know	1	0.01%	
		Total	14,734	99.97%	

Valid	Invalid	Minimum	Maximum	Mean	StdDev
4	14734	1	50	16.75	22.940139...

H2RX71_1 - S25Q71 PARTNR1-HOW OFTEN WEAR CONDOM-W2

Type	Code
Measurement Unit	numeric

H2RX71_1	71_1. 1st RX Partner: How often did you wear a condom when you did this with him?
----------	---

			Frequency	% of total	% of valid
Valid	1	all of the time	2	0.01%	66.67%
	3	about half of the time	1	0.01%	33.33%
Total			3	0.02%	100%
Missing	7	legitimate skip	14735	99.98%	
	Total		14,735	99.98%	

Valid	Invalid	Minimum	Maximum
3	14735	1	3

H2NR19_1 - S25Q19 PARTNR1-AGE-W2

Type	Numeric (Double)
H2NR19_1	19_1. 1st NR Partner: How old is {INITIALS}?

			Frequency	% of total	% of valid
Missing	.	missing	2	0.01%	
	96	refused	60	0.41%	
	97	legitimate skip	13036	88.45%	
	98	don't know	54	0.37%	
Total			13,152	89.24%	

Valid	Invalid	Minimum	Maximum	Mean	StdDev
1586	13152	10	90	17.894703...	4.3367271...

H2NR20_1 - S25Q20 PARTNR1-SAMPLE SCH-W2

Type	Code
Measurement Unit	numeric
H2NR20_1	20_1. 1st NR Partner: [If SCHOOL YEAR:] Does {INITIALS} go to {SAMPLE SCHOOL}? [If SUMMER:] Did {INITIALS} go to {SAMPLE SCHOOL} this past school year?

			Frequency	% of total	% of valid
Valid	0	no	1236	8.39%	73.05%
	1	yes	456	3.09%	26.95%
	Total		1,692	11.48%	100%
Missing	6	refused	8	0.05%	
	7	legitimate skip	13036	88.45%	
	8	don't know	2	0.01%	

		Total	13,046	88.52%	
--	--	-------	--------	--------	--

Valid	Invalid	Minimum	Maximum
1692	13046	0	1

Type	Code
Measurement Unit	numeric
H2NR21_1	21_1. 1st NR Partner: [If SCHOOL YEAR:] Does {INITIALS} go to {SISTER SCHOOL}? [If SUMMER:] Did {INITIALS} go to {SISTER SCHOOL} this past school year?

			Frequency	% of total	% of valid
Valid	0	no	1011	6.86%	95.11%
	1	yes	52	0.35%	4.89%
		Total	1,063	7.21%	100%
Missing	6	refused	3	0.02%	
	7	legitimate skip	13671	92.76%	
	8	don't know	1	0.01%	
		Total	13,675	92.79%	

Valid	Invalid	Minimum	Maximum
1063	13675	0	1

Type	Code
Measurement Unit	numeric
H2NR22_1	22_1. 1st NR Partner: [If SCHOOL YEAR:] Did {INITIALS} go to {SAMPLE SCHOOL} during the 1994-95 school year, in other words, last school year? [If SUMMER:] Did {INITIALS} go to {SAMPLE SCHOOL} during the 1994-95 school year, in other words, the school year before this past one?

			Frequency	% of total	% of valid
Valid	0	no	1182	8.02%	72.16%
	1	yes	456	3.09%	27.84%
		Total	1,638	11.11%	100%
Missing	6	refused	44	0.3%	
	7	legitimate skip	13036	88.45%	
	8	don't know	20	0.14%	
		Total	13,100	88.89%	

Valid	Invalid	Minimum	Maximum
1638	13100	0	1

Type	Code
Measurement Unit	numeric
H2NR23_1	23_1. 1st NR Partner: [If SCHOOL YEAR:] Did {INITIALS} go to {SISTER SCHOOL} during the 1994-95 school year, in other words, last school year? [If SUMMER:] Did {INITIALS} go to {SISTER SCHOOL} during the 1994-95 school year, in other words, the school year before this past one?

			Frequency	% of total	% of valid
Valid	0	no	1123	7.62%	93.97%
	1	yes	72	0.49%	6.03%
	Total		1,195	8.11%	100%
Missing	6	refused	32	0.22%	
	7	legitimate skip	13492	91.55%	
	8	don't know	19	0.13%	
	Total		13,543	91.89%	

Valid	Invalid	Minimum	Maximum
1195	13543	0	1

Type	Code
Measurement Unit	numeric
H2NR24_1	24_1. 1st NR Partner: What is {INITIALS}'s sex?

			Frequency	% of total	% of valid
Valid	1	male	585	3.97%	35.37%
	2	female	1069	7.25%	64.63%
	Total		1,654	11.22%	100%
Missing	6	refused	40	0.27%	
	7	legitimate skip	13036	88.45%	
	8	don't know	8	0.05%	
	Total		13,084	88.78%	

Valid	Invalid	Minimum	Maximum
1654	13084	1	2

 H2NR25_1 - S25Q25 PARTNR1-HISPANIC/LATINO-W2

Type	Code
Measurement Unit	numeric
H2NR25_1	25_1. 1st NR Partner: Is {INITIALS} of Hispanic or Latino origin?

			Frequency	% of total	% of valid
Valid	0	no	1379	9.36%	83.83%
	1	yes	266	1.8%	16.17%
Total			1,645	11.16%	100%
Missing	6	refused	45	0.31%	
	7	legitimate skip	13036	88.45%	
	8	don't know	12	0.08%	
Total			13,093	88.84%	

Valid	Invalid	Minimum	Maximum
1645	13093	0	1

 H2NR26A1 - S25Q26A PARTNR1-MEXICAN-W2

Type	Code
Measurement Unit	numeric
H2NR26A1	26A1. 1st NR Partner: What is {INITIALS}'s Hispanic or Latino background? You may choose more than one answer. Mexican/Mexican American

			Frequency	% of total	% of valid
Valid	0	no	145	0.98%	55.13%
	1	yes	118	0.8%	44.87%
Total			263	1.78%	100%
Missing	7	legitimate skip	14472	98.2%	
	8	don't know	3	0.02%	
Total			14,475	98.22%	

Valid	Invalid	Minimum	Maximum
263	14475	0	1

 H2NR26B1 - S25Q26B PARTNR1-CHICANO-W2

Type	Code
Measurement Unit	numeric

H2NR26B1	26B1. 1st NR Partner: What is {INITIALS}'s Hispanic or Latino background? You may choose more than one answer. Chicano/Chicana
----------	--

			Frequency	% of total	% of valid
Valid	0	no	227	1.54%	86.31%
	1	yes	36	0.24%	13.69%
Total			263	1.78%	100%
Missing	7	legitimate skip	14472	98.2%	
	8	don't know	3	0.02%	
Total			14,475	98.22%	

Valid	Invalid	Minimum	Maximum
263	14475	0	1

H2NR26C1 - S25Q26C PARTNR1-CUBAN-W2

Type	Code
Measurement Unit	numeric
H2NR26C1	26C1. 1st NR Partner: What is {INITIALS}'s Hispanic or Latino background? You may choose more than one answer. Cuban/Cuban American

			Frequency	% of total	% of valid
Valid	0	no	239	1.62%	90.87%
	1	yes	24	0.16%	9.13%
Total			263	1.78%	100%
Missing	7	legitimate skip	14472	98.2%	
	8	don't know	3	0.02%	
Total			14,475	98.22%	

Valid	Invalid	Minimum	Maximum
263	14475	0	1

H2NR26D1 - S25Q26D PARTNR1-PUERTO RICAN-W2

Type	Code
Measurement Unit	numeric
H2NR26D1	26D1. 1st NR Partner: What is {INITIALS}'s Hispanic or Latino background? You may choose more than one answer. Puerto Rican

			Frequency	% of total	% of valid
Valid	0	no	211	1.43%	80.23%
	1	yes	52	0.35%	19.77%

		Total	263	1.78%	100%
Missing	7	legitimate skip	14472	98.2%	
	8	don't know	3	0.02%	
		Total	14,475	98.22%	

Valid	Invalid	Minimum	Maximum
263	14475	0	1

Type	Code
Measurement Unit	numeric
H2NR26E1	26E1. 1st NR Partner: What is {INITIALS}'s Hispanic or Latino background? You may choose more than one answer. Central/South American

			Frequency	% of total	% of valid
Valid	0	no	253	1.72%	96.2%
	1	yes	10	0.07%	3.8%
		Total	263	1.78%	100%
Missing	7	legitimate skip	14472	98.2%	
	8	don't know	3	0.02%	
		Total	14,475	98.22%	

Valid	Invalid	Minimum	Maximum
263	14475	0	1

Type	Code
Measurement Unit	numeric
H2NR26F1	26F1. 1st NR Partner: What is {INITIALS}'s Hispanic or Latino background? You may choose more than one answer. other Hispanic

			Frequency	% of total	% of valid
Valid	0	no	230	1.56%	87.45%
	1	yes	33	0.22%	12.55%
		Total	263	1.78%	100%
Missing	7	legitimate skip	14472	98.2%	
	8	don't know	3	0.02%	
		Total	14,475	98.22%	

Valid	Invalid	Minimum	Maximum
-------	---------	---------	---------

263	14475	0	1
-----	-------	---	---

Type	Code
Measurement Unit	numeric
H2NR27A1	27A1. 1st NR Partner: What is {INITIALS}'s race? If {INITIALS} is of mixed race, you may choose more than one answer. white

			Frequency	% of total	% of valid
Valid	0	not marked	752	5.1%	45.94%
	1	marked	885	6%	54.06%
	Total		1,637	11.11%	100%
Missing	6	refused	51	0.35%	
	7	legitimate skip	13036	88.45%	
	8	don't know	14	0.09%	
	Total		13,101	88.89%	

Valid	Invalid	Minimum	Maximum
1637	13101	0	1

Type	Code
Measurement Unit	numeric
H2NR27B1	27B1. 1st NR Partner: What is {INITIALS}'s race? If {INITIALS} is of mixed race, you may choose more than one answer. black or African American

			Frequency	% of total	% of valid
Valid	0	not marked	1144	7.76%	69.88%
	1	marked	493	3.35%	30.12%
	Total		1,637	11.11%	100%
Missing	6	refused	51	0.35%	
	7	legitimate skip	13036	88.45%	
	8	don't know	14	0.09%	
	Total		13,101	88.89%	

Valid	Invalid	Minimum	Maximum
1637	13101	0	1

Type	Code
------	------

Measurement Unit	numeric
H2NR27C1	27C1. 1st NR Partner: What is {INITIALS}'s race? If {INITIALS} is of mixed race, you may choose more than one answer. American Indian or Native American

			Frequency	% of total	% of valid
Valid	0	not marked	1589	10.78%	97.07%
	1	marked	48	0.33%	2.93%
	Total		1,637	11.11%	100%
Missing	6	refused	51	0.35%	
	7	legitimate skip	13036	88.45%	
	8	don't know	14	0.09%	
Total		13,101	88.89%		

Valid	Invalid	Minimum	Maximum
1637	13101	0	1

H2NR27D1 - S25Q27D PARTNR1-ASIAN-W2

Type	Code
Measurement Unit	numeric
H2NR27D1	27D1. 1st NR Partner: What is {INITIALS}'s race? If {INITIALS} is of mixed race, you may choose more than one answer. Asian or Pacific Islander

			Frequency	% of total	% of valid
Valid	0	not marked	1587	10.77%	96.95%
	1	marked	50	0.34%	3.05%
	Total		1,637	11.11%	100%
Missing	6	refused	51	0.35%	
	7	legitimate skip	13036	88.45%	
	8	don't know	14	0.09%	
Total		13,101	88.89%		

Valid	Invalid	Minimum	Maximum
1637	13101	0	1

H2NR27E1 - S25Q27E PARTNR1-OTHER-W2

Type	Code
Measurement Unit	numeric
H2NR27E1	27E1. 1st NR Partner: What is {INITIALS}'s race? If {INITIALS} is of mixed race, you may choose more than one answer. other

			Frequency	% of total	% of valid
--	--	--	-----------	------------	------------

Valid	0	not marked	1429	9.7%	87.29%
	1	marked	208	1.41%	12.71%
		Total	1,637	11.11%	100%
Missing	6	refused	51	0.35%	
	7	legitimate skip	13036	88.45%	
	8	don't know	14	0.09%	
		Total	13,101	88.89%	

Valid	Invalid	Minimum	Maximum
1637	13101	0	1

H2NR28A1 - S25Q28A PARTNR1-CHINESE-W2

Type	Code
Measurement Unit	numeric
H2NR28A1	28A1. 1st NR Partner: What is {INITIALS}'s Asian background? You may choose more than one answer. Chinese

			Frequency	% of total	% of valid
Valid	0	not marked	45	0.31%	90%
	1	marked	5	0.03%	10%
		Total	50	0.34%	100%
Missing	7	legitimate skip	14688	99.66%	
		Total	14,688	99.66%	

Valid	Invalid	Minimum	Maximum
50	14688	0	1

H2NR28B1 - S25Q28B PARTNR1-FILIPINO-W2

Type	Code
Measurement Unit	numeric
H2NR28B1	28B1. 1st NR Partner: What is {INITIALS}'s Asian background? You may choose more than one answer. Filipino

			Frequency	% of total	% of valid
Valid	0	not marked	18	0.12%	36%
	1	marked	32	0.22%	64%
		Total	50	0.34%	100%
Missing	7	legitimate skip	14688	99.66%	
		Total	14,688	99.66%	

Valid	Invalid	Minimum	Maximum
50	14688	0	1

H2NR28C1 - S25Q28C PARTNR1-JAPANESE-W2

Type	Code
Measurement Unit	numeric
H2NR28C1	28C1. 1st NR Partner: What is {INITIALS}'s Asian background? You may choose more than one answer. Japanese

			Frequency	% of total	% of valid
Valid	0	not marked	49	0.33%	98%
	1	marked	1	0.01%	2%
Total			50	0.34%	100%
Missing	7	legitimate skip	14688	99.66%	
	Total		14,688	99.66%	

Valid	Invalid	Minimum	Maximum
50	14688	0	1

H2NR28D1 - S25Q28D PARTNR1-ASIAN INDIAN-W2

Type	Code
Measurement Unit	numeric
H2NR28D1	28D1. 1st NR Partner: What is {INITIALS}'s Asian background? You may choose more than one answer. Asian Indian

			Frequency	% of total	% of valid
Valid	0	not marked	49	0.33%	98%
	1	marked	1	0.01%	2%
Total			50	0.34%	100%
Missing	7	legitimate skip	14688	99.66%	
	Total		14,688	99.66%	

Valid	Invalid	Minimum	Maximum
50	14688	0	1

H2NR28E1 - S25Q28E PARTNR1-KOREAN-W2

Type	Code
Measurement Unit	numeric

H2NR28E1	28E1. 1st NR Partner: What is {INITIALS}'s Asian background? You may choose more than one answer. Korean
----------	--

			Frequency	% of total	% of valid
Valid	0	not marked	47	0.32%	94%
	1	marked	3	0.02%	6%
Total			50	0.34%	100%
Missing	7	legitimate skip	14688	99.66%	
	Total		14,688	99.66%	

Valid	Invalid	Minimum	Maximum
50	14688	0	1

H2NR28F1 - S25Q28F PARTNR1-VIETNAMESE-W2

Type	Code
Measurement Unit	numeric
H2NR28F1	28F1. 1st NR Partner: What is {INITIALS}'s Asian background? You may choose more than one answer. Vietnamese

			Frequency	% of total	% of valid
Valid	0	not marked	46	0.31%	92%
	1	marked	4	0.03%	8%
Total			50	0.34%	100%
Missing	7	legitimate skip	14688	99.66%	
	Total		14,688	99.66%	

Valid	Invalid	Minimum	Maximum
50	14688	0	1

H2NR28G1 - S25Q28G PARTNR1-OTHER-W2

Type	Code
Measurement Unit	numeric
H2NR28G1	28G1. 1st NR Partner: What is {INITIALS}'s Asian background? You may choose more than one answer. other

			Frequency	% of total	% of valid
Valid	0	not marked	41	0.28%	82%
	1	marked	9	0.06%	18%
Total			50	0.34%	100%
Missing	7	legitimate skip	14688	99.66%	

		Total	14,688	99.66%	
--	--	-------	--------	--------	--

Valid	Invalid	Minimum	Maximum
50	14688	0	1

Type	Code
Measurement Unit	numeric
H2NR29A1	29A1. 1st NR Partner: Before you first had sex with {INITIALS}, in what ways did you know each other? If you knew {INITIALS} in more than one way, choose more than one answer. You went to the same school.

			Frequency	% of total	% of valid
Valid	0	not marked	1024	6.95%	64.2%
	1	marked	571	3.87%	35.8%
	Total		1,595	10.82%	100%
Missing	6	refused	80	0.54%	
	7	legitimate skip	13036	88.45%	
	8	don't know	27	0.18%	
	Total		13,143	89.18%	

Valid	Invalid	Minimum	Maximum
1595	13143	0	1

Type	Code
Measurement Unit	numeric
H2NR29B1	29B1. 1st NR Partner: Before you first had sex with {INITIALS}, in what ways did you know each other? If you knew {INITIALS} in more than one way, choose more than one answer. You went to the same church, synagogue, or place of worship.

			Frequency	% of total	% of valid
Valid	0	not marked	1541	10.46%	96.61%
	1	marked	54	0.37%	3.39%
	Total		1,595	10.82%	100%
Missing	6	refused	80	0.54%	
	7	legitimate skip	13036	88.45%	
	8	don't know	27	0.18%	
	Total		13,143	89.18%	

Valid	Invalid	Minimum	Maximum
1595	13143	0	1

H2NR29C1 - S25Q29C PARTNR1-NEIGHBOR-W2

Type	Code
Measurement Unit	numeric
H2NR29C1	29C1. 1st NR Partner: Before you first had sex with {INITIALS}, in what ways did you know each other? If you knew {INITIALS} in more than one way, choose more than one answer. You were neighbors.

			Frequency	% of total	% of valid
Valid	0	not marked	1481	10.05%	92.85%
	1	marked	114	0.77%	7.15%
	Total		1,595	10.82%	100%
Missing	6	refused	80	0.54%	
	7	legitimate skip	13036	88.45%	
	8	don't know	27	0.18%	
	Total		13,143	89.18%	

Valid	Invalid	Minimum	Maximum
1595	13143	0	1

H2NR29D1 - S25Q29D PARTNR1-CASUAL ACQUAINT-W2

Type	Code
Measurement Unit	numeric
H2NR29D1	29D1. 1st NR Partner: Before you first had sex with {INITIALS}, in what ways did you know each other? If you knew {INITIALS} in more than one way, choose more than one answer. You were casual acquaintances.

			Frequency	% of total	% of valid
Valid	0	not marked	1299	8.81%	81.44%
	1	marked	296	2.01%	18.56%
	Total		1,595	10.82%	100%
Missing	6	refused	80	0.54%	
	7	legitimate skip	13036	88.45%	
	8	don't know	27	0.18%	
	Total		13,143	89.18%	

Valid	Invalid	Minimum	Maximum
1595	13143	0	1

 H2NR29E1 - S25Q29E PARTNR1-FRIENDS-W2

Type	Code
Measurement Unit	numeric
H2NR29E1	29E1. 1st NR Partner: Before you first had sex with {INITIALS}, in what ways did you know each other? If you knew {INITIALS} in more than one way, choose more than one answer. You were friends.

			Frequency	% of total	% of valid
Valid	0	not marked	1008	6.84%	63.2%
	1	marked	587	3.98%	36.8%
	Total		1,595	10.82%	100%
Missing	6	refused	80	0.54%	
	7	legitimate skip	13036	88.45%	
	8	don't know	27	0.18%	
	Total		13,143	89.18%	

Valid	Invalid	Minimum	Maximum
1595	13143	0	1

 H2NR29F1 - S25Q29F PARTNR1-MUTUAL FRIEND-W2

Type	Code
Measurement Unit	numeric
H2NR29F1	29F1. 1st NR Partner: Before you first had sex with {INITIALS}, in what ways did you know each other? If you knew {INITIALS} in more than one way, choose more than one answer. {INITIALS} was a friend of another friend of yours.

			Frequency	% of total	% of valid
Valid	0	not marked	1176	7.98%	73.73%
	1	marked	419	2.84%	26.27%
	Total		1,595	10.82%	100%
Missing	6	refused	80	0.54%	
	7	legitimate skip	13036	88.45%	
	8	don't know	27	0.18%	
	Total		13,143	89.18%	

Valid	Invalid	Minimum	Maximum
1595	13143	0	1

 H2NR29G1 - S25Q29G PARTNR1-SOME OTHER WAY-W2

Type	Code
Measurement Unit	numeric
H2NR29G1	29G1. 1st NR Partner: Before you first had sex with {INITIALS}, in what ways did you know each other? If you knew {INITIALS} in more than one way, choose more than one answer. some other way

			Frequency	% of total	% of valid
Valid	0	not marked	1406	9.54%	88.15%
	1	marked	189	1.28%	11.85%
	Total		1,595	10.82%	100%
Missing	6	refused	80	0.54%	
	7	legitimate skip	13036	88.45%	
	8	don't know	27	0.18%	
	Total		13,143	89.18%	

Valid	Invalid	Minimum	Maximum
1595	13143	0	1

 H2NR29H1 - S25Q29H PARTNR1-STRANGER BEF SEX-W2

Type	Code
Measurement Unit	numeric
H2NR29H1	29H1. 1st NR Partner: Before you first had sex with {INITIALS}, in what ways did you know each other? If you knew {INITIALS} in more than one way, choose more than one answer. You did not know {INITIALS} before you had sex. {INITIALS} was a stranger.

			Frequency	% of total	% of valid
Valid	0	not marked	1493	10.13%	93.61%
	1	marked	102	0.69%	6.39%
	Total		1,595	10.82%	100%
Missing	6	refused	80	0.54%	
	7	legitimate skip	13036	88.45%	
	8	don't know	27	0.18%	
	Total		13,143	89.18%	

Valid	Invalid	Minimum	Maximum
1595	13143	0	1

 H2NR30_1 - S25Q30 PARTNR1-RESIDENCE LOCATION-W2

Type	Code
Measurement Unit	numeric
H2NR30_1	30_1. 1st NR Partner: When you had sex with {INITIALS} most recently, where did {HE/SHE} live?

			Frequency	% of total	% of valid
Valid	1	in your neighborhood	469	3.18%	29.2%
	2	not in your neighborhood	1137	7.71%	70.8%
Total			1,606	10.9%	100%
Missing	6	refused	74	0.5%	
	7	legitimate skip	13036	88.45%	
	8	don't know	22	0.15%	
Total			13,132	89.1%	

Valid	Invalid	Minimum	Maximum
1606	13132	1	2

 H2NR31_1 - S25Q31 PARTNR1-INSULT YOU IN PUBLIC-W2

Type	Code
Measurement Unit	numeric
H2NR31_1	31_1. 1st NR Partner: Did {INITIALS} call you names, insult you, or treat you disrespectfully in front of others?

			Frequency	% of total	% of valid
Valid	0	no	1504	10.2%	92.61%
	1	yes	120	0.81%	7.39%
Total			1,624	11.02%	100%
Missing	6	refused	60	0.41%	
	7	legitimate skip	13036	88.45%	
	8	don't know	18	0.12%	
Total			13,114	88.98%	

Valid	Invalid	Minimum	Maximum
1624	13114	0	1

 H2NR32M1 - S25Q32 PARTNR1-MONTH FIRST OCCURRED-W2

Type	Code
Measurement Unit	numeric

H2NR32M1	32M1. 1st NR Partner: In what month [and year] did {INITIALS} first do this?
----------	--

			Frequency	% of total	% of valid
Valid	1	January	8	0.05%	8.51%
	2	February	9	0.06%	9.57%
	3	March	4	0.03%	4.26%
	4	April	21	0.14%	22.34%
	5	May	12	0.08%	12.77%
	6	June	13	0.09%	13.83%
	7	July	4	0.03%	4.26%
	8	August	3	0.02%	3.19%
	9	September	4	0.03%	4.26%
	10	October	5	0.03%	5.32%
	11	November	6	0.04%	6.38%
	12	December	5	0.03%	5.32%
		Total	94	0.64%	100%
Missing	96	refused	5	0.03%	
	97	legitimate skip	14618	99.19%	
	98	don't know	21	0.14%	
		Total	14,644	99.36%	

Valid	Invalid	Minimum	Maximum
94	14644	1	12

H2NR32Y1 - S25Q32 PARTNR1-YEAR FIRST OCCURRED-W2

Type	Code
Measurement Unit	numeric
H2NR32Y1	32Y1. 1st NR Partner: In what [month and] year did {INITIALS} first do this?

			Frequency	% of total	% of valid
Valid	89	1989	1	0.01%	1.03%
	90	1990	1	0.01%	1.03%
	93	1993	3	0.02%	3.09%
	94	1994	4	0.03%	4.12%
	95	1995	34	0.23%	35.05%
	96	1996	54	0.37%	55.67%
		Total	97	0.66%	100%
Missing	996	refused	5	0.03%	
	997	legitimate skip	14618	99.19%	
	998	don't know	18	0.12%	
		Total	14,641	99.34%	

Valid	Invalid	Minimum	Maximum
97	14641	89	96

Type	Code
Measurement Unit	numeric
H2NR33_1	33_1. 1st NR Partner: Did {INITIALS} swear at you?

			Frequency	% of total	% of valid
Valid	0	no	1497	10.16%	91.67%
	1	yes	136	0.92%	8.33%
	Total		1,633	11.08%	100%
Missing	6	refused	54	0.37%	
	7	legitimate skip	13036	88.45%	
	8	don't know	15	0.1%	
	Total		13,105	88.92%	

Valid	Invalid	Minimum	Maximum
1633	13105	0	1

Type	Code
Measurement Unit	numeric
H2NR34M1	34M1. 1st NR Partner: In what month [and year] did {INITIALS} first do this?

			Frequency	% of total	% of valid
Valid	1	January	6	0.04%	5.88%
	2	February	12	0.08%	11.76%
	3	March	10	0.07%	9.8%
	4	April	19	0.13%	18.63%
	5	May	14	0.09%	13.73%
	6	June	15	0.1%	14.71%
	7	July	3	0.02%	2.94%
	8	August	4	0.03%	3.92%
	9	September	4	0.03%	3.92%
	10	October	4	0.03%	3.92%
	11	November	5	0.03%	4.9%
	12	December	6	0.04%	5.88%
Total		102	0.69%	100%	

Missing	96	refused	7	0.05%	
	97	legitimate skip	14602	99.08%	
	98	don't know	27	0.18%	
		Total	14,636	99.31%	

Valid	Invalid	Minimum	Maximum
102	14636	1	12

Type	Code
Measurement Unit	numeric
H2NR34Y1	34Y1. 1st NR Partner: In what [month and] year did {INITIALS} first do this?

			Frequency	% of total	% of valid
Valid	90	1990	1	0.01%	0.93%
	91	1991	1	0.01%	0.93%
	93	1993	3	0.02%	2.78%
	94	1994	6	0.04%	5.56%
	95	1995	38	0.26%	35.19%
	96	1996	59	0.4%	54.63%
		Total	108	0.73%	100%
Missing	996	refused	7	0.05%	
	997	legitimate skip	14602	99.08%	
	998	don't know	21	0.14%	
		Total	14,630	99.27%	

Valid	Invalid	Minimum	Maximum
108	14630	90	96

Type	Code
Measurement Unit	numeric
H2NR35_1	35_1. 1st NR Partner: Did {INITIALS} threaten you with violence?

			Frequency	% of total	% of valid
Valid	0	no	1597	10.84%	97.5%
	1	yes	41	0.28%	2.5%
		Total	1,638	11.11%	100%
Missing	6	refused	49	0.33%	
	7	legitimate skip	13036	88.45%	
	8	don't know	15	0.1%	

	Total	13,100	88.89%
--	-------	--------	--------

Valid	Invalid	Minimum	Maximum
1638	13100	0	1

Type	Code
Measurement Unit	numeric
H2NR36M1	36M1. 1st NR Partner: In what month [and year] did {INITIALS} first do this?

			Frequency	% of total	% of valid
Valid	1	January	4	0.03%	13.33%
	2	February	2	0.01%	6.67%
	3	March	6	0.04%	20%
	4	April	2	0.01%	6.67%
	5	May	5	0.03%	16.67%
	6	June	2	0.01%	6.67%
	7	July	2	0.01%	6.67%
	8	August	1	0.01%	3.33%
	10	October	3	0.02%	10%
	12	December	3	0.02%	10%
	Total		30	0.2%	100%
Missing	96	refused	2	0.01%	
	97	legitimate skip	14697	99.72%	
	98	don't know	9	0.06%	
	Total		14,708	99.8%	

Valid	Invalid	Minimum	Maximum
30	14708	1	12

Type	Code
Measurement Unit	numeric
H2NR36Y1	36Y1. 1st NR Partner: In what [month and] year did {INITIALS} first do this?

			Frequency	% of total	% of valid
Valid	89	1989	1	0.01%	3.13%
	93	1993	1	0.01%	3.13%
	94	1994	1	0.01%	3.13%
	95	1995	11	0.07%	34.38%
	96	1996	18	0.12%	56.25%

		Total	32	0.22%	100%
Missing	996	refused	2	0.01%	
	997	legitimate skip	14697	99.72%	
	998	don't know	7	0.05%	
		Total	14,706	99.78%	

Valid	Invalid	Minimum	Maximum
32	14706	89	96

H2NR37_1 - S25Q37 PARTNR1-PUSH/SHOVE YOU-W2

Type	Code
Measurement Unit	numeric
H2NR37_1	37_1. 1st NR Partner: Did {INITIALS} push or shove you?

			Frequency	% of total	% of valid
Valid	0	no	1573	10.67%	95.97%
	1	yes	66	0.45%	4.03%
		Total	1,639	11.12%	100%
Missing	6	refused	48	0.33%	
	7	legitimate skip	13036	88.45%	
	8	don't know	15	0.1%	
		Total	13,099	88.88%	

Valid	Invalid	Minimum	Maximum
1639	13099	0	1

H2NR38M1 - S25Q38 PARTNR1-MONTH FIRST OCCURRED-W2

Type	Code
Measurement Unit	numeric
H2NR38M1	38M1. 1st NR Partner: In what month [and year] did {INITIALS} first do this?

	Frequency	% of total	% of valid
--	-----------	------------	------------


Valid	1	January	7	0.05%	12.96%
	2	February	4	0.03%	7.41%
	3	March	6	0.04%	11.11%
	4	April	11	0.07%	20.37%
	5	May	4	0.03%	7.41%
	6	June	5	0.03%	9.26%
	7	July	4	0.03%	7.41%
	8	August	2	0.01%	3.7%
	9	September	1	0.01%	1.85%
	10	October	2	0.01%	3.7%
	11	November	3	0.02%	5.56%
	12	December	5	0.03%	9.26%
		Total	54	0.37%	100%
Missing	96	refused	2	0.01%	
	97	legitimate skip	14672	99.55%	
	98	don't know	10	0.07%	
		Total	14,684	99.63%	

Valid	Invalid	Minimum	Maximum
54	14684	1	12

Type	Code
Measurement Unit	numeric
H2NR38Y1	38Y1. 1st NR Partner: In what [month and] year did {INITIALS} first do this?

			Frequency	% of total	% of valid
Valid	89	1989	1	0.01%	1.75%
	92	1992	1	0.01%	1.75%
	93	1993	4	0.03%	7.02%
	94	1994	3	0.02%	5.26%
	95	1995	17	0.12%	29.82%
	96	1996	31	0.21%	54.39%
		Total	57	0.39%	100%
Missing	996	refused	2	0.01%	
	997	legitimate skip	14672	99.55%	
	998	don't know	7	0.05%	
		Total	14,681	99.61%	

Valid	Invalid	Minimum	Maximum
57	14681	89	96

 H2NR39_1 - S25Q39 PARTNR1-THROW SOMETHING AT YOU-W2

Type	Code
Measurement Unit	numeric
H2NR39_1	39_1. 1st NR Partner: Did {INITIALS} throw something at you that could hurt you?

			Frequency	% of total	% of valid
Valid	0	no	1617	10.97%	98.66%
	1	yes	22	0.15%	1.34%
	Total		1,639	11.12%	100%
Missing	6	refused	48	0.33%	
	7	legitimate skip	13036	88.45%	
	8	don't know	15	0.1%	
	Total		13,099	88.88%	

Valid	Invalid	Minimum	Maximum
1639	13099	0	1

 H2NR40M1 - S25Q40 PARTNR1-MONTH FIRST OCCURRED-W2

Type	Code
Measurement Unit	numeric
H2NR40M1	40M1. 1st NR Partner: In what month [and year] did {INITIALS} first do this?

			Frequency	% of total	% of valid
Valid	1	January	1	0.01%	6.67%
	2	February	2	0.01%	13.33%
	4	April	2	0.01%	13.33%
	5	May	5	0.03%	33.33%
	6	June	1	0.01%	6.67%
	8	August	3	0.02%	20%
	11	November	1	0.01%	6.67%
	Total		15	0.1%	100%
Missing	97	legitimate skip	14716	99.85%	
	98	don't know	7	0.05%	
	Total		14,723	99.9%	

Valid	Invalid	Minimum	Maximum
15	14723	1	11

 H2NR40Y1 - S25Q40 PARTNR1-YEAR FIRST OCCURRED-W2

Type	Code
Measurement Unit	numeric
H2NR40Y1	40Y1. 1st NR Partner: In what [month and] year did {INITIALS} first do this?

			Frequency	% of total	% of valid
Valid	89	1989	1	0.01%	6.25%
	95	1995	5	0.03%	31.25%
	96	1996	10	0.07%	62.5%
		Total	16	0.11%	100%
Missing	997	legitimate skip	14716	99.85%	
	998	don't know	6	0.04%	
		Total	14,722	99.89%	

Valid	Invalid	Minimum	Maximum
16	14722	89	96

 H2NR41_1 - S25Q41 PARTNR1-HAD SEX-W2

Type	Code
Measurement Unit	numeric
H2NR41_1	41_1. 1st NR Partner: Have you had sexual intercourse with {INITIALS}?

			Frequency	% of total	% of valid
Valid	0	no	666	4.52%	42.5%
	1	yes	901	6.11%	57.5%
		Total	1,567	10.63%	100%
Missing	6	refused	51	0.35%	
	7	legitimate skip	13107	88.93%	
	8	don't know	13	0.09%	
		Total	13,171	89.37%	

Valid	Invalid	Minimum	Maximum
1567	13171	0	1

 H2NR42M1 - S25Q42M PARTNR1-MO FIRST HAD SEX-W2

Type	Code
Measurement Unit	numeric

H2NR42M1	42M1. 1st NR Partner: In what month [and year] did you first have sexual intercourse with {INITIALS}?
----------	---

			Frequency	% of total	% of valid
Valid	1	January	47	0.32%	6.27%
	2	February	66	0.45%	8.8%
	3	March	94	0.64%	12.53%
	4	April	117	0.79%	15.6%
	5	May	132	0.9%	17.6%
	6	June	75	0.51%	10%
	7	July	53	0.36%	7.07%
	8	August	29	0.2%	3.87%
	9	September	21	0.14%	2.8%
	10	October	37	0.25%	4.93%
	11	November	31	0.21%	4.13%
	12	December	48	0.33%	6.4%
Total			750	5.09%	100%
Missing	96	refused	23	0.16%	
	97	legitimate skip	13837	93.89%	
	98	don't know	128	0.87%	
Total			13,988	94.91%	

Valid	Invalid	Minimum	Maximum
750	13988	1	12

H2NR42Y1 - S25Q42Y PARTNR1-YR FIRST HAD SEX-W2

Type	Code
Measurement Unit	numeric
H2NR42Y1	42Y1. 1st NR Partner: In what [month and] year did you first have sexual intercourse with {INITIALS}?

			Frequency	% of total	% of valid
Valid	83	1983	1	0.01%	0.13%
	89	1989	3	0.02%	0.39%
	90	1990	2	0.01%	0.26%
	92	1992	5	0.03%	0.64%
	93	1993	14	0.09%	1.8%
	94	1994	35	0.24%	4.5%
	95	1995	257	1.74%	33.03%
	96	1996	461	3.13%	59.25%
Total			778	5.28%	100%

Missing	.	missing	3	0.02%	
	996	refused	21	0.14%	
	997	legitimate skip	13837	93.89%	
	998	don't know	99	0.67%	
		Total	13,960	94.72%	

Valid	Invalid	Minimum	Maximum
778	13960	83	96

Type	Code
Measurement Unit	numeric
H2NR43M1	43M1. 1st NR Partner: In what month [and year] did you have sexual intercourse with {INITIALS} most recently?

			Frequency	% of total	% of valid
Valid	1	January	37	0.25%	4.95%
	2	February	48	0.33%	6.43%
	3	March	95	0.64%	12.72%
	4	April	123	0.83%	16.47%
	5	May	160	1.09%	21.42%
	6	June	89	0.6%	11.91%
	7	July	57	0.39%	7.63%
	8	August	29	0.2%	3.88%
	9	September	18	0.12%	2.41%
	10	October	29	0.2%	3.88%
	11	November	27	0.18%	3.61%
	12	December	35	0.24%	4.69%
		Total	747	5.07%	100%
Missing	96	refused	27	0.18%	
	97	legitimate skip	13837	93.89%	
	98	don't know	127	0.86%	
		Total	13,991	94.93%	

Valid	Invalid	Minimum	Maximum
747	13991	1	12

Type	Code
Measurement Unit	numeric

H2NR43Y1	43Y1. 1st NR Partner: In what [month and] year did you have sexual intercourse with {INITIALS} most recently?
----------	---

			Frequency	% of total	% of valid
Valid	85	1985	1	0.01%	0.13%
	89	1989	2	0.01%	0.26%
	92	1992	2	0.01%	0.26%
	93	1993	6	0.04%	0.77%
	94	1994	11	0.07%	1.42%
	95	1995	205	1.39%	26.38%
	96	1996	550	3.73%	70.79%
		Total	777	5.27%	100%
Missing	.	missing	3	0.02%	
	996	refused	27	0.18%	
	997	legitimate skip	13837	93.89%	
	998	don't know	94	0.64%	
		Total	13,961	94.73%	

Valid	Invalid	Minimum	Maximum
777	13961	85	96

H2NR44_1 - S25Q44 PARTNR1-HAD SEX > 1 TIME-W2

Type	Code
Measurement Unit	numeric
H2NR44_1	44_1. 1st NR Partner: Did you and {INITIALS} have intercourse once, or more than once?

			Frequency	% of total	% of valid
Valid	1	once	410	2.78%	64.57%
	2	more than once	225	1.53%	35.43%
		Total	635	4.31%	100%
Missing	6	refused	4	0.03%	
	7	legitimate skip	14099	95.66%	
		Total	14,103	95.69%	

Valid	Invalid	Minimum	Maximum
635	14103	1	2

H2NR45_1 - S25Q45 PARTNR1-USE ANY BIRTHCONTROL-W2

Type	Code
Measurement Unit	numeric

H2NR45_1	45_1. 1st NR Partner: Did either of you use any method of birth control?
----------	--

			Frequency	% of total	% of valid
Valid	0	no	146	0.99%	35.87%
	1	yes	261	1.77%	64.13%
Total			407	2.76%	100%
Missing	6	refused	2	0.01%	
	7	legitimate skip	14328	97.22%	
	8	don't know	1	0.01%	
Total			14,331	97.24%	

Valid	Invalid	Minimum	Maximum
407	14331	0	1

H2NR46A1 - S25Q46A PARTNR1-METHOD 1-W2

Type	Code
Measurement Unit	numeric
H2NR46A1	46A1. 1st NR Partner: What method of birth control did you or your partner use? If more than one method was used, you should choose more than one answer.

			Frequency	% of total	% of valid
Valid	1	condoms (rubbers)	240	1.63%	91.95%
	2	withdrawal	2	0.01%	0.77%
	3	rhythm (safe time)	2	0.01%	0.77%
	4	birth control pills	10	0.07%	3.83%
	6	foam, jelly, creme, suppositories	1	0.01%	0.38%
	10	ring	2	0.01%	0.77%
	11	Depo Provera	2	0.01%	0.77%
	13	some other method	2	0.01%	0.77%
Total			261	1.77%	100%
Missing	97	legitimate skip	14477	98.23%	
	Total		14,477	98.23%	

Valid	Invalid	Minimum	Maximum
261	14477	1	13

H2NR46B1 - S25Q46B PARTNR1-METHOD 2-W2

Type	Code
Measurement Unit	numeric

H2NR46B1	46B1. 1st NR Partner: What other method of birth control did you or your partner use?
----------	---

			Frequency	% of total	% of valid
Valid	1	condoms (rubbers)	3	0.02%	1.16%
	2	withdrawal	27	0.18%	10.42%
	3	rhythm (safe time)	1	0.01%	0.39%
	4	birth control pills	20	0.14%	7.72%
	5	vaginal sponge	1	0.01%	0.39%
	6	foam, jelly, creme, suppositories	2	0.01%	0.77%
	7	diaphragm, with or without jelly	1	0.01%	0.39%
	9	Norplant	1	0.01%	0.39%
	11	Depo Provera	1	0.01%	0.39%
	13	some other method	2	0.01%	0.77%
	14	no other method	200	1.36%	77.22%
		Total	259	1.76%	100%
Missing	96	refused	2	0.01%	
	97	legitimate skip	14477	98.23%	
	Total	14,479	98.24%		

Valid	Invalid	Minimum	Maximum
259	14479	1	14

H2NR46C1 - S25Q46C PARTNR1-METHOD 3-W2

Type	Code
Measurement Unit	numeric
H2NR46C1	46C1. 1st NR Partner: What other method of birth control did you or your partner use?

			Frequency	% of total	% of valid
Valid	1	condoms (rubbers)	1	0.01%	1.69%
	3	rhythm (safe time)	1	0.01%	1.69%
	4	birth control pills	4	0.03%	6.78%
	6	foam, jelly, creme, suppositories	1	0.01%	1.69%
	9	Norplant	1	0.01%	1.69%
	11	Depo Provera	1	0.01%	1.69%
	12	contraceptive film	1	0.01%	1.69%
	14	no other method	49	0.33%	83.05%
	Total	59	0.4%	100%	
Missing	97	legitimate skip	14679	99.6%	
	Total	14,679	99.6%		

Valid	Invalid	Minimum	Maximum
59	14679	1	14

Type	Code
Measurement Unit	numeric
H2NR47_1	47_1. 1st NR Partner: Was a condom used when you had sexual intercourse with {INITIALS}?

			Frequency	% of total	% of valid
Valid	0	no	133	0.9%	80.61%
	1	yes	32	0.22%	19.39%
	Total		165	1.12%	100%
Missing	7	legitimate skip	14572	98.87%	
	8	don't know	1	0.01%	
	Total		14,573	98.88%	

Valid	Invalid	Minimum	Maximum
165	14573	0	1

Type	Code
Measurement Unit	numeric
H2NR48_1	48_1. 1st NR Partner: During that month when you and {INITIALS} had sexual intercourse, did either of you ever use any method of birth control?

			Frequency	% of total	% of valid
Valid	0	no	74	0.5%	32.89%
	1	yes	151	1.02%	67.11%
	Total		225	1.53%	100%
Missing	6	refused	3	0.02%	
	7	legitimate skip	14509	98.45%	
	8	don't know	1	0.01%	
Total		14,513	98.47%		

Valid	Invalid	Minimum	Maximum
225	14513	0	1

Type	Code
------	------

Measurement Unit	numeric
H2NR49_1	49_1. 1st NR Partner: Did one or the other of you use some method of birth control every time you and {INITIALS} had intercourse?

			Frequency	% of total	% of valid
Valid	0	no	16	0.11%	10.6%
	1	yes	135	0.92%	89.4%
	Total		151	1.02%	100%
Missing	7	legitimate skip	14587	98.98%	
	Total		14,587	98.98%	

Valid	Invalid	Minimum	Maximum
151	14587	0	1

H2NR50A1 - S25Q50A PARTNR1-METHOD 1-W2

Type	Code
Measurement Unit	numeric
H2NR50A1	50A1. 1st NR Partner: What method of birth control did you or your partner use? If more than one method was used, you should choose more than one answer.

			Frequency	% of total	% of valid
Valid	1	condoms (rubbers)	142	0.96%	94.04%
	2	withdrawal	4	0.03%	2.65%
	4	birth control pills	2	0.01%	1.32%
	11	Depo Provera	3	0.02%	1.99%
	Total		151	1.02%	100%
Missing	97	legitimate skip	14587	98.98%	
	Total		14,587	98.98%	

Valid	Invalid	Minimum	Maximum
151	14587	1	11

H2NR50B1 - S25Q50B PARTNR1-METHOD 2-W2

Type	Code
Measurement Unit	numeric
H2NR50B1	50B1. 1st NR Partner: What other method of birth control did you or your partner use?

			Frequency	% of total	% of valid
--	--	--	-----------	------------	------------

Valid	1	condoms (rubbers)	4	0.03%	2.67%
	2	withdrawal	25	0.17%	16.67%
	3	rhythm (safe time)	2	0.01%	1.33%
	4	birth control pills	17	0.12%	11.33%
	5	vaginal sponge	1	0.01%	0.67%
	6	foam, jelly, creme, suppositories	1	0.01%	0.67%
	7	diaphragm, with or without jelly	1	0.01%	0.67%
	9	Norplant	1	0.01%	0.67%
	11	Depo Provera	2	0.01%	1.33%
	13	some other method	3	0.02%	2%
	14	no other method	93	0.63%	62%
		Total	150	1.02%	100%
Missing	97	legitimate skip	14587	98.98%	
	98	don't know	1	0.01%	
		Total	14,588	98.98%	

Valid	Invalid	Minimum	Maximum
150	14588	1	14

H2NR50C1 - S25Q50C PARTNR1-METHOD 3-W2

Type	Code
Measurement Unit	numeric
H2NR50C1	50C1. 1st NR Partner: What other method of birth control did you or your partner use?

			Frequency	% of total	% of valid
Valid	2	withdrawal	3	0.02%	5.36%
	3	rhythm (safe time)	3	0.02%	5.36%
	4	birth control pills	6	0.04%	10.71%
	5	vaginal sponge	1	0.01%	1.79%
	6	foam, jelly, creme, suppositories	3	0.02%	5.36%
	9	Norplant	1	0.01%	1.79%
	13	some other method	3	0.02%	5.36%
	14	no other method	36	0.24%	64.29%
		Total	56	0.38%	100%
Missing	97	legitimate skip	14681	99.61%	
	98	don't know	1	0.01%	
		Total	14,682	99.62%	

Valid	Invalid	Minimum	Maximum
56	14682	2	14

 H2NR51_1 - S25Q51 PARTNR1-USED CONDOM-W2

Type	Code
Measurement Unit	numeric
H2NR51_1	51_1. 1st NR Partner: Was a condom ever used when you had sexual intercourse with {INITIALS}?

			Frequency	% of total	% of valid
Valid	0	no	54	0.37%	66.67%
	1	yes	27	0.18%	33.33%
Total			81	0.55%	100%
Missing	6	refused	1	0.01%	
	7	legitimate skip	14655	99.44%	
	8	don't know	1	0.01%	
Total			14,657	99.45%	

Valid	Invalid	Minimum	Maximum
81	14657	0	1

 H2NR52_1 - S25Q52 PARTNR1->1 BIRTHCONTROL-W2

Type	Code
Measurement Unit	numeric
H2NR52_1	52_1. 1st NR Partner: Did you and {INITIALS} use more than one birth control method at the same time, or did you use these methods at different times?

			Frequency	% of total	% of valid
Valid	1	you used more than one method at the same time	37	0.25%	62.71%
	2	you used only one method at a time, but the method you choose was different from time to time	10	0.07%	16.95%
	3	sometimes you used only one method, and sometimes you used more than one	12	0.08%	20.34%
Total			59	0.4%	100%
Missing	6	refused	1	0.01%	
	7	legitimate skip	14677	99.59%	
	8	don't know	1	0.01%	
Total			14,679	99.6%	

Valid	Invalid	Minimum	Maximum
59	14679	1	3

H2NR53_1 - S25Q53 PARTNR1-EVER USE BIRTHCONTROL-W2

Type	Code
Measurement Unit	numeric
H2NR53_1	53_1. 1st NR Partner: Between {FIRST DATE} and {LAST DATE}, when you and {INITIALS} had sexual intercourse, did one or the other of you ever use any method of birth control?

			Frequency	% of total	% of valid
Valid	0	no	69	0.47%	26.44%
	1	yes	192	1.3%	73.56%
	Total		261	1.77%	100%
Missing	6	refused	1	0.01%	
	7	legitimate skip	14476	98.22%	
	Total		14,477	98.23%	

Valid	Invalid	Minimum	Maximum
261	14477	0	1

H2NR54_1 - S25Q54 PARTNR1-ALWAYS BIRTHCONTROL-W2

Type	Code
Measurement Unit	numeric
H2NR54_1	54_1. 1st NR Partner: Throughout these months, did one or the other of you use some method of birth control every time you and {INITIALS} had sexual intercourse?

			Frequency	% of total	% of valid
Valid	0	no	33	0.22%	17.19%
	1	yes	159	1.08%	82.81%
	Total		192	1.3%	100%
Missing	7	legitimate skip	14546	98.7%	
	Total		14,546	98.7%	

Valid	Invalid	Minimum	Maximum
192	14546	0	1

H2NR55A1 - S25Q55A PARTNR1-METHOD 1-W2

Type	Code
------	------

Measurement Unit	numeric
H2NR55A1	55A1. 1st NR Partner: What method of birth control did you or your partner use? If more than one method was used, you should choose more than one answer.

			Frequency	% of total	% of valid
Valid	1	condoms (rubbers)	176	1.19%	91.67%
	2	withdrawal	2	0.01%	1.04%
	4	birth control pills	6	0.04%	3.13%
	10	ring	1	0.01%	0.52%
	12	contraceptive film	3	0.02%	1.56%
	13	some other method	4	0.03%	2.08%
		Total	192	1.3%	100%
Missing	97	legitimate skip	14546	98.7%	
		Total	14,546	98.7%	

Valid	Invalid	Minimum	Maximum
192	14546	1	13

Type	Code
Measurement Unit	numeric
H2NR55B1	55B1. 1st NR Partner: What other method of birth control did you or your partner use?

			Frequency	% of total	% of valid
Valid	1	condoms (rubbers)	9	0.06%	4.71%
	2	withdrawal	23	0.16%	12.04%
	3	rhythm (safe time)	2	0.01%	1.05%
	4	birth control pills	27	0.18%	14.14%
	6	foam, jelly, creme, suppositories	2	0.01%	1.05%
	8	IUD (intrauterine device)	1	0.01%	0.52%
	9	Norplant	1	0.01%	0.52%
	11	Depo Provera	1	0.01%	0.52%
	12	contraceptive film	1	0.01%	0.52%
	13	some other method	4	0.03%	2.09%
	14	no other method	120	0.81%	62.83%
		Total	191	1.3%	100%
Missing	97	legitimate skip	14546	98.7%	
	98	don't know	1	0.01%	
		Total	14,547	98.7%	

Valid	Invalid	Minimum	Maximum
191	14547	1	14

Type	Code
Measurement Unit	numeric
H2NR55C1	55C1. 1st NR Partner: What other method of birth control did you or your partner use?

			Frequency	% of total	% of valid
Valid	1	condoms (rubbers)	1	0.01%	1.41%
	2	withdrawal	4	0.03%	5.63%
	4	birth control pills	4	0.03%	5.63%
	5	vaginal sponge	2	0.01%	2.82%
	6	foam, jelly, creme, suppositories	1	0.01%	1.41%
	11	Depo Provera	1	0.01%	1.41%
	13	some other method	3	0.02%	4.23%
	14	no other method	55	0.37%	77.46%
		Total	71	0.48%	100%
Missing	97	legitimate skip	14667	99.52%	
		Total	14,667	99.52%	

Valid	Invalid	Minimum	Maximum
71	14667	1	14

Type	Code
Measurement Unit	numeric
H2NR56_1	56_1. 1st NR Partner: Was a condom ever used when you had sexual intercourse with {INITIALS}?

			Frequency	% of total	% of valid
Valid	0	no	54	0.37%	71.05%
	1	yes	22	0.15%	28.95%
		Total	76	0.52%	100%
Missing	7	legitimate skip	14662	99.48%	
		Total	14,662	99.48%	

Valid	Invalid	Minimum	Maximum
76	14662	0	1

 H2NR57_1 - S25Q57 PARTNR1->1 BIRTHCONTROL-W2

Type	Code
Measurement Unit	numeric
H2NR57_1	57_1. 1st NR Partner: Did you and {INITIALS} use more than one method of birth control at the same time, or did you use these methods at different times?

			Frequency	% of total	% of valid
Valid	1	you used more than one method at the same time	40	0.27%	51.95%
	2	you used only one method at a time, but the method you choose was different from time to time	24	0.16%	31.17%
	3	sometimes you used only one method, and sometimes you used more than one	13	0.09%	16.88%
		Total	77	0.52%	100%
Missing	7	legitimate skip	14661	99.48%	
		Total	14,661	99.48%	

Valid	Invalid	Minimum	Maximum
77	14661	1	3

 H2NR58_1 - S25Q58 PARTNR1-NO. TIME SEX-W2

Type	Numeric (Double)
H2NR58_1	58_1. 1st NR Partner: About how many times have you and {INITIALS} had sexual intercourse since {FIRST DATE}?

			Frequency	% of total	% of valid
Missing	.	missing	19	0.13%	
	996	refused	12	0.08%	
	997	legitimate skip	14247	96.67%	
	998	don't know	21	0.14%	
		Total	14,299	97.02%	

Valid	Invalid	Minimum	Maximum	Mean	StdDev
439	14299	0	450	9.0387243...	31.098691...

 H2NR59_1 - S25Q59 PARTNR1-EVER HAD ANAL IC-W2

Type	Code
Measurement Unit	numeric
H2NR59_1	59_1. 1st NR Partner: If Respondent is male: Have you ever had anal intercourse with {INITIALS}? That is, have you ever inserted your penis into her anus? If Respondent is female: Have you ever had anal intercourse with {INITIALS}? That is, has he ever inserted his penis into your anus?

			Frequency	% of total	% of valid
Valid	0	no	48	0.33%	51.06%
	1	yes	46	0.31%	48.94%
	Total		94	0.64%	100%
Missing	6	refused	3	0.02%	
	7	legitimate skip	14640	99.34%	
	8	don't know	1	0.01%	
	Total		14,644	99.36%	

Valid	Invalid	Minimum	Maximum
94	14644	0	1

H2NR60M1 - S25Q60 PARTNR1-MONTH FIRST ANAL IC-W2

Type	Code
Measurement Unit	numeric
H2NR60M1	60M1. 1st NR Partner: In what month [and year] did you first have anal intercourse with {INITIALS}?

			Frequency	% of total	% of valid
Valid	1	January	2	0.01%	5.26%
	2	February	6	0.04%	15.79%
	3	March	1	0.01%	2.63%
	4	April	9	0.06%	23.68%
	5	May	8	0.05%	21.05%
	6	June	3	0.02%	7.89%
	8	August	1	0.01%	2.63%
	9	September	2	0.01%	5.26%
	10	October	1	0.01%	2.63%
	11	November	1	0.01%	2.63%
	12	December	4	0.03%	10.53%
	Total		38	0.26%	100%
Missing	96	refused	3	0.02%	
	97	legitimate skip	14692	99.69%	
	98	don't know	5	0.03%	

		Total	14,700	99.74%	
--	--	-------	--------	--------	--

Valid	Invalid	Minimum	Maximum
38	14700	1	12

H2NR60Y1 - S25Q60 PARTNR1-YEAR FIRST ANAL IC-W2

Type	Code
Measurement Unit	numeric
H2NR60Y1	60Y1. 1st NR Partner: In what [month and] year did you first have anal intercourse with {INITIALS}?

			Frequency	% of total	% of valid
Valid	93	1993	1	0.01%	2.56%
	94	1994	4	0.03%	10.26%
	95	1995	12	0.08%	30.77%
	96	1996	22	0.15%	56.41%
		Total	39	0.26%	100%
Missing	996	refused	2	0.01%	
	997	legitimate skip	14692	99.69%	
	998	don't know	5	0.03%	
		Total	14,699	99.74%	


Valid	Invalid	Minimum	Maximum
39	14699	93	96

H2NR61_1 - S25Q61 PARTNR1-WEAR CONDOM FIRST ANAL-W2

Type	Code
Measurement Unit	numeric
H2NR61_1	61_1. 1st NR Partner: If Respondent is male: Did you wear a condom the first time you had anal intercourse? If Respondent is female: Did he wear a condom the first time you had anal intercourse?

			Frequency	% of total	% of valid
Valid	0	no	25	0.17%	54.35%
	1	yes	21	0.14%	45.65%
		Total	46	0.31%	100%
Missing	7	legitimate skip	14692	99.69%	
		Total	14,692	99.69%	

Valid	Invalid	Minimum	Maximum
46	14692	0	1

 H2NR62M1 - S25Q62 PARTNR1-MONTH MOST RECENT ANAL-W2

Type	Code
Measurement Unit	numeric
H2NR62M1	62M1. 1st NR Partner: In what month [and year] did you have anal intercourse with {INITIALS} most recently?

			Frequency	% of total	% of valid
Valid	1	January	1	0.01%	2.7%
	2	February	5	0.03%	13.51%
	3	March	1	0.01%	2.7%
	4	April	11	0.07%	29.73%
	5	May	10	0.07%	27.03%
	6	June	3	0.02%	8.11%
	8	August	1	0.01%	2.7%
	9	September	1	0.01%	2.7%
	10	October	1	0.01%	2.7%
	11	November	1	0.01%	2.7%
	12	December	2	0.01%	5.41%
			Total	37	0.25%
Missing	96	refused	4	0.03%	
	97	legitimate skip	14692	99.69%	
	98	don't know	5	0.03%	
		Total	14,701	99.75%	

Valid	Invalid	Minimum	Maximum
37	14701	1	12

 H2NR62Y1 - S25Q62 PARTNR1-YEAR MOST RECENT ANAL-W2

Type	Code
Measurement Unit	numeric
H2NR62Y1	62Y1. 1st NR Partner: In what [month and] year did you have anal intercourse with {INITIALS} most recently?

			Frequency	% of total	% of valid
Valid	93	1993	1	0.01%	2.63%
	94	1994	2	0.01%	5.26%
	95	1995	11	0.07%	28.95%
	96	1996	24	0.16%	63.16%
		Total	38	0.26%	100%

Missing	996	refused	3	0.02%	
	997	legitimate skip	14692	99.69%	
	998	don't know	5	0.03%	
		Total	14,700	99.74%	

Valid	Invalid	Minimum	Maximum
38	14700	93	96

H2NR63_1 - S25Q63 PARTNR1-NO. TIMES ANAL-W2

Type	Numeric (Integer)
Measurement Unit	numeric
H2NR63_1	63_1. 1st NR Partner: If Respondent is male: About how many times have you and she had anal intercourse? If Respondent is female: About how many times have you and he had anal intercourse?

			Frequency	% of total	% of valid
Missing	97	legitimate skip	14692	99.69%	
		Total	14,692	99.69%	

Valid	Invalid	Minimum	Maximum	Mean	StdDev
46	14692	1	12	2.9347826...	2.7276540...

H2NR64_1 - S25Q64 PARTNR1-FREQ. USED CONDOM-ANAL-W2

Type	Code
Measurement Unit	numeric
H2NR64_1	64_1. 1st NR Partner: If Respondent is male: About how often did you wear a condom when you had anal intercourse? If Respondent is female: About how often did {INITIALS} wear a condom when you had anal intercourse?

			Frequency	% of total	% of valid
Valid	1	all of the time	8	0.05%	34.78%
	2	most of the time	3	0.02%	13.04%
	3	about half of the time	2	0.01%	8.7%
	4	less than half of the time	1	0.01%	4.35%
	5	none of the time	9	0.06%	39.13%
		Total	23	0.16%	100%
Missing	7	legitimate skip	14715	99.84%	
		Total	14,715	99.84%	

Valid	Invalid	Minimum	Maximum
23	14715	1	5

 H2NR65_1 - S25Q65 PARTNR1-INSERTED PENIS IN ANUS-W2

Type	Code
Measurement Unit	numeric
H2NR65_1	65_1. 1st NR Partner: Has {INITIALS} ever inserted his penis into your anus?

			Frequency	% of total	% of valid
Valid	0	no	6	0.04%	30%
	1	yes	14	0.09%	70%
Total			20	0.14%	100%
Missing	7	legitimate skip	14718	99.86%	
	Total		14,718	99.86%	

Valid	Invalid	Minimum	Maximum
20	14718	0	1

 H2NR66M1 - S25Q66 PARTNR1-MONTH FIRST DID THIS-W2

Type	Code
Measurement Unit	numeric
H2NR66M1	66M1. 1st NR Partner: In what month [and year] did he do this with you the first time?

			Frequency	% of total	% of valid
Valid	1	January	2	0.01%	18.18%
	2	February	1	0.01%	9.09%
	3	March	2	0.01%	18.18%
	4	April	2	0.01%	18.18%
	5	May	3	0.02%	27.27%
	6	June	1	0.01%	9.09%
Total			11	0.07%	100%
Missing	97	legitimate skip	14724	99.91%	
	98	don't know	3	0.02%	
Total			14,727	99.93%	

Valid	Invalid	Minimum	Maximum
11	14727	1	6

 H2NR66Y1 - S25Q66 PARTNR1-YEAR FIRST DID THIS-W2

Type	Code
Measurement Unit	numeric

H2NR66Y1	66Y1. 1st NR Partner: In what month and year did he do this with you the first time?
----------	--

			Frequency	% of total	% of valid
Valid	94	1994	1	0.01%	8.33%
	95	1995	3	0.02%	25%
	96	1996	8	0.05%	66.67%
		Total	12	0.08%	100%
Missing	997	legitimate skip	14724	99.91%	
	998	don't know	2	0.01%	
		Total	14,726	99.92%	

Valid	Invalid	Minimum	Maximum
12	14726	94	96

H2NR67_1 - S25Q67 PARTNR1-WEAR CONDOM FIRST TIME-W2

Type	Code
Measurement Unit	numeric
H2NR67_1	67_1. 1st NR Partner: Did he wear a condom the first time he did this with you?

			Frequency	% of total	% of valid
Valid	0	no	10	0.07%	71.43%
	1	yes	4	0.03%	28.57%
		Total	14	0.09%	100%
Missing	7	legitimate skip	14724	99.91%	
		Total	14,724	99.91%	

Valid	Invalid	Minimum	Maximum
14	14724	0	1

H2NR68M1 - S25Q68 PARTNR1-MONTH MOST RECENT-ANAL-W2

Type	Code
Measurement Unit	numeric
H2NR68M1	68M1. 1st NR Partner: In what month [and year] did he insert his penis into your anus most recently?

			Frequency	% of total	% of valid
--	--	--	-----------	------------	------------

Valid	1	January	1	0.01%	8.33%
	2	February	1	0.01%	8.33%
	3	March	1	0.01%	8.33%
	4	April	1	0.01%	8.33%
	5	May	5	0.03%	41.67%
	6	June	2	0.01%	16.67%
	11	November	1	0.01%	8.33%
		Total	12	0.08%	100%
Missing	97	legitimate skip	14724	99.91%	
	98	don't know	2	0.01%	
		Total	14,726	99.92%	

Valid	Invalid	Minimum	Maximum
12	14726	1	11

H2NR68Y1 - S25Q68 PARTNR1-YEAR MOST RECENT-ANAL-W2	
Type	Code
Measurement Unit	numeric
H2NR68Y1	68Y1. 1st NR Partner: In what month and year did he insert his penis into your anus most recently?

			Frequency	% of total	% of valid
Valid	94	1994	1	0.01%	7.14%
	95	1995	4	0.03%	28.57%
	96	1996	9	0.06%	64.29%
		Total	14	0.09%	100%
Missing	997	legitimate skip	14724	99.91%	
		Total	14,724	99.91%	

Valid	Invalid	Minimum	Maximum
14	14724	94	96

H2NR69_1 - S25Q69 PARTNR1-NO. TIMES DID THIS-W2	
Type	Numeric (Integer)
Measurement Unit	numeric
H2NR69_1	69_1. 1st NR Partner: About how many times has {INITIALS} inserted his penis into your anus?

			Frequency	% of total	% of valid
Missing	997	legitimate skip	14724	99.91%	

		Total	14,724	99.91%	
--	--	-------	--------	--------	--

Valid	Invalid	Minimum	Maximum	Mean	StdDev
14	14724	1	400	35.642857...	105.39858...

H2NR70_1 - S25Q70 PARTNR1-FREQ WEAR CONDOM-ANAL-W2

Type	Code
Measurement Unit	numeric
H2NR70_1	70_1. 1st NR Partner: How often did {INITIALS} wear a condom when he did this with you?

			Frequency	% of total	% of valid
Valid	1	all of the time	1	0.01%	9.09%
	2	most of the time	2	0.01%	18.18%
	3	about half of the time	1	0.01%	9.09%
	4	less than half of the time	1	0.01%	9.09%
	5	none of the time	6	0.04%	54.55%
		Total	11	0.07%	100%
Missing	7	legitimate skip	14727	99.93%	
		Total	14,727	99.93%	

Valid	Invalid	Minimum	Maximum
11	14727	1	5

H2NR71_1 - S25Q71 PARTNR1-PENIS IN PARTRS ANUS-W2

Type	Code
Measurement Unit	numeric
H2NR71_1	71_1. 1st NR Partner: Have you ever inserted your penis into {INITIALS}'s anus?

			Frequency	% of total	% of valid
Valid	0	no	15	0.1%	75%
	1	yes	5	0.03%	25%
		Total	20	0.14%	100%
Missing	7	legitimate skip	14718	99.86%	
		Total	14,718	99.86%	

Valid	Invalid	Minimum	Maximum
20	14718	0	1

 H2NR72M1 - S25Q72 PARTNR1-MONTH FIRST DID THIS-W2

Type	Code
Measurement Unit	numeric
H2NR72M1	72M1. 1st NR Partner: In what month [and year] did you do this with {INITIALS} the first time?

			Frequency	% of total	% of valid
Valid	1	January	1	0.01%	20%
	4	April	2	0.01%	40%
	11	November	1	0.01%	20%
	12	December	1	0.01%	20%
		Total	5	0.03%	100%
Missing	97	legitimate skip	14733	99.97%	
		Total	14,733	99.97%	


Valid	Invalid	Minimum	Maximum
5	14733	1	12

 H2NR72Y1 - S25Q72 PARTNR1-YEAR FIRST DID THIS-W2

Type	Code
Measurement Unit	numeric
H2NR72Y1	72Y1. 1st NR Partner: In what [month and] year did you do this with {INITIALS} the first time?

			Frequency	% of total	% of valid
Valid	93	1993	1	0.01%	20%
	95	1995	2	0.01%	40%
	96	1996	2	0.01%	40%
		Total	5	0.03%	100%
Missing	997	legitimate skip	14733	99.97%	
		Total	14,733	99.97%	

Valid	Invalid	Minimum	Maximum
5	14733	93	96

 H2NR73_1 - S25Q73 PARTNR1-WEAR CONDOM FIRST TIME-W2

Type	Code
Measurement Unit	numeric

H2NR73_1	73_1. 1st NR Partner: Did you wear a condom the first time you did this with him?
----------	---

			Frequency	% of total	% of valid
Valid	0	no	4	0.03%	80%
	1	yes	1	0.01%	20%
Total			5	0.03%	100%
Missing	7	legitimate skip	14733	99.97%	
	Total		14,733	99.97%	

Valid	Invalid	Minimum	Maximum
5	14733	0	1

H2NR74M1 - S25Q74 PARTNR1-MONTH MOST RECENT-ANAL-W2

Type	Code
Measurement Unit	numeric
H2NR74M1	74M1. 1st NR Partner: In what month [and year] did you insert your penis into {INITIALS}'s anus most recently?

			Frequency	% of total	% of valid
Valid	1	January	1	0.01%	20%
	2	February	1	0.01%	20%
	3	March	1	0.01%	20%
	4	April	2	0.01%	40%
Total			5	0.03%	100%
Missing	97	legitimate skip	14733	99.97%	
	Total		14,733	99.97%	

Valid	Invalid	Minimum	Maximum
5	14733	1	4

H2NR74Y1 - S25Q74 PARTNR1-YEAR MOST RECENT-ANAL-W2

Type	Code
Measurement Unit	numeric
H2NR74Y1	74Y1. 1st NR Partner: In what [month and] year did you insert your penis into {INITIALS}'s anus most recently?

			Frequency	% of total	% of valid
Valid	96	1996	5	0.03%	100%
Total			5	0.03%	100%

Missing	997	legitimate skip	14733	99.97%	
		Total	14,733	99.97%	

Valid	Invalid	Minimum	Maximum
5	14733	96	96

H2NR75_1 - S25Q75 PARTNR1-NO. TIMES INSERT PENIS-W2

Type	Numeric (Double)
H2NR75_1	75_1. 1st NR Partner: About how many times have you inserted your penis into his anus?

			Frequency	% of total	% of valid
Missing	97	legitimate skip	14733	99.97%	
		Total	14,733	99.97%	

Valid	Invalid	Minimum	Maximum	Mean	StdDev
5	14733	2	40	15.4	16.846364...

H2NR76_1 - S25Q76 PARTNR1-HOW OFTEN WEAR CONDOM-W2

Type	Code
Measurement Unit	numeric
H2NR76_1	76_1. 1st NR Partner: How often did you wear a condom when you did this with {INITIALS}?

			Frequency	% of total	% of valid
Valid	1	all of the time	1	0.01%	20%
	5	none of the time	4	0.03%	80%
		Total	5	0.03%	100%
Missing	7	legitimate skip	14733	99.97%	
		Total	14,733	99.97%	

Valid	Invalid	Minimum	Maximum
5	14733	1	5

H2NR77_1 - S25Q77 PARTNR1-SEX FOR DRUGS/MONEY-W2

Type	Code
Measurement Unit	numeric
H2NR77_1	77_1. 1st NR Partner: Did you ever give {INITIALS} sex in exchange for drugs or money?

			Frequency	% of total	% of valid
Valid	0	no	71	0.48%	85.54%
	1	yes	12	0.08%	14.46%
		Total	83	0.56%	100%
Missing	7	legitimate skip	14655	99.44%	
	Total		14,655	99.44%	

Valid	Invalid	Minimum	Maximum
83	14655	0	1

H2NR78_1 - S25Q78 PARTNR1-FREQ-DRUGS/MONEY-W2

Type	Numeric (Double)
H2NR78_1	78_1. 1st NR Partner: How many times did you give {INITIALS} sex in exchange for drugs or money?

			Frequency	% of total	% of valid
Missing	97	legitimate skip	14726	99.92%	
	Total		14,726	99.92%	

Valid	Invalid	Minimum	Maximum	Mean	StdDev
12	14726	1	43	9	12.569805...

H2NR16_2 - S25Q16 PARTNR2-EVER HOLD HANDS-W2

Type	Code
Measurement Unit	numeric
H2NR16_2	16_2. 2nd NR Partner: Did you ever hold hands with {INITIALS}?

			Frequency	% of total	% of valid
Valid	0	no	303	2.06%	41.97%
	1	yes	419	2.84%	58.03%
	Total		722	4.9%	100%
Missing	6	refused	10	0.07%	
	7	legitimate skip	14003	95.01%	
	8	don't know	3	0.02%	
	Total		14,016	95.1%	

Valid	Invalid	Minimum	Maximum
722	14016	0	1

H2NR17_2 - S25Q17 PARTNR2-EVER KISS-W2

Type	Code
Measurement Unit	numeric
H2NR17_2	17_2. 2nd NR Partner: Did you and {INITIALS} ever kiss on the mouth?

			Frequency	% of total	% of valid
Valid	0	no	134	0.91%	18.61%
	1	yes	586	3.98%	81.39%
	Total		720	4.89%	100%
Missing	6	refused	10	0.07%	
	7	legitimate skip	14003	95.01%	
	8	don't know	5	0.03%	
	Total		14,018	95.11%	

Valid	Invalid	Minimum	Maximum
720	14018	0	1

H2NR18_2 - S25Q18 PARTNR2-SAY LOVE HIM/HER-W2

Type	Code
Measurement Unit	numeric
H2NR18_2	18_2. 2nd NR Partner: Did you ever tell {INITIALS} you liked or loved him or her?

			Frequency	% of total	% of valid
Valid	0	no	396	2.69%	55%
	1	yes	324	2.2%	45%
	Total		720	4.89%	100%
Missing	6	refused	10	0.07%	
	7	legitimate skip	14003	95.01%	
	8	don't know	5	0.03%	
	Total		14,018	95.11%	

Valid	Invalid	Minimum	Maximum
720	14018	0	1

NRRXW2_2 - PARTNR2-NR DATA IN RX SECTION-W2

Type	Code
Measurement Unit	numeric
NRRXW2_2	Partner #2 NR data are in the RX section.

			Frequency	% of total	% of valid
--	--	--	-----------	------------	------------

Valid	1	Section 24: Relationship Information questions asked for this partner and reported in the RX variable series, but questions from Section 25 should have been asked and data reported in the NR variable series.	15	0.1%	100%
		Total	15	0.1%	100%
Missing	.	missing	14723	99.9%	
		Total	14,723	99.9%	

Valid	Invalid	Minimum	Maximum
15	14723	1	1

Type	Code
Measurement Unit	numeric
H2RX1M_2	1M_2. 2nd RX Partner: In what month [and year] did your relationship with {INITIALS} begin? That is, when did you first consider {INITIALS} a special friend?

			Frequency	% of total	% of valid
Valid	1	January	16	0.11%	11.35%
	2	February	15	0.1%	10.64%
	3	March	15	0.1%	10.64%
	4	April	27	0.18%	19.15%
	5	May	17	0.12%	12.06%
	6	June	14	0.09%	9.93%
	7	July	3	0.02%	2.13%
	8	August	9	0.06%	6.38%
	9	September	8	0.05%	5.67%
	10	October	8	0.05%	5.67%
	11	November	5	0.03%	3.55%
	12	December	4	0.03%	2.84%
		Total	141	0.96%	100%
Missing	96	refused	6	0.04%	
	97	legitimate skip	14527	98.57%	
	98	don't know	64	0.43%	
		Total	14,597	99.04%	

Valid	Invalid	Minimum	Maximum
141	14597	1	12

 H2RX1Y_2 - S25Q1Y PARTNR2-DATE BEGAN-YEAR-W2

Type	Code
Measurement Unit	numeric
H2RX1Y_2	1Y_2. 2nd RX Partner: In what [month and] year did your relationship with {INITIALS} begin? That is, when did you first consider {INITIALS} a special friend?

			Frequency	% of total	% of valid
Valid	92	1992	5	0.03%	3.03%
	93	1993	8	0.05%	4.85%
	94	1994	16	0.11%	9.7%
	95	1995	63	0.43%	38.18%
	96	1996	73	0.5%	44.24%
		Total	165	1.12%	100%
Missing	996	refused	5	0.03%	
	997	legitimate skip	14527	98.57%	
	998	don't know	41	0.28%	
		Total	14,573	98.88%	

Valid	Invalid	Minimum	Maximum
165	14573	92	96

 H2RX2_2 - S25Q2 PARTNR2 HIS/HER AGE WHEN MET-W2

Type	Numeric (Double)
H2RX2_2	2_2. 2nd RX Partner: How old was {INITIALS} when your romantic relationship began?

			Frequency	% of total	% of valid
Missing	96	refused	4	0.03%	
	97	legitimate skip	14527	98.57%	
	98	don't know	2	0.01%	
		Total	14,533	98.61%	

Valid	Invalid	Minimum	Maximum	Mean	StdDev
205	14533	11	36	16.746341...	2.9009884...

 H2RX3_2 - S25Q3 PARTNR2 APPROX PARTNERS AGE-W2

Type	Numeric (Double)
H2RX3_2	3_2. 2nd RX Partner: About how old was {INITIALS}?

			Frequency	% of total	% of valid
Missing	96	refused	3	0.02%	
	97	legitimate skip	14732	99.96%	
	98	don't know	2	0.01%	
Total			14,737	99.99%	

Valid	Invalid	Minimum	Maximum	Mean	StdDev
1	14737	16	16	16	NaN

Type	Code
Measurement Unit	numeric
H2RX4_2	4_2. 2nd RX Partner: What grade was {INITIALS} in at that time?

			Frequency	% of total	% of valid
Valid	1	first grade	1	0.01%	0.48%
	5	fifth grade	1	0.01%	0.48%
	6	sixth grade	4	0.03%	1.91%
	7	seventh grade	9	0.06%	4.31%
	8	eighth grade	14	0.09%	6.7%
	9	ninth grade	29	0.2%	13.88%
	10	tenth grade	40	0.27%	19.14%
	11	eleventh grade	31	0.21%	14.83%
	12	twelfth grade	32	0.22%	15.31%
	13	beyond twelfth grade	14	0.09%	6.7%
	14	{INITIALS} wasn't in school	25	0.17%	11.96%
	15	{INITIALS} was in school, but you don't know what grade	2	0.01%	0.96%
	16	you don't know whether {INITIALS} was in school	7	0.05%	3.35%
	Total			209	1.42%
Missing	96	refused	1	0.01%	
	97	legitimate skip	14527	98.57%	
	98	don't know	1	0.01%	
Total			14,529	98.58%	

Valid	Invalid	Minimum	Maximum
209	14529	1	16

Type	Code
------	------

Measurement Unit	numeric
H2RX5_2	5_2. 2nd RX Partner: When your relationship with {INITIALS} began, did you and {INITIALS} go to the same school?

			Frequency	% of total	% of valid
Valid	0	no	86	0.58%	48.86%
	1	yes	90	0.61%	51.14%
	Total		176	1.19%	100%
Missing	6	refused	2	0.01%	
	7	legitimate skip	14559	98.79%	
	8	don't know	1	0.01%	
	Total		14,562	98.81%	

Valid	Invalid	Minimum	Maximum
176	14562	0	1

H2RX6_2 - S25Q6 PARTNR2 WHERE DID HE/SHE LIVE-W2

Type	Code
Measurement Unit	numeric
H2RX6_2	6_2. 2nd RX Partner: When your relationship with {INITIALS} began, where did {INITIALS} live?

			Frequency	% of total	% of valid
Valid	1	in your neighborhood	67	0.45%	32.06%
	2	not in your neighborhood	142	0.96%	67.94%
	Total		209	1.42%	100%
Missing	7	legitimate skip	14527	98.57%	
	8	don't know	2	0.01%	
	Total		14,529	98.58%	

Valid	Invalid	Minimum	Maximum
209	14529	1	2

H2RX7A_2 - S25Q7A PARTNR2-SAME SCHOOL-W2

Type	Code
Measurement Unit	numeric
H2RX7A_2	7A_2. 2nd RX Partner: In what ways did you know {INITIALS} before your romantic relationship began? If you knew {INITIALS} in more than one way, choose more than one answer. You went to the same school.

			Frequency	% of total	% of valid
--	--	--	-----------	------------	------------

Valid	0	not marked	129	0.88%	61.72%
	1	marked	80	0.54%	38.28%
		Total	209	1.42%	100%
Missing	7	legitimate skip	14527	98.57%	
	8	don't know	2	0.01%	
		Total	14,529	98.58%	

Valid	Invalid	Minimum	Maximum
209	14529	0	1

H2RX7B_2 - S25Q7B PARTNR2-SAME PL OF WORSHIP-W2

Type	Code
Measurement Unit	numeric
H2RX7B_2	7B_2. 2nd RX Partner: In what ways did you know {INITIALS} before your romantic relationship began? If you knew {INITIALS} in more than one way, choose more than one answer. You went to the same church, synagogue, or place of worship.

			Frequency	% of total	% of valid
Valid	0	not marked	198	1.34%	94.74%
	1	marked	11	0.07%	5.26%
		Total	209	1.42%	100%
Missing	7	legitimate skip	14527	98.57%	
	8	don't know	2	0.01%	
		Total	14,529	98.58%	

Valid	Invalid	Minimum	Maximum
209	14529	0	1

H2RX7C_2 - S25Q7C PARTNR2-NEIGHBORS-W2

Type	Code
Measurement Unit	numeric
H2RX7C_2	7C_2. 2nd RX Partner: In what ways did you know {INITIALS} before your romantic relationship began? If you knew {INITIALS} in more than one way, choose more than one answer. You were neighbors.

			Frequency	% of total	% of valid
Valid	0	not marked	195	1.32%	93.3%
	1	marked	14	0.09%	6.7%
		Total	209	1.42%	100%

Missing	7	legitimate skip	14527	98.57%	
	8	don't know	2	0.01%	
		Total	14,529	98.58%	

Valid	Invalid	Minimum	Maximum
209	14529	0	1

H2RX7D_2 - S25Q7D PARTNR2-CASUAL ACQUAINTANCES-W2

Type	Code
Measurement Unit	numeric
H2RX7D_2	7D_2. 2nd RX Partner: In what ways did you know {INITIALS} before your romantic relationship began? If you knew {INITIALS} in more than one way, choose more than one answer. You were casual acquaintances.

			Frequency	% of total	% of valid
Valid	0	not marked	175	1.19%	83.73%
	1	marked	34	0.23%	16.27%
		Total	209	1.42%	100%
Missing	7	legitimate skip	14527	98.57%	
	8	don't know	2	0.01%	
		Total	14,529	98.58%	

Valid	Invalid	Minimum	Maximum
209	14529	0	1

H2RX7E_2 - S25Q7E PARTNR2-FRIENDS-W2

Type	Code
Measurement Unit	numeric
H2RX7E_2	7E_2. 2nd RX Partner: In what ways did you know {INITIALS} before your romantic relationship began? If you knew {INITIALS} in more than one way, choose more than one answer. You were friends.

			Frequency	% of total	% of valid
Valid	0	not marked	151	1.02%	72.25%
	1	marked	58	0.39%	27.75%
		Total	209	1.42%	100%
Missing	7	legitimate skip	14527	98.57%	
	8	don't know	2	0.01%	
		Total	14,529	98.58%	

Valid	Invalid	Minimum	Maximum
-------	---------	---------	---------

209	14529	0	1
-----	-------	---	---

H2RX7F_2 - S25Q7F PARTNR2-SHARED MUTUAL FRIEND-W2

Type	Code
Measurement Unit	numeric
H2RX7F_2	7F_2. 2nd RX Partner: In what ways did you know {INITIALS} before your romantic relationship began? If you knew {INITIALS} in more than one way, choose more than one answer. {INITIALS} was a friend of another friend of yours.

			Frequency	% of total	% of valid
Valid	0	not marked	138	0.94%	66.03%
	1	marked	71	0.48%	33.97%
		Total	209	1.42%	100%
Missing	7	legitimate skip	14527	98.57%	
	8	don't know	2	0.01%	
		Total	14,529	98.58%	

Valid	Invalid	Minimum	Maximum
209	14529	0	1

H2RX7G_2 - S25Q7G PARTNR2-SOME OTHER WAY-W2

Type	Code
Measurement Unit	numeric
H2RX7G_2	7G_2. 2nd RX Partner: In what ways did you know {INITIALS} before your romantic relationship began? If you knew {INITIALS} in more than one way, choose more than one answer. some other way

			Frequency	% of total	% of valid
Valid	0	not marked	182	1.23%	87.08%
	1	marked	27	0.18%	12.92%
		Total	209	1.42%	100%
Missing	7	legitimate skip	14527	98.57%	
	8	don't know	2	0.01%	
		Total	14,529	98.58%	

Valid	Invalid	Minimum	Maximum
209	14529	0	1

H2RX7H_2 - S25Q7H PARTNR2-DID NOT KNOW BEFORE-W2

Type	Code
Measurement Unit	numeric
H2RX7H_2	7H_2. 2nd RX Partner: In what ways did you know {INITIALS} before your romantic relationship began? If you knew {INITIALS} in more than one way, choose more than one answer. You did not know {INITIALS} before your relationship began. Your romantic relationship began at your first meeting.

			Frequency	% of total	% of valid
Valid	0	not marked	199	1.35%	95.22%
	1	marked	10	0.07%	4.78%
	Total		209	1.42%	100%
Missing	7	legitimate skip	14527	98.57%	
	8	don't know	2	0.01%	
	Total		14,529	98.58%	

Valid	Invalid	Minimum	Maximum
209	14529	0	1

H2RX8_2 - S25Q8 PARTNR2-HOW MANY FRIENDS KNEW-W2

Type	Code
Measurement Unit	numeric
H2RX8_2	8_2. 2nd RX Partner: When your relationship with {INITIALS} began, how many of your close friends knew {INITIALS}?

			Frequency	% of total	% of valid
Valid	1	all of them	66	0.45%	31.43%
	2	most of them	52	0.35%	24.76%
	3	a few of them	56	0.38%	26.67%
	4	one of them	20	0.14%	9.52%
	5	none of them	15	0.1%	7.14%
	6	when your romantic relationship with {INITIALS} began, you had no close friends	1	0.01%	0.48%
		Total	210	1.42%	100%
Missing	97	legitimate skip	14527	98.57%	
	98	don't know	1	0.01%	
	Total		14,528	98.58%	

Valid	Invalid	Minimum	Maximum
210	14528	1	6

 H2RX9_2 - S25Q9 PARTNR2-INSULT YOU IN PUBLIC-W2

Type	Code
Measurement Unit	numeric
H2RX9_2	9_2. 2nd RX Partner: Did {INITIALS} call you names, insult you, or treat you disrespectfully in front of others?

			Frequency	% of total	% of valid
Valid	0	no	192	1.3%	91.43%
	1	yes	18	0.12%	8.57%
	Total		210	1.42%	100%
Missing	7	legitimate skip	14527	98.57%	
	8	don't know	1	0.01%	
	Total		14,528	98.58%	

Valid	Invalid	Minimum	Maximum
210	14528	0	1

 H2RX10M2 - S25Q10 PARTNR2-MONTH FIRST OCCURRED-W2

Type	Code
Measurement Unit	numeric
H2RX10M2	10M2. 2nd RX Partner: In what month [and year] did {INITIALS} first do this?

			Frequency	% of total	% of valid
Valid	2	February	2	0.01%	16.67%
	3	March	2	0.01%	16.67%
	4	April	2	0.01%	16.67%
	5	May	2	0.01%	16.67%
	8	August	1	0.01%	8.33%
	10	October	3	0.02%	25%
	Total		12	0.08%	100%
Missing	97	legitimate skip	14720	99.88%	
	98	don't know	6	0.04%	
	Total		14,726	99.92%	

Valid	Invalid	Minimum	Maximum
12	14726	2	10

 H2RX10Y2 - S25Q10 PARTNR2-YEAR FIRST OCCURRED-W2

Type	Code
------	------

Measurement Unit	numeric
H2RX10Y2	10Y2. 2nd RX Partner: In what [month and] year did {INITIALS} first do this?

			Frequency	% of total	% of valid
Valid	94	1994	3	0.02%	25%
	95	1995	3	0.02%	25%
	96	1996	6	0.04%	50%
		Total	12	0.08%	100%
Missing	997	legitimate skip	14720	99.88%	
	998	don't know	6	0.04%	
		Total	14,726	99.92%	

Valid	Invalid	Minimum	Maximum
12	14726	94	96

H2RX11_2 - S25Q11 PARTNR2-SWEAR AT YOU-W2

Type	Code
Measurement Unit	numeric
H2RX11_2	11_2. 2nd RX Partner: Did {INITIALS} swear at you?

			Frequency	% of total	% of valid
Valid	0	no	189	1.28%	90.43%
	1	yes	20	0.14%	9.57%
		Total	209	1.42%	100%
Missing	6	refused	1	0.01%	
	7	legitimate skip	14527	98.57%	
	8	don't know	1	0.01%	
		Total	14,529	98.58%	

Valid	Invalid	Minimum	Maximum
209	14529	0	1

H2RX12M2 - S25Q12 PARTNR2-MONTH FIRST OCCURRED-W2

Type	Code
Measurement Unit	numeric
H2RX12M2	12M2. 2nd RX Partner: In what month [and year] did {INITIALS} first do this?

			Frequency	% of total	% of valid
--	--	--	-----------	------------	------------

Valid	1	January	1	0.01%	7.14%
	3	March	2	0.01%	14.29%
	4	April	4	0.03%	28.57%
	5	May	1	0.01%	7.14%
	6	June	1	0.01%	7.14%
	8	August	3	0.02%	21.43%
	9	September	1	0.01%	7.14%
	11	November	1	0.01%	7.14%
		Total	14	0.09%	100%
Missing	97	legitimate skip	14718	99.86%	
	98	don't know	6	0.04%	
		Total	14,724	99.91%	

Valid	Invalid	Minimum	Maximum
14	14724	1	11

Type	Code
Measurement Unit	numeric
H2RX12Y2	12Y2. 2nd RX Partner: In what [month and] year did {INITIALS} first do this?

			Frequency	% of total	% of valid
Valid	93	1993	1	0.01%	6.67%
	94	1994	3	0.02%	20%
	95	1995	5	0.03%	33.33%
	96	1996	6	0.04%	40%
		Total	15	0.1%	100%
Missing	997	legitimate skip	14718	99.86%	
	998	don't know	5	0.03%	
		Total	14,723	99.9%	

Valid	Invalid	Minimum	Maximum
15	14723	93	96

Type	Code
Measurement Unit	numeric
H2RX13_2	13_2. 2nd RX Partner: Did {INITIALS} threaten you with violence?

	Frequency	% of total	% of valid
--	-----------	------------	------------

Valid	0	no	204	1.38%	98.08%
	1	yes	4	0.03%	1.92%
		Total	208	1.41%	100%
Missing	6	refused	1	0.01%	
	7	legitimate skip	14527	98.57%	
	8	don't know	2	0.01%	
		Total	14,530	98.59%	

Valid	Invalid	Minimum	Maximum
208	14530	0	1

Type	Code
Measurement Unit	numeric
H2RX14M2	14M2. 2nd RX Partner: In what month [and year] did {INITIALS} first do this?

			Frequency	% of total	% of valid
Valid	2	February	1	0.01%	25%
	4	April	2	0.01%	50%
	9	September	1	0.01%	25%
		Total	4	0.03%	100%
Missing	97	legitimate skip	14734	99.97%	
		Total	14,734	99.97%	

Valid	Invalid	Minimum	Maximum
4	14734	2	9

Type	Code
Measurement Unit	numeric
H2RX14Y2	14Y2. 2nd RX Partner: In what [month and] year did {INITIALS} first do this?

			Frequency	% of total	% of valid
Valid	95	1995	1	0.01%	25%
	96	1996	3	0.02%	75%
		Total	4	0.03%	100%
Missing	997	legitimate skip	14734	99.97%	
		Total	14,734	99.97%	

Valid	Invalid	Minimum	Maximum

4	14734	95	96
---	-------	----	----

H2RX15_2 - S25Q15 PARTNR2-PUSH/SHOVE YOU-W2

Type	Code
Measurement Unit	numeric
H2RX15_2	15_2. 2nd RX Partner: Did {INITIALS} push or shove you?

			Frequency	% of total	% of valid
Valid	0	no	199	1.35%	95.22%
	1	yes	10	0.07%	4.78%
	Total		209	1.42%	100%
Missing	6	refused	1	0.01%	
	7	legitimate skip	14527	98.57%	
	8	don't know	1	0.01%	
	Total		14,529	98.58%	

Valid	Invalid	Minimum	Maximum
209	14529	0	1

H2RX16M2 - S25Q16 PARTNR2-MONTH FIRST OCCURRED-W2

Type	Code
Measurement Unit	numeric
H2RX16M2	16M2. 2nd RX Partner: In what month [and year] did {INITIALS} first do this?

			Frequency	% of total	% of valid
Valid	2	February	1	0.01%	20%
	3	March	1	0.01%	20%
	4	April	2	0.01%	40%
	5	May	1	0.01%	20%
	Total		5	0.03%	100%
Missing	97	legitimate skip	14728	99.93%	
	98	don't know	5	0.03%	
	Total		14,733	99.97%	

Valid	Invalid	Minimum	Maximum
5	14733	2	5

H2RX16Y2 - S25Q16 PARTNR2-YEAR FIRST OCCURRED-W2

Type	Code
------	------

Measurement Unit	numeric
H2RX16Y2	16Y2. 2nd RX Partner: In what [month and] year did {INITIALS} first do this?

			Frequency	% of total	% of valid
Valid	96	1996	7	0.05%	100%
		Total	7	0.05%	100%
Missing	997	legitimate skip	14728	99.93%	
	998	don't know	3	0.02%	
		Total	14,731	99.95%	

Valid	Invalid	Minimum	Maximum
7	14731	96	96

H2RX17_2 - S25Q17 PARTNR2-THROW SOMETHING AT YOU-W2

Type	Code
Measurement Unit	numeric
H2RX17_2	17_2. 2nd RX Partner: Did {INITIALS} throw something at you that could hurt you?

			Frequency	% of total	% of valid
Valid	0	no	209	1.42%	100%
		Total	209	1.42%	100%
Missing	6	refused	1	0.01%	
	7	legitimate skip	14527	98.57%	
	8	don't know	1	0.01%	
		Total	14,529	98.58%	

Valid	Invalid	Minimum	Maximum
209	14529	0	0

H2RX18M2 - S25Q18 PARTNR2-MONTH FIRST OCCURRED-W2

Type	Numeric (Integer)
Measurement Unit	numeric
H2RX18M2	18M2. 2nd RX Partner: In what month [and year] did {INITIALS} first do this?

			Frequency
Missing	97	legitimate skip	14738

Valid	Invalid
0	14738

 H2RX18Y2 - S25Q18 PARTNR2-YEAR FIRST OCCURRED-W2

Type	Numeric (Integer)
Measurement Unit	numeric
H2RX18Y2	18Y2. 2nd RX Partner: In what [month and] year did {INITIALS} first do this?

			Frequency
Missing	997	legitimate skip	14738

Valid	Invalid
0	14738

 H2RX19_2 - S25Q19 PARTNR2-STILL GOING ON-W2

Type	Code
Measurement Unit	numeric
H2RX19_2	19_2. 2nd RX Partner: Is your romantic relationship with {INITIALS} still going on?

			Frequency	% of total	% of valid
Valid	0	no	170	1.15%	81.34%
	1	yes	39	0.26%	18.66%
	Total		209	1.42%	100%
Missing	6	refused	1	0.01%	
	7	legitimate skip	14527	98.57%	
	8	don't know	1	0.01%	
Total		14,529	98.58%		

Valid	Invalid	Minimum	Maximum
209	14529	0	1

 H2RX20M2 - S25Q20M PARTNR2-WHEN DID IT END-MO-W2

Type	Code
Measurement Unit	numeric
H2RX20M2	20M2. 2nd RX Partner: In what month [and year] did your relationship with {INITIALS} end?

			Frequency	% of total	% of valid
--	--	--	-----------	------------	------------

Valid	1	January	13	0.09%	11.71%
	2	February	8	0.05%	7.21%
	3	March	6	0.04%	5.41%
	4	April	15	0.1%	13.51%
	5	May	25	0.17%	22.52%
	6	June	11	0.07%	9.91%
	7	July	5	0.03%	4.5%
	8	August	5	0.03%	4.5%
	9	September	4	0.03%	3.6%
	10	October	11	0.07%	9.91%
	11	November	3	0.02%	2.7%
	12	December	5	0.03%	4.5%
		Total	111	0.75%	100%
Missing	96	refused	6	0.04%	
	97	legitimate skip	14568	98.85%	
	98	don't know	53	0.36%	
		Total	14,627	99.25%	

Valid	Invalid	Minimum	Maximum
111	14627	1	12

H2RX20Y2 - S25Q20Y PARTNR2-WHEN DID IT END-YR-W2

Type	Code
Measurement Unit	numeric
H2RX20Y2	20Y2. 2nd RX Partner: In what [month and] year did your relationship with {INITIALS} end?

			Frequency	% of total	% of valid
Valid	92	1992	1	0.01%	0.83%
	93	1993	5	0.03%	4.13%
	94	1994	3	0.02%	2.48%
	95	1995	47	0.32%	38.84%
	96	1996	65	0.44%	53.72%
		Total	121	0.82%	100%
Missing	996	refused	6	0.04%	
	997	legitimate skip	14568	98.85%	
	998	don't know	43	0.29%	
		Total	14,617	99.18%	

Valid	Invalid	Minimum	Maximum
121	14617	92	96

 H2RX21_2 - S25Q21 PARTNR2-WHERE LIVE AT END-W2

Type	Code
Measurement Unit	numeric
H2RX21_2	21_2. 2nd RX Partner: When the romantic relationship with {INITIALS} ended, where did {INITIALS} live?

			Frequency	% of total	% of valid
Valid	0	in your neighborhood	45	0.31%	26.79%
	1	not in your neighborhood	123	0.83%	73.21%
Total			168	1.14%	100%
Missing	6	refused	2	0.01%	
	7	legitimate skip	14568	98.85%	
Total			14,570	98.86%	

Valid	Invalid	Minimum	Maximum
168	14570	0	1

 H2RX22_2 - S25Q22 PARTNR2-SAMPLE SCH NOW-W2

Type	Code
Measurement Unit	numeric
H2RX22_2	22_2. 2nd RX Partner: [If SCHOOL YEAR:] Does {INITIALS} go to {SAMPLE SCHOOL}? [If SUMMER:] Did {INITIALS} go to {SAMPLE SCHOOL} this past school year?

			Frequency	% of total	% of valid
Valid	0	no	137	0.93%	65.55%
	1	yes	72	0.49%	34.45%
Total			209	1.42%	100%
Missing	6	refused	1	0.01%	
	7	legitimate skip	14527	98.57%	
	8	don't know	1	0.01%	
Total			14,529	98.58%	

Valid	Invalid	Minimum	Maximum
209	14529	0	1

 H2RX23_2 - S25Q23 PARTNR2-SISTER SCH NOW-W2

Type	Code
Measurement Unit	numeric

H2RX23_2	23_2. 2nd RX Partner: [If SCHOOL YEAR:] Does {INITIALS} go to {SISTER SCHOOL}? [If SUMMER:] Did {INITIALS} go to {SISTER SCHOOL} this past school year?
----------	---

			Frequency	% of total	% of valid
Valid	0	no	102	0.69%	96.23%
	1	yes	4	0.03%	3.77%
Total			106	0.72%	100%
Missing	6	refused	1	0.01%	
	7	legitimate skip	14631	99.27%	
	Total		14,632	99.28%	

Valid	Invalid	Minimum	Maximum
106	14632	0	1

H2RX24_2 - S25Q24 PARTNR2-SAMPLE SCH 94-95-W2

Type	Code
Measurement Unit	numeric
H2RX24_2	24_2. 2nd RX Partner: [If SCHOOL YEAR:] Did {INITIALS} go to {SAMPLE SCHOOL} during the 1994-95 school year, in other words, last school year? [If SUMMER:] Did {INITIALS} go to {SAMPLE SCHOOL} during the 1994-95 school year, in other words, the school year before this past one?

			Frequency	% of total	% of valid
Valid	0	no	143	0.97%	68.75%
	1	yes	65	0.44%	31.25%
Total			208	1.41%	100%
Missing	6	refused	2	0.01%	
	7	legitimate skip	14527	98.57%	
	8	don't know	1	0.01%	
	Total		14,530	98.59%	

Valid	Invalid	Minimum	Maximum
208	14530	0	1

H2RX25_2 - S25Q25 PARTNR2-SISTER SCH 94-95-W2

Type	Code
Measurement Unit	numeric

H2RX25_2	25_2. 2nd RX Partner: [If SCHOOL YEAR:] Did {INITIALS} go to {SISTER SCHOOL} during the 1994-95 school year, in other words, last school year? [If SUMMER:] Did {INITIALS} go to {SISTER SCHOOL} the school year before this past one?
----------	--

			Frequency	% of total	% of valid
Valid	0	no	135	0.92%	93.75%
	1	yes	9	0.06%	6.25%
	Total		144	0.98%	100%
Missing	6	refused	2	0.01%	
	7	legitimate skip	14592	99.01%	
	Total		14,594	99.02%	

Valid	Invalid	Minimum	Maximum
144	14594	0	1

H2RX26_2 - S25Q26 PARTNR2-GRADE NOW-W2

Type	Code
Measurement Unit	numeric
H2RX26_2	26_2. 2nd RX Partner: [If SCHOOL YEAR:] What grade is {INITIALS} in now? [If SUMMER:] What grade was {INITIALS} in during the 1995-96 school year?

			Frequency	% of total	% of valid
Valid	1	first grade	1	0.01%	0.48%
	2	second grade	2	0.01%	0.97%
	7	seventh grade	1	0.01%	0.48%
	8	eighth grade	18	0.12%	8.7%
	9	ninth grade	21	0.14%	10.14%
	10	tenth grade	35	0.24%	16.91%
	11	eleventh grade	38	0.26%	18.36%
	12	twelfth grade	34	0.23%	16.43%
	13	{INITIALS} has graduated from high school, and is in another kind of school	20	0.14%	9.66%
	14	{INITIALS} has graduated from high school, and is out of school	12	0.08%	5.8%
	15	{INITIALS} has dropped out of school	14	0.09%	6.76%
	16	{INITIALS} is in school, but you don't know what grade	2	0.01%	0.97%
	17	you don't know whether {INITIALS} is in school	9	0.06%	4.35%

		Total	207	1.4%	100%
Missing	96	refused	2	0.01%	
	97	legitimate skip	14527	98.57%	
	98	don't know	2	0.01%	
		Total	14,531	98.6%	

Valid	Invalid	Minimum	Maximum
207	14531	1	17

H2RX27_2 - S25Q27 PARTNR2-AGE NOW-W2

Type	Numeric (Double)
H2RX27_2	27_2. 2nd RX Partner: How old is {INITIALS} now?

			Frequency	% of total	% of valid
Missing	96	refused	4	0.03%	
	97	legitimate skip	14527	98.57%	
	98	don't know	1	0.01%	
		Total	14,532	98.6%	

Valid	Invalid	Minimum	Maximum	Mean	StdDev
206	14532	12	41	17.708737...	3.2070990...

H2RX28_2 - S25R128 PARTNR2-HISPANIC/LATINO-W2

Type	Code
Measurement Unit	numeric
H2RX28_2	28_2. 2nd RX Partner: Is {INITIALS} of Hispanic or Latino origin?

			Frequency	% of total	% of valid
Valid	0	no	161	1.09%	77.4%
	1	yes	47	0.32%	22.6%
		Total	208	1.41%	100%
Missing	6	refused	2	0.01%	
	7	legitimate skip	14527	98.57%	
	8	don't know	1	0.01%	
		Total	14,530	98.59%	

Valid	Invalid	Minimum	Maximum
208	14530	0	1

H2RX29A2 - S25R129A PARTNR2-MEXICAN-W2

Type	Code
Measurement Unit	numeric
H2RX29A2	29A2. 2nd RX Partner: What is {INITIALS}'s Hispanic or Latino background? You may choose more than one answer. Mexican/Mexican American

			Frequency	% of total	% of valid
Valid	0	not marked	30	0.2%	63.83%
	1	marked	17	0.12%	36.17%
	Total		47	0.32%	100%
Missing	7	legitimate skip	14691	99.68%	
	Total		14,691	99.68%	

Valid	Invalid	Minimum	Maximum
47	14691	0	1

H2RX29B2 - S25RI29B PARTNR2-CHICANO-W2

Type	Code
Measurement Unit	numeric
H2RX29B2	29B2. 2nd RX Partner: What is {INITIALS}'s Hispanic or Latino background? You may choose more than one answer. Chicano/Chicana

			Frequency	% of total	% of valid
Valid	0	not marked	43	0.29%	91.49%
	1	marked	4	0.03%	8.51%
	Total		47	0.32%	100%
Missing	7	legitimate skip	14691	99.68%	
	Total		14,691	99.68%	

Valid	Invalid	Minimum	Maximum
47	14691	0	1

H2RX29C2 - S25RI29C PARTNR2-CUBAN-W2

Type	Code
Measurement Unit	numeric
H2RX29C2	29C2. 2nd RX Partner: What is {INITIALS}'s Hispanic or Latino background? You may choose more than one answer. Cuban/Cuban American

			Frequency	% of total	% of valid
Valid	0	not marked	38	0.26%	80.85%
	1	marked	9	0.06%	19.15%

		Total	47	0.32%	100%
Missing	7	legitimate skip	14691	99.68%	
		Total	14,691	99.68%	

Valid	Invalid	Minimum	Maximum
47	14691	0	1

H2RX29D2 - S25RI29D PARTNR2-PUERTO RICAN-W2

Type	Code
Measurement Unit	numeric
H2RX29D2	29D2. 2nd RX Partner: What is {INITIALS}'s Hispanic or Latino background? You may choose more than one answer. Puerto Rican

			Frequency	% of total	% of valid
Valid	0	not marked	35	0.24%	74.47%
	1	marked	12	0.08%	25.53%
		Total	47	0.32%	100%
Missing	7	legitimate skip	14691	99.68%	
		Total	14,691	99.68%	

Valid	Invalid	Minimum	Maximum
47	14691	0	1

H2RX29E2 - S25RI29E PARTNR2-CENTR/SOUTH AMERICAN-W2

Type	Code
Measurement Unit	numeric
H2RX29E2	29E2. 2nd RX Partner: What is {INITIALS}'s Hispanic or Latino background? You may choose more than one answer. Central/South American

			Frequency	% of total	% of valid
Valid	0	not marked	45	0.31%	95.74%
	1	marked	2	0.01%	4.26%
		Total	47	0.32%	100%
Missing	7	legitimate skip	14691	99.68%	
		Total	14,691	99.68%	

Valid	Invalid	Minimum	Maximum
47	14691	0	1

 H2RX29F2 - S25RI29F PARTNR2-OTHER HISPANIC-W2

Type	Code
Measurement Unit	numeric
H2RX29F2	29F2. 2nd RX Partner: What is {INITIALS}'s Hispanic or Latino background? You may choose more than one answer. other Hispanic

			Frequency	% of total	% of valid
Valid	0	not marked	44	0.3%	93.62%
	1	marked	3	0.02%	6.38%
	Total		47	0.32%	100%
Missing	7	legitimate skip	14691	99.68%	
	Total		14,691	99.68%	

Valid	Invalid	Minimum	Maximum
47	14691	0	1

 H2RX30A2 - S25RI30A PARTNR2-WHITE-W2

Type	Code
Measurement Unit	numeric
H2RX30A2	30A2. 2nd RX Partner: What is {INITIALS}'s race? If {INITIALS} is of mixed race, you may choose more than one answer. white

			Frequency	% of total	% of valid
Valid	0	not marked	93	0.63%	44.71%
	1	marked	115	0.78%	55.29%
	Total		208	1.41%	100%
Missing	6	refused	2	0.01%	
	7	legitimate skip	14527	98.57%	
	8	don't know	1	0.01%	
	Total		14,530	98.59%	

Valid	Invalid	Minimum	Maximum
208	14530	0	1

 H2RX30B2 - S25RI30B PARTNR2-AFRICAN AMERICAN-W2

Type	Code
Measurement Unit	numeric

H2RX30B2	30B2. 2nd RX Partner: What is {INITIALS}'s race? If {INITIALS} is of mixed race, you may choose more than one answer. black or African American
----------	---

			Frequency	% of total	% of valid
Valid	0	not marked	150	1.02%	72.12%
	1	marked	58	0.39%	27.88%
Total			208	1.41%	100%
Missing	6	refused	2	0.01%	
	7	legitimate skip	14527	98.57%	
	8	don't know	1	0.01%	
Total			14,530	98.59%	

Valid	Invalid	Minimum	Maximum
208	14530	0	1

H2RX30C2 - S25R130C PARTNR2-AMERICAN INDIAN-W2

Type	Code
Measurement Unit	numeric
H2RX30C2	30C2. 2nd RX Partner: What is {INITIALS}'s race? If {INITIALS} is of mixed race, you may choose more than one answer. American Indian or Native American

			Frequency	% of total	% of valid
Valid	0	not marked	205	1.39%	98.56%
	1	marked	3	0.02%	1.44%
Total			208	1.41%	100%
Missing	6	refused	2	0.01%	
	7	legitimate skip	14527	98.57%	
	8	don't know	1	0.01%	
Total			14,530	98.59%	

Valid	Invalid	Minimum	Maximum
208	14530	0	1

H2RX30D2 - S25R130D PARTNR2-ASIAN-W2

Type	Code
Measurement Unit	numeric
H2RX30D2	30D2. 2nd RX Partner: What is {INITIALS}'s race? If {INITIALS} is of mixed race, you may choose more than one answer. Asian or Pacific Islander

			Frequency	% of total	% of valid
--	--	--	-----------	------------	------------

Valid	0	not marked	199	1.35%	95.67%
	1	marked	9	0.06%	4.33%
		Total	208	1.41%	100%
Missing	6	refused	2	0.01%	
	7	legitimate skip	14527	98.57%	
	8	don't know	1	0.01%	
		Total	14,530	98.59%	

Valid	Invalid	Minimum	Maximum
208	14530	0	1

H2RX30E2 - S25RI30E PARTNR2-OTHER RACE-W2

Type	Code
Measurement Unit	numeric
H2RX30E2	30E2. 2nd RX Partner: What is {INITIALS}'s race? If {INITIALS} is of mixed race, you may choose more than one answer. other

			Frequency	% of total	% of valid
Valid	0	not marked	178	1.21%	85.58%
	1	marked	30	0.2%	14.42%
		Total	208	1.41%	100%
Missing	6	refused	2	0.01%	
	7	legitimate skip	14527	98.57%	
	8	don't know	1	0.01%	
		Total	14,530	98.59%	

Valid	Invalid	Minimum	Maximum
208	14530	0	1

H2RX31A2 - S25RI31A PARTNR2-CHINESE-W2

Type	Code
Measurement Unit	numeric
H2RX31A2	31A2. 2nd RX Partner: What is {INITIALS}'s Asian background? You may choose more than one answer. Chinese

			Frequency	% of total	% of valid
Valid	0	not marked	9	0.06%	100%
		Total	9	0.06%	100%
Missing	7	legitimate skip	14729	99.94%	
		Total	14,729	99.94%	

Valid	Invalid	Minimum	Maximum
9	14729	0	0

H2RX31B2 - S25RI31B PARTNR2-FILIPINO-W2

Type	Code
Measurement Unit	numeric
H2RX31B2	31B2. 2nd RX Partner: What is {INITIALS}'s Asian background? You may choose more than one answer. Filipino

			Frequency	% of total	% of valid
Valid	0	not marked	4	0.03%	44.44%
	1	marked	5	0.03%	55.56%
		Total	9	0.06%	100%
Missing	7	legitimate skip	14729	99.94%	
		Total	14,729	99.94%	

Valid	Invalid	Minimum	Maximum
9	14729	0	1

H2RX31C2 - S25RI31C PARTNR2-JAPANESE-W2

Type	Code
Measurement Unit	numeric
H2RX31C2	31C2. 2nd RX Partner: What is {INITIALS}'s Asian background? You may choose more than one answer. Japanese

			Frequency	% of total	% of valid
Valid	0	not marked	9	0.06%	100%
		Total	9	0.06%	100%
Missing	7	legitimate skip	14729	99.94%	
		Total	14,729	99.94%	

Valid	Invalid	Minimum	Maximum
9	14729	0	0

H2RX31D2 - S25RI31D PARTNR2-ASIAN INDIAN-W2

Type	Code
Measurement Unit	numeric
H2RX31D2	31D2. 2nd RX Partner: What is {INITIALS}'s Asian background? You may choose more than one answer. Asian Indian

			Frequency	% of total	% of valid
Valid	0	not marked	9	0.06%	100%
		Total	9	0.06%	100%
Missing	7	legitimate skip	14729	99.94%	
		Total	14,729	99.94%	

Valid	Invalid	Minimum	Maximum
9	14729	0	0

H2RX31E2 - S25RI31E PARTNR2-KOREAN-W2

Type	Code
Measurement Unit	numeric
H2RX31E2	31E2. 2nd RX Partner: What is {INITIALS}'s Asian background? You may choose more than one answer. Korean

			Frequency	% of total	% of valid
Valid	0	not marked	9	0.06%	100%
		Total	9	0.06%	100%
Missing	7	legitimate skip	14729	99.94%	
		Total	14,729	99.94%	

Valid	Invalid	Minimum	Maximum
9	14729	0	0

H2RX31F2 - S25RI31F PARTNR2-VIETNAMESE-W2

Type	Code
Measurement Unit	numeric
H2RX31F2	31F2. 2nd RX Partner: What is {INITIALS}'s Asian background? You may choose more than one answer. Vietnamese

			Frequency	% of total	% of valid
Valid	0	not marked	8	0.05%	88.89%
		marked	1	0.01%	11.11%
		Total	9	0.06%	100%
Missing	7	legitimate skip	14729	99.94%	
		Total	14,729	99.94%	

Valid	Invalid	Minimum	Maximum
9	14729	0	1

 H2RX31G2 - S25R131G PARTNR2-OTHER-W2

Type	Code
Measurement Unit	numeric
H2RX31G2	31G2. 2nd RX Partner: What is {INITIALS}'s Asian background? You may choose more than one answer. other

			Frequency	% of total	% of valid
Valid	0	not marked	6	0.04%	66.67%
	1	marked	3	0.02%	33.33%
		Total	9	0.06%	100%
Missing	7	legitimate skip	14729	99.94%	
	Total		14,729	99.94%	

Valid	Invalid	Minimum	Maximum
9	14729	0	1

 H2RX32_2 - S25Q32 PARTNR2-GENDER-W2

Type	Code
Measurement Unit	numeric
H2RX32_2	32_2. 2nd RX Partner: What is {INITIALS}'s sex?

			Frequency	% of total	% of valid
Valid	1	male	79	0.54%	37.98%
	2	female	129	0.88%	62.02%
		Total	208	1.41%	100%
Missing	6	refused	2	0.01%	
	7	legitimate skip	14527	98.57%	
	8	don't know	1	0.01%	
		Total	14,530	98.59%	

Valid	Invalid	Minimum	Maximum
208	14530	1	2

 H2RX33A2 - S25Q33A PARTNR2-GROUP DATE-W2

Type	Code
Measurement Unit	numeric

H2RX33A2	33A2. 2nd RX Partner: Go through the deck of cards and reject any cards that describe things that have NOT happened in your romantic relationship with {INITIALS}: You went out together in a group.
----------	--

			Frequency	% of total	% of valid
Valid	0	card rejected	82	0.56%	42.49%
	1	card kept	111	0.75%	57.51%
Total			193	1.31%	100%
Missing	6	refused	14	0.09%	
	7	legitimate skip	14527	98.57%	
	8	don't know	4	0.03%	
Total			14,545	98.69%	

Valid	Invalid	Minimum	Maximum
193	14545	0	1

H2RX33B2 - S25Q33B PARTNR2-MET PARENTS-W2

Type	Code
Measurement Unit	numeric
H2RX33B2	33B2. 2nd RX Partner: Go through the deck of cards and reject any cards that describe things that have NOT happened in your romantic relationship with {INITIALS}: You met your partneRespondent's parents.

			Frequency	% of total	% of valid
Valid	0	card rejected	98	0.66%	50%
	1	card kept	98	0.66%	50%
Total			196	1.33%	100%
Missing	6	refused	12	0.08%	
	7	legitimate skip	14527	98.57%	
	8	don't know	3	0.02%	
Total			14,542	98.67%	

Valid	Invalid	Minimum	Maximum
196	14542	0	1

H2RX33C2 - S25Q33C PARTNR2-SAID WERE A COUPLE-W2

Type	Code
Measurement Unit	numeric
H2RX33C2	33C2. 2nd RX Partner: Go through the deck of cards and reject any cards that describe things that have NOT happened in your romantic relationship with {INITIALS}: You told other people that you were a couple.

			Frequency	% of total	% of valid
Valid	0	card rejected	103	0.7%	52.55%
	1	card kept	93	0.63%	47.45%
Total			196	1.33%	100%
Missing	6	refused	11	0.07%	
	7	legitimate skip	14527	98.57%	
	8	don't know	4	0.03%	
Total			14,542	98.67%	

Valid	Invalid	Minimum	Maximum
196	14542	0	1

H2RX33D2 - S25Q33D PARTNR2-SAW LESS OF FRIENDS-W2

Type	Code
Measurement Unit	numeric
H2RX33D2	33D2. 2nd RX Partner: Go through the deck of cards and reject any cards that describe things that have NOT happened in your romantic relationship with {INITIALS}: You saw less of your other friends so you could spend more time with your partner.

			Frequency	% of total	% of valid
Valid	0	card rejected	132	0.9%	67.35%
	1	card kept	64	0.43%	32.65%
Total			196	1.33%	100%
Missing	6	refused	12	0.08%	
	7	legitimate skip	14527	98.57%	
	8	don't know	3	0.02%	
Total			14,542	98.67%	

Valid	Invalid	Minimum	Maximum
196	14542	0	1

H2RX33E2 - S25Q33E PARTNR2-WENT OUT ALONE-W2

Type	Code
Measurement Unit	numeric
H2RX33E2	33E2. 2nd RX Partner: Go through the deck of cards and reject any cards that describe things that have NOT happened in your romantic relationship with {INITIALS}: You and your partner went out together alone.

			Frequency	% of total	% of valid
--	--	--	-----------	------------	------------

Valid	0	card rejected	82	0.56%	41.41%
	1	card kept	116	0.79%	58.59%
		Total	198	1.34%	100%
Missing	6	refused	10	0.07%	
	7	legitimate skip	14527	98.57%	
	8	don't know	3	0.02%	
		Total	14,540	98.66%	

Valid	Invalid	Minimum	Maximum
198	14540	0	1

H2RX33F2 - S25Q33F PARTNR2-HELD HANDS-W2

Type	Code
Measurement Unit	numeric
H2RX33F2	33F2. 2nd RX Partner: Go through the deck of cards and reject any cards that describe things that have NOT happened in your romantic relationship with {INITIALS}: You held hands.

			Frequency	% of total	% of valid
Valid	0	card rejected	46	0.31%	23.35%
	1	card kept	151	1.02%	76.65%
		Total	197	1.34%	100%
Missing	6	refused	11	0.07%	
	7	legitimate skip	14527	98.57%	
	8	don't know	3	0.02%	
		Total	14,541	98.66%	

Valid	Invalid	Minimum	Maximum
197	14541	0	1

H2RX33G2 - S25Q33G PARTNR2-EXCHANGED PRESENTS-W2

Type	Code
Measurement Unit	numeric
H2RX33G2	33G2. 2nd RX Partner: Go through the deck of cards and reject any cards that describe things that have NOT happened in your romantic relationship with {INITIALS}: You gave each other presents.

			Frequency	% of total	% of valid
Valid	0	card rejected	123	0.83%	62.44%
	1	card kept	74	0.5%	37.56%

		Total	197	1.34%	100%
Missing	6	refused	11	0.07%	
	7	legitimate skip	14527	98.57%	
	8	don't know	3	0.02%	
		Total	14,541	98.66%	

Valid	Invalid	Minimum	Maximum
197	14541	0	1

H2RX33H2 - S25Q33H PARTNR2-SAID LOVED EACH OTHER-W2

Type	Code
Measurement Unit	numeric
H2RX33H2	33H2. 2nd RX Partner: Go through the deck of cards and reject any cards that describe things that have NOT happened in your romantic relationship with {INITIALS}: You told each other that you loved each other.

			Frequency	% of total	% of valid
Valid	0	card rejected	96	0.65%	48.48%
	1	card kept	102	0.69%	51.52%
		Total	198	1.34%	100%
Missing	6	refused	11	0.07%	
	7	legitimate skip	14527	98.57%	
	8	don't know	2	0.01%	
		Total	14,540	98.66%	

Valid	Invalid	Minimum	Maximum
198	14540	0	1

H2RX33I2 - S25Q33I PARTNR2-CONSIDERED A COUPLE-W2

Type	Code
Measurement Unit	numeric
H2RX33I2	33I2. 2nd RX Partner: Go through the deck of cards and reject any cards that describe things that have NOT happened in your romantic relationship with {INITIALS}: You thought of yourselves as a couple.

			Frequency	% of total	% of valid
Valid	0	card rejected	90	0.61%	45.45%
	1	card kept	108	0.73%	54.55%
		Total	198	1.34%	100%

Missing	6	refused	10	0.07%	
	7	legitimate skip	14527	98.57%	
	8	don't know	3	0.02%	
		Total	14,540	98.66%	

Valid	Invalid	Minimum	Maximum
198	14540	0	1

Type	Code
Measurement Unit	numeric
H2RX33J2	33J2. 2nd RX Partner: Go through the deck of cards and reject any cards that describe things that have NOT happened in your romantic relationship with {INITIALS}: You talked about contraception or sexually transmitted diseases.

			Frequency	% of total	% of valid
Valid	0	card rejected	135	0.92%	68.18%
	1	card kept	63	0.43%	31.82%
		Total	198	1.34%	100%
Missing	6	refused	11	0.07%	
	7	legitimate skip	14527	98.57%	
	8	don't know	2	0.01%	
		Total	14,540	98.66%	

Valid	Invalid	Minimum	Maximum
198	14540	0	1

Type	Code
Measurement Unit	numeric
H2RX33K2	33K2. 2nd RX Partner: Go through the deck of cards and reject any cards that describe things that have NOT happened in your romantic relationship with {INITIALS}: You kissed.

			Frequency	% of total	% of valid
Valid	0	card rejected	31	0.21%	15.74%
	1	card kept	166	1.13%	84.26%
		Total	197	1.34%	100%
Missing	6	refused	11	0.07%	
	7	legitimate skip	14527	98.57%	
	8	don't know	3	0.02%	

		Total	14,541	98.66%	
--	--	-------	--------	--------	--

Valid	Invalid	Minimum	Maximum
197	14541	0	1

H2RX33L2 - S25Q33L PARTNR2-TOUCHED EACH OTHER-W2

Type	Code
Measurement Unit	numeric
H2RX33L2	33L2. 2nd RX Partner: Go through the deck of cards and reject any cards that describe things that have NOT happened in your romantic relationship with {INITIALS}: You touched each other under your clothing or with no clothes on.

			Frequency	% of total	% of valid
Valid	0	card rejected	59	0.4%	29.95%
	1	card kept	138	0.94%	70.05%
		Total	197	1.34%	100%
Missing	6	refused	11	0.07%	
	7	legitimate skip	14527	98.57%	
	8	don't know	3	0.02%	
		Total	14,541	98.66%	

Valid	Invalid	Minimum	Maximum
197	14541	0	1

H2RX33M2 - S25Q33M PARTNR2-HAD SEX-W2

Type	Code
Measurement Unit	numeric
H2RX33M2	33M2. 2nd RX Partner: Go through the deck of cards and reject any cards that describe things that have NOT happened in your romantic relationship with {INITIALS}: You had sexual intercourse.

			Frequency	% of total	% of valid
Valid	0	card rejected	62	0.42%	31.31%
	1	card kept	136	0.92%	68.69%
		Total	198	1.34%	100%
Missing	6	refused	11	0.07%	
	7	legitimate skip	14527	98.57%	
	8	don't know	2	0.01%	
		Total	14,540	98.66%	

Valid	Invalid	Minimum	Maximum
-------	---------	---------	---------

198	14540	0	1
-----	-------	---	---

H2RX33N2 - S25Q33N PARTNR2-TOUCHED GENITALS-W2

Type	Code
Measurement Unit	numeric
H2RX33N2	33N2. 2nd RX Partner: Go through the deck of cards and reject any cards that describe things that have NOT happened in your romantic relationship with {INITIALS}: You touched each other Respondent's genitals (private parts).

			Frequency	% of total	% of valid
Valid	0	card rejected	72	0.49%	36.55%
	1	card kept	125	0.85%	63.45%
		Total	197	1.34%	100%
Missing	6	refused	11	0.07%	
	7	legitimate skip	14527	98.57%	
	8	don't know	3	0.02%	
		Total	14,541	98.66%	

Valid	Invalid	Minimum	Maximum
197	14541	0	1

H2RX33O2 - S25Q33O PARTNR2-GOT PREGNANT-W2

Type	Code
Measurement Unit	numeric
H2RX33O2	33O2. 2nd RX Partner: Go through the deck of cards and reject any cards that describe things that have NOT happened in your romantic relationship with {INITIALS}: Your partner or you got pregnant.

			Frequency	% of total	% of valid
Valid	0	card rejected	177	1.2%	89.85%
	1	card kept	20	0.14%	10.15%
		Total	197	1.34%	100%
Missing	6	refused	11	0.07%	
	7	legitimate skip	14527	98.57%	
	8	don't know	3	0.02%	
		Total	14,541	98.66%	

Valid	Invalid	Minimum	Maximum
197	14541	0	1

 H2RX34A2 - S25Q34A PARTNR2-FIRST EVENT-W2

Type	Code
Measurement Unit	numeric
H2RX34A2	34A2. 2nd RX Partner: Enter the first thing that happened in your relationship with {INITIALS}.

			Frequency	% of total	% of valid
Valid	1	you went out together in a group	75	0.51%	42.61%
	2	you met your partner's parents	18	0.12%	10.23%
	3	you told other people that you were a couple	6	0.04%	3.41%
	4	you saw less of other friends so you could spend more time with your partner	2	0.01%	1.14%
	5	you and your partner went out together alone	13	0.09%	7.39%
	6	you held hands	22	0.15%	12.5%
	7	you gave each other presents	2	0.01%	1.14%
	8	you told each other you loved each other	6	0.04%	3.41%
	9	you thought of yourselves as a couple	13	0.09%	7.39%
	10	you talked about contraception or sexually transmitted diseases	3	0.02%	1.7%
	11	you kissed	12	0.08%	6.82%
	13	you had sexual intercourse	2	0.01%	1.14%
	14	you touched each others' genitals (private parts)	1	0.01%	0.57%
	15	your partner or you got pregnant	1	0.01%	0.57%
			Total	176	1.19%
Missing	97	legitimate skip	14562	98.81%	
		Total	14,562	98.81%	

Valid	Invalid	Minimum	Maximum
176	14562	1	15

 H2RX34B2 - S25Q34B PARTNR2-SECOND EVENT-W2

Type	Code
Measurement Unit	numeric

H2RX34B2	34B2. 2nd RX Partner: Enter the next [second] thing that happened in your relationship.
----------	---

			Frequency	% of total	% of valid
Valid	1	you went out together in a group	4	0.03%	2.33%
	2	you met your partner's parents	28	0.19%	16.28%
	3	you told other people that you were a couple	15	0.1%	8.72%
	4	you saw less of other friends so you could spend more time with your partner	8	0.05%	4.65%
	5	you and your partner went out together alone	18	0.12%	10.47%
	6	you held hands	39	0.26%	22.67%
	7	you gave each other presents	4	0.03%	2.33%
	8	you told each other you loved each other	7	0.05%	4.07%
	9	you thought of yourselves as a couple	7	0.05%	4.07%
	10	you talked about contraception or sexually transmitted diseases	2	0.01%	1.16%
	11	you kissed	31	0.21%	18.02%
	12	You touched each other under your clothing or with no clothes on	5	0.03%	2.91%
	13	you had sexual intercourse	3	0.02%	1.74%
	14	you touched each others' genitals (private parts)	1	0.01%	0.58%
	Total		172	1.17%	100%
Missing	97	legitimate skip	14566	98.83%	
		Total	14,566	98.83%	

Valid	Invalid	Minimum	Maximum
172	14566	1	14

H2RX34C2 - S25Q34C PARTNR2-3RD EVENT-W2

Type	Code
Measurement Unit	numeric
H2RX34C2	34C2. 2nd RX Partner: Enter the next [third] thing that happened in your relationship.

			Frequency	% of total	% of valid
Valid	1	you went out together in a group	8	0.05%	4.71%
	2	you met your partner's parents	14	0.09%	8.24%
	3	you told other people that you were a couple	25	0.17%	14.71%
	4	you saw less of other friends so you could spend more time with your partner	8	0.05%	4.71%
	5	you and your partner went out together alone	12	0.08%	7.06%
	6	you held hands	28	0.19%	16.47%
	7	you gave each other presents	6	0.04%	3.53%
	8	you told each other you loved each other	2	0.01%	1.18%
	9	you thought of yourselves as a couple	13	0.09%	7.65%
	10	you talked about contraception or sexually transmitted diseases	4	0.03%	2.35%
	11	you kissed	37	0.25%	21.76%
	12	You touched each other under your clothing or with no clothes on	5	0.03%	2.94%
	13	you had sexual intercourse	3	0.02%	1.76%
	14	you touched each others' genitals (private parts)	5	0.03%	2.94%
		Total	170	1.15%	100%
Missing	97	legitimate skip	14568	98.85%	
		Total	14,568	98.85%	

Valid	Invalid	Minimum	Maximum
170	14568	1	14

 H2RX34D2 - S25Q34D PARTNR2-4TH EVENT-W2

Type	Code
Measurement Unit	numeric
H2RX34D2	34D2. 2nd RX Partner: Enter the next [fourth] thing that happened in your relationship.

	Frequency	% of total	% of valid
--	-----------	------------	------------

Valid	1	you went out together in a group	7	0.05%	4.27%
	2	you met your partner's parents	9	0.06%	5.49%
	3	you told other people that you were a couple	9	0.06%	5.49%
	4	you saw less of other friends so you could spend more time with your partner	22	0.15%	13.41%
	5	you and your partner went out together alone	21	0.14%	12.8%
	6	you held hands	17	0.12%	10.37%
	7	you gave each other presents	9	0.06%	5.49%
	8	you told each other you loved each other	13	0.09%	7.93%
	9	you thought of yourselves as a couple	12	0.08%	7.32%
	10	you talked about contraception or sexually transmitted diseases	2	0.01%	1.22%
	11	you kissed	20	0.14%	12.2%
	12	You touched each other under your clothing or with no clothes on	13	0.09%	7.93%
	13	you had sexual intercourse	5	0.03%	3.05%
	14	you touched each others' genitals (private parts)	5	0.03%	3.05%
		Total	164	1.11%	100%
Missing	97	legitimate skip	14574	98.89%	
		Total	14,574	98.89%	

Valid	Invalid	Minimum	Maximum
164	14574	1	14

H2RX34E2 - S25Q34E PARTNR2-5TH EVENT-W2	
Type	Code
Measurement Unit	numeric
H2RX34E2	34E2. 2nd RX Partner: Enter the next [fifth] thing that happened in your relationship.

	Frequency	% of total	% of valid
--	-----------	------------	------------

Valid	1	you went out together in a group	2	0.01%	1.25%
	2	you met your partner's parents	8	0.05%	5%
	3	you told other people that you were a couple	8	0.05%	5%
	4	you saw less of other friends so you could spend more time with your partner	3	0.02%	1.88%
	5	you and your partner went out together alone	29	0.2%	18.13%
	6	you held hands	16	0.11%	10%
	7	you gave each other presents	7	0.05%	4.38%
	8	you told each other you loved each other	10	0.07%	6.25%
	9	you thought of yourselves as a couple	13	0.09%	8.13%
	10	you talked about contraception or sexually transmitted diseases	6	0.04%	3.75%
	11	you kissed	19	0.13%	11.88%
	12	You touched each other under your clothing or with no clothes on	14	0.09%	8.75%
	13	you had sexual intercourse	8	0.05%	5%
	14	you touched each others' genitals (private parts)	17	0.12%	10.63%
		Total	160	1.09%	100%
Missing	97	legitimate skip	14578	98.91%	
		Total	14,578	98.91%	

Valid	Invalid	Minimum	Maximum
160	14578	1	14

Type	Code
Measurement Unit	numeric
H2RX34F2	34F2. 2nd RX Partner: Enter the next [sixth] thing that happened in your relationship.

	Frequency	% of total	% of valid
--	-----------	------------	------------

Valid	1	you went out together in a group	5	0.03%	3.36%
	2	you met your partner's parents	2	0.01%	1.34%
	3	you told other people that you were a couple	10	0.07%	6.71%
	4	you saw less of other friends so you could spend more time with your partner	2	0.01%	1.34%
	5	you and your partner went out together alone	5	0.03%	3.36%
	6	you held hands	22	0.15%	14.77%
	7	you gave each other presents	12	0.08%	8.05%
	8	you told each other you loved each other	9	0.06%	6.04%
	9	you thought of yourselves as a couple	8	0.05%	5.37%
	10	you talked about contraception or sexually transmitted diseases	2	0.01%	1.34%
	11	you kissed	14	0.09%	9.4%
	12	You touched each other under your clothing or with no clothes on	27	0.18%	18.12%
	13	you had sexual intercourse	14	0.09%	9.4%
	14	you touched each others' genitals (private parts)	14	0.09%	9.4%
	15	your partner or you got pregnant	3	0.02%	2.01%
		Total	149	1.01%	100%
Missing	97	legitimate skip	14589	98.99%	
		Total	14,589	98.99%	

Valid	Invalid	Minimum	Maximum
149	14589	1	15

Type	Code
Measurement Unit	numeric
H2RX34G2	34G2. 2nd RX Partner: Enter the next [seventh] thing that happened in your relationship.

	Frequency	% of total	% of valid
--	-----------	------------	------------

Valid	1	you went out together in a group	1	0.01%	0.76%
	2	you met your partner's parents	5	0.03%	3.79%
	3	you told other people that you were a couple	9	0.06%	6.82%
	4	you saw less of other friends so you could spend more time with your partner	7	0.05%	5.3%
	5	you and your partner went out together alone	6	0.04%	4.55%
	6	you held hands	2	0.01%	1.52%
	7	you gave each other presents	19	0.13%	14.39%
	8	you told each other you loved each other	11	0.07%	8.33%
	9	you thought of yourselves as a couple	8	0.05%	6.06%
	10	you talked about contraception or sexually transmitted diseases	4	0.03%	3.03%
	11	you kissed	8	0.05%	6.06%
	12	You touched each other under your clothing or with no clothes on	13	0.09%	9.85%
	13	you had sexual intercourse	25	0.17%	18.94%
	14	you touched each others' genitals (private parts)	14	0.09%	10.61%
		Total	132	0.9%	100%
Missing	97	legitimate skip	14606	99.1%	
		Total	14,606	99.1%	

Valid	Invalid	Minimum	Maximum
132	14606	1	14

H2RX34H2 - S25Q34H PARTNR2-8TH EVENT-W2

Type	Code
Measurement Unit	numeric
H2RX34H2	34H2. 2nd RX Partner: Enter the next [eighth] thing that happened in your relationship.

	Frequency	% of total	% of valid
--	-----------	------------	------------

Valid	1	you went out together in a group	2	0.01%	1.83%
	2	you met your partner's parents	6	0.04%	5.5%
	3	you told other people that you were a couple	4	0.03%	3.67%
	4	you saw less of other friends so you could spend more time with your partner	4	0.03%	3.67%
	5	you and your partner went out together alone	3	0.02%	2.75%
	6	you held hands	4	0.03%	3.67%
	7	you gave each other presents	6	0.04%	5.5%
	8	you told each other you loved each other	24	0.16%	22.02%
	9	you thought of yourselves as a couple	6	0.04%	5.5%
	10	you talked about contraception or sexually transmitted diseases	5	0.03%	4.59%
	11	you kissed	5	0.03%	4.59%
	12	You touched each other under your clothing or with no clothes on	11	0.07%	10.09%
	13	you had sexual intercourse	17	0.12%	15.6%
	14	you touched each others' genitals (private parts)	11	0.07%	10.09%
	15	your partner or you got pregnant	1	0.01%	0.92%
		Total	109	0.74%	100%
Missing	97	legitimate skip	14629	99.26%	
		Total	14,629	99.26%	

Valid	Invalid	Minimum	Maximum
109	14629	1	15

Type	Code
Measurement Unit	numeric
H2RX34I2	34I2. 2nd RX Partner: Enter the next [ninth] thing that happened in your relationship.

	Frequency	% of total	% of valid
--	-----------	------------	------------

Valid	1	you went out together in a group	4	0.03%	4.6%
	2	you met your partner's parents	2	0.01%	2.3%
	3	you told other people that you were a couple	4	0.03%	4.6%
	4	you saw less of other friends so you could spend more time with your partner	1	0.01%	1.15%
	5	you and your partner went out together alone	3	0.02%	3.45%
	7	you gave each other presents	4	0.03%	4.6%
	8	you told each other you loved each other	12	0.08%	13.79%
	9	you thought of yourselves as a couple	19	0.13%	21.84%
	10	you talked about contraception or sexually transmitted diseases	5	0.03%	5.75%
	11	you kissed	4	0.03%	4.6%
	12	You touched each other under your clothing or with no clothes on	10	0.07%	11.49%
	13	you had sexual intercourse	11	0.07%	12.64%
	14	you touched each others' genitals (private parts)	8	0.05%	9.2%
		Total	87	0.59%	100%
Missing	97	legitimate skip	14651	99.41%	
		Total	14,651	99.41%	

Valid	Invalid	Minimum	Maximum
87	14651	1	14

H2RX34J2 - S25Q34J PARTNR2-10TH EVENT-W2

Type	Code
Measurement Unit	numeric
H2RX34J2	34J2. 2nd RX Partner: Enter the next [tenth] thing that happened in your relationship.

	Frequency	% of total	% of valid
--	-----------	------------	------------

Valid	1	you went out together in a group	1	0.01%	1.41%
	2	you met your partner's parents	2	0.01%	2.82%
	3	you told other people that you were a couple	1	0.01%	1.41%
	4	you saw less of other friends so you could spend more time with your partner	1	0.01%	1.41%
	5	you and your partner went out together alone	4	0.03%	5.63%
	7	you gave each other presents	2	0.01%	2.82%
	8	you told each other you loved each other	2	0.01%	2.82%
	9	you thought of yourselves as a couple	5	0.03%	7.04%
	10	you talked about contraception or sexually transmitted diseases	18	0.12%	25.35%
	11	you kissed	2	0.01%	2.82%
	12	You touched each other under your clothing or with no clothes on	14	0.09%	19.72%
	13	you had sexual intercourse	5	0.03%	7.04%
	14	you touched each others' genitals (private parts)	13	0.09%	18.31%
	15	your partner or you got pregnant	1	0.01%	1.41%
		Total	71	0.48%	100%
Missing	97	legitimate skip	14667	99.52%	
		Total	14,667	99.52%	

Valid	Invalid	Minimum	Maximum
71	14667	1	15

H2RX34K2 - S25Q34K PARTNR2-11TH EVENT-W2

Type	Code
Measurement Unit	numeric
H2RX34K2	34K2. 2nd RX Partner: Enter the next [eleventh] thing that happened in your relationship.

	Frequency	% of total	% of valid
--	-----------	------------	------------

Valid	1	you went out together in a group	1	0.01%	1.67%
	4	you saw less of other friends so you could spend more time with your partner	2	0.01%	3.33%
	5	you and your partner went out together alone	1	0.01%	1.67%
	8	you told each other you loved each other	3	0.02%	5%
	9	you thought of yourselves as a couple	3	0.02%	5%
	10	you talked about contraception or sexually transmitted diseases	3	0.02%	5%
	11	you kissed	12	0.08%	20%
	12	You touched each other under your clothing or with no clothes on	10	0.07%	16.67%
	13	you had sexual intercourse	12	0.08%	20%
	14	you touched each others' genitals (private parts)	12	0.08%	20%
	15	your partner or you got pregnant	1	0.01%	1.67%
		Total	60	0.41%	100%
Missing	97	legitimate skip	14678	99.59%	
		Total	14,678	99.59%	

Valid	Invalid	Minimum	Maximum
60	14678	1	15



Type	Code
Measurement Unit	numeric
H2RX34L2	34L2. 2nd RX Partner: Enter the next [twelfth] thing that happened in your relationship.

	Frequency	% of total	% of valid
--	-----------	------------	------------

Valid	2	you met your partner's parents	1	0.01%	2.17%
	4	you saw less of other friends so you could spend more time with your partner	1	0.01%	2.17%
	7	you gave each other presents	2	0.01%	4.35%
	8	you told each other you loved each other	2	0.01%	4.35%
	9	you thought of yourselves as a couple	1	0.01%	2.17%
	10	you talked about contraception or sexually transmitted diseases	3	0.02%	6.52%
	11	you kissed	2	0.01%	4.35%
	12	You touched each other under your clothing or with no clothes on	14	0.09%	30.43%
	13	you had sexual intercourse	13	0.09%	28.26%
	14	you touched each others' genitals (private parts)	7	0.05%	15.22%
		Total	46	0.31%	100%
Missing	97	legitimate skip	14692	99.69%	
		Total	14,692	99.69%	

Valid	Invalid	Minimum	Maximum
46	14692	2	14

H2RX34M2 - S25Q34M PARTNR2-13TH EVENT-W2

Type	Code
Measurement Unit	numeric
H2RX34M2	34M2. 2nd RX Partner: Enter the next [thirteenth] thing that happened in your relationship.

	Frequency	% of total	% of valid
--	-----------	------------	------------

Valid	2	you met your partner's parents	2	0.01%	5.56%
	3	you told other people that you were a couple	1	0.01%	2.78%
	4	you saw less of other friends so you could spend more time with your partner	1	0.01%	2.78%
	6	you held hands	1	0.01%	2.78%
	7	you gave each other presents	1	0.01%	2.78%
	10	you talked about contraception or sexually transmitted diseases	5	0.03%	13.89%
	12	You touched each other under your clothing or with no clothes on	1	0.01%	2.78%
	13	you had sexual intercourse	15	0.1%	41.67%
	14	you touched each others' genitals (private parts)	7	0.05%	19.44%
	15	your partner or you got pregant	2	0.01%	5.56%
		Total	36	0.24%	100%
Missing	97	legitimate skip	14702	99.76%	
		Total	14,702	99.76%	

Valid	Invalid	Minimum	Maximum
36	14702	2	15

H2RX34N2 - S25Q34N PARTNR2-14TH EVENT-W2

Type	Code
Measurement Unit	numeric
H2RX34N2	34N2. 2nd RX Partner: Enter the next [fourteenth] thing that happened in your relationship

	Frequency	% of total	% of valid
--	-----------	------------	------------

Valid	1	you went out together in a group	1	0.01%	4.55%
	3	you told other people that you were a couple	1	0.01%	4.55%
	4	you saw less of other friends so you could spend more time with your partner	2	0.01%	9.09%
	5	you and your partner went out together alone	1	0.01%	4.55%
	10	you talked about contraception or sexually transmitted diseases	1	0.01%	4.55%
	12	You touched each other under your clothing or with no clothes on	1	0.01%	4.55%
	13	you had sexual intercourse	3	0.02%	13.64%
	14	you touched each others' genitals (private parts)	9	0.06%	40.91%
	15	your partner or you got pregnant	3	0.02%	13.64%
		Total	22	0.15%	100%
Missing	97	legitimate skip	14716	99.85%	
		Total	14,716	99.85%	

Valid	Invalid	Minimum	Maximum
22	14716	1	15

H2RX3402 - S25Q340 PARTNR2-15TH EVENT-W2

Type	Code
Measurement Unit	numeric
H2RX3402	3402. 2nd RX Partner: Enter the next [fifteenth] thing that happened in your relationship.

			Frequency	% of total	% of valid
Valid	2	you met your partner's parents	1	0.01%	9.09%
	8	you told each other you loved each other	1	0.01%	9.09%
	14	you touched each others' genitals (private parts)	1	0.01%	9.09%
	15	your partner or you got pregnant	8	0.05%	72.73%
		Total	11	0.07%	100%
Missing	97	legitimate skip	14727	99.93%	
		Total	14,727	99.93%	

Valid	Invalid	Minimum	Maximum
11	14727	2	15

H2RX35_2 - S25Q35 PARTNR2-HAD INTERCOURSE-W2

Type	Code
Measurement Unit	numeric
H2RX35_2	35_2. 2nd RX Partner: Have you had sexual intercourse with {INITIALS}?

			Frequency	% of total	% of valid
Valid	0	no	20	0.14%	38.46%
	1	yes	32	0.22%	61.54%
	Total		52	0.35%	100%
Missing	6	refused	3	0.02%	
	7	legitimate skip	14681	99.61%	
	8	don't know	2	0.01%	
	Total		14,686	99.65%	

Valid	Invalid	Minimum	Maximum
52	14686	0	1

H2RX36_2 - S25Q36 PARTNR2-VERIFY INTERCOURSE-W2

Type	Code
Measurement Unit	numeric
H2RX36_2	36_2. 2nd RX Partner: [If Respondent is male:] When you had sexual intercourse with {INITIALS} did you insert your penis into her vagina? [If Respondent is female:] When you had sexual intercourse with {INITIALS} did he insert his penis into your vagina?

			Frequency	% of total	% of valid
Valid	0	no	13	0.09%	7.78%
	1	yes	154	1.04%	92.22%
	Total		167	1.13%	100%
Missing	7	legitimate skip	14571	98.87%	
	Total		14,571	98.87%	

Valid	Invalid	Minimum	Maximum
167	14571	0	1

H2RX37M2 - S25Q37M PARTNR2-FIRST TIME SEX-MO-W2

Type	Code
------	------

Measurement Unit	numeric
H2RX37M2	37M2. 2nd RX Partner: In what month [and year] did you first have sexual intercourse with {INITIALS}?

			Frequency	% of total	% of valid
Valid	1	January	12	0.08%	11.21%
	2	February	7	0.05%	6.54%
	3	March	9	0.06%	8.41%
	4	April	18	0.12%	16.82%
	5	May	17	0.12%	15.89%
	6	June	12	0.08%	11.21%
	7	July	6	0.04%	5.61%
	8	August	6	0.04%	5.61%
	9	September	5	0.03%	4.67%
	10	October	7	0.05%	6.54%
	11	November	1	0.01%	0.93%
	12	December	7	0.05%	6.54%
		Total	107	0.73%	100%
Missing	96	refused	6	0.04%	
	97	legitimate skip	14584	98.96%	
	98	don't know	41	0.28%	
		Total	14,631	99.27%	

Valid	Invalid	Minimum	Maximum
107	14631	1	12

H2RX37Y2 - S25Q37Y PARTNR2-FIRST TIME SEX-YR-W2

Type	Code
Measurement Unit	numeric
H2RX37Y2	37Y2. 2nd RX Partner: In what [month and] year did you first have sexual intercourse with {INITIALS}?

			Frequency	% of total	% of valid
Valid	92	1992	3	0.02%	2.42%
	93	1993	3	0.02%	2.42%
	94	1994	12	0.08%	9.68%
	95	1995	50	0.34%	40.32%
	96	1996	56	0.38%	45.16%
		Total	124	0.84%	100%
Missing	996	refused	6	0.04%	
	997	legitimate skip	14584	98.96%	
	998	don't know	24	0.16%	

	Total	14,614	99.16%	
--	-------	--------	--------	--

Valid	Invalid	Minimum	Maximum
124	14614	92	96

Type	Code
Measurement Unit	numeric
H2RX38M2	38M2. 2nd RX Partner: In what month [and year] did you most recently have sexual intercourse with {INITIALS} most recently?

			Frequency	% of total	% of valid
Valid	1	January	10	0.07%	9.17%
	2	February	9	0.06%	8.26%
	3	March	12	0.08%	11.01%
	4	April	20	0.14%	18.35%
	5	May	17	0.12%	15.6%
	6	June	13	0.09%	11.93%
	7	July	6	0.04%	5.5%
	8	August	4	0.03%	3.67%
	9	September	2	0.01%	1.83%
	10	October	10	0.07%	9.17%
	11	November	2	0.01%	1.83%
	12	December	4	0.03%	3.67%
	Total		109	0.74%	100%
Missing	96	refused	4	0.03%	
	97	legitimate skip	14584	98.96%	
	98	don't know	41	0.28%	
	Total		14,629	99.26%	

Valid	Invalid	Minimum	Maximum
109	14629	1	12

Type	Code
Measurement Unit	numeric
H2RX38Y2	38Y2. 2nd RX Partner: In what [month and] year did you most recently have sexual intercourse with {INITIALS} most recently?

	Frequency	% of total	% of valid
--	-----------	------------	------------

Valid	92	1992	2	0.01%	1.65%
	93	1993	1	0.01%	0.83%
	94	1994	3	0.02%	2.48%
	95	1995	40	0.27%	33.06%
	96	1996	75	0.51%	61.98%
		Total	121	0.82%	100%
Missing	996	refused	4	0.03%	
	997	legitimate skip	14584	98.96%	
	998	don't know	29	0.2%	
		Total	14,617	99.18%	

Valid	Invalid	Minimum	Maximum
121	14617	92	96

Type	Code
Measurement Unit	numeric
H2RX39_2	39_2. 2nd RX Partner: Did you and {INITIALS} have intercourse once, or more than once?

			Frequency	% of total	% of valid
Valid	1	once	40	0.27%	43.96%
	2	more than once	51	0.35%	56.04%
		Total	91	0.62%	100%
Missing	6	refused	1	0.01%	
	7	legitimate skip	14646	99.38%	
		Total	14,647	99.38%	

Valid	Invalid	Minimum	Maximum
91	14647	1	2

Type	Code
Measurement Unit	numeric
H2RX40_2	40_2. 2nd RX Partner: Did you or {INITIALS} use any method of birth control?

			Frequency	% of total	% of valid
Valid	0	no	18	0.12%	45%
	1	yes	22	0.15%	55%
		Total	40	0.27%	100%

Missing	7	legitimate skip	14698	99.73%	
		Total	14,698	99.73%	

Valid	Invalid	Minimum	Maximum
40	14698	0	1

H2RX41A2 - S25Q41A PARTNR2-METHOD 1-W2

Type	Code
Measurement Unit	numeric
H2RX41A2	41A2. 2nd RX Partner: What method of birth control did you or your partner use? If more than one method was used, you should choose more than one answer.

			Frequency	% of total	% of valid
Valid	1	condoms (rubbers)	17	0.12%	80.95%
	2	withdrawal	1	0.01%	4.76%
	4	birth control pills	2	0.01%	9.52%
	11	Depo Provera	1	0.01%	4.76%
		Total	21	0.14%	100%
Missing	.	missing	1	0.01%	
	97	legitimate skip	14716	99.85%	
		Total	14,717	99.86%	

Valid	Invalid	Minimum	Maximum
21	14717	1	11

H2RX41B2 - S25Q41B PARTNR2-METHOD 2-W2

Type	Code
Measurement Unit	numeric
H2RX41B2	41B2. 2nd RX Partner: What other method of birth control did you or your partner use?

			Frequency	% of total	% of valid
Valid	2	withdrawal	1	0.01%	4.76%
	4	birth control pills	3	0.02%	14.29%
	14	no other method	17	0.12%	80.95%
		Total	21	0.14%	100%
Missing	.	missing	1	0.01%	
	97	legitimate skip	14716	99.85%	
		Total	14,717	99.86%	

Valid	Invalid	Minimum	Maximum
21	14717	2	14

H2RX41C2 - S25Q41C PARTNR2-METHOD 3-W2

Type	Code
Measurement Unit	numeric
H2RX41C2	41C2. 2nd RX Partner: What other method of birth control did you or your partner use?

			Frequency	% of total	% of valid
Valid	13	some other method	1	0.01%	25%
	14	no other method	3	0.02%	75%
		Total	4	0.03%	100%
Missing	.	missing	1	0.01%	
	97	legitimate skip	14733	99.97%	
		Total	14,734	99.97%	

Valid	Invalid	Minimum	Maximum
4	14734	13	14

H2RX42_2 - S25Q42 PARTNR2-USE A CONDOM-W2

Type	Code
Measurement Unit	numeric
H2RX42_2	42_2. 2nd RX Partner: Was a condom used when you had sexual intercourse with {INITIALS}?

			Frequency	% of total	% of valid
Valid	0	no	16	0.11%	69.57%
	1	yes	7	0.05%	30.43%
		Total	23	0.16%	100%
Missing	7	legitimate skip	14715	99.84%	
		Total	14,715	99.84%	

Valid	Invalid	Minimum	Maximum
23	14715	0	1

H2RX43_2 - S25Q43 PARTNR2-USE OTHER METHOD-W2

Type	Code
Measurement Unit	numeric

H2RX43_2	43_2. 2nd RX Partner: During that month when you and {INITIALS} had sexual intercourse, did either of you ever use any method of birth control?
----------	---

			Frequency	% of total	% of valid
Valid	0	no	20	0.14%	39.22%
	1	yes	31	0.21%	60.78%
Total			51	0.35%	100%
Missing	6	refused	1	0.01%	
	7	legitimate skip	14686	99.65%	
Total			14,687	99.65%	

Valid	Invalid	Minimum	Maximum
51	14687	0	1

H2RX44_2 - S25Q44 PARTNR2-BIRTHCONTROL ALWAYS-W2

Type	Code
Measurement Unit	numeric
H2RX44_2	44_2. 2nd RX Partner: Did one or the other of you use some method of birth control every time you and {INITIALS} had intercourse?

			Frequency	% of total	% of valid
Valid	0	no	9	0.06%	29.03%
	1	yes	22	0.15%	70.97%
Total			31	0.21%	100%
Missing	7	legitimate skip	14707	99.79%	
	Total		14,707	99.79%	

Valid	Invalid	Minimum	Maximum
31	14707	0	1

H2RX45A2 - S25Q45A PARTNR2-METHOD 1-W2

Type	Code
Measurement Unit	numeric
H2RX45A2	45A2. 2nd RX Partner: What method of birth control did you or your partner use? If more than one method was used, you should choose more than one answer.

			Frequency	% of total	% of valid
Valid	1	condoms (rubbers)	20	0.14%	90.91%
	4	birth control pills	1	0.01%	4.55%
	12	contraceptive film	1	0.01%	4.55%

		Total	22	0.15%	100%
Missing	.	missing	9	0.06%	
	97	legitimate skip	14707	99.79%	
		Total	14,716	99.85%	

Valid	Invalid	Minimum	Maximum
22	14716	1	12

Type	Code
Measurement Unit	numeric
H2RX45B2	45B2. 2nd RX Partner: What other method of birth control did you or your partner use?

			Frequency	% of total	% of valid
Valid	1	condoms (rubbers)	1	0.01%	4.55%
	2	withdrawal	2	0.01%	9.09%
	4	birth control pills	6	0.04%	27.27%
	6	foam, jelly, creme, suppositories	1	0.01%	4.55%
	12	contraceptive film	1	0.01%	4.55%
	14	no other method	11	0.07%	50%
		Total	22	0.15%	100%
Missing	.	missing	9	0.06%	
	97	legitimate skip	14707	99.79%	
		Total	14,716	99.85%	

Valid	Invalid	Minimum	Maximum
22	14716	1	14

Type	Code
Measurement Unit	numeric
H2RX45C2	45C2. 2nd RX Partner: What other method of birth control did you or your partner use?

			Frequency	% of total	% of valid
--	--	--	-----------	------------	------------

Valid	2	withdrawal	1	0.01%	9.09%
	4	birth control pills	1	0.01%	9.09%
	5	vaginal sponge	2	0.01%	18.18%
	6	foam, jelly, creme, suppositories	1	0.01%	9.09%
	13	some other method	1	0.01%	9.09%
	14	no other method	5	0.03%	45.45%
		Total	11	0.07%	100%
Missing	.	missing	9	0.06%	
	97	legitimate skip	14718	99.86%	
		Total	14,727	99.93%	

Valid	Invalid	Minimum	Maximum
11	14727	2	14

H2RX46_2 - S25Q46 PARTNR2-EVER USE CONDOM-W2

Type	Code
Measurement Unit	numeric
H2RX46_2	46_2. 2nd RX Partner: Was a condom ever used when you had sexual intercourse with {INITIALS}?

			Frequency	% of total	% of valid
Valid	0	no	11	0.07%	36.67%
	1	yes	19	0.13%	63.33%
		Total	30	0.2%	100%
Missing	6	refused	1	0.01%	
	7	legitimate skip	14707	99.79%	
		Total	14,708	99.8%	

Valid	Invalid	Minimum	Maximum
30	14708	0	1

H2RX47_2 - S25Q47 PARTNR2-USE >1 METHOD-W2

Type	Code
Measurement Unit	numeric
H2RX47_2	47_2. 2nd RX Partner: Did you and {INITIALS} use more than one birth control method at the same time, or did you use these methods at different times?

	Frequency	% of total	% of valid
--	-----------	------------	------------

Valid	1	you used more than one method at the same time	7	0.05%	33.33%
	2	you used only one method at a time, but the method chosen was different from time to time	8	0.05%	38.1%
	3	sometimes you used only one method, and sometimes you used more than one	6	0.04%	28.57%
		Total	21	0.14%	100%
Missing	7	legitimate skip	14717	99.86%	
		Total	14,717	99.86%	

Valid	Invalid	Minimum	Maximum
21	14717	1	3

H2RX48_2 - S25Q48 PARTNR2-USE BIRTHCONTROL-W2

Type	Code
Measurement Unit	numeric
H2RX48_2	48_2. 2nd RX Partner: Between {FIRST DATE} and {LAST DATE}, when you and {INITIALS} had sexual intercourse, did one or the other of you ever use any method of birth control?

			Frequency	% of total	% of valid
Valid	0	no	19	0.13%	30.65%
	1	yes	43	0.29%	69.35%
		Total	62	0.42%	100%
Missing	7	legitimate skip	14676	99.58%	
		Total	14,676	99.58%	

Valid	Invalid	Minimum	Maximum
62	14676	0	1

H2RX49_2 - S25Q49PARTNR2-ALWAYS BIRTHCONTROL-W2

Type	Code
Measurement Unit	numeric
H2RX49_2	49_2. 2nd RX Partner: Throughout these months, did one or the other of you use some method of birth control every time you and {INITIALS} had sexual intercourse?

			Frequency	% of total	% of valid
--	--	--	-----------	------------	------------

Valid	0	no	11	0.07%	25.58%
	1	yes	32	0.22%	74.42%
		Total	43	0.29%	100%
Missing	7	legitimate skip	14695	99.71%	
		Total	14,695	99.71%	

Valid	Invalid	Minimum	Maximum
43	14695	0	1

H2RX50A2 - S25Q50A PARTNR2-METHOD 1-W2

Type	Code
Measurement Unit	numeric
H2RX50A2	50A2. 2nd RX Partner: What method of birth control did you or your partner use?

			Frequency	% of total	% of valid
Valid	1	condoms (rubbers)	30	0.2%	85.71%
	2	withdrawal	2	0.01%	5.71%
	4	birth control pills	1	0.01%	2.86%
	11	Depo Provera	2	0.01%	5.71%
		Total	35	0.24%	100%
Missing	.	missing	8	0.05%	
	97	legitimate skip	14695	99.71%	
		Total	14,703	99.76%	

Valid	Invalid	Minimum	Maximum
35	14703	1	11

H2RX50B2 - S25Q50B PARTNR2-METHOD 2-W2

Type	Code
Measurement Unit	numeric
H2RX50B2	50B2. 2nd RX Partner: What other method of birth control did you or your partner use?

			Frequency	% of total	% of valid
Valid	1	condoms (rubbers)	1	0.01%	2.86%
	2	withdrawal	6	0.04%	17.14%
	4	birth control pills	6	0.04%	17.14%
	6	foam, jelly, creme, suppositories	1	0.01%	2.86%
	14	no other method	21	0.14%	60%

		Total	35	0.24%	100%
Missing	.	missing	8	0.05%	
	97	legitimate skip	14695	99.71%	
		Total	14,703	99.76%	

Valid	Invalid	Minimum	Maximum
35	14703	1	14

Type	Code
Measurement Unit	numeric
H2RX50C2	50C2. 2nd RX Partner: What other method of birth control did you or your partner use?

			Frequency	% of total	% of valid
Valid	2	withdrawal	1	0.01%	7.14%
	4	birth control pills	4	0.03%	28.57%
	14	no other method	9	0.06%	64.29%
		Total	14	0.09%	100%
Missing	.	missing	8	0.05%	
	97	legitimate skip	14716	99.85%	
		Total	14,724	99.91%	

Valid	Invalid	Minimum	Maximum
14	14724	2	14

Type	Code
Measurement Unit	numeric
H2RX51_2	51_2. 2nd RX Partner: Was a condom ever used when you had sexual intercourse with {INITIALS}?

			Frequency	% of total	% of valid
Valid	0	no	18	0.12%	58.06%
	1	yes	13	0.09%	41.94%
		Total	31	0.21%	100%
Missing	7	legitimate skip	14707	99.79%	
		Total	14,707	99.79%	

Valid	Invalid	Minimum	Maximum
-------	---------	---------	---------

31	14707	0	1
----	-------	---	---

H2RX52_2 - S25Q52 PARTNR2-USE >1 METHOD-W2

Type	Code
Measurement Unit	numeric
H2RX52_2	52_2. 2nd RX Partner: Did you and {INITIALS} use more than one method of birth control at the same time, or did you use these methods at different times?

			Frequency	% of total	% of valid
Valid	1	you used more than one method at the same time	7	0.05%	33.33%
	2	you used only one method at a time, but the method chosen was different from time to time	8	0.05%	38.1%
	3	sometimes you used only one method, and sometimes you used more than one	6	0.04%	28.57%
		Total	21	0.14%	100%
Missing	7	legitimate skip	14717	99.86%	
		Total	14,717	99.86%	

Valid	Invalid	Minimum	Maximum
21	14717	1	3

H2RX53_2 - S25Q53 PARTNR2-NO. TIMES HAD SEX-W2

Type	Numeric (Double)
H2RX53_2	53_2. 2nd RX Partner: About how many times have you and {INITIALS} had sexual intercourse since {FIRST DATE}?

			Frequency	% of total	% of valid
Missing	996	refused	2	0.01%	
	997	legitimate skip	14624	99.23%	
	998	don't know	8	0.05%	
		Total	14,634	99.29%	

Valid	Invalid	Minimum	Maximum	Mean	StdDev
104	14634	1	200	14.365384...	26.584562...

H2RX54_2 - S25Q54 PARTNR2-EVER HAD ANAL IC-W2

Type	Code
Measurement Unit	numeric
H2RX54_2	54_2. 2nd RX Partner: If Respondent is male: Have you ever had anal intercourse with {INITIALS}? That is, have you ever inserted your penis into her anus? If Respondent is female: Have you ever had anal intercourse with {INITIALS}? That is, has he ever inserted his penis into your anus?

			Frequency	% of total	% of valid
Valid	0	no	23	0.16%	92%
	1	yes	2	0.01%	8%
	Total		25	0.17%	100%
Missing	7	legitimate skip	14713	99.83%	
	Total		14,713	99.83%	

Valid	Invalid	Minimum	Maximum
25	14713	0	1

H2RX55M2 - S25Q55 PARTNR2-MONTH FIRST ANAL IC-W2

Type	Code
Measurement Unit	numeric
H2RX55M2	55M2. 2nd RX Partner: In what month [and year] did you first have anal intercourse with {INITIALS}?

			Frequency	% of total	% of valid
Valid	2	February	1	0.01%	50%
	5	May	1	0.01%	50%
	Total		2	0.01%	100%
Missing	97	legitimate skip	14736	99.99%	
	Total		14,736	99.99%	

Valid	Invalid	Minimum	Maximum
2	14736	2	5

H2RX55Y2 - S25Q55 PARTNR2-YEAR FIRST ANAL IC-W2

Type	Code
Measurement Unit	numeric
H2RX55Y2	55Y2. 2nd RX Partner: In what [month and] year did you first have anal intercourse with {INITIALS}?

			Frequency	% of total	% of valid
Valid	96	1996	2	0.01%	100%

		Total	2	0.01%	100%
Missing	997	legitimate skip	14736	99.99%	
		Total	14,736	99.99%	

Valid	Invalid	Minimum	Maximum
2	14736	96	96

H2RX56_2 - S25Q56 PARTNR2-WEAR CONDOM FIRST ANAL-W2

Type	Code
Measurement Unit	numeric
H2RX56_2	56_2. 2nd RX Partner: If Respondent is male: Did you wear a condom the first time you had anal intercourse? If Respondent is female: Did he wear a condom the first time you had anal intercourse?

			Frequency	% of total	% of valid
Valid	0	no	1	0.01%	50%
	1	yes	1	0.01%	50%
		Total	2	0.01%	100%
Missing	7	legitimate skip	14736	99.99%	
		Total	14,736	99.99%	

Valid	Invalid	Minimum	Maximum
2	14736	0	1

H2RX57M2 - S25Q57 PARTNR2-MONTH MOST RECENT ANAL-W2

Type	Code
Measurement Unit	numeric
H2RX57M2	57M2. 2nd RX Partner: In what month [and year] did you have anal intercourse with {INITIALS} most recently?

			Frequency	% of total	% of valid
Valid	2	February	1	0.01%	50%
	5	May	1	0.01%	50%
		Total	2	0.01%	100%
Missing	97	legitimate skip	14736	99.99%	
		Total	14,736	99.99%	

Valid	Invalid	Minimum	Maximum
2	14736	2	5

 H2RX57Y2 - S25Q57 PARTNR2-YEAR MOST RECENT ANAL-W2

Type	Code
Measurement Unit	numeric
H2RX57Y2	57Y2. 2nd RX Partner: In what [month and] year did you have anal intercourse with {INITIALS} most recently?

			Frequency	% of total	% of valid
Valid	96	1996	2	0.01%	100%
		Total	2	0.01%	100%
Missing	997	legitimate skip	14736	99.99%	
		Total	14,736	99.99%	

Valid	Invalid	Minimum	Maximum
2	14736	96	96

 H2RX58_2 - S25Q58 PARTNR2-NO. TIMES ANAL-W2

Type	Numeric (Double)
H2RX58_2	58_2. 2nd RX Partner: If Respondent is male: About how many times have you and she had anal intercourse? If Respondent is female: About how many times have you and he had anal intercourse?

			Frequency	% of total	% of valid
Missing	997	legitimate skip	14736	99.99%	
		Total	14,736	99.99%	

Valid	Invalid	Minimum	Maximum	Mean	StdDev
2	14736	2	3	2.5	0.7071067...

 H2RX59_2 - S25Q59 PARTNR2-FREQ. USED CONDOM-ANAL-W2

Type	Numeric (Double)
H2RX59_2	59_2. 2nd RX Partner: If Respondent is male: How often have you used a condom during anal intercourse with {INITIALS}? If Respondent is female: How often has he used a condom during anal intercourse with you?

			Frequency	% of total	% of valid
Missing	7	legitimate skip	14736	99.99%	
		Total	14,736	99.99%	

Valid	Invalid	Minimum	Maximum	Mean	StdDev
2	14736	2	5	3.5	2.1213203...

 H2RX60_2 - S25Q60 PARTNR2-INSERTED PENIS IN ANUS-W2

Type	Code
Measurement Unit	numeric
H2RX60_2	60_2. 2nd RX Partner: Has {INITIALS} ever inserted his penis into your anus?

			Frequency	% of total	% of valid
Valid	0	no	2	0.01%	100%
		Total	2	0.01%	100%
Missing	7	legitimate skip	14736	99.99%	
		Total	14,736	99.99%	

Valid	Invalid	Minimum	Maximum
2	14736	0	0

 H2RX61M2 - S25Q61 PARTNR2-MONTH FIRST DID THIS-W2

Type	Numeric (Integer)
Measurement Unit	numeric
H2RX61M2	61M2. 2nd RX Partner: In what month [and year] did he do this with you the first time?

			Frequency
Missing	97	legitimate skip	14738


Valid	Invalid
0	14738

 H2RX61Y2 - S25Q61 PARTNR2-YEAR FIRST DID THIS-W2

Type	Numeric (Integer)
Measurement Unit	numeric
H2RX61Y2	61Y2. 2nd RX Partner: In what [month and] year did he do this with you the first time?

			Frequency
Missing	997	legitimate skip	14738

Valid	Invalid
0	14738

 H2RX62_2 - S25Q62 PARTNR2-WEAR CONDOM FIRST TIME-W2

Type	Numeric (Integer)
Measurement Unit	numeric
H2RX62_2	62_2. 2nd RX Partner: Did he wear a condom the first time he did this with you?

			Frequency
Missing	7	legitimate skip	14738

Valid	Invalid
0	14738

H2RX63M2 - S25Q63 PARTNR2-MONTH MOST RECENT-ANAL-W2

Type	Numeric (Integer)
Measurement Unit	numeric
H2RX63M2	63M2. 2nd RX Partner: In what month [and year] did he insert his penis into your anus most recently?

			Frequency
Missing	97	legitimate skip	14738

Valid	Invalid
0	14738

H2RX63Y2 - S25Q63 PARTNR2-YEAR MOST RECENT-ANAL-W2

Type	Numeric (Integer)
Measurement Unit	numeric
H2RX63Y2	63Y2. 2nd RX Partner: In what [month and] year did he insert his penis into your anus most recently?

			Frequency
Missing	997	legitimate skip	14738

Valid	Invalid
0	14738

H2RX64_2 - S25Q64 PARTNR2-NO. TIMES DID THIS-W2

Type	Numeric (Integer)
Measurement Unit	numeric
H2RX64_2	64_2. 2nd RX Partner: About how many times has {INITIALS} inserted his penis into your anus?

			Frequency

Missing	997	legitimate skip	14738
---------	-----	-----------------	-------

Valid	Invalid
0	14738

H2RX65_2 - S25Q65 PARTNR2-FREQ WEAR CONDOM-ANAL-W2

Type	Numeric (Integer)
Measurement Unit	numeric
H2RX65_2	65_2. 2nd RX Partner: How often did {INITIALS} wear a condom when he did this with you?

			Frequency
Missing	7	legitimate skip	14738

Valid	Invalid
0	14738

H2RX66_2 - S25Q66 PARTNR2-PENIS IN PARTRS ANUS-W2

Type	Code
Measurement Unit	numeric
H2RX66_2	66_2. 2nd RX Partner: Have you ever inserted your penis into {INITIALS}'s anus?

			Frequency	% of total	% of valid
Valid	0	no	2	0.01%	100%
		Total	2	0.01%	100%
Missing	7	legitimate skip	14736	99.99%	
		Total	14,736	99.99%	

Valid	Invalid	Minimum	Maximum
2	14736	0	0

H2RX67M2 - S25Q67 PARTNR2-MONTH FIRST DID THIS-W2

Type	Numeric (Integer)
Measurement Unit	numeric
H2RX67M2	67M2. 2nd RX Partner: In what month [and year] did you do this with {INITIALS} the first time?

			Frequency
Missing	97	legitimate skip	14738

Valid	Invalid
0	14738

H2RX67Y2 - S25Q67 PARTNR2-YEAR FIRST DID THIS-W2

Type	Numeric (Integer)
Measurement Unit	numeric
H2RX67Y2	67Y2. 2nd RX Partner: In what [month and] year did you do this with {INITIALS} the first time?

			Frequency
Missing	997	legitimate skip	14738

Valid	Invalid
0	14738

H2RX68_2 - S25Q68 PARTNR2-WEAR CONDOM FIRST TIME-W2

Type	Numeric (Integer)
Measurement Unit	numeric
H2RX68_2	68_2. 2nd RX Partner: Did you wear a condom the first time you did this with him?

			Frequency
Missing	7	legitimate skip	14738

Valid	Invalid
0	14738

H2RX69M2 - S25Q69 PARTNR2-MONTH MOST RECENT-ANAL-W2

Type	Numeric (Integer)
Measurement Unit	numeric
H2RX69M2	69M2. 2nd RX Partner: In what month [and year] did you insert your penis into {INITIALS}'s anus most recently?

			Frequency
Missing	97	legitimate skip	14738

Valid	Invalid
0	14738

H2RX69Y2 - S25Q69 PARTNR2-YEAR MOST RECENT-ANAL-W2

Type	Numeric (Integer)
------	-------------------

Measurement Unit	numeric
H2RX69Y2	69Y2. 2nd RX Partner: In what [month and] year did you insert your penis into {INITIALS}'s anus most recently?

			Frequency
Missing	997	legitimate skip	14738

Valid	Invalid
0	14738

H2RX70_2 - S25Q70 PARTNR2-NO. TIMES INSERT PENIS-W2

Type	Numeric (Integer)
Measurement Unit	numeric
H2RX70_2	70_2. 2nd RX Partner: About how many times have you inserted your penis into his anus?

			Frequency
Missing	997	legitimate skip	14738

Valid	Invalid
0	14738

H2RX71_2 - S25Q71 PARTNR2-HOW OFTEN WEAR CONDOM-W2

Type	Numeric (Integer)
Measurement Unit	numeric
H2RX71_2	71_2. 2nd RX Partner: How often did you wear a condom when you did this with {INITIALS}?

			Frequency
Missing	7	legitimate skip	14738

Valid	Invalid
0	14738

H2NR19_2 - S25Q19 PARTNR2-AGE-W2

Type	Numeric (Double)
H2NR19_2	19_2. 2nd NR Partner: How old is {INITIALS}?

			Frequency	% of total	% of valid
Missing	96	refused	14	0.09%	
	97	legitimate skip	14214	96.44%	
	98	don't know	10	0.07%	

		Total	14,238	96.61%	
--	--	-------	--------	--------	--

Valid	Invalid	Minimum	Maximum	Mean	StdDev
500	14238	11	86	18.458	5.1696892...

Type	Code
Measurement Unit	numeric
H2NR20_2	20_2. 2nd NR Partner: [If SCHOOL YEAR:] Does {INITIALS} go to {SAMPLE SCHOOL}? [If SUMMER:] Did {INITIALS} go to {SAMPLE SCHOOL} this past school year?

			Frequency	% of total	% of valid
Valid	0	no	390	2.65%	74.71%
	1	yes	132	0.9%	25.29%
	Total		522	3.54%	100%
Missing	6	refused	1	0.01%	
	7	legitimate skip	14214	96.44%	
	8	don't know	1	0.01%	
	Total		14,216	96.46%	

Valid	Invalid	Minimum	Maximum
522	14216	0	1

Type	Code
Measurement Unit	numeric
H2NR21_2	21_2. 2nd NR Partner: [If SCHOOL YEAR:] Does {INITIALS} go to {SISTER SCHOOL}? [If SUMMER:] Did {INITIALS} go to {SISTER SCHOOL} this past school year?

			Frequency	% of total	% of valid
Valid	0	no	315	2.14%	95.45%
	1	yes	15	0.1%	4.55%
	Total		330	2.24%	100%
Missing	6	refused	1	0.01%	
	7	legitimate skip	14406	97.75%	
	8	don't know	1	0.01%	
	Total		14,408	97.76%	

Valid	Invalid	Minimum	Maximum

330	14408	0	1
-----	-------	---	---

Type	Code
Measurement Unit	numeric
H2NR22_2	22_2. 2nd NR Partner: [If SCHOOL YEAR:] Did {INITIALS} go to {SAMPLE SCHOOL} during the 1994-95 school year, in other words, last school year? [If SUMMER:] Did {INITIALS} go to {SAMPLE SCHOOL} during the 1994-95 school year, in other words, the school year before this past one?

			Frequency	% of total	% of valid
Valid	0	no	362	2.46%	72.11%
	1	yes	140	0.95%	27.89%
Total			502	3.41%	100%
Missing	6	refused	14	0.09%	
	7	legitimate skip	14214	96.44%	
	8	don't know	8	0.05%	
Total			14,236	96.59%	

Valid	Invalid	Minimum	Maximum
502	14236	0	1

Type	Code
Measurement Unit	numeric
H2NR23_2	23_2. 2nd NR Partner: [If SCHOOL YEAR:] Did {INITIALS} go to {SISTER SCHOOL} during the 1994-95 school year, in other words, last school year? [If SUMMER:] Did {INITIALS} go to {SISTER SCHOOL} during the 1994-95 school year, in other words, the school year before this past one?

			Frequency	% of total	% of valid
Valid	0	no	354	2.4%	96.2%
	1	yes	14	0.09%	3.8%
Total			368	2.5%	100%
Missing	6	refused	8	0.05%	
	7	legitimate skip	14354	97.39%	
	8	don't know	8	0.05%	
Total			14,370	97.5%	

Valid	Invalid	Minimum	Maximum
368	14370	0	1

 H2NR24_2 - S25Q24 PARTNR2-GENDER-W2

Type	Code
Measurement Unit	numeric
H2NR24_2	24_2. 2nd NR Partner: What is {INITIALS}'s sex?

			Frequency	% of total	% of valid
Valid	1	male	188	1.28%	37.15%
	2	female	318	2.16%	62.85%
	Total		506	3.43%	100%
Missing	6	refused	11	0.07%	
	7	legitimate skip	14214	96.44%	
	8	don't know	7	0.05%	
	Total		14,232	96.57%	

Valid	Invalid	Minimum	Maximum
506	14232	1	2

 H2NR25_2 - S25Q25 PARTNR2-HISPANIC/LATINO-W2

Type	Code
Measurement Unit	numeric
H2NR25_2	25_2. 2nd NR Partner: Is {INITIALS} of Hispanic or Latino origin?

			Frequency	% of total	% of valid
Valid	0	no	414	2.81%	81.66%
	1	yes	93	0.63%	18.34%
	Total		507	3.44%	100%
Missing	6	refused	11	0.07%	
	7	legitimate skip	14214	96.44%	
	8	don't know	6	0.04%	
	Total		14,231	96.56%	

Valid	Invalid	Minimum	Maximum
507	14231	0	1

 H2NR26A2 - S25Q26A PARTNR2-MEXICAN-W2

Type	Code
Measurement Unit	numeric

H2NR26A2	26A2. 2nd NR Partner: What is {INITIALS}'s Hispanic or Latino background? You may choose more than one answer. Mexican/Mexican American
----------	--

			Frequency	% of total	% of valid
Valid	0	no	48	0.33%	51.61%
	1	yes	45	0.31%	48.39%
		Total	93	0.63%	100%
Missing	7	legitimate skip	14645	99.37%	
	Total		14,645	99.37%	

Valid	Invalid	Minimum	Maximum
93	14645	0	1

Type	Code
Measurement Unit	numeric
H2NR26B2	26B2. 2nd NR Partner: What is {INITIALS}'s Hispanic or Latino background? You may choose more than one answer. Chicano/Chicana

			Frequency	% of total	% of valid
Valid	0	no	85	0.58%	91.4%
	1	yes	8	0.05%	8.6%
		Total	93	0.63%	100%
Missing	7	legitimate skip	14645	99.37%	
	Total		14,645	99.37%	

Valid	Invalid	Minimum	Maximum
93	14645	0	1

Type	Code
Measurement Unit	numeric
H2NR26C2	26C2. 2nd NR Partner: What is {INITIALS}'s Hispanic or Latino background? You may choose more than one answer. Cuban/Cuban American

			Frequency	% of total	% of valid
Valid	0	no	83	0.56%	89.25%
	1	yes	10	0.07%	10.75%
		Total	93	0.63%	100%
Missing	7	legitimate skip	14645	99.37%	
	Total		14,645	99.37%	

		Total	14,645	99.37%	
--	--	-------	--------	--------	--

Valid	Invalid	Minimum	Maximum
93	14645	0	1

H2NR26D2 - S25Q26D PARTNR2-PUERTO RICAN-W2

Type	Code
Measurement Unit	numeric
H2NR26D2	26D2. 2nd NR Partner: What is {INITIALS}'s Hispanic or Latino background? You may choose more than one answer. Puerto Rican

			Frequency	% of total	% of valid
Valid	0	no	75	0.51%	80.65%
	1	yes	18	0.12%	19.35%
		Total	93	0.63%	100%
Missing	7	legitimate skip	14645	99.37%	
		Total	14,645	99.37%	

Valid	Invalid	Minimum	Maximum
93	14645	0	1

H2NR26E2 - S25Q26E PARTNR2-CENTRAL/S AMERICAN-W2

Type	Code
Measurement Unit	numeric
H2NR26E2	26E2. 2nd NR Partner: What is {INITIALS}'s Hispanic or Latino background? You may choose more than one answer. Central/South American

			Frequency	% of total	% of valid
Valid	0	no	89	0.6%	95.7%
	1	yes	4	0.03%	4.3%
		Total	93	0.63%	100%
Missing	7	legitimate skip	14645	99.37%	
		Total	14,645	99.37%	

Valid	Invalid	Minimum	Maximum
93	14645	0	1

H2NR26F2 - S25Q26F PARTNR2-OTHER HISPANIC-W2

Type	Code
Measurement Unit	numeric

H2NR26F2	26F2. 2nd NR Partner: What is {INITIALS}'s Hispanic or Latino background? You may choose more than one answer. other Hispanic
----------	--

			Frequency	% of total	% of valid
Valid	0	no	81	0.55%	87.1%
	1	yes	12	0.08%	12.9%
Total			93	0.63%	100%
Missing	7	legitimate skip	14645	99.37%	
	Total		14,645	99.37%	

Valid	Invalid	Minimum	Maximum
93	14645	0	1

H2NR27A2 - S25Q27A PARTNR2-WHITE-W2

Type	Code
Measurement Unit	numeric
H2NR27A2	27A2. 2nd NR Partner: What is {INITIALS}'s race? If {INITIALS} is of mixed race, you may choose more than one answer. white

			Frequency	% of total	% of valid
Valid	0	not marked	224	1.52%	44.27%
	1	marked	282	1.91%	55.73%
Total			506	3.43%	100%
Missing	6	refused	11	0.07%	
	7	legitimate skip	14214	96.44%	
	8	don't know	7	0.05%	
Total			14,232	96.57%	

Valid	Invalid	Minimum	Maximum
506	14232	0	1

H2NR27B2 - S25Q27B PARTNR2-AFRICAN AMERICAN-W2

Type	Code
Measurement Unit	numeric
H2NR27B2	27B2. 2nd NR Partner: What is {INITIALS}'s race? If {INITIALS} is of mixed race, you may choose more than one answer. black or African American

			Frequency	% of total	% of valid
Valid	0	not marked	365	2.48%	72.13%
	1	marked	141	0.96%	27.87%

		Total	506	3.43%	100%
Missing	6	refused	11	0.07%	
	7	legitimate skip	14214	96.44%	
	8	don't know	7	0.05%	
		Total	14,232	96.57%	

Valid	Invalid	Minimum	Maximum
506	14232	0	1

Type	Code
Measurement Unit	numeric
H2NR27C2	27C2. 2nd NR Partner: What is {INITIALS}'s race? If {INITIALS} is of mixed race, you may choose more than one answer. American Indian or Native American

			Frequency	% of total	% of valid
Valid	0	not marked	491	3.33%	97.04%
	1	marked	15	0.1%	2.96%
		Total	506	3.43%	100%
Missing	6	refused	11	0.07%	
	7	legitimate skip	14214	96.44%	
	8	don't know	7	0.05%	
		Total	14,232	96.57%	

Valid	Invalid	Minimum	Maximum
506	14232	0	1

Type	Code
Measurement Unit	numeric
H2NR27D2	27D2. 2nd NR Partner: What is {INITIALS}'s race? If {INITIALS} is of mixed race, you may choose more than one answer. Asian or Pacific Islander

			Frequency	% of total	% of valid
Valid	0	not marked	494	3.35%	97.63%
	1	marked	12	0.08%	2.37%
		Total	506	3.43%	100%
Missing	6	refused	11	0.07%	
	7	legitimate skip	14214	96.44%	
	8	don't know	7	0.05%	

		Total	14,232	96.57%	
--	--	-------	--------	--------	--

Valid	Invalid	Minimum	Maximum
506	14232	0	1

H2NR27E2 - S25Q27E PARTNR2-OTHER-W2

Type	Code
Measurement Unit	numeric
H2NR27E2	27E2. 2nd NR Partner: What is {INITIALS}'s race? If {INITIALS} is of mixed race, you may choose more than one answer. other

			Frequency	% of total	% of valid
Valid	0	not marked	445	3.02%	87.94%
	1	marked	61	0.41%	12.06%
		Total	506	3.43%	100%
Missing	6	refused	11	0.07%	
	7	legitimate skip	14214	96.44%	
	8	don't know	7	0.05%	
		Total	14,232	96.57%	

Valid	Invalid	Minimum	Maximum
506	14232	0	1

H2NR28A2 - S25Q28A PARTNR2-CHINESE-W2

Type	Code
Measurement Unit	numeric
H2NR28A2	28A2. 2nd NR Partner: What is {INITIALS}'s Asian background? You may choose more than one answer. Chinese

			Frequency	% of total	% of valid
Valid	0	not marked	11	0.07%	91.67%
	1	marked	1	0.01%	8.33%
		Total	12	0.08%	100%
Missing	7	legitimate skip	14726	99.92%	
		Total	14,726	99.92%	

Valid	Invalid	Minimum	Maximum
12	14726	0	1

H2NR28B2 - S25Q28B PARTNR2-FILIPINO-W2

Type	Code
Measurement Unit	numeric
H2NR28B2	28B2. 2nd NR Partner: What is {INITIALS}'s Asian background? You may choose more than one answer. Filipino

			Frequency	% of total	% of valid
Valid	0	not marked	3	0.02%	25%
	1	marked	9	0.06%	75%
	Total		12	0.08%	100%
Missing	7	legitimate skip	14726	99.92%	
	Total		14,726	99.92%	

Valid	Invalid	Minimum	Maximum
12	14726	0	1

H2NR28C2 - S25Q28C PARTNR2-JAPANESE-W2

Type	Code
Measurement Unit	numeric
H2NR28C2	28C2. 2nd NR Partner: What is {INITIALS}'s Asian background? You may choose more than one answer. Japanese

			Frequency	% of total	% of valid
Valid	0	not marked	12	0.08%	100%
	Total		12	0.08%	100%
Missing	7	legitimate skip	14726	99.92%	
	Total		14,726	99.92%	

Valid	Invalid	Minimum	Maximum
12	14726	0	0

H2NR28D2 - S25Q28D PARTNR2-ASIAN INDIAN-W2

Type	Code
Measurement Unit	numeric
H2NR28D2	28D2. 2nd NR Partner: What is {INITIALS}'s Asian background? You may choose more than one answer. Asian Indian

			Frequency	% of total	% of valid
Valid	0	not marked	12	0.08%	100%
	Total		12	0.08%	100%
Missing	7	legitimate skip	14726	99.92%	

		Total	14,726	99.92%	
--	--	-------	--------	--------	--

Valid	Invalid	Minimum	Maximum
12	14726	0	0

Type	Code
Measurement Unit	numeric
H2NR28E2	28E2. 2nd NR Partner: What is {INITIALS}'s Asian background? You may choose more than one answer. Korean

			Frequency	% of total	% of valid
Valid	0	not marked	10	0.07%	83.33%
	1	marked	2	0.01%	16.67%
		Total	12	0.08%	100%
Missing	7	legitimate skip	14726	99.92%	
		Total	14,726	99.92%	

Valid	Invalid	Minimum	Maximum
12	14726	0	1

Type	Code
Measurement Unit	numeric
H2NR28F2	28F2. 2nd NR Partner: What is {INITIALS}'s Asian background? You may choose more than one answer. Vietnamese

			Frequency	% of total	% of valid
Valid	0	not marked	12	0.08%	100%
		Total	12	0.08%	100%
Missing	7	legitimate skip	14726	99.92%	
		Total	14,726	99.92%	

Valid	Invalid	Minimum	Maximum
12	14726	0	0

Type	Code
Measurement Unit	numeric

H2NR28G2	28G2. 2nd NR Partner: What is {INITIALS}'s Asian background? You may choose more than one answer. other
----------	---

			Frequency	% of total	% of valid
Valid	0	not marked	11	0.07%	91.67%
	1	marked	1	0.01%	8.33%
Total			12	0.08%	100%
Missing	7	legitimate skip	14726	99.92%	
	Total		14,726	99.92%	

Valid	Invalid	Minimum	Maximum
12	14726	0	1

H2NR29A2 - S25Q29A PARTNR2-SAME SCHOOL-W2

Type	Code
Measurement Unit	numeric
H2NR29A2	29A2. 2nd NR Partner: Before you first had sex with {INITIALS}, in what ways did you know each other? If you knew {INITIALS} in more than one way, choose more than one answer. You went to the same school.

			Frequency	% of total	% of valid
Valid	0	not marked	335	2.27%	66.87%
	1	marked	166	1.13%	33.13%
Total			501	3.4%	100%
Missing	6	refused	17	0.12%	
	7	legitimate skip	14214	96.44%	
	8	don't know	6	0.04%	
Total			14,237	96.6%	

Valid	Invalid	Minimum	Maximum
501	14237	0	1

H2NR29B2 - S25Q29B PARTNR2-SAME CHURCH/TEMPLE-W2

Type	Code
Measurement Unit	numeric
H2NR29B2	29B2. 2nd NR Partner: Before you first had sex with {INITIALS}, in what ways did you know each other? If you knew {INITIALS} in more than one way, choose more than one answer. You went to the same church, synagogue, or place of worship.

			Frequency	% of total	% of valid
--	--	--	-----------	------------	------------

Valid	0	not marked	484	3.28%	96.61%
	1	marked	17	0.12%	3.39%
		Total	501	3.4%	100%
Missing	6	refused	17	0.12%	
	7	legitimate skip	14214	96.44%	
	8	don't know	6	0.04%	
		Total	14,237	96.6%	

Valid	Invalid	Minimum	Maximum
501	14237	0	1

H2NR29C2 - S25Q29C PARTNR2-NEIGHBOR-W2

Type	Code
Measurement Unit	numeric
H2NR29C2	29C2. 2nd NR Partner: Before you first had sex with {INITIALS}, in what ways did you know each other? If you knew {INITIALS} in more than one way, choose more than one answer. You were neighbors.

			Frequency	% of total	% of valid
Valid	0	not marked	465	3.16%	92.81%
	1	marked	36	0.24%	7.19%
		Total	501	3.4%	100%
Missing	6	refused	17	0.12%	
	7	legitimate skip	14214	96.44%	
	8	don't know	6	0.04%	
		Total	14,237	96.6%	

Valid	Invalid	Minimum	Maximum
501	14237	0	1

H2NR29D2 - S25Q29D PARTNR2-CASUAL ACQUAINT-W2

Type	Code
Measurement Unit	numeric
H2NR29D2	29D2. 2nd NR Partner: Before you first had sex with {INITIALS}, in what ways did you know each other? If you knew {INITIALS} in more than one way, choose more than one answer. You were casual acquaintances.

			Frequency	% of total	% of valid
Valid	0	not marked	384	2.61%	76.65%
	1	marked	117	0.79%	23.35%

		Total	501	3.4%	100%
Missing	6	refused	17	0.12%	
	7	legitimate skip	14214	96.44%	
	8	don't know	6	0.04%	
		Total	14,237	96.6%	

Valid	Invalid	Minimum	Maximum
501	14237	0	1

H2NR29E2 - S25Q29E PARTNR2-FRIENDS-W2

Type	Code
Measurement Unit	numeric
H2NR29E2	29E2. 2nd NR Partner: Before you first had sex with {INITIALS}, in what ways did you know each other? If you knew {INITIALS} in more than one way, choose more than one answer. You were friends.

			Frequency	% of total	% of valid
Valid	0	not marked	325	2.21%	64.87%
	1	marked	176	1.19%	35.13%
		Total	501	3.4%	100%
Missing	6	refused	17	0.12%	
	7	legitimate skip	14214	96.44%	
	8	don't know	6	0.04%	
		Total	14,237	96.6%	

Valid	Invalid	Minimum	Maximum
501	14237	0	1

H2NR29F2 - S25Q29F PARTNR2-MUTUAL FRIEND-W2

Type	Code
Measurement Unit	numeric
H2NR29F2	29F2. 2nd NR Partner: Before you first had sex with {INITIALS}, in what ways did you know each other? If you knew {INITIALS} in more than one way, choose more than one answer. {INITIALS} was a friend of another friend of yours.

			Frequency	% of total	% of valid
Valid	0	not marked	355	2.41%	70.86%
	1	marked	146	0.99%	29.14%
		Total	501	3.4%	100%

Missing	6	refused	17	0.12%	
	7	legitimate skip	14214	96.44%	
	8	don't know	6	0.04%	
		Total	14,237	96.6%	

Valid	Invalid	Minimum	Maximum
501	14237	0	1

Type	Code
Measurement Unit	numeric
H2NR29G2	29G2. 2nd NR Partner: Before you first had sex with {INITIALS}, in what ways did you know each other? If you knew {INITIALS} in more than one way, choose more than one answer. some other way

			Frequency	% of total	% of valid
Valid	0	not marked	436	2.96%	87.03%
	1	marked	65	0.44%	12.97%
		Total	501	3.4%	100%
Missing	6	refused	17	0.12%	
	7	legitimate skip	14214	96.44%	
	8	don't know	6	0.04%	
		Total	14,237	96.6%	

Valid	Invalid	Minimum	Maximum
501	14237	0	1

Type	Code
Measurement Unit	numeric
H2NR29H2	29H2. 2nd NR Partner: Before you first had sex with {INITIALS}, in what ways did you know each other? If you knew {INITIALS} in more than one way, choose more than one answer. You did not know {INITIALS} before you had sex. {INITIALS} was a stranger.

			Frequency	% of total	% of valid
Valid	0	not marked	466	3.16%	93.01%
	1	marked	35	0.24%	6.99%
		Total	501	3.4%	100%

Missing	6	refused	17	0.12%	
	7	legitimate skip	14214	96.44%	
	8	don't know	6	0.04%	
		Total	14,237	96.6%	

Valid	Invalid	Minimum	Maximum
501	14237	0	1

Type	Code
Measurement Unit	numeric
H2NR30_2	30_2. 2nd NR Partner: When you had sex with {INITIALS} most recently, where did {HE/SHE} live?

			Frequency	% of total	% of valid
Valid	1	in your neighborhood	164	1.11%	32.73%
	2	not in your neighborhood	337	2.29%	67.27%
		Total	501	3.4%	100%
Missing	6	refused	16	0.11%	
	7	legitimate skip	14214	96.44%	
	8	don't know	7	0.05%	
		Total	14,237	96.6%	

Valid	Invalid	Minimum	Maximum
501	14237	1	2

Type	Code
Measurement Unit	numeric
H2NR31_2	31_2. 2nd NR Partner: Did {INITIALS} call you names, insult you, or treat you disrespectfully in front of others?

			Frequency	% of total	% of valid
Valid	0	no	468	3.18%	93.6%
	1	yes	32	0.22%	6.4%
		Total	500	3.39%	100%
Missing	6	refused	16	0.11%	
	7	legitimate skip	14214	96.44%	
	8	don't know	8	0.05%	
		Total	14,238	96.61%	

Valid	Invalid	Minimum	Maximum
500	14238	0	1

Type	Code
Measurement Unit	numeric
H2NR32M2	32M2. 2nd NR Partner: In what month [and year] did {INITIALS} first do this?

			Frequency	% of total	% of valid
Valid	2	February	2	0.01%	7.41%
	3	March	5	0.03%	18.52%
	4	April	4	0.03%	14.81%
	5	May	6	0.04%	22.22%
	6	June	2	0.01%	7.41%
	7	July	4	0.03%	14.81%
	9	September	1	0.01%	3.7%
	10	October	3	0.02%	11.11%
		Total	27	0.18%	100%
Missing	96	refused	1	0.01%	
	97	legitimate skip	14706	99.78%	
	98	don't know	4	0.03%	
		Total	14,711	99.82%	

Valid	Invalid	Minimum	Maximum
27	14711	2	10

Type	Code
Measurement Unit	numeric
H2NR32Y2	32Y2. 2nd NR Partner: In what [month and] year did {INITIALS} first do this?

			Frequency	% of total	% of valid
Valid	94	1994	4	0.03%	14.29%
	95	1995	12	0.08%	42.86%
	96	1996	12	0.08%	42.86%
		Total	28	0.19%	100%
Missing	996	refused	1	0.01%	
	997	legitimate skip	14706	99.78%	
	998	don't know	3	0.02%	
		Total	14,710	99.81%	

Valid	Invalid	Minimum	Maximum
28	14710	94	96

Type	Code
Measurement Unit	numeric
H2NR33_2	33_2. 2nd NR Partner: Did {INITIALS} swear at you?

			Frequency	% of total	% of valid
Valid	0	no	464	3.15%	92.06%
	1	yes	40	0.27%	7.94%
	Total		504	3.42%	100%
Missing	6	refused	13	0.09%	
	7	legitimate skip	14214	96.44%	
	8	don't know	7	0.05%	
	Total		14,234	96.58%	

Valid	Invalid	Minimum	Maximum
504	14234	0	1

Type	Code
Measurement Unit	numeric
H2NR34M2	34M2. 2nd NR Partner: In what month [and year] did {INITIALS} first do this?

			Frequency	% of total	% of valid
Valid	2	February	3	0.02%	8.57%
	3	March	6	0.04%	17.14%
	4	April	6	0.04%	17.14%
	5	May	9	0.06%	25.71%
	6	June	1	0.01%	2.86%
	7	July	2	0.01%	5.71%
	8	August	1	0.01%	2.86%
	9	September	1	0.01%	2.86%
	10	October	2	0.01%	5.71%
	11	November	2	0.01%	5.71%
	12	December	2	0.01%	5.71%
	Total		35	0.24%	100%
Missing	96	refused	1	0.01%	
	97	legitimate skip	14698	99.73%	
	98	don't know	4	0.03%	

	Total	14,703	99.76%	
--	-------	--------	--------	--

Valid	Invalid	Minimum	Maximum
35	14703	2	12

Type	Code
Measurement Unit	numeric
H2NR34Y2	34Y2. 2nd NR Partner: In what [month and] year did {INITIALS} first do this?

			Frequency	% of total	% of valid
Valid	90	1990	2	0.01%	5.41%
	94	1994	3	0.02%	8.11%
	95	1995	11	0.07%	29.73%
	96	1996	21	0.14%	56.76%
		Total	37	0.25%	100%
Missing	996	refused	1	0.01%	
	997	legitimate skip	14698	99.73%	
	998	don't know	2	0.01%	
		Total	14,701	99.75%	

Valid	Invalid	Minimum	Maximum
37	14701	90	96

Type	Code
Measurement Unit	numeric
H2NR35_2	35_2. 2nd NR Partner: Did {INITIALS} threaten you with violence?

			Frequency	% of total	% of valid
Valid	0	no	488	3.31%	96.83%
	1	yes	16	0.11%	3.17%
		Total	504	3.42%	100%
Missing	6	refused	13	0.09%	
	7	legitimate skip	14214	96.44%	
	8	don't know	7	0.05%	
		Total	14,234	96.58%	

Valid	Invalid	Minimum	Maximum
504	14234	0	1

 H2NR36M2 - S25Q36 PARTNR2-MONTH FIRST OCCURRED-W2

Type	Code
Measurement Unit	numeric
H2NR36M2	36M2. 2nd NR Partner: In what month [and year] did {INITIALS} first do this?

			Frequency	% of total	% of valid
Valid	1	January	1	0.01%	6.67%
	4	April	1	0.01%	6.67%
	5	May	5	0.03%	33.33%
	6	June	2	0.01%	13.33%
	7	July	1	0.01%	6.67%
	8	August	1	0.01%	6.67%
	9	September	2	0.01%	13.33%
	11	November	2	0.01%	13.33%
		Total	15	0.1%	100%
Missing	97	legitimate skip	14722	99.89%	
	98	don't know	1	0.01%	
		Total	14,723	99.9%	

Valid	Invalid	Minimum	Maximum
15	14723	1	11

 H2NR36Y2 - S25Q36 PARTNR2-YEAR FIRST OCCURRED-W2

Type	Code
Measurement Unit	numeric
H2NR36Y2	36Y2. 2nd NR Partner: In what [month and] year did {INITIALS} first do this?

			Frequency	% of total	% of valid
Valid	94	1994	3	0.02%	20%
	95	1995	8	0.05%	53.33%
	96	1996	4	0.03%	26.67%
		Total	15	0.1%	100%
Missing	997	legitimate skip	14722	99.89%	
	998	don't know	1	0.01%	
		Total	14,723	99.9%	

Valid	Invalid	Minimum	Maximum
15	14723	94	96

 H2NR37_2 - S25Q37 PARTNR2-PUSH/SHOVE YOU-W2

Type	Code
Measurement Unit	numeric
H2NR37_2	37_2. 2nd NR Partner: Did {INITIALS} push or shove you?

			Frequency	% of total	% of valid
Valid	0	no	484	3.28%	95.84%
	1	yes	21	0.14%	4.16%
	Total		505	3.43%	100%
Missing	6	refused	12	0.08%	
	7	legitimate skip	14214	96.44%	
	8	don't know	7	0.05%	
	Total		14,233	96.57%	

Valid	Invalid	Minimum	Maximum
505	14233	0	1

 H2NR38M2 - S25Q38 PARTNR2-MONTH FIRST OCCURRED-W2

Type	Code
Measurement Unit	numeric
H2NR38M2	38M2. 2nd NR Partner: In what month [and year] did {INITIALS} first do this?

			Frequency	% of total	% of valid
Valid	2	February	2	0.01%	11.11%
	3	March	3	0.02%	16.67%
	4	April	2	0.01%	11.11%
	5	May	5	0.03%	27.78%
	6	June	1	0.01%	5.56%
	7	July	1	0.01%	5.56%
	8	August	1	0.01%	5.56%
	9	September	2	0.01%	11.11%
	10	October	1	0.01%	5.56%
	Total		18	0.12%	100%
Missing	97	legitimate skip	14717	99.86%	
	98	don't know	3	0.02%	
	Total		14,720	99.88%	


Valid	Invalid	Minimum	Maximum
18	14720	2	10

 H2NR38Y2 - S25Q38 PARTNR2-YEAR FIRST OCCURRED-W2

Type	Code
Measurement Unit	numeric
H2NR38Y2	38Y2. 2nd NR Partner: In what [month and] year did {INITIALS} first do this?

			Frequency	% of total	% of valid
Valid	94	1994	3	0.02%	16.67%
	95	1995	8	0.05%	44.44%
	96	1996	7	0.05%	38.89%
		Total	18	0.12%	100%
Missing	997	legitimate skip	14717	99.86%	
	998	don't know	3	0.02%	
		Total	14,720	99.88%	

Valid	Invalid	Minimum	Maximum
18	14720	94	96

 H2NR39_2 - S25Q39 PARTNR2-THROW SOMETHING AT YOU-W2

Type	Code
Measurement Unit	numeric
H2NR39_2	39_2. 2nd NR Partner: Did {INITIALS} throw something at you that could hurt you?

			Frequency	% of total	% of valid
Valid	0	no	494	3.35%	97.44%
	1	yes	13	0.09%	2.56%
		Total	507	3.44%	100%
Missing	6	refused	11	0.07%	
	7	legitimate skip	14214	96.44%	
	8	don't know	6	0.04%	
		Total	14,231	96.56%	

Valid	Invalid	Minimum	Maximum
507	14231	0	1

 H2NR40M2 - S25Q40 PARTNR2-MONTH FIRST OCCURRED-W2

Type	Code
Measurement Unit	numeric

H2NR40M2	40M2. 2nd NR Partner: In what month [and year] did {INITIALS} first do this?
----------	--

			Frequency	% of total	% of valid
Valid	2	February	3	0.02%	27.27%
	3	March	3	0.02%	27.27%
	5	May	1	0.01%	9.09%
	6	June	1	0.01%	9.09%
	7	July	1	0.01%	9.09%
	10	October	1	0.01%	9.09%
	11	November	1	0.01%	9.09%
		Total	11	0.07%	100%
Missing	97	legitimate skip	14725	99.91%	
	98	don't know	2	0.01%	
		Total	14,727	99.93%	

Valid	Invalid	Minimum	Maximum
11	14727	2	11

H2NR40Y2 - S25Q40 PARTNR2-YEAR FIRST OCCURRED-W2

Type	Code
Measurement Unit	numeric
H2NR40Y2	40Y2. 2nd NR Partner: In what [month and] year did {INITIALS} first do this?

			Frequency	% of total	% of valid
Valid	91	1991	1	0.01%	9.09%
	94	1994	1	0.01%	9.09%
	95	1995	5	0.03%	45.45%
	96	1996	4	0.03%	36.36%
		Total	11	0.07%	100%
Missing	997	legitimate skip	14725	99.91%	
	998	don't know	2	0.01%	
		Total	14,727	99.93%	

Valid	Invalid	Minimum	Maximum
11	14727	91	96

H2NR41_2 - S25Q41 PARTNR2-HAD SEX-W2

Type	Code
Measurement Unit	numeric
H2NR41_2	41_2. 2nd NR Partner: Have you had sexual intercourse with {INITIALS}?

			Frequency	% of total	% of valid
Valid	0	no	199	1.35%	40.7%
	1	yes	290	1.97%	59.3%
		Total	489	3.32%	100%
Missing	6	refused	11	0.07%	
	7	legitimate skip	14232	96.57%	
	8	don't know	6	0.04%	
		Total	14,249	96.68%	

Valid	Invalid	Minimum	Maximum
489	14249	0	1

Type	Code
Measurement Unit	numeric
H2NR42M2	42M2. 2nd NR Partner: In what month [and year] did you first have sexual intercourse with {INITIALS}?

			Frequency	% of total	% of valid
Valid	1	January	13	0.09%	5.6%
	2	February	19	0.13%	8.19%
	3	March	32	0.22%	13.79%
	4	April	36	0.24%	15.52%
	5	May	46	0.31%	19.83%
	6	June	21	0.14%	9.05%
	7	July	17	0.12%	7.33%
	8	August	5	0.03%	2.16%
	9	September	10	0.07%	4.31%
	10	October	13	0.09%	5.6%
	11	November	9	0.06%	3.88%
	12	December	11	0.07%	4.74%
		Total	232	1.57%	100%
Missing	96	refused	6	0.04%	
	97	legitimate skip	14448	98.03%	
	98	don't know	52	0.35%	
		Total	14,506	98.43%	

Valid	Invalid	Minimum	Maximum
232	14506	1	12

###

Type	Code
Measurement Unit	numeric
H2NR42Y2	42Y2. 2nd NR Partner: In what [month and] year did you first have sexual intercourse with {INITIALS}?

			Frequency	% of total	% of valid
Valid	89	1989	1	0.01%	0.41%
	91	1991	2	0.01%	0.81%
	93	1993	6	0.04%	2.44%
	94	1994	19	0.13%	7.72%
	95	1995	91	0.62%	36.99%
	96	1996	127	0.86%	51.63%
		Total	246	1.67%	100%
Missing	.	missing	1	0.01%	
	996	refused	6	0.04%	
	997	legitimate skip	14448	98.03%	
	998	don't know	37	0.25%	
		Total	14,492	98.33%	

Valid	Invalid	Minimum	Maximum
246	14492	89	96

Type	Code
Measurement Unit	numeric
H2NR43M2	43M2. 2nd NR Partner: In what month [and year] did you have sexual intercourse with {INITIALS} most recently?

			Frequency	% of total	% of valid
Valid	1	January	13	0.09%	5.68%
	2	February	21	0.14%	9.17%
	3	March	28	0.19%	12.23%
	4	April	38	0.26%	16.59%
	5	May	49	0.33%	21.4%
	6	June	25	0.17%	10.92%
	7	July	10	0.07%	4.37%
	8	August	6	0.04%	2.62%
	9	September	6	0.04%	2.62%
	10	October	11	0.07%	4.8%
	11	November	14	0.09%	6.11%
	12	December	8	0.05%	3.49%

		Total	229	1.55%	100%
Missing	96	refused	9	0.06%	
	97	legitimate skip	14448	98.03%	
	98	don't know	52	0.35%	
		Total	14,509	98.45%	

Valid	Invalid	Minimum	Maximum
229	14509	1	12

Type	Code
Measurement Unit	numeric
H2NR43Y2	43Y2. 2nd NR Partner: In what [month and] year did you have sexual intercourse with {INITIALS} most recently?

			Frequency	% of total	% of valid
Valid	91	1991	1	0.01%	0.41%
	93	1993	3	0.02%	1.23%
	94	1994	6	0.04%	2.46%
	95	1995	71	0.48%	29.1%
	96	1996	163	1.11%	66.8%
		Total	244	1.66%	100%
Missing	.	missing	1	0.01%	
	996	refused	9	0.06%	
	997	legitimate skip	14448	98.03%	
	998	don't know	36	0.24%	
		Total	14,494	98.34%	

Valid	Invalid	Minimum	Maximum
244	14494	91	96

Type	Code
Measurement Unit	numeric
H2NR44_2	44_2. 2nd NR Partner: Did you and {INITIALS} have intercourse once, or more than once?

			Frequency	% of total	% of valid
Valid	1	once	116	0.79%	59.79%
	2	more than once	78	0.53%	40.21%

		Total	194	1.32%	100%
Missing	7	legitimate skip	14544	98.68%	
		Total	14,544	98.68%	

Valid	Invalid	Minimum	Maximum
194	14544	1	2

H2NR45_2 - S25Q45 PARTNR2-USE ANY BIRTHCONTROL-W2

Type	Code
Measurement Unit	numeric
H2NR45_2	45_2. 2nd NR Partner: Did either of you use any method of birth control?

			Frequency	% of total	% of valid
Valid	0	no	44	0.3%	37.93%
	1	yes	72	0.49%	62.07%
		Total	116	0.79%	100%
Missing	7	legitimate skip	14622	99.21%	
		Total	14,622	99.21%	

Valid	Invalid	Minimum	Maximum
116	14622	0	1

H2NR46A2 - S25Q46A PARTNR2-METHOD 1-W2

Type	Code
Measurement Unit	numeric
H2NR46A2	46A2. 2nd NR Partner: What method of birth control did you or your partner use? If more than one method was used, you should choose more than one answer.

			Frequency	% of total	% of valid
Valid	1	condoms (rubbers)	43	0.29%	89.58%
	2	withdrawal	2	0.01%	4.17%
	4	birth control pills	2	0.01%	4.17%
	11	Depo Provera	1	0.01%	2.08%
		Total	48	0.33%	100%
Missing	.	missing	24	0.16%	
	97	legitimate skip	14666	99.51%	
		Total	14,690	99.67%	

Valid	Invalid	Minimum	Maximum
-------	---------	---------	---------

48	14690	1	11
----	-------	---	----

H2NR46B2 - S25Q46B PARTNR2-METHOD 2-W2

Type	Code
Measurement Unit	numeric
H2NR46B2	46B2. 2nd NR Partner: What other method of birth control did you or your partner use?

			Frequency	% of total	% of valid
Valid	2	withdrawal	6	0.04%	12.5%
	4	birth control pills	5	0.03%	10.42%
	6	foam, jelly, creme, suppositories	1	0.01%	2.08%
	11	Depo Provera	1	0.01%	2.08%
	12	contraceptive film	1	0.01%	2.08%
	14	no other method	34	0.23%	70.83%
Total			48	0.33%	100%
Missing	.	missing	24	0.16%	
	97	legitimate skip	14666	99.51%	
Total			14,690	99.67%	

Valid	Invalid	Minimum	Maximum
48	14690	2	14

H2NR46C2 - S25Q46C PARTNR2-METHOD 3-W2

Type	Code
Measurement Unit	numeric
H2NR46C2	46C2. 2nd NR Partner: What other method of birth control did you or your partner use?

			Frequency	% of total	% of valid
Valid	3	rhythm (safe time)	1	0.01%	7.14%
	4	birth control pills	1	0.01%	7.14%
	7	diaphragm, with or without jelly	1	0.01%	7.14%
	14	no other method	11	0.07%	78.57%
Total			14	0.09%	100%
Missing	.	missing	24	0.16%	
	97	legitimate skip	14700	99.74%	
Total			14,724	99.91%	

Valid	Invalid	Minimum	Maximum
14	14724	3	14

 H2NR47_2 - S25Q47 PARTNR2-USED CONDOM-W2

Type	Code
Measurement Unit	numeric
H2NR47_2	47_2. 2nd NR Partner: Was a condom used when you had sexual intercourse with {INITIALS}?

			Frequency	% of total	% of valid
Valid	0	no	50	0.34%	68.49%
	1	yes	23	0.16%	31.51%
	Total		73	0.5%	100%
Missing	7	legitimate skip	14665	99.5%	
	Total		14,665	99.5%	

Valid	Invalid	Minimum	Maximum
73	14665	0	1

 H2NR48_2 - S25Q48 PARTNR2-USE ANY BIRTHCONTROL-W2

Type	Code
Measurement Unit	numeric
H2NR48_2	48_2. 2nd NR Partner: During that month when you and {INITIALS} had sexual intercourse, did either of you ever use any method of birth control?

			Frequency	% of total	% of valid
Valid	0	no	21	0.14%	27.27%
	1	yes	56	0.38%	72.73%
	Total		77	0.52%	100%
Missing	6	refused	1	0.01%	
	7	legitimate skip	14660	99.47%	
	Total		14,661	99.48%	

Valid	Invalid	Minimum	Maximum
77	14661	0	1

 H2NR49_2 - S25Q49 PARTNR2-BIRTHCONTROL ALWAYS-W2

Type	Code
Measurement Unit	numeric
H2NR49_2	49_2. 2nd NR Partner: Did one or the other of you use some method of birth control every time you and {INITIALS} had sexual intercourse?

			Frequency	% of total	% of valid
Valid	0	no	15	0.1%	27.27%
	1	yes	40	0.27%	72.73%
		Total	55	0.37%	100%
Missing	7	legitimate skip	14682	99.62%	
	8	don't know	1	0.01%	
		Total	14,683	99.63%	

Valid	Invalid	Minimum	Maximum
55	14683	0	1

H2NR50A2 - S25Q50A PARTNR2-METHOD 1-W2

Type	Code
Measurement Unit	numeric
H2NR50A2	50A2. 2nd NR Partner: What method of birth control did you or your partner use?

			Frequency	% of total	% of valid
Valid	1	condoms (rubbers)	41	0.28%	93.18%
	4	birth control pills	3	0.02%	6.82%
		Total	44	0.3%	100%
Missing	.	missing	12	0.08%	
	97	legitimate skip	14682	99.62%	
		Total	14,694	99.7%	

Valid	Invalid	Minimum	Maximum
44	14694	1	4

H2NR50B2 - S25Q50B PARTNR2-METHOD 2-W2

Type	Code
Measurement Unit	numeric
H2NR50B2	50B2. 2nd NR Partner: What other method of birth control did you or your partner use?

			Frequency	% of total	% of valid
--	--	--	-----------	------------	------------

Valid	1	condoms (rubbers)	1	0.01%	2.27%
	2	withdrawal	8	0.05%	18.18%
	4	birth control pills	3	0.02%	6.82%
	6	foam, jelly, creme, suppositories	1	0.01%	2.27%
	7	diaphragm, with or without jelly	1	0.01%	2.27%
	9	Norplant	1	0.01%	2.27%
	13	some other method	1	0.01%	2.27%
	14	no other method	28	0.19%	63.64%
		Total	44	0.3%	100%
Missing	.	missing	12	0.08%	
	97	legitimate skip	14682	99.62%	
		Total	14,694	99.7%	

Valid	Invalid	Minimum	Maximum
44	14694	1	14

H2NR50C2 - S25Q50C PARTNR2-METHOD 3-W2

Type	Code
Measurement Unit	numeric
H2NR50C2	50C2. 2nd NR Partner: What other method of birth control did you or your partner use?

			Frequency	% of total	% of valid
Valid	2	withdrawal	2	0.01%	12.5%
	4	birth control pills	1	0.01%	6.25%
	6	foam, jelly, creme, suppositories	1	0.01%	6.25%
	13	some other method	1	0.01%	6.25%
	14	no other method	11	0.07%	68.75%
		Total	16	0.11%	100%
Missing	.	missing	12	0.08%	
	97	legitimate skip	14710	99.81%	
		Total	14,722	99.89%	

Valid	Invalid	Minimum	Maximum
16	14722	2	14

H2NR51_2 - S25Q51 PARTNR2-USED CONDOM-W2

Type	Code
Measurement Unit	numeric

H2NR51_2	51_2. 2nd NR Partner: Was a condom ever used when you had sexual intercourse with {INITIALS}?
----------	---

			Frequency	% of total	% of valid
Valid	0	no	21	0.14%	58.33%
	1	yes	15	0.1%	41.67%
Total			36	0.24%	100%
Missing	7	legitimate skip	14702	99.76%	
	Total		14,702	99.76%	

Valid	Invalid	Minimum	Maximum
36	14702	0	1

H2NR52_2 - S25Q52 PARTNR2->1 BIRTHCONTROL-W2

Type	Code
Measurement Unit	numeric
H2NR52_2	52_2. 2nd NR Partner: Did you and {INITIALS} use more than one birth control method at the same time, or did you use these methods at different times?

			Frequency	% of total	% of valid
Valid	1	you used more than one method at the same time	16	0.11%	55.17%
	2	you used only one method at a time, but the method you choose was different from time to time	7	0.05%	24.14%
	3	sometimes you used only one method, and sometimes you used more than one	6	0.04%	20.69%
Total			29	0.2%	100%
Missing	7	legitimate skip	14709	99.8%	
	Total		14,709	99.8%	

Valid	Invalid	Minimum	Maximum
29	14709	1	3

H2NR53_2 - S25Q53 PARTNR2-EVER USE BIRTHCONTROL-W2

Type	Code
Measurement Unit	numeric

H2NR53_2	53_2. 2nd NR Partner: Between {FIRST DATE} and {LAST DATE}, when you and {INITIALS} had sexual intercourse, did one or the other of you ever use any method of birth control?
----------	---

			Frequency	% of total	% of valid
Valid	0	no	25	0.17%	26.04%
	1	yes	71	0.48%	73.96%
		Total	96	0.65%	100%
Missing	7	legitimate skip	14642	99.35%	
		Total	14,642	99.35%	

Valid	Invalid	Minimum	Maximum
96	14642	0	1

H2NR54_2 - S25Q54 PARTNR2-ALWAYS BIRTHCONTROL-W2

Type	Code
Measurement Unit	numeric
H2NR54_2	54_2. 2nd NR Partner: Throughout these months, did one or the other of you use some method of birth control every time you and {INITIALS} had sexual intercourse?

			Frequency	% of total	% of valid
Valid	0	no	16	0.11%	22.54%
	1	yes	55	0.37%	77.46%
		Total	71	0.48%	100%
Missing	7	legitimate skip	14667	99.52%	
		Total	14,667	99.52%	

Valid	Invalid	Minimum	Maximum
71	14667	0	1

H2NR55A2 - S25Q55A PARTNR2-METHOD 1-W2

Type	Code
Measurement Unit	numeric
H2NR55A2	55A2. 2nd NR Partner: What method of birth control did you or your partner use? If more than one method was used, you should choose more than one answer.

			Frequency	% of total	% of valid
--	--	--	-----------	------------	------------

Valid	1	condoms (rubbers)	51	0.35%	92.73%
	2	withdrawal	1	0.01%	1.82%
	4	birth control pills	1	0.01%	1.82%
	11	Depo Provera	1	0.01%	1.82%
	13	some other method	1	0.01%	1.82%
		Total	55	0.37%	100%
Missing	.	missing	16	0.11%	
	97	legitimate skip	14667	99.52%	
		Total	14,683	99.63%	

Valid	Invalid	Minimum	Maximum
55	14683	1	13

Type	Code
Measurement Unit	numeric
H2NR55B2	55B2. 2nd NR Partner: What other method of birth control did you or your partner use?

			Frequency	% of total	% of valid
Valid	1	condoms (rubbers)	1	0.01%	1.82%
	2	withdrawal	7	0.05%	12.73%
	4	birth control pills	9	0.06%	16.36%
	9	Norplant	1	0.01%	1.82%
	11	Depo Provera	1	0.01%	1.82%
	14	no other method	36	0.24%	65.45%
		Total	55	0.37%	100%
Missing	.	missing	16	0.11%	
	97	legitimate skip	14667	99.52%	
		Total	14,683	99.63%	

Valid	Invalid	Minimum	Maximum
55	14683	1	14

Type	Code
Measurement Unit	numeric
H2NR55C2	55C2. 2nd NR Partner: What other method of birth control did you or your partner use?

			Frequency	% of total	% of valid
--	--	--	-----------	------------	------------

Valid	2	withdrawal	1	0.01%	5.26%
	3	rhythm (safe time)	2	0.01%	10.53%
	4	birth control pills	3	0.02%	15.79%
	6	foam, jelly, creme, suppositories	1	0.01%	5.26%
	14	no other method	12	0.08%	63.16%
		Total	19	0.13%	100%
Missing	.	missing	16	0.11%	
	97	legitimate skip	14703	99.76%	
		Total	14,719	99.87%	

Valid	Invalid	Minimum	Maximum
19	14719	2	14

H2NR56_2 - S25Q56 PARTNR2-EVER USE A CONDOM-W2

Type	Code
Measurement Unit	numeric
H2NR56_2	56_2. 2nd NR Partner: Was a condom ever used when you had sexual intercourse with {INITIALS}?

			Frequency	% of total	% of valid
Valid	0	no	15	0.1%	34.09%
	1	yes	29	0.2%	65.91%
		Total	44	0.3%	100%
Missing	7	legitimate skip	14694	99.7%	
		Total	14,694	99.7%	

Valid	Invalid	Minimum	Maximum
44	14694	0	1

H2NR57_2 - S25Q57 PARTNR2->1 BIRTHCONTROL-W2

Type	Code
Measurement Unit	numeric
H2NR57_2	57_2. 2nd NR Partner: Did you and {INITIALS} use more than one method of birth control at the same time, or did you use these methods at different times?

	Frequency	% of total	% of valid
--	-----------	------------	------------

Valid	1	we used more than one method at the same time	16	0.11%	45.71%
	2	we used only one method at a time, but the method we choose was different from time to time	12	0.08%	34.29%
	3	sometimes we used only one method, and sometimes we used more than one	7	0.05%	20%
		Total	35	0.24%	100%
Missing	7	legitimate skip	14703	99.76%	
		Total	14,703	99.76%	

Valid	Invalid	Minimum	Maximum
35	14703	1	3

H2NR58_2 - S25Q58 PARTNR2-NO. TIME SEX-W2

Type	Numeric (Double)
H2NR58_2	58_2. 2nd NR Partner: About how many times have you and {INITIALS} had sexual intercourse since {FIRST DATE}?

			Frequency	% of total	% of valid
Missing	.	missing	8	0.05%	
	996	refused	3	0.02%	
	997	legitimate skip	14564	98.82%	
	998	don't know	4	0.03%	
		Total	14,579	98.92%	

Valid	Invalid	Minimum	Maximum	Mean	StdDev
159	14579	0	500	12.377358...	42.323749...

H2NR59_2 - S25Q59 PARTNR2-EVER HAD ANAL IC-W2

Type	Code
Measurement Unit	numeric
H2NR59_2	59_2. 2nd NR Partner: If Respondent is male: Have you ever had anal intercourse with {INITIALS}? That is, have you ever inserted your penis into her anus? If Respondent is female: Have you ever had anal intercourse with {INITIALS}? That is, has he ever inserted his penis into your anus?

			Frequency	% of total	% of valid
Valid	0	no	36	0.24%	69.23%
	1	yes	16	0.11%	30.77%

		Total	52	0.35%	100%
Missing	6	refused	1	0.01%	
	7	legitimate skip	14685	99.64%	
		Total	14,686	99.65%	

Valid	Invalid	Minimum	Maximum
52	14686	0	1

Type	Code
Measurement Unit	numeric
H2NR60M2	60M2. 2nd NR Partner: In what month [and year] did you first have anal intercourse with {INITIALS}?

			Frequency	% of total	% of valid
Valid	1	January	2	0.01%	14.29%
	2	February	3	0.02%	21.43%
	3	March	1	0.01%	7.14%
	4	April	4	0.03%	28.57%
	5	May	1	0.01%	7.14%
	6	June	2	0.01%	14.29%
	10	October	1	0.01%	7.14%
		Total	14	0.09%	100%
Missing	97	legitimate skip	14722	99.89%	
	98	don't know	2	0.01%	
		Total	14,724	99.91%	

Valid	Invalid	Minimum	Maximum
14	14724	1	10

Type	Code
Measurement Unit	numeric
H2NR60Y2	60Y2. 2nd NR Partner: In what [month and] year did you first have anal intercourse with {INITIALS}?

			Frequency	% of total	% of valid
Valid	95	1995	5	0.03%	33.33%
	96	1996	10	0.07%	66.67%
	Total	15	0.1%	100%	

Missing	997	legitimate skip	14722	99.89%	
	998	don't know	1	0.01%	
		Total	14,723	99.9%	

Valid	Invalid	Minimum	Maximum
15	14723	95	96

Type	Code
Measurement Unit	numeric
H2NR61_2	61_2. 2nd NR Partner: If Respondent is male: Did you wear a condom the first time you had anal intercourse? If Respondent is female: Did he wear a condom the first time you had anal intercourse?

			Frequency	% of total	% of valid
Valid	0	no	11	0.07%	68.75%
	1	yes	5	0.03%	31.25%
		Total	16	0.11%	100%
Missing	7	legitimate skip	14722	99.89%	
		Total	14,722	99.89%	

Valid	Invalid	Minimum	Maximum
16	14722	0	1

Type	Code
Measurement Unit	numeric
H2NR62M2	62M2. 2nd NR Partner: In what month [and year] did you have anal intercourse with {INITIALS} most recently?

			Frequency	% of total	% of valid
Valid	1	January	2	0.01%	14.29%
	2	February	4	0.03%	28.57%
	4	April	3	0.02%	21.43%
	6	June	4	0.03%	28.57%
	10	October	1	0.01%	7.14%
		Total	14	0.09%	100%
Missing	97	legitimate skip	14722	99.89%	
	98	don't know	2	0.01%	
		Total	14,724	99.91%	

Valid	Invalid	Minimum	Maximum
14	14724	1	10

H2NR62Y2 - S25Q62 PARTNR2-YEAR MOST RECENT ANAL-W2

Type	Code
Measurement Unit	numeric
H2NR62Y2	62Y2. 2nd NR Partner: In what [month and] year did you have anal intercourse with {INITIALS} most recently?

			Frequency	% of total	% of valid
Valid	95	1995	5	0.03%	35.71%
	96	1996	9	0.06%	64.29%
	Total		14	0.09%	100%
Missing	997	legitimate skip	14722	99.89%	
	998	don't know	2	0.01%	
	Total		14,724	99.91%	

Valid	Invalid	Minimum	Maximum
14	14724	95	96

H2NR63_2 - S25Q63 PARTNR2-NO. TIMES ANAL-W2

Type	Code
Measurement Unit	numeric
H2NR63_2	63_2. 2nd NR Partner: If Respondent is male: About how many times have you and she had anal intercourse? If Respondent is female: About how many times have you and he had anal intercourse?

			Frequency	% of total	% of valid
Missing	97	legitimate skip	14722	99.89%	
	98	don't know	1	0.01%	
Total			14,723	99.9%	

Valid	Invalid	Minimum	Maximum	Mean	StdDev
15	14723	1	15	4.1333333...	4.2403953...

H2NR64_2 - S25Q64 PARTNR2-FREQ. USED CONDOM-ANAL-W2

Type	Code
Measurement Unit	numeric

H2NR64_2	64_2. 2nd NR Partner: If Respondent is male: About how often did you wear a condom when you had anal intercourse? If Respondent is female: About how often did {INITIALS} wear a condom when you had anal intercourse?
----------	--

			Frequency	% of total	% of valid
Valid	1	all of the time	3	0.02%	27.27%
	2	most of the time	3	0.02%	27.27%
	3	about half of the time	1	0.01%	9.09%
	5	none of the time	4	0.03%	36.36%
Total			11	0.07%	100%
Missing	7	legitimate skip	14727	99.93%	
	Total		14,727	99.93%	

Valid	Invalid	Minimum	Maximum
11	14727	1	5

H2NR65_2 - S25Q65 PARTNR2-INSERTED PENIS IN ANUS-W2

Type	Code
Measurement Unit	numeric
H2NR65_2	65_2. 2nd NR Partner: Has {INITIALS} ever inserted his penis into your anus?

			Frequency	% of total	% of valid
Valid	0	no	3	0.02%	37.5%
	1	yes	5	0.03%	62.5%
Total			8	0.05%	100%
Missing	7	legitimate skip	14730	99.95%	
	Total		14,730	99.95%	

Valid	Invalid	Minimum	Maximum
8	14730	0	1

H2NR66M2 - S25Q66 PARTNR2-MONTH FIRST DID THIS-W2

Type	Code
Measurement Unit	numeric
H2NR66M2	66M2. 2nd NR Partner: In what month [and year] did he do this with you the first time?

			Frequency	% of total	% of valid
Valid	2	February	1	0.01%	33.33%
	5	May	1	0.01%	33.33%
	6	June	1	0.01%	33.33%

		Total	3	0.02%	100%
Missing	97	legitimate skip	14733	99.97%	
	98	don't know	2	0.01%	
		Total	14,735	99.98%	

Valid	Invalid	Minimum	Maximum
3	14735	2	6

Type	Code
Measurement Unit	numeric
H2NR66Y2	66Y2. 2nd NR Partner: In what [month and] year did he do this with you the first time?


			Frequency	% of total	% of valid
Valid	95	1995	1	0.01%	33.33%
	96	1996	2	0.01%	66.67%
		Total	3	0.02%	100%
Missing	997	legitimate skip	14733	99.97%	
	998	don't know	2	0.01%	
		Total	14,735	99.98%	

Valid	Invalid	Minimum	Maximum
3	14735	95	96

Type	Code
Measurement Unit	numeric
H2NR67_2	67_2. 2nd NR Partner: Did he wear a condom the first time he did this with you?

			Frequency	% of total	% of valid
Valid	0	no	4	0.03%	80%
	1	yes	1	0.01%	20%
		Total	5	0.03%	100%
Missing	7	legitimate skip	14733	99.97%	
		Total	14,733	99.97%	

Valid	Invalid	Minimum	Maximum
5	14733	0	1

 H2NR68M2 - S25Q68 PARTNR2-MONTH MOST RECENT-ANAL-W2

Type	Code
Measurement Unit	numeric
H2NR68M2	68M2. 2nd NR Partner: In what month [and year] did he insert his penis into your anus most recently?

			Frequency	% of total	% of valid
Valid	2	February	1	0.01%	25%
	5	May	2	0.01%	50%
	6	June	1	0.01%	25%
Total			4	0.03%	100%
Missing	97	legitimate skip	14733	99.97%	
	98	don't know	1	0.01%	
Total			14,734	99.97%	

Valid	Invalid	Minimum	Maximum
4	14734	2	6

 H2NR68Y2 - S25Q68 PARTNR2-YEAR MOST RECENT-ANAL-W2

Type	Code
Measurement Unit	numeric
H2NR68Y2	68Y2. 2nd NR Partner: In what [month and] year did he insert his penis into your anus most recently?

			Frequency	% of total	% of valid
Valid	95	1995	1	0.01%	25%
	96	1996	3	0.02%	75%
Total			4	0.03%	100%
Missing	997	legitimate skip	14733	99.97%	
	998	don't know	1	0.01%	
Total			14,734	99.97%	

Valid	Invalid	Minimum	Maximum
4	14734	95	96

 H2NR69_2 - S25Q69 PARTNR2-NO. TIMES DID THIS-W2

Type	Numeric (Double)
H2NR69_2	69_2. 2nd NR Partner: About how many times has {INITIALS} inserted his penis into your anus?

			Frequency	% of total	% of valid
Missing	997	legitimate skip	14733	99.97%	
		Total	14,733	99.97%	

Valid	Invalid	Minimum	Maximum	Mean	StdDev
5	14733	2	900	243.8	388.25275...

H2NR70_2 - S25Q70 PARTNR2-FREQ WEAR CONDOM-ANAL-W2

Type	Code
Measurement Unit	numeric
H2NR70_2	70_2. 2nd NR Partner: How often did {INITIALS} wear a condom when he did this with you?

			Frequency	% of total	% of valid
Valid	4	less than half of the time	1	0.01%	20%
	5	none of the time	4	0.03%	80%
		Total	5	0.03%	100%
Missing	7	legitimate skip	14733	99.97%	
		Total	14,733	99.97%	

Valid	Invalid	Minimum	Maximum
5	14733	4	5

H2NR71_2 - S25Q71 PARTNR2-PENIS IN PARTRS ANUS-W2

Type	Code
Measurement Unit	numeric
H2NR71_2	71_2. 2nd NR Partner: Have you ever inserted your penis into {INITIALS}'s anus?

			Frequency	% of total	% of valid
Valid	0	no	7	0.05%	87.5%
	1	yes	1	0.01%	12.5%
		Total	8	0.05%	100%
Missing	7	legitimate skip	14730	99.95%	
		Total	14,730	99.95%	

Valid	Invalid	Minimum	Maximum
8	14730	0	1

H2NR72M2 - S25Q72 PARTNR2-MONTH FIRST DID THIS-W2

Type	Numeric (Integer)
Measurement Unit	numeric
H2NR72M2	72M2. 2nd NR Partner: In what month [and year] did you do this with {INITIALS} the first time?

			Frequency
Missing	97	legitimate skip	14737
	98	don't know	1

Valid	Invalid
0	14738

H2NR72Y2 - S25Q72 PARTNR2-YEAR FIRST DID THIS-W2

Type	Numeric (Integer)
Measurement Unit	numeric
H2NR72Y2	72Y2. 2nd NR Partner: In what [month and] year did you do this with {INITIALS} the first time?

			Frequency
Missing	997	legitimate skip	14737
	998	don't know	1

Valid	Invalid
0	14738

H2NR73_2 - S25Q73 PARTNR2-WEAR CONDOM FIRST TIME-W2

Type	Code
Measurement Unit	numeric
H2NR73_2	73_2. 2nd NR Partner: Did you wear a condom the first time you did this with him?

			Frequency	% of total	% of valid
Valid	0	no	1	0.01%	100%
		Total	1	0.01%	100%
Missing	7	legitimate skip	14737	99.99%	
		Total	14,737	99.99%	

Valid	Invalid	Minimum	Maximum
1	14737	0	0

H2NR74M2 - S25Q74 PARTNR2-MONTH MOST RECENT-ANAL-W2

Type	Code
Measurement Unit	numeric
H2NR74M2	74M2. 2nd NR Partner: In what month [and year] did you insert your penis into {INITIALS}'s anus most recently?

			Frequency	% of total	% of valid
Valid	5	May	1	0.01%	100%
		Total	1	0.01%	100%
Missing	97	legitimate skip	14737	99.99%	
		Total	14,737	99.99%	

Valid	Invalid	Minimum	Maximum
1	14737	5	5

H2NR74Y2 - S25Q74 PARTNR2-YEAR MOST RECENT-ANAL-W2

Type	Code
Measurement Unit	numeric
H2NR74Y2	74Y2. 2nd NR Partner: In what [month and] year did you insert your penis into {INITIALS}'s anus most recently?

			Frequency	% of total	% of valid
Valid	95	1995	1	0.01%	100%
		Total	1	0.01%	100%
Missing	997	legitimate skip	14737	99.99%	
		Total	14,737	99.99%	

Valid	Invalid	Minimum	Maximum
1	14737	95	95

H2NR75_2 - S25Q75 PARTNR2-NO. TIMES INSERT PENIS-W2

Type	Code
Measurement Unit	numeric
H2NR75_2	75_2. 2nd NR Partner: About how many times have you inserted your penis into his anus?

			Frequency	% of total	% of valid
Valid	400	400 times	1	0.01%	100%
		Total	1	0.01%	100%
Missing	97	legitimate skip	14737	99.99%	
		Total	14,737	99.99%	

Valid	Invalid	Minimum	Maximum
1	14737	400	400

H2NR76_2 - S25Q76 PARTNR2-HOW OFTEN WEAR CONDOM-W2

Type	Code
Measurement Unit	numeric
H2NR76_2	76_2. 2nd NR Partner: How often did you wear a condom when you did this with {INITIALS}?

			Frequency	% of total	% of valid
Valid	5	none of the time	1	0.01%	100%
		Total	1	0.01%	100%
Missing	7	legitimate skip	14737	99.99%	
		Total	14,737	99.99%	

Valid	Invalid	Minimum	Maximum
1	14737	5	5

H2NR77_2 - S25Q77 PARTNR2-SEX FOR DRUGS/MONEY-W2

Type	Code
Measurement Unit	numeric
H2NR77_2	77_2. 2nd NR Partner: Did you ever give {INITIALS} sex in exchange for drugs or money?

			Frequency	% of total	% of valid
Valid	0	no	28	0.19%	62.22%
	1	yes	17	0.12%	37.78%
		Total	45	0.31%	100%
Missing	7	legitimate skip	14693	99.69%	
		Total	14,693	99.69%	

Valid	Invalid	Minimum	Maximum
45	14693	0	1

H2NR78_2 - S25Q78 PARTNR2-FREQ-DRUGS/MONEY-W2

Type	Numeric (Double)
H2NR78_2	78_2. 2nd NR Partner: How many times did you give {INITIALS} sex in exchange for drugs or money?

			Frequency	% of total	% of valid
--	--	--	-----------	------------	------------

Missing	97	legitimate skip	14721	99.88%	
	98	don't know	1	0.01%	
		Total	14,722	99.89%	

Valid	Invalid	Minimum	Maximum	Mean	StdDev
16	14722	1	30	6.5625	8.2216685...

H2NR16_3 - S25Q16 PARTNR3-EVER HOLD HANDS-W2

Type	Code
Measurement Unit	numeric
H2NR16_3	16_3. 3rd NR Partner: Did you ever hold hands with {INITIALS}?

			Frequency	% of total	% of valid
Valid	0	no	128	0.87%	49.42%
	1	yes	131	0.89%	50.58%
		Total	259	1.76%	100%
Missing	6	refused	5	0.03%	
	7	legitimate skip	14469	98.17%	
	8	don't know	5	0.03%	
		Total	14,479	98.24%	

Valid	Invalid	Minimum	Maximum
259	14479	0	1

H2NR17_3 - S25Q17 PARTNR3-EVER KISS-W2

Type	Code
Measurement Unit	numeric
H2NR17_3	17_3. 3rd NR Partner: Did you and {INITIALS} ever kiss on the mouth?

			Frequency	% of total	% of valid
Valid	0	no	49	0.33%	18.92%
	1	yes	210	1.42%	81.08%
		Total	259	1.76%	100%
Missing	6	refused	5	0.03%	
	7	legitimate skip	14469	98.17%	
	8	don't know	5	0.03%	
		Total	14,479	98.24%	

Valid	Invalid	Minimum	Maximum
259	14479	0	1

 H2NR18_3 - S25Q18 PARTNR3-SAY LOVE HIM/HER-W2

Type	Code
Measurement Unit	numeric
H2NR18_3	18_3. 3rd NR Partner: Did you ever tell {INITIALS} you liked or loved him or her?

			Frequency	% of total	% of valid
Valid	0	no	157	1.07%	60.62%
	1	yes	102	0.69%	39.38%
Total			259	1.76%	100%
Missing	6	refused	5	0.03%	
	7	legitimate skip	14469	98.17%	
	8	don't know	5	0.03%	
Total			14,479	98.24%	

Valid	Invalid	Minimum	Maximum
259	14479	0	1

 NRRXW2_3 - PARTNR3-NR DATA IN RX SECTION-W2

Type	Code
Measurement Unit	numeric
NRRXW2_3	Partner #3 NR data are in the RX section.

			Frequency	% of total	% of valid
Valid	1	Section 24: Relationship Information questions asked for this partner and reported in the RX variable series, but questions from Section 25 should have been asked and data reported in the NR variable series.	13	0.09%	100%
	Total			13	0.09%
Missing	.	missing	14725	99.91%	
	Total			14,725	99.91%

Valid	Invalid	Minimum	Maximum
13	14725	1	1

 H2RX1M_3 - S25Q1M PARTNR3-DATE BEGAN-MONTH-W2

Type	Code
Measurement Unit	numeric
H2RX1M_3	1M_3. 3rd RX Partner: In what month [and year] did your relationship with {INITIALS} begin? That is, when did you first consider {INITIALS} a special friend?

			Frequency	% of total	% of valid
Valid	1	January	5	0.03%	11.9%
	2	February	1	0.01%	2.38%
	3	March	6	0.04%	14.29%
	4	April	9	0.06%	21.43%
	5	May	3	0.02%	7.14%
	6	June	4	0.03%	9.52%
	7	July	4	0.03%	9.52%
	8	August	3	0.02%	7.14%
	9	September	2	0.01%	4.76%
	10	October	1	0.01%	2.38%
	11	November	3	0.02%	7.14%
	12	December	1	0.01%	2.38%
		Total	42	0.28%	100%
Missing	96	refused	3	0.02%	
	97	legitimate skip	14673	99.56%	
	98	don't know	20	0.14%	
		Total	14,696	99.72%	

Valid	Invalid	Minimum	Maximum
42	14696	1	12

H2RX1Y_3 - S25Q1Y PARTNR3-DATE BEGAN-YEAR-W2

Type	Code
Measurement Unit	numeric
H2RX1Y_3	1Y_3. 3rd RX Partner: In what [month and] year did your relationship with {INITIALS} begin? That is, when did you first consider {INITIALS} a special friend?

			Frequency	% of total	% of valid
Valid	90	1990	1	0.01%	1.96%
	93	1993	2	0.01%	3.92%
	94	1994	10	0.07%	19.61%
	95	1995	19	0.13%	37.25%
	96	1996	19	0.13%	37.25%

		Total	51	0.35%	100%
Missing	996	refused	3	0.02%	
	997	legitimate skip	14673	99.56%	
	998	don't know	11	0.07%	
		Total	14,687	99.65%	

Valid	Invalid	Minimum	Maximum
51	14687	90	96

H2RX2_3 - S25Q2 PARTNR3 HIS/HER AGE WHEN MET-W2

Type	Numeric (Double)
H2RX2_3	2_3. 3rd RX Partner: How old was {INITIALS} when your romantic relationship began?

			Frequency	% of total	% of valid
Missing	97	legitimate skip	14673	99.56%	
		Total	14,673	99.56%	

Valid	Invalid	Minimum	Maximum	Mean	StdDev
65	14673	11	25	17.446153...	2.9792551...

H2RX3_3 - S25Q3 PARTNR3 APPROX PARTNERS AGE-W2

Type	Numeric (Integer)
Measurement Unit	numeric
H2RX3_3	3_3. 3rd RX Partner: About how old was {INITIALS}?

			Frequency
Missing	97	legitimate skip	14738

Valid	Invalid
0	14738

H2RX4_3 - S25Q4 PARTNR3 HIS/HER GRADE WHEN MET-W2

Type	Code
Measurement Unit	numeric
H2RX4_3	4_3. 3rd RX Partner: What grade was {INITIALS} in at that time?

			Frequency	% of total	% of valid
--	--	--	-----------	------------	------------

Valid	6	sixth grade	1	0.01%	1.54%
	7	seventh grade	2	0.01%	3.08%
	8	eighth grade	6	0.04%	9.23%
	9	ninth grade	8	0.05%	12.31%
	10	tenth grade	10	0.07%	15.38%
	11	eleventh grade	7	0.05%	10.77%
	12	twelfth grade	7	0.05%	10.77%
	13	beyond twelfth grade	8	0.05%	12.31%
	14	{INITIALS} wasn't in school	13	0.09%	20%
	15	{INITIALS} was in school, but you don't know what grade	2	0.01%	3.08%
	16	you don't know whether {INITIALS} was in school	1	0.01%	1.54%
		Total	65	0.44%	100%
Missing	97	legitimate skip	14673	99.56%	
		Total	14,673	99.56%	

Valid	Invalid	Minimum	Maximum
65	14673	6	16

H2RX5_3 - S25Q5 PARTNR3 GO TO SAME SCHOOL-W2

Type	Code
Measurement Unit	numeric
H2RX5_3	5_3. 3rd RX Partner: When your relationship with {INITIALS} began, did you and {INITIALS} go to the same school?

			Frequency	% of total	% of valid
Valid	0	no	26	0.18%	50.98%
	1	yes	25	0.17%	49.02%
		Total	51	0.35%	100%
Missing	7	legitimate skip	14687	99.65%	
		Total	14,687	99.65%	

Valid	Invalid	Minimum	Maximum
51	14687	0	1

H2RX6_3 - S25Q6 PARTNR3 WHERE DID HE/SHE LIVE-W2

Type	Code
Measurement Unit	numeric

H2RX6_3	6_3. 3rd RX Partner: When your relationship with {INITIALS} began, where did {INITIALS} live?
---------	---

			Frequency	% of total	% of valid
Valid	1	in your neighborhood	11	0.07%	16.92%
	2	not in your neighborhood	54	0.37%	83.08%
Total			65	0.44%	100%
Missing	7	legitimate skip	14673	99.56%	
	Total		14,673	99.56%	

Valid	Invalid	Minimum	Maximum
65	14673	1	2

H2RX7A_3 - S25Q7A PARTNR3-SAME SCHOOL-W2

Type	Code
Measurement Unit	numeric
H2RX7A_3	7A_3. 3rd RX Partner: In what ways did you know {INITIALS} before your romantic relationship began? If you knew {INITIALS} in more than one way, choose more than one answer. You went to the same school.

			Frequency	% of total	% of valid
Valid	0	not marked	38	0.26%	58.46%
	1	marked	27	0.18%	41.54%
Total			65	0.44%	100%
Missing	7	legitimate skip	14673	99.56%	
	Total		14,673	99.56%	

Valid	Invalid	Minimum	Maximum
65	14673	0	1

H2RX7B_3 - S25Q7B PARTNR3-SAME PL OF WORSHIP-W2

Type	Code
Measurement Unit	numeric
H2RX7B_3	7B_3. 3rd RX Partner: In what ways did you know {INITIALS} before your romantic relationship began? If you knew {INITIALS} in more than one way, choose more than one answer. You went to the same church, synagogue, or place of worship.

			Frequency	% of total	% of valid
Valid	0	not marked	65	0.44%	100%
	Total		65	0.44%	100%

Missing	7	legitimate skip	14673	99.56%	
		Total	14,673	99.56%	

Valid	Invalid	Minimum	Maximum
65	14673	0	0

H2RX7C_3 - S25Q7C PARTNR3-NEIGHBORS-W2

Type	Code
Measurement Unit	numeric
H2RX7C_3	7C_3. 3rd RX Partner: In what ways did you know {INITIALS} before your romantic relationship began? If you knew {INITIALS} in more than one way, choose more than one answer. You were neighbors.

			Frequency	% of total	% of valid
Valid	0	not marked	63	0.43%	96.92%
	1	marked	2	0.01%	3.08%
		Total	65	0.44%	100%
Missing	7	legitimate skip	14673	99.56%	
		Total	14,673	99.56%	

Valid	Invalid	Minimum	Maximum
65	14673	0	1

H2RX7D_3 - S25Q7D PARTNR3-CASUAL ACQUAINTANCES-W2

Type	Code
Measurement Unit	numeric
H2RX7D_3	7D_3. 3rd RX Partner: In what ways did you know {INITIALS} before your romantic relationship began? If you knew {INITIALS} in more than one way, choose more than one answer. You were casual acquaintances.

			Frequency	% of total	% of valid
Valid	0	not marked	55	0.37%	84.62%
	1	marked	10	0.07%	15.38%
		Total	65	0.44%	100%
Missing	7	legitimate skip	14673	99.56%	
		Total	14,673	99.56%	

Valid	Invalid	Minimum	Maximum
65	14673	0	1

 H2RX7E_3 - S25Q7E PARTNR3-FRIENDS-W2

Type	Code
Measurement Unit	numeric
H2RX7E_3	7E_3. 3rd RX Partner: In what ways did you know {INITIALS} before your romantic relationship began? If you knew {INITIALS} in more than one way, choose more than one answer. You were friends.

			Frequency	% of total	% of valid
Valid	0	not marked	43	0.29%	66.15%
	1	marked	22	0.15%	33.85%
	Total		65	0.44%	100%
Missing	7	legitimate skip	14673	99.56%	
	Total		14,673	99.56%	

Valid	Invalid	Minimum	Maximum
65	14673	0	1

 H2RX7F_3 - S25Q7F PARTNR3-SHARED MUTUAL FRIEND-W2

Type	Code
Measurement Unit	numeric
H2RX7F_3	7F_3. 3rd RX Partner: In what ways did you know {INITIALS} before your romantic relationship began? If you knew {INITIALS} in more than one way, choose more than one answer. {INITIALS} was a friend of another friend of yours.

			Frequency	% of total	% of valid
Valid	0	not marked	36	0.24%	55.38%
	1	marked	29	0.2%	44.62%
	Total		65	0.44%	100%
Missing	7	legitimate skip	14673	99.56%	
	Total		14,673	99.56%	

Valid	Invalid	Minimum	Maximum
65	14673	0	1

 H2RX7G_3 - S25Q7G PARTNR3-SOME OTHER WAY-W2

Type	Code
Measurement Unit	numeric

H2RX7G_3	7G_3. 3rd RX Partner: In what ways did you know {INITIALS} before your romantic relationship began? If you knew {INITIALS} in more than one way, choose more than one answer. some other way
----------	--

			Frequency	% of total	% of valid
Valid	0	not marked	49	0.33%	75.38%
	1	marked	16	0.11%	24.62%
		Total	65	0.44%	100%
Missing	7	legitimate skip	14673	99.56%	
	Total		14,673	99.56%	

Valid	Invalid	Minimum	Maximum
65	14673	0	1

H2RX7H_3 - S25Q7H PARTNR3-DID NOT KNOW BEFORE-W2

Type	Code
Measurement Unit	numeric
H2RX7H_3	7H_3. 3rd RX Partner: In what ways did you know {INITIALS} before your romantic relationship began? If you knew {INITIALS} in more than one way, choose more than one answer. You did not know {INITIALS} before your relationship began. Your romantic relationship began at your first meeting.

			Frequency	% of total	% of valid
Valid	0	not marked	64	0.43%	98.46%
	1	marked	1	0.01%	1.54%
		Total	65	0.44%	100%
Missing	7	legitimate skip	14673	99.56%	
	Total		14,673	99.56%	

Valid	Invalid	Minimum	Maximum
65	14673	0	1

H2RX8_3 - S25Q8 PARTNR3-HOW MANY FRIENDS KNEW-W2

Type	Code
Measurement Unit	numeric
H2RX8_3	8_3. 3rd RX Partner: When your relationship with {INITIALS} began, how many of your close friends knew {INITIALS}?

			Frequency	% of total	% of valid
--	--	--	-----------	------------	------------

Valid	1	all of them	20	0.14%	30.77%
	2	most of them	14	0.09%	21.54%
	3	a few of them	15	0.1%	23.08%
	4	one of them	9	0.06%	13.85%
	5	none of them	7	0.05%	10.77%
		Total	65	0.44%	100%
Missing	97	legitimate skip	14673	99.56%	
		Total	14,673	99.56%	

Valid	Invalid	Minimum	Maximum
65	14673	1	5

H2RX9_3 - S25Q9 PARTNR3-INSULT YOU IN PUBLIC-W2

Type	Code		
Measurement Unit	numeric		
H2RX9_3	9_3. 3rd RX Partner: Did {INITIALS} call you names, insult you, or treat you disrespectfully in front of others?		

			Frequency	% of total	% of valid
Valid	0	no	61	0.41%	93.85%
	1	yes	4	0.03%	6.15%
		Total	65	0.44%	100%
Missing	7	legitimate skip	14673	99.56%	
		Total	14,673	99.56%	

Valid	Invalid	Minimum	Maximum
65	14673	0	1

H2RX10M3 - S25Q10 PARTNR3-MONTH FIRST OCCURRED-W2

Type	Code		
Measurement Unit	numeric		
H2RX10M3	10M3. 3rd RX Partner: In what month [and year] did {INITIALS} first do this?		

			Frequency	% of total	% of valid
Valid	4	April	2	0.01%	66.67%
	5	May	1	0.01%	33.33%
		Total	3	0.02%	100%
Missing	97	legitimate skip	14734	99.97%	
	98	don't know	1	0.01%	
		Total	14,735	99.98%	

Valid	Invalid	Minimum	Maximum
3	14735	4	5

H2RX10Y3 - S25Q10 PARTNR3-YEAR FIRST OCCURRED-W2

Type	Code
Measurement Unit	numeric
H2RX10Y3	10Y3. 3rd RX Partner: In what [month and] year did {INITIALS} first do this?

			Frequency	% of total	% of valid
Valid	95	1995	1	0.01%	33.33%
	96	1996	2	0.01%	66.67%
	Total		3	0.02%	100%
Missing	997	legitimate skip	14734	99.97%	
	998	don't know	1	0.01%	
	Total		14,735	99.98%	

Valid	Invalid	Minimum	Maximum
3	14735	95	96

H2RX11_3 - S25Q11 PARTNR3-SWEAR AT YOU-W2

Type	Code
Measurement Unit	numeric
H2RX11_3	11_3. 3rd RX Partner: Did {INITIALS} swear at you?

			Frequency	% of total	% of valid
Valid	0	no	60	0.41%	92.31%
	1	yes	5	0.03%	7.69%
	Total		65	0.44%	100%
Missing	7	legitimate skip	14673	99.56%	
	Total		14,673	99.56%	

Valid	Invalid	Minimum	Maximum
65	14673	0	1

H2RX12M3 - S25Q12 PARTNR3-MONTH FIRST OCCURRED-W2

Type	Code
Measurement Unit	numeric
H2RX12M3	12M3. 3rd RX Partner: In what month [and year] did {INITIALS} first do this?

			Frequency	% of total	% of valid
--	--	--	-----------	------------	------------

Valid	1	January	1	0.01%	25%
	3	March	1	0.01%	25%
	10	October	2	0.01%	50%
		Total	4	0.03%	100%
Missing	97	legitimate skip	14733	99.97%	
	98	don't know	1	0.01%	
		Total	14,734	99.97%	

Valid	Invalid	Minimum	Maximum
4	14734	1	10

H2RX12Y3 - S25Q12 PARTNR3-YEAR FIRST OCCURRED-W2

Type	Code
Measurement Unit	numeric
H2RX12Y3	12Y3. 3rd RX Partner: In what [month and] year did {INITIALS} first do this?

			Frequency	% of total	% of valid
Valid	93	1993	1	0.01%	25%
	95	1995	1	0.01%	25%
	96	1996	2	0.01%	50%
		Total	4	0.03%	100%
Missing	997	legitimate skip	14733	99.97%	
	998	don't know	1	0.01%	
		Total	14,734	99.97%	

Valid	Invalid	Minimum	Maximum
4	14734	93	96

H2RX13_3 - S25Q13 PARTNR3-THREATEN WITH VIOLENCE-W2

Type	Code
Measurement Unit	numeric
H2RX13_3	13_3. 3rd RX Partner: Did {INITIALS} threaten you with violence?

			Frequency	% of total	% of valid
Valid	0	no	64	0.43%	98.46%
	1	yes	1	0.01%	1.54%
		Total	65	0.44%	100%
Missing	7	legitimate skip	14673	99.56%	
		Total	14,673	99.56%	

Valid	Invalid	Minimum	Maximum
65	14673	0	1

H2RX14M3 - S25Q14 PARTNR3-MONTH FIRST OCCURRED-W2

Type	Code
Measurement Unit	numeric
H2RX14M3	14M3. 3rd RX Partner: In what month [and year] did {INITIALS} first do this?

			Frequency	% of total	% of valid
Valid	4	April	1	0.01%	100%
		Total	1	0.01%	100%
Missing	97	legitimate skip	14737	99.99%	
		Total	14,737	99.99%	

Valid	Invalid	Minimum	Maximum
1	14737	4	4

H2RX14Y3 - S25Q14 PARTNR3-YEAR FIRST OCCURRED-W2

Type	Code
Measurement Unit	numeric
H2RX14Y3	14Y3. 3rd RX Partner: In what [month and] year did {INITIALS} first do this?

			Frequency	% of total	% of valid
Valid	96	1996	1	0.01%	100%
		Total	1	0.01%	100%
Missing	997	legitimate skip	14737	99.99%	
		Total	14,737	99.99%	

Valid	Invalid	Minimum	Maximum
1	14737	96	96

H2RX15_3 - S25Q15 PARTNR3-PUSH/SHOVE YOU-W2

Type	Code
Measurement Unit	numeric
H2RX15_3	15_3. 3rd RX Partner: Did {INITIALS} push or shove you?

			Frequency	% of total	% of valid
Valid	0	no	62	0.42%	95.38%
	1	yes	3	0.02%	4.62%

		Total	65	0.44%	100%
Missing	7	legitimate skip	14673	99.56%	
		Total	14,673	99.56%	

Valid	Invalid	Minimum	Maximum
65	14673	0	1

H2RX16M3 - S25Q16 PARTNR3-MONTH FIRST OCCURRED-W2

Type	Code
Measurement Unit	numeric
H2RX16M3	16M3. 3rd RX Partner: In what month [and year] did {INITIALS} first do this?

			Frequency	% of total	% of valid
Valid	4	April	2	0.01%	100%
		Total	2	0.01%	100%
Missing	97	legitimate skip	14735	99.98%	
	98	don't know	1	0.01%	
		Total	14,736	99.99%	

Valid	Invalid	Minimum	Maximum
2	14736	4	4

H2RX16Y3 - S25Q16 PARTNR3-YEAR FIRST OCCURRED-W2

Type	Code
Measurement Unit	numeric
H2RX16Y3	16Y3. 3rd RX Partner: In what [month and] year did {INITIALS} first do this?

			Frequency	% of total	% of valid
Valid	96	1996	2	0.01%	100%
		Total	2	0.01%	100%
Missing	997	legitimate skip	14735	99.98%	
	998	don't know	1	0.01%	
		Total	14,736	99.99%	

Valid	Invalid	Minimum	Maximum
2	14736	96	96

H2RX17_3 - S25Q17 PARTNR3-THROW SOMETHING AT YOU-W2

Type	Code
------	------

Measurement Unit	numeric
H2RX17_3	17_3. 3rd RX Partner: Did {INITIALS} throw something at you that could hurt you?

			Frequency	% of total	% of valid
Valid	0	no	63	0.43%	96.92%
	1	yes	2	0.01%	3.08%
	Total		65	0.44%	100%
Missing	7	legitimate skip	14673	99.56%	
	Total		14,673	99.56%	

Valid	Invalid	Minimum	Maximum
65	14673	0	1

H2RX18M3 - S25Q18 PARTNR3-MONTH FIRST OCCURRED-W2

Type	Code
Measurement Unit	numeric
H2RX18M3	18M3. 3rd RX Partner: In what month [and year] did {INITIALS} first do this?

			Frequency	% of total	% of valid
Valid	4	April	1	0.01%	50%
	10	October	1	0.01%	50%
	Total		2	0.01%	100%
Missing	97	legitimate skip	14736	99.99%	
	Total		14,736	99.99%	

Valid	Invalid	Minimum	Maximum
2	14736	4	10

H2RX18Y3 - S25Q18 PARTNR3-YEAR FIRST OCCURRED-W2

Type	Code
Measurement Unit	numeric
H2RX18Y3	18Y3. 3rd RX Partner: In what [month and] year did {INITIALS} first do this?

			Frequency	% of total	% of valid
Valid	95	1995	1	0.01%	50%
	96	1996	1	0.01%	50%
	Total		2	0.01%	100%
Missing	997	legitimate skip	14736	99.99%	
	Total		14,736	99.99%	

Valid	Invalid	Minimum	Maximum
2	14736	95	96

H2RX19_3 - S25Q19 PARTNR3-STILL GOING ON-W2

Type	Code
Measurement Unit	numeric
H2RX19_3	19_3. 3rd RX Partner: Is your romantic relationship with {INITIALS} still going on?

			Frequency	% of total	% of valid
Valid	0	no	51	0.35%	78.46%
	1	yes	14	0.09%	21.54%
	Total		65	0.44%	100%
Missing	7	legitimate skip	14673	99.56%	
	Total		14,673	99.56%	

Valid	Invalid	Minimum	Maximum
65	14673	0	1

H2RX20M3 - S25Q20M PARTNR3-WHEN DID IT END-MO-W2

Type	Code
Measurement Unit	numeric
H2RX20M3	20M3. 3rd RX Partner: In what month [and year] did your relationship with {INITIALS} end?

			Frequency	% of total	% of valid
Valid	1	January	4	0.03%	13.33%
	2	February	2	0.01%	6.67%
	3	March	4	0.03%	13.33%
	4	April	3	0.02%	10%
	5	May	2	0.01%	6.67%
	6	June	3	0.02%	10%
	7	July	4	0.03%	13.33%
	8	August	2	0.01%	6.67%
	9	September	2	0.01%	6.67%
	11	November	2	0.01%	6.67%
	12	December	2	0.01%	6.67%
			Total	30	0.2%
Missing	96	refused	1	0.01%	
	97	legitimate skip	14687	99.65%	
	98	don't know	20	0.14%	

	Total	14,708	99.8%
--	-------	--------	-------

Valid	Invalid	Minimum	Maximum
30	14708	1	12

Type	Code
Measurement Unit	numeric
H2RX20Y3	20Y3. 3rd RX Partner: In what [month and] year did your relationship with {INITIALS} end?

			Frequency	% of total	% of valid
Valid	94	1994	2	0.01%	5.71%
	95	1995	13	0.09%	37.14%
	96	1996	20	0.14%	57.14%
		Total	35	0.24%	100%
Missing	996	refused	2	0.01%	
	997	legitimate skip	14687	99.65%	
	998	don't know	14	0.09%	
		Total	14,703	99.76%	

Valid	Invalid	Minimum	Maximum
35	14703	94	96

Type	Code
Measurement Unit	numeric
H2RX21_3	21_3. 3rd RX Partner: When the romantic relationship with {INITIALS} ended, where did {INITIALS} live?

			Frequency	% of total	% of valid
Valid	0	in your neighborhood	9	0.06%	17.65%
	1	not in your neighborhood	42	0.28%	82.35%
		Total	51	0.35%	100%
Missing	7	legitimate skip	14687	99.65%	
		Total	14,687	99.65%	

Valid	Invalid	Minimum	Maximum
51	14687	0	1

 H2RX22_3 - S25Q22 PARTNR3-SAMPLE SCH NOW-W2

Type	Code
Measurement Unit	numeric
H2RX22_3	22_3. 3rd RX Partner: [If SCHOOL YEAR:] Does {INITIALS} go to {SAMPLE SCHOOL}? [If SUMMER:] Did {INITIALS} go to {SAMPLE SCHOOL} this past school year?

			Frequency	% of total	% of valid
Valid	0	no	54	0.37%	83.08%
	1	yes	11	0.07%	16.92%
	Total		65	0.44%	100%
Missing	7	legitimate skip	14673	99.56%	
	Total		14,673	99.56%	

Valid	Invalid	Minimum	Maximum
65	14673	0	1

 H2RX23_3 - S25Q23 PARTNR3-SISTER SCH NOW-W2

Type	Code
Measurement Unit	numeric
H2RX23_3	23_3. 3rd RX Partner: [If SCHOOL YEAR:] Does {INITIALS} go to {SISTER SCHOOL}? [If SUMMER:] Did {INITIALS} go to {SISTER SCHOOL} this past school year?

			Frequency	% of total	% of valid
Valid	0	no	43	0.29%	100%
	Total		43	0.29%	100%
Missing	7	legitimate skip	14695	99.71%	
	Total		14,695	99.71%	

Valid	Invalid	Minimum	Maximum
43	14695	0	0

 H2RX24_3 - S25Q24 PARTNR3-SAMPLE SCH 94-95-W2

Type	Code
Measurement Unit	numeric

H2RX24_3	24_3. 3rd RX Partner: [If SCHOOL YEAR:] Did {INITIALS} go to {SAMPLE SCHOOL} during the 1994-95 school year, in other words, last school year? [If SUMMER:] Did {INITIALS} go to {SAMPLE SCHOOL} during the 1994-95 school year, in other words, the school year before this past one?
----------	--

			Frequency	% of total	% of valid
Valid	0	no	48	0.33%	73.85%
	1	yes	17	0.12%	26.15%
	Total		65	0.44%	100%
Missing	7	legitimate skip	14673	99.56%	
	Total		14,673	99.56%	

Valid	Invalid	Minimum	Maximum
65	14673	0	1

H2RX25_3 - S25Q25 PARTNR3-SISTER SCH 94-95-W2

Type	Code
Measurement Unit	numeric
H2RX25_3	25_3. 3rd RX Partner: [If SCHOOL YEAR:] Did {INITIALS} go to {SISTER SCHOOL} during the 1994-95 school year, in other words, last school year? [If SUMMER:] Did {INITIALS} go to {SISTER SCHOOL} the school year before this past one?

			Frequency	% of total	% of valid
Valid	0	no	46	0.31%	95.83%
	1	yes	2	0.01%	4.17%
	Total		48	0.33%	100%
Missing	7	legitimate skip	14690	99.67%	
	Total		14,690	99.67%	

Valid	Invalid	Minimum	Maximum
48	14690	0	1

H2RX26_3 - S25Q26 PARTNR3-GRADE NOW-W2

Type	Code
Measurement Unit	numeric
H2RX26_3	26_3. 3rd RX Partner: [If SCHOOL YEAR:] What grade is {INITIALS} in now? [If SUMMER:] What grade was {INITIALS} in during the 1995-96 school year?

			Frequency	% of total	% of valid
--	--	--	-----------	------------	------------

Valid	8	eighth grade	5	0.03%	7.69%
	9	ninth grade	2	0.01%	3.08%
	10	tenth grade	11	0.07%	16.92%
	11	eleventh grade	10	0.07%	15.38%
	12	twelfth grade	10	0.07%	15.38%
	13	{INITIALS} has graduated from high school, and is in another kind of school	11	0.07%	16.92%
	14	{INITIALS} has graduated from high school, and is out of school	6	0.04%	9.23%
	15	{INITIALS} has dropped out of school	5	0.03%	7.69%
	16	{INITIALS} is in school, but you don't know what grade	1	0.01%	1.54%
	17	you don't know whether {INITIALS} is in school	4	0.03%	6.15%
		Total	65	0.44%	100%
Missing	97	legitimate skip	14673	99.56%	
		Total	14,673	99.56%	

Valid	Invalid	Minimum	Maximum
65	14673	8	17

 H2RX27_3 - S25Q27 PARTNR3-AGE NOW-W2

Type	Numeric (Double)
H2RX27_3	27_3. 3rd RX Partner: How old is {INITIALS} now?

			Frequency	% of total	% of valid
Missing	97	legitimate skip	14673	99.56%	
		Total	14,673	99.56%	

Valid	Invalid	Minimum	Maximum	Mean	StdDev
65	14673	13	26	18.292307...	2.7767059...

 H2RX28_3 - S25Q28 PARTNR3-HISPANIC/LATINO-W2

Type	Code
Measurement Unit	numeric
H2RX28_3	28_3. 3rd RX Partner: Is {INITIALS} of Hispanic or Latino origin?

			Frequency	% of total	% of valid
--	--	--	-----------	------------	------------

Valid	0	no	53	0.36%	81.54%
	1	yes	12	0.08%	18.46%
		Total	65	0.44%	100%
Missing	7	legitimate skip	14673	99.56%	
		Total	14,673	99.56%	

Valid	Invalid	Minimum	Maximum
65	14673	0	1

H2RX29A3 - S25Q29A PARTNR3-MEXICAN-W2

Type	Code
Measurement Unit	numeric
H2RX29A3	29A3. 3rd RX Partner: What is {INITIALS}'s Hispanic or Latino background? You may choose more than one answer. Mexican/Mexican American

			Frequency	% of total	% of valid
Valid	0	not marked	7	0.05%	58.33%
	1	marked	5	0.03%	41.67%
		Total	12	0.08%	100%
Missing	7	legitimate skip	14726	99.92%	
		Total	14,726	99.92%	

Valid	Invalid	Minimum	Maximum
12	14726	0	1

H2RX29B3 - S25Q29B PARTNR3-CHICANO-W2

Type	Code
Measurement Unit	numeric
H2RX29B3	29B3. 3rd RX Partner: What is {INITIALS}'s Hispanic or Latino background? You may choose more than one answer. Chicano/Chicana

			Frequency	% of total	% of valid
Valid	0	not marked	10	0.07%	83.33%
	1	marked	2	0.01%	16.67%
		Total	12	0.08%	100%
Missing	7	legitimate skip	14726	99.92%	
		Total	14,726	99.92%	

Valid	Invalid	Minimum	Maximum
12	14726	0	1

 H2RX29C3 - S25Q29C PARTNR3-CUBAN-W2

Type	Code
Measurement Unit	numeric
H2RX29C3	29C3. 3rd RX Partner: What is {INITIALS}'s Hispanic or Latino background? You may choose more than one answer. Cuban/Cuban American

			Frequency	% of total	% of valid
Valid	0	not marked	9	0.06%	75%
	1	marked	3	0.02%	25%
		Total	12	0.08%	100%
Missing	7	legitimate skip	14726	99.92%	
	Total		14,726	99.92%	

Valid	Invalid	Minimum	Maximum
12	14726	0	1

 H2RX29D3 - S25Q29D PARTNR3-PUERTO RICAN-W2

Type	Code
Measurement Unit	numeric
H2RX29D3	29D3. 3rd RX Partner: What is {INITIALS}'s Hispanic or Latino background? You may choose more than one answer. Puerto Rican

			Frequency	% of total	% of valid
Valid	0	not marked	10	0.07%	83.33%
	1	marked	2	0.01%	16.67%
		Total	12	0.08%	100%
Missing	7	legitimate skip	14726	99.92%	
	Total		14,726	99.92%	

Valid	Invalid	Minimum	Maximum
12	14726	0	1

 H2RX29E3 - S25Q29E PARTNR3-CENTR/SOUTH AMERICAN-W2

Type	Code
Measurement Unit	numeric
H2RX29E3	29E3. 3rd RX Partner: What is {INITIALS}'s Hispanic or Latino background? You may choose more than one answer. Central/South American

			Frequency	% of total	% of valid
--	--	--	-----------	------------	------------

Valid	0	not marked	11	0.07%	91.67%
	1	marked	1	0.01%	8.33%
		Total	12	0.08%	100%
Missing	7	legitimate skip	14726	99.92%	
		Total	14,726	99.92%	

Valid	Invalid	Minimum	Maximum
12	14726	0	1

H2RX29F3 - S25Q29F PARTNR3-OTHER HISPANIC-W2

Type	Code
Measurement Unit	numeric
H2RX29F3	29F3. 3rd RX Partner: What is {INITIALS}'s Hispanic or Latino background? You may choose more than one answer. other Hispanic

			Frequency	% of total	% of valid
Valid	0	not marked	11	0.07%	91.67%
	1	marked	1	0.01%	8.33%
		Total	12	0.08%	100%
Missing	7	legitimate skip	14726	99.92%	
		Total	14,726	99.92%	

Valid	Invalid	Minimum	Maximum
12	14726	0	1

H2RX30A3 - S25Q30A PARTNR3-WHITE-W2

Type	Code
Measurement Unit	numeric
H2RX30A3	30A3. 3rd RX Partner: What is {INITIALS}'s race? If {INITIALS} is of mixed race, you may choose more than one answer. white

			Frequency	% of total	% of valid
Valid	0	not marked	37	0.25%	56.92%
	1	marked	28	0.19%	43.08%
		Total	65	0.44%	100%
Missing	7	legitimate skip	14673	99.56%	
		Total	14,673	99.56%	

Valid	Invalid	Minimum	Maximum
65	14673	0	1

 H2RX30B3 - S25Q30B PARTNR3-AFRICAN AMERICAN-W2

Type	Code
Measurement Unit	numeric
H2RX30B3	30B3. 3rd RX Partner: What is {INITIALS}'s race? If {INITIALS} is of mixed race, you may choose more than one answer. black or African American

			Frequency	% of total	% of valid
Valid	0	not marked	40	0.27%	61.54%
	1	marked	25	0.17%	38.46%
		Total	65	0.44%	100%
Missing	7	legitimate skip	14673	99.56%	
	Total		14,673	99.56%	

Valid	Invalid	Minimum	Maximum
65	14673	0	1

 H2RX30C3 - S25Q30C PARTNR3-AMERICAN INDIAN-W2

Type	Code
Measurement Unit	numeric
H2RX30C3	30C3. 3rd RX Partner: What is {INITIALS}'s race? If {INITIALS} is of mixed race, you may choose more than one answer. American Indian or Native American

			Frequency	% of total	% of valid
Valid	0	not marked	64	0.43%	98.46%
	1	marked	1	0.01%	1.54%
		Total	65	0.44%	100%
Missing	7	legitimate skip	14673	99.56%	
	Total		14,673	99.56%	

Valid	Invalid	Minimum	Maximum
65	14673	0	1

 H2RX30D3 - S25Q30D PARTNR3-ASIAN-W2

Type	Code
Measurement Unit	numeric
H2RX30D3	30D3. 3rd RX Partner: What is {INITIALS}'s race? If {INITIALS} is of mixed race, you may choose more than one answer. Asian or Pacific Islander

			Frequency	% of total	% of valid
--	--	--	-----------	------------	------------

Valid	0	not marked	62	0.42%	95.38%
	1	marked	3	0.02%	4.62%
		Total	65	0.44%	100%
Missing	7	legitimate skip	14673	99.56%	
		Total	14,673	99.56%	

Valid	Invalid	Minimum	Maximum
65	14673	0	1

Type	Code
Measurement Unit	numeric
H2RX30E3	30E3. 3rd RX Partner: What is {INITIALS}'s race? If {INITIALS} is of mixed race, you may choose more than one answer. other

			Frequency	% of total	% of valid
Valid	0	not marked	55	0.37%	84.62%
	1	marked	10	0.07%	15.38%
		Total	65	0.44%	100%
Missing	7	legitimate skip	14673	99.56%	
		Total	14,673	99.56%	

Valid	Invalid	Minimum	Maximum
65	14673	0	1

Type	Code
Measurement Unit	numeric
H2RX31A3	31A3. 3rd RX Partner: What is {INITIALS}'s Asian background? You may choose more than one answer. Chinese

			Frequency	% of total	% of valid
Valid	0	not marked	2	0.01%	66.67%
	1	marked	1	0.01%	33.33%
		Total	3	0.02%	100%
Missing	7	legitimate skip	14735	99.98%	
		Total	14,735	99.98%	

Valid	Invalid	Minimum	Maximum
3	14735	0	1

 H2RX31B3 - S25Q31B PARTNR3-FILIPINO-W2

Type	Code
Measurement Unit	numeric
H2RX31B3	31B3. 3rd RX Partner: What is {INITIALS}'s Asian background? You may choose more than one answer. Filipino

			Frequency	% of total	% of valid
Valid	0	not marked	1	0.01%	33.33%
	1	marked	2	0.01%	66.67%
		Total	3	0.02%	100%
Missing	7	legitimate skip	14735	99.98%	
	Total		14,735	99.98%	

Valid	Invalid	Minimum	Maximum
3	14735	0	1

 H2RX31C3 - S25Q31C PARTNR3-JAPANESE-W2

Type	Code
Measurement Unit	numeric
H2RX31C3	31C3. 3rd RX Partner: What is {INITIALS}'s Asian background? You may choose more than one answer. Japanese

			Frequency	% of total	% of valid
Valid	0	not marked	1	0.01%	33.33%
	1	marked	2	0.01%	66.67%
		Total	3	0.02%	100%
Missing	7	legitimate skip	14735	99.98%	
	Total		14,735	99.98%	

Valid	Invalid	Minimum	Maximum
3	14735	0	1

 H2RX31D3 - S25Q31D PARTNR3-ASIAN INDIAN-W2

Type	Code
Measurement Unit	numeric
H2RX31D3	31D3. 3rd RX Partner: What is {INITIALS}'s Asian background? You may choose more than one answer. Asian Indian

			Frequency	% of total	% of valid
--	--	--	-----------	------------	------------

Valid	0	not marked	3	0.02%	100%
		Total	3	0.02%	100%
Missing	7	legitimate skip	14735	99.98%	
		Total	14,735	99.98%	

Valid	Invalid	Minimum	Maximum
3	14735	0	0

H2RX31E3 - S25Q31E PARTNR3-KOREAN-W2

Type	Code
Measurement Unit	numeric
H2RX31E3	31E3. 3rd RX Partner: What is {INITIALS}'s Asian background? You may choose more than one answer. Korean

			Frequency	% of total	% of valid
Valid	0	not marked	3	0.02%	100%
		Total	3	0.02%	100%
Missing	7	legitimate skip	14735	99.98%	
		Total	14,735	99.98%	

Valid	Invalid	Minimum	Maximum
3	14735	0	0

H2RX31F3 - S25Q31F PARTNR3-VIETNAMESE-W2

Type	Code
Measurement Unit	numeric
H2RX31F3	31F3. 3rd RX Partner: What is {INITIALS}'s Asian background? You may choose more than one answer. Vietnamese

			Frequency	% of total	% of valid
Valid	0	not marked	3	0.02%	100%
		Total	3	0.02%	100%
Missing	7	legitimate skip	14735	99.98%	
		Total	14,735	99.98%	

Valid	Invalid	Minimum	Maximum
3	14735	0	0

H2RX31G3 - S25Q31G PARTNR3-OTHER-W2

Type	Code
Measurement Unit	numeric
H2RX31G3	31G3. 3rd RX Partner: What is {INITIALS}'s Asian background? You may choose more than one answer. other

			Frequency	% of total	% of valid
Valid	0	not marked	3	0.02%	100%
		Total	3	0.02%	100%
Missing	7	legitimate skip	14735	99.98%	
		Total	14,735	99.98%	

Valid	Invalid	Minimum	Maximum
3	14735	0	0

H2RX32_3 - S25Q32 PARTNR3-GENDER-W2

Type	Code
Measurement Unit	numeric
H2RX32_3	32_3. 3rd RX Partner: What is {INITIALS}'s sex?

			Frequency	% of total	% of valid
Valid	1	male	27	0.18%	41.54%
		female	38	0.26%	58.46%
		Total	65	0.44%	100%
Missing	7	legitimate skip	14673	99.56%	
		Total	14,673	99.56%	

Valid	Invalid	Minimum	Maximum
65	14673	1	2

H2RX33A3 - S25Q33A PARTNR3-GROUP DATE-W2

Type	Code
Measurement Unit	numeric
H2RX33A3	33A3. 3rd RX Partner: Go through the deck of cards and reject any cards that describe things that have NOT happened in your romantic relationship with {INITIALS}: You went out together in a group.

			Frequency	% of total	% of valid
Valid	0	card rejected	29	0.2%	44.62%
		card kept	36	0.24%	55.38%
		Total	65	0.44%	100%

Missing	7	legitimate skip	14673	99.56%	
		Total	14,673	99.56%	

Valid	Invalid	Minimum	Maximum
65	14673	0	1

H2RX33B3 - S25Q33B PARTNR3-MET PARENTS-W2

Type	Code
Measurement Unit	numeric
H2RX33B3	33B3. 3rd RX Partner: Go through the deck of cards and reject any cards that describe things that have NOT happened in your romantic relationship with {INITIALS}: You met your partneRespondent's parents.

			Frequency	% of total	% of valid
Valid	0	card rejected	37	0.25%	57.81%
	1	card kept	27	0.18%	42.19%
		Total	64	0.43%	100%
Missing	6	refused	1	0.01%	
	7	legitimate skip	14673	99.56%	
		Total	14,674	99.57%	

Valid	Invalid	Minimum	Maximum
64	14674	0	1

H2RX33C3 - S25Q33C PARTNR3-SAID WERE A COUPLE-W2

Type	Code
Measurement Unit	numeric
H2RX33C3	33C3. 3rd RX Partner: Go through the deck of cards and reject any cards that describe things that have NOT happened in your romantic relationship with {INITIALS}: You told other people that you were a couple.

			Frequency	% of total	% of valid
Valid	0	card rejected	30	0.2%	46.88%
	1	card kept	34	0.23%	53.13%
		Total	64	0.43%	100%
Missing	6	refused	1	0.01%	
	7	legitimate skip	14673	99.56%	
		Total	14,674	99.57%	

Valid	Invalid	Minimum	Maximum
64	14674	0	1

 H2RX33D3 - S25Q33D PARTNR3-SAW LESS OF FRIENDS-W2

Type	Code
Measurement Unit	numeric
H2RX33D3	33D3. 3rd RX Partner: Go through the deck of cards and reject any cards that describe things that have NOT happened in your romantic relationship with {INITIALS}: You saw less of your other friends so you could spend more time with your partner.

			Frequency	% of total	% of valid
Valid	0	card rejected	46	0.31%	71.88%
	1	card kept	18	0.12%	28.13%
	Total		64	0.43%	100%
Missing	6	refused	1	0.01%	
	7	legitimate skip	14673	99.56%	
	Total		14,674	99.57%	

Valid	Invalid	Minimum	Maximum
64	14674	0	1

 H2RX33E3 - S25Q33E PARTNR3-WENT OUT ALONE-W2

Type	Code
Measurement Unit	numeric
H2RX33E3	33E3. 3rd RX Partner: Go through the deck of cards and reject any cards that describe things that have NOT happened in your romantic relationship with {INITIALS}: You and your partner went out together alone.

			Frequency	% of total	% of valid
Valid	0	card rejected	23	0.16%	35.94%
	1	card kept	41	0.28%	64.06%
	Total		64	0.43%	100%
Missing	6	refused	1	0.01%	
	7	legitimate skip	14673	99.56%	
	Total		14,674	99.57%	

Valid	Invalid	Minimum	Maximum
64	14674	0	1

 H2RX33F3 - S25Q33F PARTNR3-HELD HANDS-W2

Type	Code
------	------

Measurement Unit	numeric
H2RX33F3	33F3. 3rd RX Partner: Go through the deck of cards and reject any cards that describe things that have NOT happened in your romantic relationship with {INITIALS}: You held hands.

			Frequency	% of total	% of valid
Valid	0	card rejected	13	0.09%	20.31%
	1	card kept	51	0.35%	79.69%
	Total		64	0.43%	100%
Missing	6	refused	1	0.01%	
	7	legitimate skip	14673	99.56%	
	Total		14,674	99.57%	

Valid	Invalid	Minimum	Maximum
64	14674	0	1

H2RX33G3 - S25Q33G PARTNR3-EXCHANGED PRESENTS-W2

Type	Code
Measurement Unit	numeric
H2RX33G3	33G3. 3rd RX Partner: Go through the deck of cards and reject any cards that describe things that have NOT happened in your romantic relationship with {INITIALS}: You gave each other presents.

			Frequency	% of total	% of valid
Valid	0	card rejected	42	0.28%	65.63%
	1	card kept	22	0.15%	34.38%
	Total		64	0.43%	100%
Missing	6	refused	1	0.01%	
	7	legitimate skip	14673	99.56%	
	Total		14,674	99.57%	

Valid	Invalid	Minimum	Maximum
64	14674	0	1

H2RX33H3 - S25Q33H PARTNR3-SAID LOVED EACH OTHER-W2

Type	Code
Measurement Unit	numeric
H2RX33H3	33H3. 3rd RX Partner: Go through the deck of cards and reject any cards that describe things that have NOT happened in your romantic relationship with {INITIALS}: You told each other that you loved each other.

			Frequency	% of total	% of valid
Valid	0	card rejected	34	0.23%	53.13%
	1	card kept	30	0.2%	46.88%
	Total		64	0.43%	100%
Missing	6	refused	1	0.01%	
	7	legitimate skip	14673	99.56%	
	Total		14,674	99.57%	

Valid	Invalid	Minimum	Maximum
64	14674	0	1

H2RX33I3 - S25Q33I PARTNR3-CONSIDERED A COUPLE-W2

Type	Code
Measurement Unit	numeric
H2RX33I3	33I3. 3rd RX Partner: Go through the deck of cards and reject any cards that describe things that have NOT happened in your romantic relationship with {INITIALS}; You thought of yourselves as a couple.

			Frequency	% of total	% of valid
Valid	0	card rejected	27	0.18%	42.19%
	1	card kept	37	0.25%	57.81%
	Total		64	0.43%	100%
Missing	6	refused	1	0.01%	
	7	legitimate skip	14673	99.56%	
	Total		14,674	99.57%	

Valid	Invalid	Minimum	Maximum
64	14674	0	1

H2RX33J3 - S25Q33J PARTNR3-TALKED CONTRACEPT-W2

Type	Code
Measurement Unit	numeric
H2RX33J3	33J3. 3rd RX Partner: Go through the deck of cards and reject any cards that describe things that have NOT happened in your romantic relationship with {INITIALS}; You talked about contraception or sexually transmitted diseases.

			Frequency	% of total	% of valid
Valid	0	card rejected	40	0.27%	62.5%
	1	card kept	24	0.16%	37.5%
	Total		64	0.43%	100%

Missing	6	refused	1	0.01%	
	7	legitimate skip	14673	99.56%	
		Total	14,674	99.57%	

Valid	Invalid	Minimum	Maximum
64	14674	0	1

Type	Code
Measurement Unit	numeric
H2RX33K3	33K3. 3rd RX Partner: Go through the deck of cards and reject any cards that describe things that have NOT happened in your romantic relationship with {INITIALS}: You kissed.

			Frequency	% of total	% of valid
Valid	0	card rejected	8	0.05%	12.5%
	1	card kept	55	0.37%	85.94%
	3	card kept but R did not know order of event in Q34	1	0.01%	1.56%
		Total	64	0.43%	100%
Missing	6	refused	1	0.01%	
	7	legitimate skip	14673	99.56%	
		Total	14,674	99.57%	

Valid	Invalid	Minimum	Maximum
64	14674	0	3

Type	Code
Measurement Unit	numeric
H2RX33L3	33L3. 3rd RX Partner: Go through the deck of cards and reject any cards that describe things that have NOT happened in your romantic relationship with {INITIALS}: You touched each other under your clothing or with no clothes on.

			Frequency	% of total	% of valid
Valid	0	card rejected	15	0.1%	23.44%
	1	card kept	49	0.33%	76.56%
		Total	64	0.43%	100%
Missing	6	refused	1	0.01%	
	7	legitimate skip	14673	99.56%	

		Total	14,674	99.57%	
--	--	-------	--------	--------	--

Valid	Invalid	Minimum	Maximum
64	14674	0	1

H2RX33M3 - S25Q33M PARTNR3-HAD SEX-W2

Type	Code
Measurement Unit	numeric
H2RX33M3	33M3. 3rd RX Partner: Go through the deck of cards and reject any cards that describe things that have NOT happened in your romantic relationship with {INITIALS}: You had sexual intercourse.

			Frequency	% of total	% of valid
Valid	0	card rejected	15	0.1%	23.44%
	1	card kept	49	0.33%	76.56%
		Total	64	0.43%	100%
Missing	6	refused	1	0.01%	
	7	legitimate skip	14673	99.56%	
		Total	14,674	99.57%	

Valid	Invalid	Minimum	Maximum
64	14674	0	1

H2RX33N3 - S25Q33N PARTNR3-TOUCHED GENITALS-W2

Type	Code
Measurement Unit	numeric
H2RX33N3	33N3. 3rd RX Partner: Go through the deck of cards and reject any cards that describe things that have NOT happened in your romantic relationship with {INITIALS}: You touched each other Respondent's genitals (private parts).

			Frequency	% of total	% of valid
Valid	0	card rejected	19	0.13%	29.69%
	1	card kept	45	0.31%	70.31%
		Total	64	0.43%	100%
Missing	6	refused	1	0.01%	
	7	legitimate skip	14673	99.56%	
		Total	14,674	99.57%	

Valid	Invalid	Minimum	Maximum
64	14674	0	1

 H2RX3303 - S25Q330 PARTNR3-GOT PREGNANT-W2

Type	Code
Measurement Unit	numeric
H2RX3303	3303. 3rd RX Partner: Go through the deck of cards and reject any cards that describe things that have NOT happened in your romantic relationship with {INITIALS}: Your partner or you got pregnant.

			Frequency	% of total	% of valid
Valid	0	card rejected	60	0.41%	93.75%
	1	card kept	4	0.03%	6.25%
	Total		64	0.43%	100%
Missing	6	refused	1	0.01%	
	7	legitimate skip	14673	99.56%	
	Total		14,674	99.57%	

Valid	Invalid	Minimum	Maximum
64	14674	0	1

 H2RX34A3 - S25Q34A PARTNR3-FIRST EVENT-W2

Type	Code
Measurement Unit	numeric
H2RX34A3	34A3. 3rd RX Partner: Enter the first thing that happened in your relationship with {INITIALS}.

			Frequency	% of total	% of valid
--	--	--	-----------	------------	------------

Valid	1	you went out together in a group	26	0.18%	44.07%
	2	you met your partner's parents	5	0.03%	8.47%
	3	you told other people that you were a couple	1	0.01%	1.69%
	5	you and your partner went out together alone	5	0.03%	8.47%
	6	you held hands	9	0.06%	15.25%
	8	you told each other you loved each other	2	0.01%	3.39%
	9	you thought of yourselves as a couple	2	0.01%	3.39%
	10	you talked about contraception or sexually transmitted diseases	1	0.01%	1.69%
	11	you kissed	7	0.05%	11.86%
	12	You touched each other under your clothing or with no clothes on	1	0.01%	1.69%
		Total	59	0.4%	100%
Missing	97	legitimate skip	14679	99.6%	
		Total	14,679	99.6%	

Valid	Invalid	Minimum	Maximum
59	14679	1	12

H2RX34B3 - S25Q34B PARTNR3-SECOND EVENT-W2

Type	Code
Measurement Unit	numeric
H2RX34B3	34B3. 3rd RX Partner: Enter the next [second] thing that happened in your relationship.

	Frequency	% of total	% of valid
--	-----------	------------	------------

Valid	1	you went out together in a group	1	0.01%	1.69%
	2	you met your partner's parents	6	0.04%	10.17%
	3	you told other people that you were a couple	9	0.06%	15.25%
	4	you saw less of other friends so you could spend more time with your partner	3	0.02%	5.08%
	5	you and your partner went out together alone	12	0.08%	20.34%
	6	you held hands	11	0.07%	18.64%
	8	you told each other you loved each other	1	0.01%	1.69%
	9	you thought of yourselves as a couple	2	0.01%	3.39%
	10	you talked about contraception or sexually transmitted diseases	1	0.01%	1.69%
	11	you kissed	10	0.07%	16.95%
	12	You touched each other under your clothing or with no clothes on	1	0.01%	1.69%
	13	you had sexual intercourse	2	0.01%	3.39%
			Total	59	0.4%
Missing	97	legitimate skip	14679	99.6%	
		Total	14,679	99.6%	

Valid	Invalid	Minimum	Maximum
59	14679	1	13

H2RX34C3 - S25Q34C PARTNR3-3RD EVENT-W2	
Type	Code
Measurement Unit	numeric
H2RX34C3	34C3. 3rd RX Partner: Enter the next [third] thing that happened in your relationship.

	Frequency	% of total	% of valid
--	-----------	------------	------------

Valid	1	you went out together in a group	1	0.01%	1.72%
	2	you met your partner's parents	1	0.01%	1.72%
	3	you told other people that you were a couple	5	0.03%	8.62%
	4	you saw less of other friends so you could spend more time with your partner	3	0.02%	5.17%
	5	you and your partner went out together alone	6	0.04%	10.34%
	6	you held hands	14	0.09%	24.14%
	7	you gave each other presents	5	0.03%	8.62%
	8	you told each other you loved each other	2	0.01%	3.45%
	9	you thought of yourselves as a couple	4	0.03%	6.9%
	10	you talked about contraception or sexually transmitted diseases	1	0.01%	1.72%
	11	you kissed	10	0.07%	17.24%
	12	You touched each other under your clothing or with no clothes on	4	0.03%	6.9%
	14	you touched each others' genitals (private parts)	2	0.01%	3.45%
		Total	58	0.39%	100%
Missing	97	legitimate skip	14680	99.61%	
		Total	14,680	99.61%	

Valid	Invalid	Minimum	Maximum
58	14680	1	14

H2RX34D3 - S25Q34D PARTNR3-4TH EVENT-W2

Type	Code
Measurement Unit	numeric
H2RX34D3	34D3. 3rd RX Partner: Enter the next [fourth] thing that happened in your relationship.

	Frequency	% of total	% of valid
--	-----------	------------	------------

Valid	1	you went out together in a group	1	0.01%	1.75%
	2	you met your partner's parents	5	0.03%	8.77%
	3	you told other people that you were a couple	4	0.03%	7.02%
	4	you saw less of other friends so you could spend more time with your partner	4	0.03%	7.02%
	5	you and your partner went out together alone	6	0.04%	10.53%
	6	you held hands	7	0.05%	12.28%
	7	you gave each other presents	1	0.01%	1.75%
	8	you told each other you loved each other	4	0.03%	7.02%
	9	you thought of yourselves as a couple	8	0.05%	14.04%
	10	you talked about contraception or sexually transmitted diseases	1	0.01%	1.75%
	11	you kissed	10	0.07%	17.54%
	12	You touched each other under your clothing or with no clothes on	2	0.01%	3.51%
	13	you had sexual intercourse	2	0.01%	3.51%
	14	you touched each others' genitals (private parts)	2	0.01%	3.51%
		Total	57	0.39%	100%
Missing	97	legitimate skip	14681	99.61%	
		Total	14,681	99.61%	

Valid	Invalid	Minimum	Maximum
57	14681	1	14

H2RX34E3 - S25Q34E PARTNR3-5TH EVENT-W2	
Type	Code
Measurement Unit	numeric
H2RX34E3	34E3. 3rd RX Partner: Enter the next [fifth] thing that happened in your relationship.

	Frequency	% of total	% of valid
--	-----------	------------	------------

Valid	1	you went out together in a group	4	0.03%	7.41%
	2	you met your partner's parents	3	0.02%	5.56%
	3	you told other people that you were a couple	3	0.02%	5.56%
	4	you saw less of other friends so you could spend more time with your partner	3	0.02%	5.56%
	5	you and your partner went out together alone	8	0.05%	14.81%
	6	you held hands	4	0.03%	7.41%
	7	you gave each other presents	2	0.01%	3.7%
	8	you told each other you loved each other	3	0.02%	5.56%
	9	you thought of yourselves as a couple	4	0.03%	7.41%
	10	you talked about contraception or sexually transmitted diseases	2	0.01%	3.7%
	11	you kissed	6	0.04%	11.11%
	12	You touched each other under your clothing or with no clothes on	7	0.05%	12.96%
	13	you had sexual intercourse	2	0.01%	3.7%
	14	you touched each others' genitals (private parts)	3	0.02%	5.56%
		Total	54	0.37%	100%
Missing	97	legitimate skip	14684	99.63%	
		Total	14,684	99.63%	

Valid	Invalid	Minimum	Maximum
54	14684	1	14

H2RX34F3 - S25Q34F PARTNR3-6TH EVENT-W2

Type	Code
Measurement Unit	numeric
H2RX34F3	34F3. 3rd RX Partner: Enter the next [sixth] thing that happened in your relationship.

	Frequency	% of total	% of valid
--	-----------	------------	------------

Valid	2	you met your partner's parents	1	0.01%	2%
	3	you told other people that you were a couple	2	0.01%	4%
	4	you saw less of other friends so you could spend more time with your partner	2	0.01%	4%
	5	you and your partner went out together alone	3	0.02%	6%
	6	you held hands	4	0.03%	8%
	7	you gave each other presents	2	0.01%	4%
	8	you told each other you loved each other	5	0.03%	10%
	9	you thought of yourselves as a couple	7	0.05%	14%
	10	you talked about contraception or sexually transmitted diseases	3	0.02%	6%
	11	you kissed	5	0.03%	10%
	12	You touched each other under your clothing or with no clothes on	7	0.05%	14%
	13	you had sexual intercourse	4	0.03%	8%
	14	you touched each others' genitals (private parts)	5	0.03%	10%
		Total	50	0.34%	100%
Missing	97	legitimate skip	14688	99.66%	
		Total	14,688	99.66%	

Valid	Invalid	Minimum	Maximum
50	14688	2	14

Type	Code
Measurement Unit	numeric
H2RX34G3	34G3. 3rd RX Partner: Enter the next [seventh] thing that happened in your relationship.

	Frequency	% of total	% of valid
--	-----------	------------	------------

Valid	1	you went out together in a group	2	0.01%	4.65%
	3	you told other people that you were a couple	5	0.03%	11.63%
	4	you saw less of other friends so you could spend more time with your partner	1	0.01%	2.33%
	6	you held hands	1	0.01%	2.33%
	7	you gave each other presents	5	0.03%	11.63%
	8	you told each other you loved each other	2	0.01%	4.65%
	9	you thought of yourselves as a couple	2	0.01%	4.65%
	10	you talked about contraception or sexually transmitted diseases	4	0.03%	9.3%
	11	you kissed	3	0.02%	6.98%
	12	You touched each other under your clothing or with no clothes on	5	0.03%	11.63%
	13	you had sexual intercourse	7	0.05%	16.28%
	14	you touched each others' genitals (private parts)	6	0.04%	13.95%
		Total	43	0.29%	100%
	Missing	97	legitimate skip	14695	99.71%
		Total	14,695	99.71%	

Valid	Invalid	Minimum	Maximum
43	14695	1	14

H2RX34H3 - S25Q34H PARTNR3-8TH EVENT-W2	
Type	Code
Measurement Unit	numeric
H2RX34H3	34H3. 3rd RX Partner: Enter the next [eighth] thing that happened in your relationship.

	Frequency	% of total	% of valid

Valid	2	you met your partner's parents	1	0.01%	2.56%
	3	you told other people that you were a couple	4	0.03%	10.26%
	4	you saw less of other friends so you could spend more time with your partner	1	0.01%	2.56%
	6	you held hands	1	0.01%	2.56%
	7	you gave each other presents	3	0.02%	7.69%
	8	you told each other you loved each other	5	0.03%	12.82%
	9	you thought of yourselves as a couple	2	0.01%	5.13%
	10	you talked about contraception or sexually transmitted diseases	2	0.01%	5.13%
	11	you kissed	1	0.01%	2.56%
	12	You touched each other under your clothing or with no clothes on	7	0.05%	17.95%
	13	you had sexual intercourse	7	0.05%	17.95%
	14	you touched each others' genitals (private parts)	5	0.03%	12.82%
		Total	39	0.26%	100%
	Missing	97	legitimate skip	14699	99.74%
		Total	14,699	99.74%	

Valid	Invalid	Minimum	Maximum
39	14699	2	14

H2RX34I3 - S25Q34I PARTNR3-9TH EVENT-W2	
Type	Code
Measurement Unit	numeric
H2RX34I3	34I3. 3rd RX Partner: Enter the next [ninth] thing that happened in your relationship.

	Frequency	% of total	% of valid
--	-----------	------------	------------

Valid	1	you went out together in a group	1	0.01%	3.03%	
	2	you met your partner's parents	2	0.01%	6.06%	
	5	you and your partner went out together alone	1	0.01%	3.03%	
	8	you told each other you loved each other	2	0.01%	6.06%	
	9	you thought of yourselves as a couple	4	0.03%	12.12%	
	10	you talked about contraception or sexually transmitted diseases	1	0.01%	3.03%	
	11	you kissed	1	0.01%	3.03%	
	12	You touched each other under your clothing or with no clothes on	7	0.05%	21.21%	
	13	you had sexual intercourse	6	0.04%	18.18%	
	14	you touched each others' genitals (private parts)	7	0.05%	21.21%	
	15	your partner or you got pregant	1	0.01%	3.03%	
		Total	33	0.22%	100%	
	Missing	97	legitimate skip	14705	99.78%	
			Total	14,705	99.78%	

Valid	Invalid	Minimum	Maximum
33	14705	1	15

Type	Code
Measurement Unit	numeric
H2RX34J3	34J3. 3rd RX Partner: Enter the next [tenth] thing that happened in your relationship.

	Frequency	% of total	% of valid
--	-----------	------------	------------

Valid	3	you told other people that you were a couple	1	0.01%	4.17%
	4	you saw less of other friends so you could spend more time with your partner	1	0.01%	4.17%
	7	you gave each other presents	4	0.03%	16.67%
	10	you talked about contraception or sexually transmitted diseases	5	0.03%	20.83%
	12	you touched each other under your clothing or with no clothes on	2	0.01%	8.33%
	13	you had sexual intercourse	4	0.03%	16.67%
	14	you touched each others' genitals (private parts)	7	0.05%	29.17%
		Total	24	0.16%	100%
Missing	97	legitimate skip	14714	99.84%	
		Total	14,714	99.84%	

Valid	Invalid	Minimum	Maximum
24	14714	3	14

Type	Code
Measurement Unit	numeric
H2RX34K3	34K3. 3rd RX Partner: Enter the next [eleventh] thing that happened in your relationship.

			Frequency	% of total	% of valid
Valid	8	you told each other you loved each other	3	0.02%	16.67%
	9	you thought of yourselves as a couple	1	0.01%	5.56%
	10	you talked about contraception or sexually transmitted diseases	1	0.01%	5.56%
	11	you kissed	2	0.01%	11.11%
	12	You touched each other under your clothing or with no clothes on	2	0.01%	11.11%
	13	you had sexual intercourse	6	0.04%	33.33%
	14	you touched each others' genitals (private parts)	3	0.02%	16.67%
		Total	18	0.12%	100%

Missing	97	legitimate skip	14720	99.88%	
		Total	14,720	99.88%	

Valid	Invalid	Minimum	Maximum
18	14720	8	14

Type	Code
Measurement Unit	numeric
H2RX34L3	34L3. 3rd RX Partner: Enter the next [twelfth] thing that happened in your relationship.

			Frequency	% of total	% of valid
Valid	2	you met your partner's parents	2	0.01%	18.18%
	8	you told each other you loved each other	1	0.01%	9.09%
	10	you talked about contraception or sexually transmitted diseases	1	0.01%	9.09%
	12	you touched each other under your clothing or with no clothes on	2	0.01%	18.18%
	13	you had sexual intercourse	3	0.02%	27.27%
	14	you touched each others' genitals (private parts)	2	0.01%	18.18%
		Total	11	0.07%	100%
Missing	97	legitimate skip	14727	99.93%	
		Total	14,727	99.93%	

Valid	Invalid	Minimum	Maximum
11	14727	2	14

Type	Code
Measurement Unit	numeric
H2RX34M3	34M3. 3rd RX Partner: Enter the next [thirteenth] thing that happened in your relationship.

	Frequency	% of total	% of valid
--	-----------	------------	------------

Valid	2	you met your partner's parents	1	0.01%	10%
	9	you thought of yourselves as a couple	1	0.01%	10%
	10	you talked about contraception or sexually transmitted diseases	1	0.01%	10%
	12	you touched each other under your clothing or with no clothes on	2	0.01%	20%
	13	you had sexual intercourse	4	0.03%	40%
	14	you touched each others' genitals (private parts)	1	0.01%	10%
		Total	10	0.07%	100%
Missing	97	legitimate skip	14728	99.93%	
		Total	14,728	99.93%	

Valid	Invalid	Minimum	Maximum
10	14728	2	14

H2RX34N3 - S25Q34N PARTNR3-14TH EVENT-W2

Type	Code
Measurement Unit	numeric
H2RX34N3	34N3. 3rd RX Partner: Enter the next [fourteenth] thing that happened in your relationship

			Frequency	% of total	% of valid
Valid	13	you had sexual intercourse	2	0.01%	33.33%
	14	you touched each others' genitals (private parts)	2	0.01%	33.33%
	15	your partner or you got pregant	2	0.01%	33.33%
		Total	6	0.04%	100%
Missing	97	legitimate skip	14732	99.96%	
		Total	14,732	99.96%	

Valid	Invalid	Minimum	Maximum
6	14732	13	15

H2RX34O3 - S25Q34O PARTNR3-15TH EVENT-W2

Type	Code
Measurement Unit	numeric

H2RX34O3	34O3. 3rd RX Partner: Enter the next [fifteenth] thing that happened in your relationship.
----------	--

			Frequency	% of total	% of valid
Valid	15	your partner or you got pregnant	1	0.01%	100%
		Total	1	0.01%	100%
Missing	97	legitimate skip	14737	99.99%	
		Total	14,737	99.99%	

Valid	Invalid	Minimum	Maximum
1	14737	15	15

H2RX35_3 - S25Q35 PARTNR3-HAD INTERCOURSE-W2

Type	Code
Measurement Unit	numeric
H2RX35_3	35_3. 3rd RX Partner: Have you had sexual intercourse with {INITIALS}?

			Frequency	% of total	% of valid
Valid	0	no	8	0.05%	53.33%
	1	yes	7	0.05%	46.67%
		Total	15	0.1%	100%
Missing	7	legitimate skip	14723	99.9%	
		Total	14,723	99.9%	

Valid	Invalid	Minimum	Maximum
15	14723	0	1

H2RX36_3 - S25Q36 PARTNR3-VERIFY INTERCOURSE-W2

Type	Code
Measurement Unit	numeric
H2RX36_3	36_3. 3rd RX Partner: [If Respondent is male:] When you had sexual intercourse with {INITIALS} did you insert your penis into her vagina? [If Respondent is female:] When you had sexual intercourse with {INITIALS} did he insert his penis into your vagina?

			Frequency	% of total	% of valid
Valid	0	no	3	0.02%	5.56%
	1	yes	51	0.35%	94.44%
		Total	54	0.37%	100%
Missing	7	legitimate skip	14684	99.63%	

	Total	14,684	99.63%	
--	-------	--------	--------	--

Valid	Invalid	Minimum	Maximum
54	14684	0	1

Type	Code
Measurement Unit	numeric
H2RX37M3	37M3. 3rd RX Partner: In what month [and year] did you first have sexual intercourse with {INITIALS}?

			Frequency	% of total	% of valid
Valid	1	January	3	0.02%	8.33%
	2	February	1	0.01%	2.78%
	3	March	4	0.03%	11.11%
	4	April	5	0.03%	13.89%
	5	May	2	0.01%	5.56%
	6	June	4	0.03%	11.11%
	7	July	3	0.02%	8.33%
	8	August	4	0.03%	11.11%
	9	September	1	0.01%	2.78%
	10	October	4	0.03%	11.11%
	11	November	2	0.01%	5.56%
	12	December	3	0.02%	8.33%
	Total		36	0.24%	100%
Missing	96	refused	1	0.01%	
	97	legitimate skip	14687	99.65%	
	98	don't know	14	0.09%	
	Total		14,702	99.76%	

Valid	Invalid	Minimum	Maximum
36	14702	1	12

Type	Code
Measurement Unit	numeric
H2RX37Y3	37Y3. 3rd RX Partner: In what [month and] year did you first have sexual intercourse with {INITIALS}?

	Frequency	% of total	% of valid
--	-----------	------------	------------

Valid	93	1993	2	0.01%	4.55%
	94	1994	3	0.02%	6.82%
	95	1995	19	0.13%	43.18%
	96	1996	20	0.14%	45.45%
		Total	44	0.3%	100%
Missing	996	refused	1	0.01%	
	997	legitimate skip	14687	99.65%	
	998	don't know	6	0.04%	
		Total	14,694	99.7%	

Valid	Invalid	Minimum	Maximum
44	14694	93	96

Type	Code
Measurement Unit	numeric
H2RX38M3	38M3. 3rd RX Partner: In what month [and year] did you have sexual intercourse with {INITIALS} most recently?

			Frequency	% of total	% of valid
Valid	1	January	3	0.02%	7.5%
	2	February	3	0.02%	7.5%
	3	March	3	0.02%	7.5%
	4	April	6	0.04%	15%
	5	May	7	0.05%	17.5%
	6	June	7	0.05%	17.5%
	7	July	3	0.02%	7.5%
	8	August	4	0.03%	10%
	9	September	1	0.01%	2.5%
	10	October	1	0.01%	2.5%
	11	November	1	0.01%	2.5%
	12	December	1	0.01%	2.5%
		Total	40	0.27%	100%
Missing	96	refused	1	0.01%	
	97	legitimate skip	14687	99.65%	
	98	don't know	10	0.07%	
		Total	14,698	99.73%	

Valid	Invalid	Minimum	Maximum
40	14698	1	12

 H2RX38Y3 - S25Q38Y PARTNR3-MOST RECENT SEX-YR-W2

Type	Code
Measurement Unit	numeric
H2RX38Y3	38Y3. 3rd RX Partner: In what [month and] year did you have sexual intercourse with {INITIALS} most recently?

			Frequency	% of total	% of valid
Valid	95	1995	15	0.1%	34.88%
	96	1996	28	0.19%	65.12%
		Total	43	0.29%	100%
Missing	996	refused	1	0.01%	
	997	legitimate skip	14687	99.65%	
	998	don't know	7	0.05%	
		Total	14,695	99.71%	

Valid	Invalid	Minimum	Maximum
43	14695	95	96

 H2RX39_3 - S25Q39 PARTNR3-SEX MORE THEN ONCE-W2

Type	Code
Measurement Unit	numeric
H2RX39_3	39_3. 3rd RX Partner: Did you and {INITIALS} have intercourse once, or more than once?

			Frequency	% of total	% of valid
Valid	1	once	11	0.07%	45.83%
	2	more than once	13	0.09%	54.17%
		Total	24	0.16%	100%
Missing	7	legitimate skip	14714	99.84%	
		Total	14,714	99.84%	

Valid	Invalid	Minimum	Maximum
24	14714	1	2

 H2RX40_3 - S25Q40 PARTNR3-USE BIRTHCONTROL-W2

Type	Code
Measurement Unit	numeric
H2RX40_3	40_3. 3rd RX Partner: Did you or {INITIALS} use any method of birth control?

			Frequency	% of total	% of valid
Valid	0	no	4	0.03%	36.36%
	1	yes	7	0.05%	63.64%
		Total	11	0.07%	100%
Missing	7	legitimate skip	14727	99.93%	
			Total	14,727	99.93%

Valid	Invalid	Minimum	Maximum
11	14727	0	1

Type	Code
Measurement Unit	numeric
H2RX41A3	41A3. 3rd RX Partner: What method of birth control did you or your partner use? If more than one method was used, you should choose more than one answer.

			Frequency	% of total	% of valid
Valid	1	condoms (rubbers)	7	0.05%	100%
			Total	7	0.05%
Missing	97	legitimate skip	14731	99.95%	
			Total	14,731	99.95%

Valid	Invalid	Minimum	Maximum
7	14731	1	1

Type	Code
Measurement Unit	numeric
H2RX41B3	41B3. 3rd RX Partner: What other method of birth control did you or your partner use?

			Frequency	% of total	% of valid
Valid	14	no other method	7	0.05%	100%
			Total	7	0.05%
Missing	97	legitimate skip	14731	99.95%	
			Total	14,731	99.95%

Valid	Invalid	Minimum	Maximum
7	14731	14	14

 H2RX41C3 - S25Q41C PARTNR3-METHOD 3-W2

Type	Numeric (Integer)
Measurement Unit	numeric
H2RX41C3	41C3. 3rd RX Partner: What other method of birth control did you or your partner use?

			Frequency
Missing	97	legitimate skip	14738

Valid	Invalid
0	14738

 H2RX42_3 - S25Q42 PARTNR3-USE A CONDOM-W2

Type	Code
Measurement Unit	numeric
H2RX42_3	42_3. 3rd RX Partner: Was a condom used when you had sexual intercourse with {INITIALS}?

			Frequency	% of total	% of valid
Valid	0	no	3	0.02%	75%
	1	yes	1	0.01%	25%
		Total	4	0.03%	100%
Missing	7	legitimate skip	14734	99.97%	
		Total	14,734	99.97%	

Valid	Invalid	Minimum	Maximum
4	14734	0	1

 H2RX43_3 - S25Q43 PARTNR3-USE OTHER METHOD-W2

Type	Code
Measurement Unit	numeric
H2RX43_3	43_3. 3rd RX Partner: During that month when you and {INITIALS} had sexual intercourse, did either of you ever use any method of birth control?

			Frequency	% of total	% of valid
Valid	0	no	2	0.01%	15.38%
	1	yes	11	0.07%	84.62%
		Total	13	0.09%	100%
Missing	7	legitimate skip	14725	99.91%	

		Total	14,725	99.91%	
--	--	-------	--------	--------	--

Valid	Invalid	Minimum	Maximum
13	14725	0	1

H2RX44_3 - S25Q44 PARTNR3-BIRTHCONTROL ALWAYS-W2

Type	Code
Measurement Unit	numeric
H2RX44_3	44_3. 3rd RX Partner: Did one or the other of you use some method of birth control every time you and {INITIALS} had intercourse?

			Frequency	% of total	% of valid
Valid	0	no	1	0.01%	9.09%
	1	yes	10	0.07%	90.91%
Total			11	0.07%	100%
Missing	7	legitimate skip	14727	99.93%	
	Total		14,727	99.93%	

Valid	Invalid	Minimum	Maximum
11	14727	0	1

H2RX45A3 - S25Q45A PARTNR3-METHOD 1-W2

Type	Code
Measurement Unit	numeric
H2RX45A3	45A3. 3rd RX Partner: What method of birth control did you or your partner use? If more than one method was used, you should choose more than one answer.

			Frequency	% of total	% of valid
Valid	1	condoms (rubbers)	11	0.07%	100%
	Total		11	0.07%	100%
Missing	97	legitimate skip	14727	99.93%	
	Total		14,727	99.93%	

Valid	Invalid	Minimum	Maximum
11	14727	1	1

H2RX45B3 - S25Q45B PARTNR3-METHOD 2-W2

Type	Code
Measurement Unit	numeric

H2RX45B3	45B3. 3rd RX Partner: What other method of birth control did you or your partner use?
----------	---

			Frequency	% of total	% of valid
Valid	2	withdrawal	1	0.01%	9.09%
	4	birth control pills	3	0.02%	27.27%
	14	no other method	7	0.05%	63.64%
		Total	11	0.07%	100%
Missing	97	legitimate skip	14727	99.93%	
		Total	14,727	99.93%	

Valid	Invalid	Minimum	Maximum
11	14727	2	14

H2RX45C3 - S25Q45C PARTNR3-METHOD 3-W2

Type	Code
Measurement Unit	numeric
H2RX45C3	45C3. 3rd RX Partner: What other method of birth control did you or your partner use?

			Frequency	% of total	% of valid
Valid	5	vaginal sponge	1	0.01%	25%
	6	foam, jelly, creme, suppositories	1	0.01%	25%
	13	some other method	1	0.01%	25%
	14	no other method	1	0.01%	25%
		Total	4	0.03%	100%
Missing	97	legitimate skip	14734	99.97%	
		Total	14,734	99.97%	

Valid	Invalid	Minimum	Maximum
4	14734	5	14

H2RX46_3 - S25Q46 PARTNR3-EVER USE CONDOM-W2

Type	Code
Measurement Unit	numeric
H2RX46_3	46_3. 3rd RX Partner: Was a condom ever used when you had sexual intercourse with {INITIALS}?

			Frequency	% of total	% of valid
Valid	0	no	1	0.01%	50%
	1	yes	1	0.01%	50%

		Total	2	0.01%	100%
Missing	7	legitimate skip	14736	99.99%	
		Total	14,736	99.99%	

Valid	Invalid	Minimum	Maximum
2	14736	0	1

Type	Code
Measurement Unit	numeric
H2RX47_3	47_3. 3rd RX Partner: Did you and {INITIALS} use more than one birth control method at the same time, or did you use these methods at different times?

			Frequency	% of total	% of valid
Valid	2	you used only one method at a time, but the method chosen was different from time to time	2	0.01%	50%
	3	sometimes you used only one method, and sometimes you used more than one	2	0.01%	50%
		Total	4	0.03%	100%
Missing	7	legitimate skip	14734	99.97%	
		Total	14,734	99.97%	

Valid	Invalid	Minimum	Maximum
4	14734	2	3

Type	Code
Measurement Unit	numeric
H2RX48_3	48_3. 3rd RX Partner: Between {FIRST DATE} and {LAST DATE}, when you and {INITIALS} had sexual intercourse, did one or the other of you ever use any method of birth control?

			Frequency	% of total	% of valid
Valid	0	no	8	0.05%	29.63%
	1	yes	19	0.13%	70.37%
		Total	27	0.18%	100%
Missing	7	legitimate skip	14711	99.82%	
		Total	14,711	99.82%	

Valid	Invalid	Minimum	Maximum
27	14711	0	1

H2RX49_3 - S25Q49PARTNR3-ALWAYS BIRTHCONTROL-W2

Type	Code
Measurement Unit	numeric
H2RX49_3	49_3. 3rd RX Partner: Throughout these months, did one or the other of you use some method of birth control every time you and {INITIALS} had sexual intercourse?

			Frequency	% of total	% of valid
Valid	0	no	3	0.02%	15.79%
	1	yes	16	0.11%	84.21%
	Total		19	0.13%	100%
Missing	7	legitimate skip	14719	99.87%	
	Total		14,719	99.87%	

Valid	Invalid	Minimum	Maximum
19	14719	0	1

H2RX50A3 - S25Q50A PARTNR3-METHOD 1-W2

Type	Code
Measurement Unit	numeric
H2RX50A3	50A3. 3rd RX Partner: What method of birth control did you or {INITIALS} use?

			Frequency	% of total	% of valid
Valid	1	condoms (rubbers)	16	0.11%	94.12%
	9	Norplant	1	0.01%	5.88%
	Total		17	0.12%	100%
Missing	.	missing	2	0.01%	
	97	legitimate skip	14719	99.87%	
		Total	14,721	99.88%	

Valid	Invalid	Minimum	Maximum
17	14721	1	9

H2RX50B3 - S25Q50B PARTNR3-METHOD 2-W2

Type	Code
Measurement Unit	numeric

H2RX50B3	50B3. 3rd RX Partner: What other method of birth control did you or {INITIALS} use?
----------	---

			Frequency	% of total	% of valid
Valid	2	withdrawal	2	0.01%	11.76%
	3	rhythm (safe time)	1	0.01%	5.88%
	4	birth control pills	4	0.03%	23.53%
	6	foam, jelly, creme, suppositories	1	0.01%	5.88%
	13	some other method	1	0.01%	5.88%
	14	no other method	8	0.05%	47.06%
Total			17	0.12%	100%
Missing	.	missing	2	0.01%	
	97	legitimate skip	14719	99.87%	
Total			14,721	99.88%	

Valid	Invalid	Minimum	Maximum
17	14721	2	14

H2RX50C3 - S25Q50C PARTNR3-METHOD 3-W2

Type	Code
Measurement Unit	numeric
H2RX50C3	50C3. 3rd RX Partner: What other method of birth control did you or {INITIALS} use?

			Frequency	% of total	% of valid
Valid	4	birth control pills	2	0.01%	22.22%
	14	no other method	7	0.05%	77.78%
Total			9	0.06%	100%
Missing	.	missing	2	0.01%	
	97	legitimate skip	14727	99.93%	
Total			14,729	99.94%	

Valid	Invalid	Minimum	Maximum
9	14729	4	14

H2RX51_3 - S25Q51 PARTNR3-EVER USE CONDOM-W2

Type	Code
Measurement Unit	numeric
H2RX51_3	51_3. 3rd RX Partner: Was a condom ever used when you had sexual intercourse with {INITIALS}?

			Frequency	% of total	% of valid
Valid	0	no	7	0.05%	63.64%
	1	yes	4	0.03%	36.36%
		Total	11	0.07%	100%
Missing	7	legitimate skip	14727	99.93%	
			Total	14,727	99.93%

Valid	Invalid	Minimum	Maximum
11	14727	0	1

H2RX52_3 - S25Q52 PARTNR3-USE >1 METHOD-W2

Type	Code
Measurement Unit	numeric
H2RX52_3	52_3. 3rd RX Partner: Did you and {INITIALS} use more than one method of birth control at the same time, or did you use these methods at different times?

			Frequency	% of total	% of valid
Valid	1	you used more than one method at the same time	4	0.03%	36.36%
	2	you used only one method at a time, but the method chosen was different from time to time	5	0.03%	45.45%
	3	sometimes you used only one method, and sometimes you used more than one	2	0.01%	18.18%
		Total	11	0.07%	100%
Missing	7	legitimate skip	14727	99.93%	
			Total	14,727	99.93%

Valid	Invalid	Minimum	Maximum
11	14727	1	3

H2RX53_3 - S25Q53 PARTNR3-NO. TIMES HAD SEX-W2

Type	Code
Measurement Unit	Numeric (Double)
H2RX53_3	53_3. 3rd RX Partner: About how many times have you and {INITIALS} had sexual intercourse since {FIRST DATE}?

			Frequency	% of total	% of valid
Missing	997	legitimate skip	14698	99.73%	
	998	don't know	4	0.03%	

		Total	14,702	99.76%	
--	--	-------	--------	--------	--

Valid	Invalid	Minimum	Maximum	Mean	StdDev
36	14702	1	100	16.25	24.639544...

H2RX54_3 - S25Q54 PARTNR3-EVER HAD ANAL IC-W2

Type	Code
Measurement Unit	numeric
H2RX54_3	54_3. 3rd RX Partner: If Respondent is male: Have you ever had anal intercourse with {INITIALS}? That is, have you ever inserted your penis into her anus? If Respondent is male: Have you ever had anal intercourse with {INITIALS}? That is, has he ever inserted his penis into your anus?

			Frequency	% of total	% of valid
Valid	0	no	9	0.06%	90%
	1	yes	1	0.01%	10%
		Total	10	0.07%	100%
Missing	7	legitimate skip	14728	99.93%	
		Total	14,728	99.93%	

Valid	Invalid	Minimum	Maximum
10	14728	0	1

H2RX55M3 - S25Q55 PARTNR3-MONTH FIRST ANAL IC-W2

Type	Code
Measurement Unit	numeric
H2RX55M3	55M3. 3rd RX Partner: In what month [and year] did you first have anal intercourse with {INITIALS}?

			Frequency	% of total	% of valid
Valid	10	October	1	0.01%	100%
		Total	1	0.01%	100%
Missing	97	legitimate skip	14737	99.99%	
		Total	14,737	99.99%	

Valid	Invalid	Minimum	Maximum
1	14737	10	10

H2RX55Y3 - S25Q55 PARTNR3-YEAR FIRST ANAL IC-W2

Type	Code
------	------

Measurement Unit	numeric
H2RX55Y3	55Y3. 3rd RX Partner: In what [month and] year did you first have anal intercourse with {INITIALS}?

			Frequency	% of total	% of valid
Valid	95	1995	1	0.01%	100%
		Total	1	0.01%	100%
Missing	997	legitimate skip	14737	99.99%	
		Total	14,737	99.99%	

Valid	Invalid	Minimum	Maximum
1	14737	95	95

H2RX56_3 - S25Q56 PARTNR3-WEAR CONDOM FIRST ANAL-W2

Type	Code
Measurement Unit	numeric
H2RX56_3	56_3. 3rd RX Partner: If Respondent is male: Did you wear a condom the first time you had anal intercourse with her? If Respondent is female: Did he wear a condom the first time you had anal intercourse?

			Frequency	% of total	% of valid
Valid	1	yes	1	0.01%	100%
		Total	1	0.01%	100%
Missing	7	legitimate skip	14737	99.99%	
		Total	14,737	99.99%	

Valid	Invalid	Minimum	Maximum
1	14737	1	1

H2RX57M3 - S25Q57 PARTNR3-MONTH MOST RECENT ANAL-W2

Type	Code
Measurement Unit	numeric
H2RX57M3	57M3. 3rd RX Partner: In what month [and year] did you have anal intercourse with {INITIALS} most recently?

			Frequency	% of total	% of valid
Valid	11	November	1	0.01%	100%
		Total	1	0.01%	100%
Missing	97	legitimate skip	14737	99.99%	
		Total	14,737	99.99%	

Valid	Invalid	Minimum	Maximum
1	14737	11	11

H2RX57Y3 - S25Q57 PARTNR3-YEAR MOST RECENT ANAL-W2

Type	Code
Measurement Unit	numeric
H2RX57Y3	57Y3. 3rd RX Partner: In what [month and] year did you have anal intercourse with {INITIALS} most recently?

			Frequency	% of total	% of valid
Valid	95	1995	1	0.01%	100%
		Total	1	0.01%	100%
Missing	997	legitimate skip	14737	99.99%	
		Total	14,737	99.99%	

Valid	Invalid	Minimum	Maximum
1	14737	95	95

H2RX58_3 - S25Q58 PARTNR3-NO. TIMES ANAL-W2

Type	Code
Measurement Unit	Numeric (Double)
H2RX58_3	58_3. 3rd RX Partner: If Respondent is male: About how many times have you and she had anal intercourse? If Respondent is female: About how many times have you and he had anal intercourse?

			Frequency	% of total	% of valid
Missing	997	legitimate skip	14737	99.99%	
		Total	14,737	99.99%	

Valid	Invalid	Minimum	Maximum	Mean	StdDev
1	14737	2	2	2	NaN

H2RX59_3 - S25Q59 PARTNR3-FREQ. USED CONDOM-ANAL-W2

Type	Code
Measurement Unit	numeric
H2RX59_3	59_3. 3rd RX Partner: If Respondent is male: How often have you used a condom during anal intercourse with {INITIALS}? If Respondent is female: How often has he used a condom during anal intercourse with you?

			Frequency	% of total	% of valid
Valid	1	all of the time	1	0.01%	100%

		Total	1	0.01%	100%
Missing	7	legitimate skip	14737	99.99%	
		Total	14,737	99.99%	

Valid	Invalid	Minimum	Maximum
1	14737	1	1

H2RX60_3 - S25Q60 PARTNR3-INSERTED PENIS IN ANUS-W2

Type	Numeric (Integer)
Measurement Unit	numeric
H2RX60_3	60_3. 3rd RX Partner: Has {INITIALS} ever inserted his penis into your anus?

			Frequency
Missing	7	legitimate skip	14738

Valid	Invalid
0	14738

H2RX61M3 - S25Q61 PARTNR3-MONTH FIRST DID THIS-W2

Type	Numeric (Integer)
Measurement Unit	numeric
H2RX61M3	61M3. 3rd RX Partner: In what month [and year] did he do this with you the first time?

			Frequency
Missing	97	legitimate skip	14738


Valid	Invalid
0	14738

H2RX61Y3 - S25Q61 PARTNR3-YEAR FIRST DID THIS-W2

Type	Numeric (Integer)
Measurement Unit	numeric
H2RX61Y3	61Y3. 3rd RX Partner: In what [month and] year did he do this with you the first time?

			Frequency
Missing	997	legitimate skip	14738

Valid	Invalid
0	14738

 H2RX62_3 - S25Q62 PARTNR3-WEAR CONDOM FIRST TIME-W2

Type	Numeric (Integer)
Measurement Unit	numeric
H2RX62_3	62_3. 3rd RX Partner: Did he wear a condom the first time he did this with you?

			Frequency
Missing	7	legitimate skip	14738

Valid	Invalid
0	14738

 H2RX63M3 - S25Q63 PARTNR3-MONTH MOST RECENT-ANAL-W2

Type	Numeric (Integer)
Measurement Unit	numeric
H2RX63M3	63M3. 3rd RX Partner: In what month [and year] did he insert his penis into your anus most recently?

			Frequency
Missing	97	legitimate skip	14738

Valid	Invalid
0	14738

 H2RX63Y3 - S25Q63 PARTNR3-YEAR MOST RECENT-ANAL-W2

Type	Numeric (Integer)
Measurement Unit	numeric
H2RX63Y3	63Y3. 3rd RX Partner: In what [month and] year did he insert his penis into your anus most recently?

			Frequency
Missing	997	legitimate skip	14738

Valid	Invalid
0	14738

 H2RX64_3 - S25Q64 PARTNR3-NO. TIMES DID THIS-W2

Type	Numeric (Integer)
Measurement Unit	numeric

H2RX64_3	64_3. 3rd RX Partner: About how many times has {INITIALS} inserted his penis into your anus?
----------	--

			Frequency
Missing	997	legitimate skip	14738

Valid	Invalid
0	14738

H2RX65_3 - S25Q65 PARTNR3-FREQ WEAR CONDOM-ANAL-W2

Type	Numeric (Integer)
Measurement Unit	numeric
H2RX65_3	65_3. 3rd RX Partner: How often did {INITIALS} wear a condom when he did this with you?

			Frequency
Missing	7	legitimate skip	14738

Valid	Invalid
0	14738

H2RX66_3 - S25Q66 PARTNR3-PENIS IN PARTRS ANUS-W2

Type	Numeric (Integer)
Measurement Unit	numeric
H2RX66_3	66_3. 3rd RX Partner: Have you ever inserted your penis into {INITIALS}'s anus?

			Frequency
Missing	7	legitimate skip	14738

Valid	Invalid
0	14738

H2RX67M3 - S25Q67 PARTNR3-MONTH FIRST DID THIS-W2

Type	Numeric (Integer)
Measurement Unit	numeric
H2RX67M3	67M3. 3rd RX Partner: In what month [and year] did you do this with {INITIALS} the first time?

			Frequency
Missing	97	legitimate skip	14738

Valid	Invalid

0	14738
---	-------

H2RX67Y3 - S25Q67 PARTNR3-YEAR FIRST DID THIS-W2

Type	Numeric (Integer)
Measurement Unit	numeric
H2RX67Y3	67Y3. 3rd RX Partner: In what [month and] year did you do this with {INITIALS} the first time?

			Frequency
Missing	997	legitimate skip	14738

Valid	Invalid
0	14738

H2RX68_3 - S25Q68 PARTNR3-WEAR CONDOM FIRST TIME-W2

Type	Numeric (Integer)
Measurement Unit	numeric
H2RX68_3	68_3. 3rd RX Partner: Did you wear a condom the first time you did this with him?

			Frequency
Missing	7	legitimate skip	14738

Valid	Invalid
0	14738

H2RX69M3 - S25Q69 PARTNR3-MONTH MOST RECENT-ANAL-W2

Type	Numeric (Integer)
Measurement Unit	numeric
H2RX69M3	69M3. 3rd RX Partner: In what month [and year] did you insert your penis into {INITIALS}'s anus most recently?

			Frequency
Missing	97	legitimate skip	14738

Valid	Invalid
0	14738

H2RX69Y3 - S25Q69 PARTNR3-YEAR MOST RECENT-ANAL-W2

Type	Numeric (Integer)
Measurement Unit	numeric

H2RX69Y3	69Y3. 3rd RX Partner: In what [month and] year did you insert your penis into {INITIALS}'s anus most recently?
----------	--

			Frequency
Missing	997	legitimate skip	14738

Valid	Invalid
0	14738

H2RX70_3 - S25Q70 PARTNR3-NO. TIMES INSERT PENIS-W2

Type	Numeric (Integer)
Measurement Unit	numeric
H2RX70_3	70_3. 3rd RX Partner: About how many times have you inserted your penis into his anus?

			Frequency
Missing	997	legitimate skip	14738

Valid	Invalid
0	14738

H2RX71_3 - S25Q71 PARTNR3-HOW OFTEN WEAR CONDOM-W2

Type	Numeric (Integer)
Measurement Unit	numeric
H2RX71_3	71_3. 3rd RX Partner: How often did you wear a condom when you did this with {INITIALS}?

			Frequency
Missing	7	legitimate skip	14738

Valid	Invalid
0	14738

H2NR19_3 - S25Q19 PARTNR3-AGE-W2

Type	Numeric (Double)
H2NR19_3	19_3. 3rd NR Partner: How old is {INITIALS}?

			Frequency	% of total	% of valid
Missing	96	refused	10	0.07%	
	97	legitimate skip	14534	98.62%	
	98	don't know	6	0.04%	
		Total	14,550	98.72%	

Valid	Invalid	Minimum	Maximum	Mean	StdDev
188	14550	11	45	18.170212...	3.5739350...

H2NR20_3 - S25Q20 PARTNR3-SAMPLE SCH-W2

Type	Code
Measurement Unit	numeric
H2NR20_3	20_3. 3rd NR Partner: [If SCHOOL YEAR:] Does {INITIALS} go to {SAMPLE SCHOOL}? [If SUMMER:] Did {INITIALS} go to {SAMPLE SCHOOL} this past school year?

			Frequency	% of total	% of valid
Valid	0	no	158	1.07%	77.45%
	1	yes	46	0.31%	22.55%
	Total		204	1.38%	100%
Missing	7	legitimate skip	14534	98.62%	
	Total		14,534	98.62%	

Valid	Invalid	Minimum	Maximum
204	14534	0	1

H2NR21_3 - S25Q21 PARTNR3-SISTER SCH-W2

Type	Code
Measurement Unit	numeric
H2NR21_3	21_3. 3rd NR Partner: [If SCHOOL YEAR:] Does {INITIALS} go to {SISTER SCHOOL}? [If SUMMER:] Did {INITIALS} go to {SISTER SCHOOL} this past school year?

			Frequency	% of total	% of valid
Valid	0	no	138	0.94%	96.5%
	1	yes	5	0.03%	3.5%
	Total		143	0.97%	100%
Missing	7	legitimate skip	14595	99.03%	
	Total		14,595	99.03%	

Valid	Invalid	Minimum	Maximum
143	14595	0	1

H2NR22_3 - S25Q22 PARTNR3-SAMPLE SCH 94-95-W2

Type	Code
Measurement Unit	numeric

H2NR22_3	22_3. 3rd NR Partner: [If SCHOOL YEAR:] Did {INITIALS} go to {SAMPLE SCHOOL} during the 1994-95 school year, in other words, last school year? [If SUMMER:] Did {INITIALS} go to {SAMPLE SCHOOL} during the 1994-95 school year, in other words, the school year before this past one?
----------	--

			Frequency	% of total	% of valid
Valid	0	no	137	0.93%	70.62%
	1	yes	57	0.39%	29.38%
	Total		194	1.32%	100%
Missing	6	refused	5	0.03%	
	7	legitimate skip	14534	98.62%	
	8	don't know	5	0.03%	
Total		14,544	98.68%		

Valid	Invalid	Minimum	Maximum
194	14544	0	1

H2NR23_3 - S25Q23 PARTNR3-SISTER SCH 94-95-W2

Type	Code
Measurement Unit	numeric
H2NR23_3	23_3. 3rd NR Partner: [If SCHOOL YEAR:] Did {INITIALS} go to {SISTER SCHOOL} during the 1994-95 school year, in other words, last school year? [If SUMMER:] Did {INITIALS} go to {SISTER SCHOOL} during the 1994-95 school year, in other words, the school year before this past one?

			Frequency	% of total	% of valid
Valid	0	no	135	0.92%	96.43%
	1	yes	5	0.03%	3.57%
	Total		140	0.95%	100%
Missing	6	refused	3	0.02%	
	7	legitimate skip	14591	99%	
	8	don't know	4	0.03%	
Total		14,598	99.05%		

Valid	Invalid	Minimum	Maximum
140	14598	0	1

H2NR24_3 - S25Q24 PARTNR3-GENDER-W2

Type	Code
Measurement Unit	numeric
H2NR24_3	24_3. 3rd NR Partner: What is {INITIALS}'s sex?

			Frequency	% of total	% of valid
Valid	1	male	82	0.56%	42.71%
	2	female	110	0.75%	57.29%
	Total		192	1.3%	100%
Missing	6	refused	6	0.04%	
	7	legitimate skip	14534	98.62%	
	8	don't know	6	0.04%	
Total		14,546	98.7%		

Valid	Invalid	Minimum	Maximum
192	14546	1	2

Type	Code
Measurement Unit	numeric
H2NR25_3	25_3. 3rd NR Partner: Is {INITIALS} of Hispanic or Latino origin?

			Frequency	% of total	% of valid
Valid	0	no	154	1.04%	80.63%
	1	yes	37	0.25%	19.37%
	Total		191	1.3%	100%
Missing	6	refused	6	0.04%	
	7	legitimate skip	14534	98.62%	
	8	don't know	7	0.05%	
Total		14,547	98.7%		

Valid	Invalid	Minimum	Maximum
191	14547	0	1

Type	Code
Measurement Unit	numeric
H2NR26A3	26A3. 3rd NR Partner: What is {INITIALS}'s Hispanic or Latino background? You may choose more than one answer. Mexican/Mexican American

			Frequency	% of total	% of valid
Valid	0	no	15	0.1%	40.54%
	1	yes	22	0.15%	59.46%
	Total		37	0.25%	100%
Missing	7	legitimate skip	14701	99.75%	

		Total	14,701	99.75%	
--	--	-------	--------	--------	--

Valid	Invalid	Minimum	Maximum
37	14701	0	1

H2NR26B3 - S25Q26B PARTNR3-CHICANO-W2

Type	Code
Measurement Unit	numeric
H2NR26B3	26B3. 3rd NR Partner: What is {INITIALS}'s Hispanic or Latino background? You may choose more than one answer. Chicano/Chicana

			Frequency	% of total	% of valid
Valid	0	no	36	0.24%	97.3%
	1	yes	1	0.01%	2.7%
Total			37	0.25%	100%
Missing	7	legitimate skip	14701	99.75%	
	Total		14,701	99.75%	

Valid	Invalid	Minimum	Maximum
37	14701	0	1

H2NR26C3 - S25Q26C PARTNR3-CUBAN-W2

Type	Code
Measurement Unit	numeric
H2NR26C3	26C3. 3rd NR Partner: What is {INITIALS}'s Hispanic or Latino background? You may choose more than one answer. Cuban/Cuban American

			Frequency	% of total	% of valid
Valid	0	no	33	0.22%	89.19%
	1	yes	4	0.03%	10.81%
Total			37	0.25%	100%
Missing	7	legitimate skip	14701	99.75%	
	Total		14,701	99.75%	

Valid	Invalid	Minimum	Maximum
37	14701	0	1

H2NR26D3 - S25Q26D PARTNR3-PUERTO RICAN-W2

Type	Code
Measurement Unit	numeric

H2NR26D3	26D3. 3rd NR Partner: What is {INITIALS}'s Hispanic or Latino background? You may choose more than one answer. Puerto Rican
----------	--

			Frequency	% of total	% of valid
Valid	0	no	33	0.22%	89.19%
	1	yes	4	0.03%	10.81%
		Total	37	0.25%	100%
Missing	7	legitimate skip	14701	99.75%	
	Total		14,701	99.75%	

Valid	Invalid	Minimum	Maximum
37	14701	0	1

H2NR26E3 - S25Q26E PARTNR3-CENTRAL/S AMERICAN-W2

Type	Code
Measurement Unit	numeric
H2NR26E3	26E3. 3rd NR Partner: What is {INITIALS}'s Hispanic or Latino background? You may choose more than one answer. Central/South American

			Frequency	% of total	% of valid
Valid	0	no	34	0.23%	91.89%
	1	yes	3	0.02%	8.11%
		Total	37	0.25%	100%
Missing	7	legitimate skip	14701	99.75%	
	Total		14,701	99.75%	

Valid	Invalid	Minimum	Maximum
37	14701	0	1

H2NR26F3 - S25Q26F PARTNR3-OTHER HISPANIC-W2

Type	Code
Measurement Unit	numeric
H2NR26F3	26F3. 3rd NR Partner: What is {INITIALS}'s Hispanic or Latino background? You may choose more than one answer. other Hispanic

			Frequency	% of total	% of valid
Valid	0	no	34	0.23%	91.89%
	1	yes	3	0.02%	8.11%
		Total	37	0.25%	100%
Missing	7	legitimate skip	14701	99.75%	

		Total	14,701	99.75%	
--	--	-------	--------	--------	--

Valid	Invalid	Minimum	Maximum
37	14701	0	1

Type	Code
Measurement Unit	numeric
H2NR27A3	27A3. 3rd NR Partner: What is {INITIALS}'s race? If {INITIALS} is of mixed race, you may choose more than one answer. white

			Frequency	% of total	% of valid
Valid	0	not marked	89	0.6%	46.84%
	1	marked	101	0.69%	53.16%
		Total	190	1.29%	100%
Missing	6	refused	6	0.04%	
	7	legitimate skip	14534	98.62%	
	8	don't know	8	0.05%	
		Total	14,548	98.71%	

Valid	Invalid	Minimum	Maximum
190	14548	0	1

Type	Code
Measurement Unit	numeric
H2NR27B3	27B3. 3rd NR Partner: What is {INITIALS}'s race? If {INITIALS} is of mixed race, you may choose more than one answer. black or African American

			Frequency	% of total	% of valid
Valid	0	not marked	130	0.88%	68.42%
	1	marked	60	0.41%	31.58%
		Total	190	1.29%	100%
Missing	6	refused	6	0.04%	
	7	legitimate skip	14534	98.62%	
	8	don't know	8	0.05%	
		Total	14,548	98.71%	


Valid	Invalid	Minimum	Maximum
190	14548	0	1

 H2NR27C3 - S25Q27C PARTNR3-AMERICAN INDIAN-W2

Type	Code
Measurement Unit	numeric
H2NR27C3	27C3. 3rd NR Partner: What is {INITIALS}'s race? If {INITIALS} is of mixed race, you may choose more than one answer. American Indian or Native American

			Frequency	% of total	% of valid
Valid	0	not marked	188	1.28%	98.95%
	1	marked	2	0.01%	1.05%
Total			190	1.29%	100%
Missing	6	not marked	6	0.04%	
	7	legitimate skip	14534	98.62%	
	8	don't know	8	0.05%	
Total			14,548	98.71%	

Valid	Invalid	Minimum	Maximum
190	14548	0	1

 H2NR27D3 - S25Q27D PARTNR3-ASIAN-W2

Type	Code
Measurement Unit	numeric
H2NR27D3	27D3. 3rd NR Partner: What is {INITIALS}'s race? If {INITIALS} is of mixed race, you may choose more than one answer. Asian or Pacific Islander

			Frequency	% of total	% of valid
Valid	0	not marked	185	1.26%	97.37%
	1	marked	5	0.03%	2.63%
Total			190	1.29%	100%
Missing	6	refused	6	0.04%	
	7	legitimate skip	14534	98.62%	
	8	don't know	8	0.05%	
Total			14,548	98.71%	

Valid	Invalid	Minimum	Maximum
190	14548	0	1

 H2NR27E3 - S25Q27E PARTNR3-OTHER-W2

Type	Code
Measurement Unit	numeric

H2NR27E3	27E3. 3rd NR Partner: What is {INITIALS}'s race? If {INITIALS} is of mixed race, you may choose more than one answer. other
----------	---

			Frequency	% of total	% of valid
Valid	0	not marked	165	1.12%	86.84%
	1	marked	25	0.17%	13.16%
Total			190	1.29%	100%
Missing	6	refused	6	0.04%	
	7	legitimate skip	14534	98.62%	
	8	don't know	8	0.05%	
Total			14,548	98.71%	

Valid	Invalid	Minimum	Maximum
190	14548	0	1

H2NR28A3 - S25Q28A PARTNR3-CHINESE-W2

Type	Code
Measurement Unit	numeric
H2NR28A3	28A3. 3rd NR Partner: What is {INITIALS}'s Asian background? You may choose more than one answer. Chinese

			Frequency	% of total	% of valid
Valid	0	not marked	5	0.03%	100%
	Total		5	0.03%	100%
Missing	7	legitimate skip	14733	99.97%	
	Total		14,733	99.97%	

Valid	Invalid	Minimum	Maximum
5	14733	0	0

H2NR28B3 - S25Q28B PARTNR3-FILIPINO-W2

Type	Code
Measurement Unit	numeric
H2NR28B3	28B3. 3rd NR Partner: What is {INITIALS}'s Asian background? You may choose more than one answer. Filipino

			Frequency	% of total	% of valid
Valid	1	marked	5	0.03%	100%
	Total		5	0.03%	100%
Missing	7	legitimate skip	14733	99.97%	

		Total	14,733	99.97%	
--	--	-------	--------	--------	--

Valid	Invalid	Minimum	Maximum
5	14733	1	1

H2NR28C3 - S25Q28C PARTNR3-JAPANESE-W2

Type	Code
Measurement Unit	numeric
H2NR28C3	28C3. 3rd NR Partner: What is {INITIALS}'s Asian background? You may choose more than one answer. Japanese

			Frequency	% of total	% of valid
Valid	0	not marked	5	0.03%	100%
		Total	5	0.03%	100%
Missing	7	legitimate skip	14733	99.97%	
		Total	14,733	99.97%	

Valid	Invalid	Minimum	Maximum
5	14733	0	0

H2NR28D3 - S25Q28D PARTNR3-ASIAN INDIAN-W2

Type	Code
Measurement Unit	numeric
H2NR28D3	28D3. 3rd NR Partner: What is {INITIALS}'s Asian background? You may choose more than one answer. Asian Indian

			Frequency	% of total	% of valid
Valid	0	not marked	5	0.03%	100%
		Total	5	0.03%	100%
Missing	7	legitimate skip	14733	99.97%	
		Total	14,733	99.97%	

Valid	Invalid	Minimum	Maximum
5	14733	0	0

H2NR28E3 - S25Q28E PARTNR3-KOREAN-W2

Type	Code
Measurement Unit	numeric

H2NR28E3	28E3. 3rd NR Partner: What is {INITIALS}'s Asian background? You may choose more than one answer. Korean
----------	--

			Frequency	% of total	% of valid
Valid	0	not marked	5	0.03%	100%
		Total	5	0.03%	100%
Missing	7	legitimate skip	14733	99.97%	
		Total	14,733	99.97%	

Valid	Invalid	Minimum	Maximum
5	14733	0	0

H2NR28F3 - S25Q28F PARTNR3-VIETNAMESE-W2

Type	Code
Measurement Unit	numeric
H2NR28F3	28F3. 3rd NR Partner: What is {INITIALS}'s Asian background? You may choose more than one answer. Vietnamese

			Frequency	% of total	% of valid
Valid	0	not marked	5	0.03%	100%
		Total	5	0.03%	100%
Missing	7	legitimate skip	14733	99.97%	
		Total	14,733	99.97%	

Valid	Invalid	Minimum	Maximum
5	14733	0	0

H2NR28G3 - S25Q28G PARTNR3-OTHER-W2

Type	Code
Measurement Unit	numeric
H2NR28G3	28G3. 3rd NR Partner: What is {INITIALS}'s Asian background? You may choose more than one answer. other

			Frequency	% of total	% of valid
Valid	0	not marked	5	0.03%	100%
		Total	5	0.03%	100%
Missing	7	legitimate skip	14733	99.97%	
		Total	14,733	99.97%	

Valid	Invalid	Minimum	Maximum

5	14733	0	0
---	-------	---	---

Type	Code
Measurement Unit	numeric
H2NR29A3	29A3. 3rd NR Partner: Before you first had sex with {INITIALS}, in what ways did you know each other? If you knew {INITIALS} in more than one way, choose more than one answer. You went to the same school.

			Frequency	% of total	% of valid
Valid	0	not marked	122	0.83%	64.21%
	1	marked	68	0.46%	35.79%
		Total	190	1.29%	100%
Missing	6	refused	6	0.04%	
	7	legitimate skip	14534	98.62%	
	8	don't know	8	0.05%	
		Total	14,548	98.71%	

Valid	Invalid	Minimum	Maximum
190	14548	0	1

Type	Code
Measurement Unit	numeric
H2NR29B3	29B3. 3rd NR Partner: Before you first had sex with {INITIALS}, in what ways did you know each other? If you knew {INITIALS} in more than one way, choose more than one answer. You went to the same church, synagogue, or place of worship.

			Frequency	% of total	% of valid
Valid	0	not marked	180	1.22%	94.74%
	1	marked	10	0.07%	5.26%
		Total	190	1.29%	100%
Missing	6	refused	6	0.04%	
	7	legitimate skip	14534	98.62%	
	8	don't know	8	0.05%	
		Total	14,548	98.71%	

Valid	Invalid	Minimum	Maximum
190	14548	0	1

 H2NR29C3 - S25Q29C PARTNR3-NEIGHBOR-W2

Type	Code
Measurement Unit	numeric
H2NR29C3	29C3. 3rd NR Partner: Before you first had sex with {INITIALS}, in what ways did you know each other? If you knew {INITIALS} in more than one way, choose more than one answer. You were neighbors.

			Frequency	% of total	% of valid
Valid	0	not marked	180	1.22%	94.74%
	1	marked	10	0.07%	5.26%
	Total		190	1.29%	100%
Missing	6	refused	6	0.04%	
	7	legitimate skip	14534	98.62%	
	8	don't know	8	0.05%	
	Total		14,548	98.71%	

Valid	Invalid	Minimum	Maximum
190	14548	0	1

 H2NR29D3 - S25Q29D PARTNR3-CASUAL ACQUAINT-W2

Type	Code
Measurement Unit	numeric
H2NR29D3	29D3. 3rd NR Partner: Before you first had sex with {INITIALS}, in what ways did you know each other? If you knew {INITIALS} in more than one way, choose more than one answer. You were casual acquaintances.

			Frequency	% of total	% of valid
Valid	0	not marked	152	1.03%	80%
	1	marked	38	0.26%	20%
	Total		190	1.29%	100%
Missing	6	refused	6	0.04%	
	7	legitimate skip	14534	98.62%	
	8	don't know	8	0.05%	
	Total		14,548	98.71%	

Valid	Invalid	Minimum	Maximum
190	14548	0	1

 H2NR29E3 - S25Q29E PARTNR3-FRIENDS-W2

Type	Code
Measurement Unit	numeric
H2NR29E3	29E3. 3rd NR Partner: Before you first had sex with {INITIALS}, in what ways did you know each other? If you knew {INITIALS} in more than one way, choose more than one answer. You were friends.

			Frequency	% of total	% of valid
Valid	0	not marked	124	0.84%	65.26%
	1	marked	66	0.45%	34.74%
Total			190	1.29%	100%
Missing	6	refused	6	0.04%	
	7	legitimate skip	14534	98.62%	
	8	don't know	8	0.05%	
Total			14,548	98.71%	

Valid	Invalid	Minimum	Maximum
190	14548	0	1

H2NR29F3 - S25Q29F PARTNR3-MUTUAL FRIEND-W2

Type	Code
Measurement Unit	numeric
H2NR29F3	29F3. 3rd NR Partner: Before you first had sex with {INITIALS}, in what ways did you know each other? If you knew {INITIALS} in more than one way, choose more than one answer. {INITIALS} was a friend of another friend of yours.

			Frequency	% of total	% of valid
Valid	0	not marked	134	0.91%	70.53%
	1	marked	56	0.38%	29.47%
Total			190	1.29%	100%
Missing	6	refused	6	0.04%	
	7	legitimate skip	14534	98.62%	
	8	don't know	8	0.05%	
Total			14,548	98.71%	

Valid	Invalid	Minimum	Maximum
190	14548	0	1

H2NR29G3 - S25Q29G PARTNR3-SOME OTHER WAY-W2

Type	Code
------	------

Measurement Unit	numeric
H2NR29G3	29G3. 3rd NR Partner: Before you first had sex with {INITIALS}, in what ways did you know each other? If you knew {INITIALS} in more than one way, choose more than one answer. some other way

			Frequency	% of total	% of valid
Valid	0	not marked	163	1.11%	85.79%
	1	marked	27	0.18%	14.21%
	Total		190	1.29%	100%
Missing	6	refused	6	0.04%	
	7	legitimate skip	14534	98.62%	
	8	don't know	8	0.05%	
	Total		14,548	98.71%	

Valid	Invalid	Minimum	Maximum
190	14548	0	1

H2NR29H3 - S25Q29H PARTNR3-STRANGER BEF SEX-W2

Type	Code
Measurement Unit	numeric
H2NR29H3	29H3. 3rd NR Partner: Before you first had sex with {INITIALS}, in what ways did you know each other? If you knew {INITIALS} in more than one way, choose more than one answer. You did not know {INITIALS} before you had sex. {INITIALS} was a stranger.

			Frequency	% of total	% of valid
Valid	0	not marked	176	1.19%	92.63%
	1	marked	14	0.09%	7.37%
	Total		190	1.29%	100%
Missing	6	refused	6	0.04%	
	7	legitimate skip	14534	98.62%	
	8	don't know	8	0.05%	
	Total		14,548	98.71%	

Valid	Invalid	Minimum	Maximum
190	14548	0	1

H2NR30_3 - S25Q30 PARTNR3-RESIDENCE LOCATION-W2

Type	Code
Measurement Unit	numeric

H2NR30_3	30_3. 3rd NR Partner: When you had sex with {INITIALS} most recently, where did {HE/SHE} live?
----------	--

			Frequency	% of total	% of valid
Valid	1	in your neighborhood	56	0.38%	29.63%
	2	not in your neighborhood	133	0.9%	70.37%
Total			189	1.28%	100%
Missing	6	refused	7	0.05%	
	7	legitimate skip	14534	98.62%	
	8	don't know	8	0.05%	
Total			14,549	98.72%	

Valid	Invalid	Minimum	Maximum
189	14549	1	2

H2NR31_3 - S25Q31 PARTNR3-INSULT YOU IN PUBLIC-W2

Type	Code
Measurement Unit	numeric
H2NR31_3	31_3. 3rd NR Partner: Did {INITIALS} call you names, insult you, or treat you disrespectfully in front of others?

			Frequency	% of total	% of valid
Valid	0	no	184	1.25%	96.34%
	1	yes	7	0.05%	3.66%
Total			191	1.3%	100%
Missing	6	refused	6	0.04%	
	7	legitimate skip	14534	98.62%	
	8	don't know	7	0.05%	
Total			14,547	98.7%	

Valid	Invalid	Minimum	Maximum
191	14547	0	1

H2NR32M3 - S25Q32 PARTNR3-MONTH FIRST OCCURRED-W2

Type	Code
Measurement Unit	numeric
H2NR32M3	32M3. 3rd NR Partner: In what month [and year] did {INITIALS} first do this?

			Frequency	% of total	% of valid
--	--	--	-----------	------------	------------

Valid	2	February	2	0.01%	33.33%
	3	March	2	0.01%	33.33%
	4	April	1	0.01%	16.67%
	5	May	1	0.01%	16.67%
		Total	6	0.04%	100%
Missing	97	legitimate skip	14731	99.95%	
	98	don't know	1	0.01%	
		Total	14,732	99.96%	

Valid	Invalid	Minimum	Maximum
6	14732	2	5

Type	Code
Measurement Unit	numeric
H2NR32Y3	32Y3. 3rd NR Partner: In what [month and] year did {INITIALS} first do this?

			Frequency	% of total	% of valid
Valid	94	1994	2	0.01%	33.33%
	95	1995	1	0.01%	16.67%
	96	1996	3	0.02%	50%
		Total	6	0.04%	100%
Missing	997	legitimate skip	14731	99.95%	
	998	don't know	1	0.01%	
		Total	14,732	99.96%	

Valid	Invalid	Minimum	Maximum
6	14732	94	96

Type	Code
Measurement Unit	numeric
H2NR33_3	33_3. 3rd NR Partner: Did {INITIALS} swear at you?

			Frequency	% of total	% of valid
Valid	0	no	183	1.24%	95.81%
	1	yes	8	0.05%	4.19%
		Total	191	1.3%	100%

Missing	6	refused	6	0.04%	
	7	legitimate skip	14534	98.62%	
	8	don't know	7	0.05%	
		Total	14,547	98.7%	

Valid	Invalid	Minimum	Maximum
191	14547	0	1

Type	Code
Measurement Unit	numeric
H2NR34M3	34M3. 3rd NR Partner: In what month [and year] did {INITIALS} first do this?

			Frequency	% of total	% of valid
Valid	2	February	2	0.01%	28.57%
	3	March	2	0.01%	28.57%
	4	April	1	0.01%	14.29%
	5	May	1	0.01%	14.29%
	6	June	1	0.01%	14.29%
		Total		7	0.05%
Missing	97	legitimate skip	14730	99.95%	
	98	don't know	1	0.01%	
		Total	14,731	99.95%	

Valid	Invalid	Minimum	Maximum
7	14731	2	6

Type	Code
Measurement Unit	numeric
H2NR34Y3	34Y3. 3rd NR Partner: In what [month and] year did {INITIALS} first do this?

			Frequency	% of total	% of valid
Valid	90	1990	1	0.01%	14.29%
	94	1994	2	0.01%	28.57%
	96	1996	4	0.03%	57.14%
		Total		7	0.05%
Missing	997	legitimate skip	14730	99.95%	
	998	don't know	1	0.01%	
		Total	14,731	99.95%	

Valid	Invalid	Minimum	Maximum
7	14731	90	96

H2NR35_3 - S25Q35 PARTNR3-THREATEN WITH VIOLENCE-W2

Type	Code
Measurement Unit	numeric
H2NR35_3	35_3. 3rd NR Partner: Did {INITIALS} threaten you with violence?

			Frequency	% of total	% of valid
Valid	0	no	190	1.29%	99.48%
	1	yes	1	0.01%	0.52%
	Total		191	1.3%	100%
Missing	6	refused	7	0.05%	
	7	legitimate skip	14534	98.62%	
	8	don't know	6	0.04%	
	Total		14,547	98.7%	

Valid	Invalid	Minimum	Maximum
191	14547	0	1

H2NR36M3 - S25Q36 PARTNR3-MONTH FIRST OCCURRED-W2

Type	Code
Measurement Unit	numeric
H2NR36M3	36M3. 3rd NR Partner: In what month [and year] did {INITIALS} first do this?

			Frequency	% of total	% of valid
Valid	4	April	1	0.01%	100%
	Total		1	0.01%	100%
Missing	97	legitimate skip	14737	99.99%	
	Total		14,737	99.99%	

Valid	Invalid	Minimum	Maximum
1	14737	4	4

H2NR36Y3 - S25Q36 PARTNR3-YEAR FIRST OCCURRED-W2

Type	Code
Measurement Unit	numeric
H2NR36Y3	36Y3. 3rd NR Partner: In what [month and] year did {INITIALS} first do this?

			Frequency	% of total	% of valid
--	--	--	-----------	------------	------------

Valid	96	1996	1	0.01%	100%
		Total	1	0.01%	100%
Missing	997	legitimate skip	14737	99.99%	
		Total	14,737	99.99%	

Valid	Invalid	Minimum	Maximum
1	14737	96	96

H2NR37_3 - S25Q37 PARTNR3-PUSH/SHOVE YOU-W2

Type	Code
Measurement Unit	numeric
H2NR37_3	37_3. 3rd NR Partner: Did {INITIALS} push or shove you?

			Frequency	% of total	% of valid
Valid	0	no	185	1.26%	96.86%
	1	yes	6	0.04%	3.14%
		Total	191	1.3%	100%
Missing	6	refused	7	0.05%	
	7	legitimate skip	14534	98.62%	
	8	don't know	6	0.04%	
		Total	14,547	98.7%	

Valid	Invalid	Minimum	Maximum
191	14547	0	1

H2NR38M3 - S25Q38 PARTNR3-MONTH FIRST OCCURRED-W2

Type	Code
Measurement Unit	numeric
H2NR38M3	38M3. 3rd NR Partner: In what month [and year] did {INITIALS} first do this?

			Frequency	% of total	% of valid
Valid	4	April	3	0.02%	75%
	7	July	1	0.01%	25%
		Total	4	0.03%	100%
Missing	97	legitimate skip	14732	99.96%	
	98	don't know	2	0.01%	
		Total	14,734	99.97%	

Valid	Invalid	Minimum	Maximum
4	14734	4	7

 H2NR38Y3 - S25Q38 PARTNR3-YEAR FIRST OCCURRED-W2

Type	Code
Measurement Unit	numeric
H2NR38Y3	38Y3. 3rd NR Partner: In what [month and] year did {INITIALS} first do this?

			Frequency	% of total	% of valid
Valid	95	1995	3	0.02%	60%
	96	1996	2	0.01%	40%
Total			5	0.03%	100%
Missing	997	legitimate skip	14732	99.96%	
	998	don't know	1	0.01%	
Total			14,733	99.97%	

Valid	Invalid	Minimum	Maximum
5	14733	95	96

 H2NR39_3 - S25Q39 PARTNR3-THROW SOMETHING AT YOU-W2

Type	Code
Measurement Unit	numeric
H2NR39_3	39_3. 3rd NR Partner: Did {INITIALS} throw something at you that could hurt you?

			Frequency	% of total	% of valid
Valid	0	no	189	1.28%	99.47%
	1	yes	1	0.01%	0.53%
Total			190	1.29%	100%
Missing	6	refused	8	0.05%	
	7	legitimate skip	14534	98.62%	
	8	don't know	6	0.04%	
Total			14,548	98.71%	

Valid	Invalid	Minimum	Maximum
190	14548	0	1

 H2NR40M3 - S25Q40 PARTNR3-MONTH FIRST OCCURRED-W2

Type	Code
Measurement Unit	numeric
H2NR40M3	40M3. 3rd NR Partner: In what month [and year] did {INITIALS} first do this?

			Frequency	% of total	% of valid
Valid	3	March	1	0.01%	100%
		Total	1	0.01%	100%
Missing	97	legitimate skip	14737	99.99%	
		Total	14,737	99.99%	

Valid	Invalid	Minimum	Maximum
1	14737	3	3

H2NR40Y3 - S25Q40 PARTNR3-YEAR FIRST OCCURRED-W2

Type	Code
Measurement Unit	numeric
H2NR40Y3	40Y3. 3rd NR Partner: In what [month and] year did {INITIALS} first do this?

			Frequency	% of total	% of valid
Valid	95	1995	1	0.01%	100%
		Total	1	0.01%	100%
Missing	997	legitimate skip	14737	99.99%	
		Total	14,737	99.99%	

Valid	Invalid	Minimum	Maximum
1	14737	95	95

H2NR41_3 - S25Q41 PARTNR3-HAD SEX-W2

Type	Code
Measurement Unit	numeric
H2NR41_3	41_3. 3rd NR Partner: Have you had sexual intercourse with {INITIALS}?

			Frequency	% of total	% of valid
Valid	0	no	76	0.52%	41.53%
	1	yes	107	0.73%	58.47%
		Total	183	1.24%	100%
Missing	6	refused	7	0.05%	
	7	legitimate skip	14542	98.67%	
	8	don't know	6	0.04%	
		Total	14,555	98.76%	

Valid	Invalid	Minimum	Maximum
183	14555	0	1

 H2NR42M3 - S25Q42M PARTNR3-MO FIRST HAD SEX-W2

Type	Code
Measurement Unit	numeric
H2NR42M3	42M3. 3rd NR Partner: In what month [and year] did you first have sexual intercourse with {INITIALS}?

			Frequency	% of total	% of valid
Valid	1	January	6	0.04%	7.32%
	2	February	10	0.07%	12.2%
	3	March	8	0.05%	9.76%
	4	April	18	0.12%	21.95%
	5	May	12	0.08%	14.63%
	6	June	7	0.05%	8.54%
	7	July	6	0.04%	7.32%
	8	August	1	0.01%	1.22%
	9	September	7	0.05%	8.54%
	10	October	2	0.01%	2.44%
	11	November	3	0.02%	3.66%
	12	December	2	0.01%	2.44%
		Total	82	0.56%	100%
Missing	96	refused	4	0.03%	
	97	legitimate skip	14631	99.27%	
	98	don't know	21	0.14%	
		Total	14,656	99.44%	

Valid	Invalid	Minimum	Maximum
82	14656	1	12

 H2NR42Y3 - S25Q42Y PARTNR3-YR FIRST HAD SEX-W2

Type	Code
Measurement Unit	numeric
H2NR42Y3	42Y3. 3rd NR Partner: In what [month and] year did you first have sexual intercourse with {INITIALS}?

			Frequency	% of total	% of valid
Valid	90	1990	2	0.01%	2.27%
	94	1994	7	0.05%	7.95%
	95	1995	28	0.19%	31.82%
	96	1996	51	0.35%	57.95%
		Total	88	0.6%	100%

Missing	996	refused	4	0.03%	
	997	legitimate skip	14631	99.27%	
	998	don't know	15	0.1%	
		Total	14,650	99.4%	

Valid	Invalid	Minimum	Maximum
88	14650	90	96

Type	Code
Measurement Unit	numeric
H2NR43M3	43M3. 3rd NR Partner: In what month [and year] did you have sexual intercourse with {INITIALS} most recently?

			Frequency	% of total	% of valid
Valid	1	January	4	0.03%	4.82%
	2	February	7	0.05%	8.43%
	3	March	10	0.07%	12.05%
	4	April	17	0.12%	20.48%
	5	May	21	0.14%	25.3%
	6	June	8	0.05%	9.64%
	7	July	4	0.03%	4.82%
	8	August	1	0.01%	1.2%
	9	September	4	0.03%	4.82%
	10	October	2	0.01%	2.41%
	11	November	2	0.01%	2.41%
	12	December	3	0.02%	3.61%
		Total	83	0.56%	100%
Missing	96	refused	4	0.03%	
	97	legitimate skip	14631	99.27%	
	98	don't know	20	0.14%	
	Total	14,655	99.44%		

Valid	Invalid	Minimum	Maximum
83	14655	1	12

Type	Code
Measurement Unit	numeric
H2NR43Y3	43Y3. 3rd NR Partner: In what [month and] year did you have sexual intercourse with {INITIALS} most recently?

			Frequency	% of total	% of valid
Valid	94	1994	6	0.04%	6.74%
	95	1995	20	0.14%	22.47%
	96	1996	63	0.43%	70.79%
		Total	89	0.6%	100%
Missing	996	refused	4	0.03%	
	997	legitimate skip	14631	99.27%	
	998	don't know	14	0.09%	
		Total	14,649	99.4%	

Valid	Invalid	Minimum	Maximum
89	14649	94	96

Type	Code
Measurement Unit	numeric
H2NR44_3	44_3. 3rd NR Partner: Did you and {INITIALS} have intercourse once, or more than once?

			Frequency	% of total	% of valid
Valid	1	once	47	0.32%	61.84%
	2	more than once	29	0.2%	38.16%
		Total	76	0.52%	100%
Missing	7	legitimate skip	14662	99.48%	
		Total	14,662	99.48%	

Valid	Invalid	Minimum	Maximum
76	14662	1	2

Type	Code
Measurement Unit	numeric
H2NR45_3	45_3. 3rd NR Partner: Did either of you use any method of birth control?

			Frequency	% of total	% of valid
Valid	0	no	15	0.1%	31.91%
	1	yes	32	0.22%	68.09%
		Total	47	0.32%	100%
Missing	7	legitimate skip	14691	99.68%	
		Total	14,691	99.68%	

Valid	Invalid	Minimum	Maximum
47	14691	0	1

H2NR46A3 - S25Q46A PARTNR3-METHOD 1-W2

Type	Code
Measurement Unit	numeric
H2NR46A3	46A3. 3rd NR Partner: What method of birth control did you or your partner use? If more than one method was used, you should choose more than one answer.

			Frequency	% of total	% of valid
Valid	1	condoms (rubbers)	22	0.15%	75.86%
	2	withdrawal	3	0.02%	10.34%
	4	birth control pills	2	0.01%	6.9%
	10	ring	1	0.01%	3.45%
	11	Depo Provera	1	0.01%	3.45%
		Total	29	0.2%	100%
Missing	.	missing	3	0.02%	
	97	legitimate skip	14706	99.78%	
		Total	14,709	99.8%	

Valid	Invalid	Minimum	Maximum
29	14709	1	11

H2NR46B3 - S25Q46B PARTNR3-METHOD 2-W2

Type	Code
Measurement Unit	numeric
H2NR46B3	46B3. 3rd NR Partner: What other method of birth control did you or your partner use?

			Frequency	% of total	% of valid
Valid	1	condoms (rubbers)	2	0.01%	6.9%
	2	withdrawal	2	0.01%	6.9%
	4	birth control pills	2	0.01%	6.9%
	14	no other method	23	0.16%	79.31%
		Total	29	0.2%	100%
Missing	.	missing	3	0.02%	
	97	legitimate skip	14706	99.78%	
		Total	14,709	99.8%	

Valid	Invalid	Minimum	Maximum

29	14709	1	14
----	-------	---	----

Type	Code
Measurement Unit	numeric
H2NR46C3	46C3. 3rd NR Partner: What other method of birth control did you or your partner use?

			Frequency	% of total	% of valid
Valid	14	no other method	6	0.04%	100%
		Total	6	0.04%	100%
Missing	.	missing	3	0.02%	
	97	legitimate skip	14729	99.94%	
		Total	14,732	99.96%	

Valid	Invalid	Minimum	Maximum
6	14732	14	14

Type	Code
Measurement Unit	numeric
H2NR47_3	47_3. 3rd NR Partner: Was a condom used when you had sexual intercourse with {INITIALS}?

			Frequency	% of total	% of valid	
Valid	0	no	18	0.12%	78.26%	
		1	yes	5	0.03%	21.74%
		Total	23	0.16%	100%	
Missing	7	legitimate skip	14715	99.84%		
		Total	14,715	99.84%		

Valid	Invalid	Minimum	Maximum
23	14715	0	1

Type	Code
Measurement Unit	numeric
H2NR48_3	48_3. 3rd NR Partner: During that month when you and {INITIALS} had sexual intercourse, did either of you ever use any method of birth control?

			Frequency	% of total	% of valid
Valid	0	no	11	0.07%	39.29%
	1	yes	17	0.12%	60.71%
		Total	28	0.19%	100%
Missing	6	refused	1	0.01%	
	7	legitimate skip	14709	99.8%	
		Total	14,710	99.81%	

Valid	Invalid	Minimum	Maximum
28	14710	0	1

H2NR49_3 - S25Q49 PARTNR3-BIRTHCONTROL ALWAYS-W2

Type	Code
Measurement Unit	numeric
H2NR49_3	49_3. 3rd NR Partner: Did one or the other of you use some method of birth control every time you and {INITIALS} had sexual intercourse?

			Frequency	% of total	% of valid
Valid	0	no	3	0.02%	17.65%
	1	yes	14	0.09%	82.35%
		Total	17	0.12%	100%
Missing	7	legitimate skip	14721	99.88%	
			Total	14,721	99.88%

Valid	Invalid	Minimum	Maximum
17	14721	0	1

H2NR50A3 - S25Q50A PARTNR3-METHOD 1-W2

Type	Code
Measurement Unit	numeric
H2NR50A3	50A3. 3rd NR Partner: What method of birth control did you or your partner use?

			Frequency	% of total	% of valid
Valid	1	condoms (rubbers)	13	0.09%	92.86%
	4	birth control pills	1	0.01%	7.14%
		Total	14	0.09%	100%
Missing	.	missing	3	0.02%	
	97	legitimate skip	14721	99.88%	
		Total	14,724	99.91%	

Valid	Invalid	Minimum	Maximum
14	14724	1	4

Type	Code
Measurement Unit	numeric
H2NR50B3	50B3. 3rd NR Partner: What other method of birth control did you or your partner use?

			Frequency	% of total	% of valid
Valid	2	withdrawal	4	0.03%	28.57%
	4	birth control pills	1	0.01%	7.14%
	14	no other method	9	0.06%	64.29%
		Total	14	0.09%	100%
Missing	.	missing	3	0.02%	
	97	legitimate skip	14721	99.88%	
		Total	14,724	99.91%	

Valid	Invalid	Minimum	Maximum
14	14724	2	14

Type	Code
Measurement Unit	numeric
H2NR50C3	50C3. 3rd NR Partner: What other method of birth control did you or your partner use?

			Frequency	% of total	% of valid
Valid	14	no other method	5	0.03%	100%
		Total	5	0.03%	100%
Missing	.	missing	3	0.02%	
	97	legitimate skip	14730	99.95%	
		Total	14,733	99.97%	

Valid	Invalid	Minimum	Maximum
5	14733	14	14

Type	Code
Measurement Unit	numeric

H2NR51_3	51_3. 3rd NR Partner: Was a condom ever used when you had sexual intercourse with {INITIALS}?
----------	---

			Frequency	% of total	% of valid
Valid	0	no	11	0.07%	68.75%
	1	yes	5	0.03%	31.25%
		Total	16	0.11%	100%
Missing	7	legitimate skip	14722	99.89%	
		Total	14,722	99.89%	

Valid	Invalid	Minimum	Maximum
16	14722	0	1

H2NR52_3 - S25Q52 PARTNR3->1 BIRTHCONTROL-W2

Type	Code
Measurement Unit	numeric
H2NR52_3	52_3. 3rd NR Partner: Did you and {INITIALS} use more than one birth control method at the same time, or did you use these methods at different times?

			Frequency	% of total	% of valid
Valid	1	we used more than one method at the same time	2	0.01%	25%
	2	we used only one method at a time, but the method we choose was different from time to time	3	0.02%	37.5%
	3	sometimes we used only one method, and sometimes we used more than one	3	0.02%	37.5%
		Total	8	0.05%	100%
Missing	7	legitimate skip	14730	99.95%	
		Total	14,730	99.95%	

Valid	Invalid	Minimum	Maximum
8	14730	1	3

H2NR53_3 - S25Q53 PARTNR3-EVER USE BIRTHCONTROL-W2

Type	Code
Measurement Unit	numeric
H2NR53_3	53_3. 3rd NR Partner: Between {FIRST DATE} and {LAST DATE}, when you and {INITIALS} had sexual intercourse, did either of you ever use any method of birth control?

			Frequency	% of total	% of valid
Valid	0	no	11	0.07%	35.48%
	1	yes	20	0.14%	64.52%
		Total	31	0.21%	100%
Missing	7	legitimate skip	14707	99.79%	
	Total		14,707	99.79%	

Valid	Invalid	Minimum	Maximum
31	14707	0	1

Type	Code
Measurement Unit	numeric
H2NR54_3	54_3. 3rd NR Partner: Throughout these months, did one or the other of you use some method of birth control every time you and {INITIALS} had sexual intercourse?

			Frequency	% of total	% of valid
Valid	0	no	3	0.02%	15%
	1	yes	17	0.12%	85%
		Total	20	0.14%	100%
Missing	7	legitimate skip	14718	99.86%	
	Total		14,718	99.86%	

Valid	Invalid	Minimum	Maximum
20	14718	0	1

Type	Code
Measurement Unit	numeric
H2NR55A3	55A3. 3rd NR Partner: What method of birth control did you or your partner use? If more than one method was used, you should choose more than one answer.

			Frequency	% of total	% of valid
Valid	1	condoms (rubbers)	14	0.09%	87.5%
	4	birth control pills	1	0.01%	6.25%
	11	Depo Provera	1	0.01%	6.25%
		Total	16	0.11%	100%

Missing	.	missing	4	0.03%	
	97	legitimate skip	14718	99.86%	
		Total	14,722	99.89%	

Valid	Invalid	Minimum	Maximum
16	14722	1	11

Type	Code
Measurement Unit	numeric
H2NR55B3	55B3. 3rd NR Partner: What other method of birth control did you or your partner use?

			Frequency	% of total	% of valid
Valid	2	withdrawal	3	0.02%	18.75%
	4	birth control pills	1	0.01%	6.25%
	6	foam, jelly, creme, suppositories	1	0.01%	6.25%
	13	some other method	2	0.01%	12.5%
	14	no other method	9	0.06%	56.25%
		Total	16	0.11%	100%
Missing	.	missing	4	0.03%	
	97	legitimate skip	14718	99.86%	
		Total	14,722	99.89%	

Valid	Invalid	Minimum	Maximum
16	14722	2	14

Type	Code
Measurement Unit	numeric
H2NR55C3	55C3. 3rd NR Partner: What other method of birth control did you or your partner use?

			Frequency	% of total	% of valid
Valid	4	birth control pills	2	0.01%	28.57%
	13	some other method	1	0.01%	14.29%
	14	no other method	4	0.03%	57.14%
		Total	7	0.05%	100%
Missing	.	missing	4	0.03%	
	97	legitimate skip	14727	99.93%	

		Total	14,731	99.95%	
--	--	-------	--------	--------	--

Valid	Invalid	Minimum	Maximum
7	14731	4	14

Type	Code
Measurement Unit	numeric
H2NR56_3	56_3. 3rd NR Partner: Was a condom ever used when you had sexual intercourse with {INITIALS}?

			Frequency	% of total	% of valid
Valid	0	no	8	0.05%	47.06%
	1	yes	9	0.06%	52.94%
		Total	17	0.12%	100%
Missing	7	legitimate skip	14721	99.88%	
		Total	14,721	99.88%	

Valid	Invalid	Minimum	Maximum
17	14721	0	1

Type	Code
Measurement Unit	numeric
H2NR57_3	57_3. 3rd NR Partner: Did you and {INITIALS} use more than one method of birth control at the same time, or did you use these methods at different times?

			Frequency	% of total	% of valid
Valid	1	we used more than one method at the same time	4	0.03%	36.36%
	2	we used only one method at a time, but the method we choose was different from time to time	6	0.04%	54.55%
	3	sometimes we used only one method, and sometimes we used more than one	1	0.01%	9.09%
		Total	11	0.07%	100%
Missing	7	legitimate skip	14727	99.93%	
		Total	14,727	99.93%	

Valid	Invalid	Minimum	Maximum
11	14727	1	3

H2NR58_3 - S25Q58 PARTNR3-NO. TIME SEX-W2

Type	Numeric (Double)
H2NR58_3	58_3. 3rd NR Partner: About how many times have you and {INITIALS} had sexual intercourse since {FIRST DATE}?

			Frequency	% of total	% of valid
Missing	.	missing	2	0.01%	
	996	refused	2	0.01%	
	997	legitimate skip	14678	99.59%	
	998	don't know	4	0.03%	
Total			14,686	99.65%	

Valid	Invalid	Minimum	Maximum	Mean	StdDev
52	14686	0	85	6.8076923...	11.990254...

H2NR59_3 - S25Q59 PARTNR3-EVER HAD ANAL IC-W2

Type	Code
Measurement Unit	numeric
H2NR59_3	59_3. 3rd NR Partner: If Respondent is male: Have you ever had anal intercourse with {INITIALS}? That is, have you ever inserted your penis into her anus? If Respondent is female: Have you ever had anal intercourse with {INITIALS}? That is, has he ever inserted his penis into your anus?

			Frequency	% of total	% of valid
Valid	0	no	13	0.09%	65%
	1	yes	7	0.05%	35%
	Total		20	0.14%	100%
Missing	7	legitimate skip	14716	99.85%	
	8	don't know	2	0.01%	
	Total		14,718	99.86%	

Valid	Invalid	Minimum	Maximum
20	14718	0	1

H2NR60M3 - S25Q60 PARTNR3-MONTH FIRST ANAL IC-W2

Type	Code
Measurement Unit	numeric

H2NR60M3	60M3. 3rd NR Partner: In what month [and year] did you first have anal intercourse with {INITIALS}?
----------	---

			Frequency	% of total	% of valid
Valid	1	January	1	0.01%	16.67%
	3	March	1	0.01%	16.67%
	4	April	3	0.02%	50%
	6	June	1	0.01%	16.67%
Total			6	0.04%	100%
Missing	97	legitimate skip	14731	99.95%	
	98	don't know	1	0.01%	
Total			14,732	99.96%	

Valid	Invalid	Minimum	Maximum
6	14732	1	6

H2NR60Y3 - S25Q60 PARTNR3-YEAR FIRST ANAL IC-W2

Type	Code
Measurement Unit	numeric
H2NR60Y3	60Y3. 3rd NR Partner: In what [month and] year did you first have anal intercourse with {INITIALS}?

			Frequency	% of total	% of valid
Valid	96	1996	6	0.04%	100%
	Total		6	0.04%	100%
Missing	997	legitimate skip	14731	99.95%	
	998	don't know	1	0.01%	
Total			14,732	99.96%	

Valid	Invalid	Minimum	Maximum
6	14732	96	96

H2NR61_3 - S25Q61 PARTNR3-WEAR CONDOM FIRST ANAL-W2

Type	Code
Measurement Unit	numeric
H2NR61_3	61_3. 3rd NR Partner: If Respondent is male: Did you wear a condom the first time you had anal intercourse? If Respondent is female: Did he wear a condom the first time you had anal intercourse?

			Frequency	% of total	% of valid
--	--	--	-----------	------------	------------

Valid	0	no	3	0.02%	42.86%
	1	yes	4	0.03%	57.14%
		Total	7	0.05%	100%
Missing	7	legitimate skip	14731	99.95%	
		Total	14,731	99.95%	

Valid	Invalid	Minimum	Maximum
7	14731	0	1

Type	Code
Measurement Unit	numeric
H2NR62M3	62M3. 3rd NR Partner: In what month [and year] did you have anal intercourse with {INITIALS} most recently?

			Frequency	% of total	% of valid
Valid	3	March	1	0.01%	16.67%
	4	April	3	0.02%	50%
	6	June	2	0.01%	33.33%
		Total	6	0.04%	100%
Missing	97	legitimate skip	14731	99.95%	
	98	don't know	1	0.01%	
		Total	14,732	99.96%	

Valid	Invalid	Minimum	Maximum
6	14732	3	6

Type	Code
Measurement Unit	numeric
H2NR62Y3	62Y3. 3rd NR Partner: In what [month and] year did you have anal intercourse with {INITIALS}

			Frequency	% of total	% of valid
Valid	96	1996	6	0.04%	100%
		Total	6	0.04%	100%
Missing	997	legitimate skip	14731	99.95%	
	998	don't know	1	0.01%	
		Total	14,732	99.96%	

Valid	Invalid	Minimum	Maximum
6	14732	96	96

Type	Code
Measurement Unit	numeric
H2NR63_3	63_3. 3rd NR Partner: If Respondent is male: About how many times have you and she had anal intercourse? If Respondent is female: About how many times have you and he had anal intercourse?

			Frequency	% of total	% of valid
Valid	1	one time	2	0.01%	28.57%
	2	two times	3	0.02%	42.86%
	3	three times	1	0.01%	14.29%
	4	four times	1	0.01%	14.29%
		Total	7	0.05%	100%
Missing	97	legitimate skip	14731	99.95%	
		Total	14,731	99.95%	

Valid	Invalid	Minimum	Maximum
7	14731	1	4

Type	Code
Measurement Unit	numeric
H2NR64_3	64_3. 3rd NR Partner: If Respondent is male: About how often did you wear a condom when you had anal intercourse? If Respondent is female: About how often did {INITIALS} wear a condom when you had anal intercourse?

			Frequency	% of total	% of valid
Valid	1	all of the time	1	0.01%	20%
	2	most of the time	1	0.01%	20%
	3	about half of the time	1	0.01%	20%
	5	none of the time	2	0.01%	40%
		Total	5	0.03%	100%
Missing	7	legitimate skip	14733	99.97%	
		Total	14,733	99.97%	

Valid	Invalid	Minimum	Maximum
5	14733	1	5

 H2NR65_3 - S25Q65 PARTNR3-INSERTED PENIS IN ANUS-W2

Type	Code
Measurement Unit	numeric
H2NR65_3	65_3. 3rd NR Partner: Has {INITIALS} ever inserted his penis into your anus?

			Frequency	% of total	% of valid
Valid	0	no	1	0.01%	33.33%
	1	yes	2	0.01%	66.67%
Total			3	0.02%	100%
Missing	6	refused	1	0.01%	
	7	legitimate skip	14734	99.97%	
Total			14,735	99.98%	

Valid	Invalid	Minimum	Maximum
3	14735	0	1

 H2NR66M3 - S25Q66 PARTNR3-MONTH FIRST DID THIS-W2

Type	Code
Measurement Unit	numeric
H2NR66M3	66M3. 3rd NR Partner: In what month [and year] did he do this with you the first time?

			Frequency	% of total	% of valid
Valid	4	April	1	0.01%	50%
	5	May	1	0.01%	50%
Total			2	0.01%	100%
Missing	97	legitimate skip	14736	99.99%	
	Total		14,736	99.99%	

Valid	Invalid	Minimum	Maximum
2	14736	4	5

 H2NR66Y3 - S25Q66 PARTNR3-YEAR FIRST DID THIS-W2

Type	Code
Measurement Unit	numeric
H2NR66Y3	66Y3. 3rd NR Partner: In what [month and] year did he do this with you the first time?

			Frequency	% of total	% of valid
--	--	--	-----------	------------	------------

Valid	96	1996	2	0.01%	100%
		Total	2	0.01%	100%
Missing	997	legitimate skip	14736	99.99%	
		Total	14,736	99.99%	

Valid	Invalid	Minimum	Maximum
2	14736	96	96

H2NR67_3 - S25Q67 PARTNR3-WEAR CONDOM FIRST TIME-W2

Type	Code
Measurement Unit	numeric
H2NR67_3	67_3. 3rd NR Partner: Did he wear a condom the first time he did this with you?

			Frequency	% of total	% of valid
Valid	0	no	2	0.01%	100%
		Total	2	0.01%	100%
Missing	7	legitimate skip	14736	99.99%	
		Total	14,736	99.99%	

Valid	Invalid	Minimum	Maximum
2	14736	0	0

H2NR68M3 - S25Q68 PARTNR3-MONTH MOST RECENT-ANAL-W2

Type	Code
Measurement Unit	numeric
H2NR68M3	68M3. 3rd NR Partner: In what month [and year] did he insert his penis into your anus most recently?

			Frequency	% of total	% of valid
Valid	4	April	1	0.01%	50%
	5	May	1	0.01%	50%
		Total	2	0.01%	100%
Missing	97	legitimate skip	14736	99.99%	
		Total	14,736	99.99%	

Valid	Invalid	Minimum	Maximum
2	14736	4	5

 H2NR68Y3 - S25Q68 PARTNR3-YEAR MOST RECENT-ANAL-W2

Type	Code
Measurement Unit	numeric
H2NR68Y3	68Y3. 3rd NR Partner: In what [month and] year did he insert his penis into your anus most recently?

			Frequency	% of total	% of valid
Valid	96	1996	2	0.01%	100%
		Total	2	0.01%	100%
Missing	997	legitimate skip	14736	99.99%	
		Total	14,736	99.99%	

Valid	Invalid	Minimum	Maximum
2	14736	96	96

 H2NR69_3 - S25Q69 PARTNR3-NO. TIMES DID THIS-W2

Type	Numeric (Double)
H2NR69_3	69_3. 3rd NR Partner: About how many times has {INITIALS} inserted his penis into your anus?

			Frequency	% of total	% of valid
Missing	997	legitimate skip	14736	99.99%	
		Total	14,736	99.99%	

Valid	Invalid	Minimum	Maximum	Mean	StdDev
2	14736	12	900	456	627.91082...

 H2NR70_3 - S25Q70 PARTNR3-FREQ WEAR CONDOM-ANAL-W2

Type	Code
Measurement Unit	numeric
H2NR70_3	70_3. 3rd NR Partner: How often did {INITIALS} wear a condom when he did this with you?

			Frequency	% of total	% of valid
Valid	3	about half of the time	1	0.01%	50%
	5	none of the time	1	0.01%	50%
		Total	2	0.01%	100%
Missing	7	legitimate skip	14736	99.99%	
		Total	14,736	99.99%	

Valid	Invalid	Minimum	Maximum
2	14736	3	5

H2NR71_3 - S25Q71 PARTNR3-PENIS IN PARTRS ANUS-W2

Type	Code
Measurement Unit	numeric
H2NR71_3	71_3. 3rd NR Partner: Have you ever inserted your penis into {INITIALS}'s anus?

			Frequency	% of total	% of valid
Valid	0	no	3	0.02%	100%
	Total		3	0.02%	100%
Missing	6	refused	1	0.01%	
	7	legitimate skip	14734	99.97%	
	Total		14,735	99.98%	

Valid	Invalid	Minimum	Maximum
3	14735	0	0

H2NR72M3 - S25Q72 PARTNR3-MONTH FIRST DID THIS-W2

Type	Numeric (Integer)
Measurement Unit	numeric
H2NR72M3	72M3. 3rd NR Partner: In what month [and year] did you do this with {INITIALS} the first time?

			Frequency
Missing	97	legitimate skip	14738

Valid	Invalid
0	14738

H2NR72Y3 - S25Q72 PARTNR3-YEAR FIRST DID THIS-W2

Type	Numeric (Integer)
Measurement Unit	numeric
H2NR72Y3	72Y3. 3rd NR Partner: In what [month and] year did you do this with {INITIALS} the first time?

			Frequency
Missing	997	legitimate skip	14738

Valid	Invalid

0	14738
---	-------

H2NR73_3 - S25Q73 PARTNR3-WEAR CONDOM FIRST TIME-W2

Type	Numeric (Integer)
Measurement Unit	numeric
H2NR73_3	73_3. 3rd NR Partner: Did you wear a condom the first time you did this with him?

			Frequency
Missing	7	legitimate skip	14738

Valid	Invalid
0	14738

H2NR74M3 - S25Q74 PARTNR3-MONTH MOST RECENT-ANAL-W2

Type	Numeric (Integer)
Measurement Unit	numeric
H2NR74M3	74M3. 3rd NR Partner: In what month [and year] did you insert your penis into {INITIALS}'s anus most recently?

			Frequency
Missing	97	legitimate skip	14738

Valid	Invalid
0	14738

H2NR74Y3 - S25Q74 PARTNR3-YEAR MOST RECENT-ANAL-W2

Type	Numeric (Integer)
Measurement Unit	numeric
H2NR74Y3	74Y3. 3rd NR Partner: In what [month and] year did you insert your penis into {INITIALS}'s anus most recently?

			Frequency
Missing	997	legitimate skip	14738

Valid	Invalid
0	14738

H2NR75_3 - S25Q75 PARTNR3-NO. TIMES INSERT PENIS-W2

Type	Numeric (Integer)
Measurement Unit	numeric

H2NR75_3	75_3. 3rd NR Partner: About how many times have you inserted your penis into his anus?
----------	--

			Frequency
Missing	97	legitimate skip	14738

Valid	Invalid
0	14738

H2NR76_3 - S25Q76 PARTNR3-HOW OFTEN WEAR CONDOM-W2

Type	Numeric (Integer)
Measurement Unit	numeric
H2NR76_3	76_3. 3rd NR Partner: How often did you wear a condom when you did this with {INITIALS}?

			Frequency
Missing	7	legitimate skip	14738

Valid	Invalid
0	14738

H2NR77_3 - S25Q77 PARTNR3-SEX FOR DRUGS/MONEY-W2

Type	Code
Measurement Unit	numeric
H2NR77_3	77_3. 3rd NR Partner: Did you ever give {INITIALS} sex in exchange for drugs or money?

			Frequency	% of total	% of valid
Valid	0	no	20	0.14%	80%
	1	yes	5	0.03%	20%
	Total		25	0.17%	100%
Missing	7	legitimate skip	14712	99.82%	
	8	don't know	1	0.01%	
	Total		14,713	99.83%	

Valid	Invalid	Minimum	Maximum
25	14713	0	1

H2NR78_3 - S25Q78 PARTNR3-FREQ-DRUGS/MONEY-W2

Type	Numeric (Double)
------	------------------

H2NR78_3	78_3. 3rd NR Partner: How many times did you give {INITIALS} sex in exchange for drugs or money?
----------	--

			Frequency	% of total	% of valid
Missing	97	legitimate skip	14733	99.97%	
		Total	14,733	99.97%	

Valid	Invalid	Minimum	Maximum	Mean	StdDev
5	14733	1	10	3.2	3.8987177...

H2NR79 - S25Q79 OTHER SEX PARTNERS-W2

Type	Code
Measurement Unit	numeric
H2NR79	79. In addition to {INITIALS, INITIALS, INITIALS} and anyone whose initials you gave as a romantic partner, have you had a sexual relationship with anyone else since {MOLI}?

			Frequency	% of total	% of valid
Valid	0	no	2503	16.98%	87.21%
	1	yes	367	2.49%	12.79%
		Total	2,870	19.47%	100%
Missing	6	refused	79	0.54%	
	7	legitimate skip	11766	79.83%	
	8	don't know	23	0.16%	
		Total	11,868	80.53%	

Valid	Invalid	Minimum	Maximum
2870	11868	0	1

H2NR80 - S25Q80 NO. OF OTHER SEX PARTNERS-W2

Type	Numeric (Double)
H2NR80	80. With how many other people have you had a sexual relationship?

			Frequency	% of total	% of valid
Missing	96	refused	6	0.04%	
	97	legitimate skip	14371	97.51%	
	98	don't know	8	0.05%	
		Total	14,385	97.6%	

Valid	Invalid	Minimum	Maximum	Mean	StdDev
353	14385	1	89	2.9036827...	5.5766164...

 H2NR81 - S25Q81 OTHER SEX PARTNER-AGE-W2

Type	Numeric (Double)
H2NR81	81. What is that person's age?

			Frequency	% of total	% of valid
Missing	96	refused	4	0.03%	
	97	legitimate skip	14555	98.76%	
	98	don't know	9	0.06%	
Total			14,568	98.85%	

Valid	Invalid	Minimum	Maximum	Mean	StdDev
170	14568	12	32	17.311764...	2.8539150...

 H2NR82 - S25Q82 OTHER SEX PARTNER-GENDER-W2

Type	Code
Measurement Unit	numeric
H2NR82	82. What is that person's sex?

			Frequency	% of total	% of valid
Valid	1	male	88	0.6%	49.44%
	2	female	90	0.61%	50.56%
	Total		178	1.21%	100%
Missing	6	refused	3	0.02%	
	7	legitimate skip	14555	98.76%	
	8	don't know	2	0.01%	
	Total		14,560	98.79%	

Valid	Invalid	Minimum	Maximum
178	14560	1	2

 H2NR83 - S25Q83 OTHER SEX PARTNER-CONDOM USE-W2

Type	Code
Measurement Unit	numeric
H2NR83	83. How often has a condom been used when you have had sex with this person?

			Frequency	% of total	% of valid
--	--	--	-----------	------------	------------

Valid	0	never	42	0.28%	23.73%
	1	rarely	14	0.09%	7.91%
	2	sometimes	11	0.07%	6.21%
	3	often	18	0.12%	10.17%
	4	always	92	0.62%	51.98%
		Total	177	1.2%	100%
Missing	6	refused	1	0.01%	
	7	legitimate skip	14558	98.78%	
	8	don't know	2	0.01%	
		Total	14,561	98.8%	

Valid	Invalid	Minimum	Maximum
177	14561	0	4

Type	Code
Measurement Unit	numeric
H2NR84	84. Did you ever give this person sex in exchange for drugs or money?

			Frequency	% of total	% of valid
Valid	0	no	167	1.13%	97.66%
	1	yes	4	0.03%	2.34%
		Total	171	1.16%	100%
Missing	6	refused	1	0.01%	
	7	legitimate skip	14566	98.83%	
		Total	14,567	98.84%	

Valid	Invalid	Minimum	Maximum
171	14567	0	1

Type	Numeric (Double)
H2NR85	85. What is the age of the youngest of these others?

			Frequency	% of total	% of valid
Missing	96	refused	2	0.01%	
	97	legitimate skip	14540	98.66%	
	98	don't know	2	0.01%	
		Total	14,544	98.68%	

Valid	Invalid	Minimum	Maximum	Mean	StdDev
-------	---------	---------	---------	------	--------

194	14544	2	26	15.881443...	2.5247717...
-----	-------	---	----	--------------	--------------

Type	Numeric (Double)
H2NR86	86. What is the age of the oldest of these others?

			Frequency	% of total	% of valid
Missing	96	refused	1	0.01%	
	97	legitimate skip	14540	98.66%	
	98	don't know	1	0.01%	
Total			14,542	98.67%	

Valid	Invalid	Minimum	Maximum	Mean	StdDev
196	14542	2	88	20.204081...	6.9929769...

Type	Code
Measurement Unit	numeric
H2NR87	87. With these other partners, how often would you say that you or your partner used a condom?

			Frequency	% of total	% of valid
Valid	0	never	28	0.19%	14.21%
	1	rarely	19	0.13%	9.64%
	2	sometimes	28	0.19%	14.21%
	3	often	35	0.24%	17.77%
	4	always	87	0.59%	44.16%
Total			197	1.34%	100%
Missing	7	legitimate skip	14540	98.66%	
	8	don't know	1	0.01%	
Total			14,541	98.66%	

Valid	Invalid	Minimum	Maximum
197	14541	0	4

Type	Code
Measurement Unit	numeric
H2NR88	88. Are these other partners male or female?

			Frequency	% of total	% of valid
Valid	1	all male	76	0.52%	38.38%
	2	all female	117	0.79%	59.09%
	3	some male, some female	5	0.03%	2.53%
		Total	198	1.34%	100%
Missing	7	legitimate skip	14540	98.66%	
		Total	14,540	98.66%	

Valid	Invalid	Minimum	Maximum
198	14540	1	3

H2BC1 - S26Q1 BIRTHCONTROL TOO BOTHERSOME-W2

Type	Code
Measurement Unit	numeric
H2BC1	1. How much do you agree or disagree with each of the following statements? In general, birth control is too much of a hassle to use.

			Frequency	% of total	% of valid
Valid	1	strongly agree	845	5.73%	6.81%
	2	agree	731	4.96%	5.9%
	3	neither agree nor disagree	1794	12.17%	14.47%
	4	disagree	3353	22.75%	27.04%
	5	strongly disagree	5677	38.52%	45.78%
		Total	12,400	84.14%	100%
Missing	6	don't know	92	0.62%	
	7	legitimate skip	2156	14.63%	
	8	don't know	90	0.61%	
		Total	2,338	15.86%	

Valid	Invalid	Minimum	Maximum
12400	2338	1	5

H2BC2 - S26Q2 BIRTHCONTROL TOO EXPENSIVE-W2

Type	Code
Measurement Unit	numeric
H2BC2	2. How much do you agree or disagree with each of the following statements? In general, birth control is too expensive to buy.

			Frequency	% of total	% of valid
--	--	--	-----------	------------	------------

Valid	1	strongly agree	598	4.06%	4.84%
	2	agree	851	5.77%	6.88%
	3	neither agree nor disagree	2642	17.93%	21.37%
	4	disagree	3699	25.1%	29.92%
	5	strongly disagree	4574	31.04%	36.99%
		Total	12,364	83.89%	100%
Missing	6	don't know	86	0.58%	
	7	legitimate skip	2156	14.63%	
	8	don't know	132	0.9%	
		Total	2,374	16.11%	

Valid	Invalid	Minimum	Maximum
12364	2374	1	5

H2BC3 - S26Q3 TOO MUCH PLANNING-W2	
Type	Code
Measurement Unit	numeric
H2BC3	3. How much do you agree or disagree with each of the following statements? It takes too much planning ahead of time to have birth control on hand when you're going to have sex.

			Frequency	% of total	% of valid
Valid	1	strongly agree	631	4.28%	5.11%
	2	agree	808	5.48%	6.54%
	3	neither agree nor disagree	2357	15.99%	19.07%
	4	disagree	3777	25.63%	30.56%
	5	strongly disagree	4786	32.47%	38.72%
		Total	12,359	83.86%	100%
Missing	6	don't know	95	0.64%	
	7	legitimate skip	2156	14.63%	
	8	don't know	128	0.87%	
		Total	2,379	16.14%	

Valid	Invalid	Minimum	Maximum
12359	2379	1	5

H2BC4 - S26Q4 HARD TO GET PARTNER TO USE-W2	
Type	Code
Measurement Unit	numeric

H2BC4	4. How much do you agree or disagree with each of the following statements? It {IS/WOULD BE} too hard to get a {GIRL/BOY} to use birth control with you.
-------	---

			Frequency	% of total	% of valid
Valid	1	strongly agree	556	3.77%	4.5%
	2	agree	670	4.55%	5.42%
	3	neither agree nor disagree	2677	18.16%	21.66%
	4	disagree	3986	27.05%	32.25%
	5	strongly disagree	4470	30.33%	36.17%
		Total	12,359	83.86%	100%
Missing	6	don't know	91	0.62%	
	7	legitimate skip	2156	14.63%	
	8	don't know	132	0.9%	
		Total	2,379	16.14%	

Valid	Invalid	Minimum	Maximum
12359	2379	1	5

Type	Code
Measurement Unit	numeric
H2BC5	5. How much do you agree or disagree with each of the following statements? For you, using birth control {INTERFERES/WOULD INTERFERE} with sexual enjoyment.

			Frequency	% of total	% of valid
Valid	1	strongly agree	591	4.01%	4.8%
	2	agree	1016	6.89%	8.25%
	3	neither agree nor disagree	2925	19.85%	23.75%
	4	disagree	3456	23.45%	28.06%
	5	strongly disagree	4330	29.38%	35.15%
		Total	12,318	83.58%	100%
Missing	6	don't know	103	0.7%	
	7	legitimate skip	2156	14.63%	
	8	don't know	161	1.09%	
		Total	2,420	16.42%	

Valid	Invalid	Minimum	Maximum
12318	2420	1	5

###

Type	Code
Measurement Unit	numeric
H2BC6	6. How much do you agree or disagree with each of the following statements? It {IS/WOULD BE} easy for you to get birth control.

			Frequency	% of total	% of valid
Valid	1	strongly agree	4155	28.19%	33.62%
	2	agree	3502	23.76%	28.33%
	3	neither agree nor disagree	2646	17.95%	21.41%
	4	disagree	1045	7.09%	8.45%
	5	strongly disagree	1012	6.87%	8.19%
		Total	12,360	83.86%	100%
Missing	6	don't know	85	0.58%	
	7	legitimate skip	2156	14.63%	
	8	don't know	137	0.93%	
		Total	2,378	16.14%	

Valid	Invalid	Minimum	Maximum
12360	2378	1	5

Type	Code
Measurement Unit	numeric
H2BC7	7. How much do you agree or disagree with each of the following statements? Using birth control is morally wrong.

			Frequency	% of total	% of valid
Valid	1	strongly agree	502	3.41%	4.05%
	2	agree	424	2.88%	3.42%
	3	neither agree nor disagree	2342	15.89%	18.89%
	4	disagree	3538	24.01%	28.54%
	5	strongly disagree	5592	37.94%	45.1%
		Total	12,398	84.12%	100%
Missing	6	don't know	81	0.55%	
	7	legitimate skip	2156	14.63%	
	8	don't know	103	0.7%	
		Total	2,340	15.88%	

Valid	Invalid	Minimum	Maximum
12398	2340	1	5



Type	Code
Measurement Unit	numeric
H2BC8	8. How much do you agree or disagree with each of the following statements? If you used birth control, your friends might think that you were looking for sex.

			Frequency	% of total	% of valid
Valid	1	strongly agree	864	5.86%	6.99%
	2	agree	1384	9.39%	11.2%
	3	neither agree nor disagree	3658	24.82%	29.61%
	4	disagree	3081	20.91%	24.94%
	5	strongly disagree	3368	22.85%	27.26%
		Total	12,355	83.83%	100%
Missing	6	don't know	95	0.64%	
	7	legitimate skip	2156	14.63%	
	8	don't know	132	0.9%	
		Total	2,383	16.17%	

Valid	Invalid	Minimum	Maximum
12355	2383	1	5



Type	Code
Measurement Unit	numeric
H2TO1	1. Since {MOLI}, have you tried cigarette smoking, even just one or two puffs?

			Frequency	% of total	% of valid
Valid	0	no	8206	55.68%	56.06%
	1	yes	6432	43.64%	43.94%
		Total	14,638	99.32%	100%
Missing	6	refused	68	0.46%	
	8	don't know	32	0.22%	
		Total	100	0.68%	

Valid	Invalid	Minimum	Maximum
14638	100	0	1



Type	Code
Measurement Unit	numeric
H2TO3	3. Since {MOLI}, have you smoked cigarettes regularly, that is, at least one cigarette every day for 30 days?

			Frequency	% of total	% of valid
Valid	0	no	3465	23.51%	53.93%
	1	yes	2960	20.08%	46.07%
	Total		6,425	43.59%	100%
Missing	6	refused	4	0.03%	
	7	legitimate skip	8306	56.36%	
	8	don't know	3	0.02%	
	Total		8,313	56.41%	

Valid	Invalid	Minimum	Maximum
6425	8313	0	1

H2TO4M - S27Q4 MONTH FIRST SMOKED REGULARLY-W2

Type	Code
Measurement Unit	numeric
H2TO4M	4M. Since {MOLI}, in what month [and year] did you first smoke cigarettes regularly, that is smoke at least one cigarette every day for 30 days? If you have smoked regularly since before {MOLI}, enter {MOLI} here.

			Frequency	% of total	% of valid
Valid	1	January	82	0.56%	2.81%
	2	February	62	0.42%	2.13%
	3	March	64	0.43%	2.2%
	4	April	95	0.64%	3.26%
	5	May	500	3.39%	17.15%
	6	June	666	4.52%	22.85%
	7	July	489	3.32%	16.78%
	8	August	412	2.8%	14.13%
	9	September	246	1.67%	8.44%
	10	October	131	0.89%	4.49%
	11	November	95	0.64%	3.26%
	12	December	73	0.5%	2.5%
	Total		2,915	19.78%	100%
Missing	96	refused	3	0.02%	
	97	legitimate skip	11778	79.92%	
	98	don't know	42	0.28%	

		Total	11,823	80.22%	
--	--	-------	--------	--------	--

Valid	Invalid	Minimum	Maximum
2915	11823	1	12

Type	Code
Measurement Unit	numeric
H2TO4Y	4Y. Since {MOLI}, in what [month and] year did you first smoke cigarettes regularly, that is smoke at least one cigarette every day for 30 days? If you have smoked regularly since before {MOLI}, enter {MOLI} here.

			Frequency	% of total	% of valid
Valid	95	1995	2469	16.75%	83.41%
	96	1996	491	3.33%	16.59%
		Total	2,960	20.08%	100%
Missing	997	legitimate skip	11778	79.92%	
		Total	11,778	79.92%	

Valid	Invalid	Minimum	Maximum
2960	11778	95	96

Type	Code
Measurement Unit	numeric
H2TO5	5. During the past 30 days, on how many days did you smoke cigarettes?

			Frequency	% of total	% of valid
--	--	--	-----------	------------	------------

Valid	0	no days	1701	11.54%	26.79%
	1	one day	689	4.67%	10.85%
	2	two days	436	2.96%	6.87%
	3	three days	227	1.54%	3.57%
	4	four days	125	0.85%	1.97%
	5	five days	272	1.85%	4.28%
	6	six days	53	0.36%	0.83%
	7	seven days	122	0.83%	1.92%
	8	eight days	33	0.22%	0.52%
	9	nine days	21	0.14%	0.33%
	10	ten days	164	1.11%	2.58%
	11	eleven days	17	0.12%	0.27%
	12	twelve days	49	0.33%	0.77%
	13	thirteen days	11	0.07%	0.17%
	14	fourteen days	12	0.08%	0.19%
	15	fifteen days	139	0.94%	2.19%
	16	sixteen days	10	0.07%	0.16%
	17	seventeen days	13	0.09%	0.2%
	18	eighteen days	14	0.09%	0.22%
	19	nineteen days	3	0.02%	0.05%
	20	twenty days	190	1.29%	2.99%
	21	twenty-one days	5	0.03%	0.08%
	22	twenty-two days	6	0.04%	0.09%
	23	twenty-three days	9	0.06%	0.14%
	24	twenty-four days	16	0.11%	0.25%
	25	twenty-five days	131	0.89%	2.06%
	26	twenty-six days	12	0.08%	0.19%
	27	twenty-seven days	27	0.18%	0.43%
	28	twenty-eight days	84	0.57%	1.32%
	29	twenty-nine days	75	0.51%	1.18%
	30	thirty days	1684	11.43%	26.52%
		Total	6,350	43.09%	100%
Missing	96	refused	23	0.16%	
	97	legitimate skip	8306	56.36%	
	98	don't know	59	0.4%	
		Total	8,388	56.91%	

Valid	Invalid	Minimum	Maximum
6350	8388	0	30

 H2TO6M - S27Q6M MONTH QUIT SMOKING-W2

Type	Code
------	------

Measurement Unit	numeric
H2TO6M	6M. In what month [and year] did you quit smoking cigarettes?

			Frequency	% of total	% of valid
Valid	1	January	245	1.66%	21.42%
	2	February	94	0.64%	8.22%
	3	March	107	0.73%	9.35%
	4	April	98	0.66%	8.57%
	5	May	112	0.76%	9.79%
	6	June	118	0.8%	10.31%
	7	July	62	0.42%	5.42%
	8	August	64	0.43%	5.59%
	9	September	62	0.42%	5.42%
	10	October	58	0.39%	5.07%
	11	November	54	0.37%	4.72%
	12	December	70	0.47%	6.12%
Total			1,144	7.76%	100%
Missing	96	refused	142	0.96%	
	97	legitimate skip	13037	88.46%	
	98	don't know	415	2.82%	
Total			13,594	92.24%	

Valid	Invalid	Minimum	Maximum
1144	13594	1	12

H2TO6Y - S27Q6Y YEAR QUIT SMOKING-W2

Type	Code
Measurement Unit	numeric
H2TO6Y	6Y. In what [month and] year did you quit smoking cigarettes?

			Frequency	% of total	% of valid
--	--	--	-----------	------------	------------

Valid	76	1976	2	0.01%	0.17%
	77	1977	3	0.02%	0.25%
	78	1978	8	0.05%	0.68%
	79	1979	3	0.02%	0.25%
	80	1980	2	0.01%	0.17%
	81	1981	2	0.01%	0.17%
	82	1982	4	0.03%	0.34%
	84	1984	2	0.01%	0.17%
	85	1985	2	0.01%	0.17%
	86	1986	2	0.01%	0.17%
	87	1987	2	0.01%	0.17%
	88	1988	2	0.01%	0.17%
	89	1989	9	0.06%	0.76%
	90	1990	23	0.16%	1.94%
	91	1991	5	0.03%	0.42%
	92	1992	18	0.12%	1.52%
	93	1993	29	0.2%	2.45%
	94	1994	99	0.67%	8.35%
	95	1995	510	3.46%	43.04%
96	1996	458	3.11%	38.65%	
		Total	1,185	8.04%	100%
Missing	996	refused	143	0.97%	
	997	legitimate skip	13037	88.46%	
	998	don't know	373	2.53%	
		Total	13,553	91.96%	

Valid	Invalid	Minimum	Maximum
1185	13553	76	96

H2TO7 - S27Q7 NO. OF CIGARETTES A DAY-W2

Type	Code
Measurement Unit	numeric
H2TO7	7. During the past 30 days, on the days you smoked, how many cigarettes did you smoke each day?

	Frequency	% of total	% of valid
--	-----------	------------	------------

Valid	0	no cigarettes	196	1.33%	4.2%
	1	one cigarette each day	1219	8.27%	26.13%
	2	two cigarettes each day	671	4.55%	14.38%
	3	three cigarettes each day	380	2.58%	8.14%
	4	four cigarettes each day	209	1.42%	4.48%
	5	five cigarettes each day	354	2.4%	7.59%
	6	six cigarettes each day	114	0.77%	2.44%
	7	seven cigarettes each day	94	0.64%	2.01%
	8	eight cigarettes each day	82	0.56%	1.76%
	9	nine cigarettes each day	26	0.18%	0.56%
	10	ten cigarettes each day	364	2.47%	7.8%
	11	eleven cigarettes each day	17	0.12%	0.36%
	12	twelve cigarettes each day	70	0.47%	1.5%
	13	thirteen cigarettes each day	18	0.12%	0.39%
	14	fourteen cigarettes each day	16	0.11%	0.34%
	15	fifteen cigarettes each day	255	1.73%	5.47%
	16	sixteen cigarettes each day	12	0.08%	0.26%
	17	seventeen cigarettes each day	11	0.07%	0.24%
	18	eighteen cigarettes each day	22	0.15%	0.47%
	19	nineteen cigarettes each day	7	0.05%	0.15%
	20	twenty cigarettes each day	354	2.4%	7.59%
	21	twenty-one cigarettes each day	3	0.02%	0.06%
	22	twenty-two cigarettes each day	8	0.05%	0.17%
	23	twenty-three cigarettes each day	3	0.02%	0.06%
	24	twenty-four cigarettes each day	5	0.03%	0.11%
	25	twenty-five cigarettes each day	49	0.33%	1.05%
	26	twenty-six cigarettes each day	1	0.01%	0.02%
	27	twenty-seven cigarettes each day	1	0.01%	0.02%
	28	twenty-eight cigarettes each day	1	0.01%	0.02%
	30	thirty cigarettes each day	47	0.32%	1.01%
	32	thirty-two each day	2	0.01%	0.04%
	33	thirty-three cigarettes each day	1	0.01%	0.02%
	34	thirty-four cigarettes each day	2	0.01%	0.04%
	35	thirty-five cigarettes each day	6	0.04%	0.13%
	36	thirty-six cigarettes each day	1	0.01%	0.02%
	40	forty cigarettes each day	24	0.16%	0.51%
42	forty-two cigarettes each day	1	0.01%	0.02%	
45	forty-five cigarettes each day	3	0.02%	0.06%	
50	fifty cigarettes each day	3	0.02%	0.06%	
55	fifty-five cigarettes each day	2	0.01%	0.04%	
60	sixty cigarettes each day	10	0.07%	0.21%	
70	seventy cigarettes each day	1	0.01%	0.02%	
88	eighty-eight cigarettes each day	1	0.01%	0.02%	

		Total	4,666	31.66%	100%
Missing	95	ninety-five cigarettes each day	1	0.01%	
	96	refused	17	0.12%	
	97	legitimate skip	10007	67.9%	
	98	don't know	47	0.32%	
		Total	10,072	68.34%	

Valid	Invalid	Minimum	Maximum
4666	10072	0	88

Type	Code
Measurement Unit	numeric
H2TO8	8. When was the most recent day you smoked one or more cigarettes?

			Frequency	% of total	% of valid
Valid	1	today	1916	13%	40.86%
	2	yesterday (1 day ago)	779	5.29%	16.61%
	3	2 days ago	248	1.68%	5.29%
	4	3 days ago	161	1.09%	3.43%
	5	4 days ago	118	0.8%	2.52%
	6	5 days ago	145	0.98%	3.09%
	7	6 or more days ago	1322	8.97%	28.19%
		Total	4,689	31.82%	100%
Missing	96	refused	15	0.1%	
	97	legitimate skip	10007	67.9%	
	98	don't know	27	0.18%	
		Total	10,049	68.18%	

Valid	Invalid	Minimum	Maximum
4689	10049	1	7

Type	Code
Measurement Unit	numeric
H2TO9	9. During the past six months, have you tried to quit smoking cigarettes?

			Frequency	% of total	% of valid
Valid	0	no	2460	16.69%	52.2%
	1	yes	2253	15.29%	47.8%

		Total	4,713	31.98%	100%
Missing	6	refused	7	0.05%	
	7	legitimate skip	10007	67.9%	
	8	don't know	11	0.07%	
		Total	10,025	68.02%	

Valid	Invalid	Minimum	Maximum
4713	10025	0	1

Type	Code
Measurement Unit	numeric
H2TO10	10. Of your three best friends, how many smoke at least one cigarette a day?

			Frequency	% of total	% of valid
Valid	0	none	7485	50.79%	51.54%
	1	1 friend	3043	20.65%	20.95%
	2	2 friends	1857	12.6%	12.79%
	3	3 friends	2137	14.5%	14.72%
		Total	14,522	98.53%	100%
Missing	.	missing	3	0.02%	
	6	refused	76	0.52%	
	8	don't know	137	0.93%	
		Total	216	1.47%	

Valid	Invalid	Minimum	Maximum
14522	216	0	3

Type	Code
Measurement Unit	numeric
H2TO11	11. Are cigarettes easily available to you in your home?

			Frequency	% of total	% of valid
Valid	0	no	10175	69.04%	69.39%
	1	yes	4488	30.45%	30.61%
		Total	14,663	99.49%	100%
Missing	6	refused	44	0.3%	
	8	don't know	31	0.21%	
		Total	75	0.51%	

Valid	Invalid	Minimum	Maximum
14663	75	0	1

H2TO12 - S27Q12 30 DAYS-CHEWED TOBACCO-W2

Type	Code
Measurement Unit	numeric
H2TO12	12. During the past 30 days, on how many days have you used chewing tobacco (such as Red Man, Levi Garrett, or Beechnut) or snuff (such as Skoal, Skoal Bandits, or Copenhagen)?

			Frequency	% of total	% of valid
Valid	0	no days	13521	91.74%	92.92%
	1	one day	357	2.42%	2.45%
	2	two days	126	0.85%	0.87%
	3	three days	68	0.46%	0.47%
	4	four days	41	0.28%	0.28%
	5	five days	52	0.35%	0.36%
	6	six days	14	0.09%	0.1%
	7	seven days	24	0.16%	0.16%
	8	eight days	2	0.01%	0.01%
	9	nine days	7	0.05%	0.05%
	10	ten days	38	0.26%	0.26%
	11	eleven days	15	0.1%	0.1%
	12	twelve days	20	0.14%	0.14%
	13	thirteen days	3	0.02%	0.02%
	14	fourteen days	6	0.04%	0.04%
	15	fifteen days	30	0.2%	0.21%
	16	sixteen days	1	0.01%	0.01%
	18	eighteen days	3	0.02%	0.02%
	19	nineteen days	1	0.01%	0.01%
	20	twenty days	27	0.18%	0.19%
	21	twenty-one days	3	0.02%	0.02%
	22	twenty-two days	4	0.03%	0.03%
	23	twenty-three days	4	0.03%	0.03%
	24	twenty-four days	2	0.01%	0.01%
	25	twenty-five days	18	0.12%	0.12%
	26	twenty-six days	3	0.02%	0.02%
	27	twenty-seven days	3	0.02%	0.02%
	28	twenty-eight days	4	0.03%	0.03%
	29	twenty-nine days	5	0.03%	0.03%
	30	thirty days	149	1.01%	1.02%
	Total		14,551	98.73%	100%

Missing	.	missing	1	0.01%	
	96	refused	84	0.57%	
	98	don't know	102	0.69%	
		Total	187	1.27%	

Valid	Invalid	Minimum	Maximum
14551	187	0	30

Type	Code
Measurement Unit	numeric
H2TO14	14. When was the most recent day you used chewing tobacco or snuff?

			Frequency	% of total	% of valid
Valid	1	today	376	2.55%	37.9%
	2	yesterday (1 day ago)	143	0.97%	14.42%
	3	2 days ago	57	0.39%	5.75%
	4	3 days ago	32	0.22%	3.23%
	5	4 days ago	26	0.18%	2.62%
	6	5 days ago	43	0.29%	4.33%
	7	6 or more days ago	315	2.14%	31.75%
		Total	992	6.73%	100%
Missing	.	missing	1	0.01%	
	96	refused	20	0.14%	
	97	legitimate skip	13707	93%	
	98	don't know	18	0.12%	
		Total	13,746	93.27%	

Valid	Invalid	Minimum	Maximum
992	13746	1	7

Type	Code
Measurement Unit	numeric
H2TO15	15. Since {MOLI}, have you had a drink of beer, wine, or liquor--not just a sip or taste of someone else's drink--more than two or three times?

			Frequency	% of total	% of valid
Valid	0	no	7711	52.32%	52.67%
	1	yes	6930	47.02%	47.33%
		Total	14,641	99.34%	100%

Missing	6	refused	64	0.43%	
	8	don't know	33	0.22%	
		Total	97	0.66%	

Valid	Invalid	Minimum	Maximum
14641	97	0	1

H2TO16 - S27Q16 DRINK ALCOHOL OUTSIDE FAMILY-W2

Type	Code
Measurement Unit	numeric
H2TO16	16. Since {MOLI}, did you drink beer, wine, or liquor when you were not with your parents or other adults in your family?

			Frequency	% of total	% of valid
Valid	0	no	1546	10.49%	22.32%
	1	yes	5379	36.5%	77.68%
		Total	6,925	46.99%	100%
Missing	6	refused	5	0.03%	
	7	legitimate skip	7808	52.98%	
		Total	7,813	53.01%	

Valid	Invalid	Minimum	Maximum
6925	7813	0	1

H2TO18M - S27Q18 MONTH FIRST DRINK ALCOHOL-W2

Type	Code
Measurement Unit	numeric
H2TO18M	18M. Since {MOLI}, in what month [and year] did you first have a drink of beer, wine, or liquor when you were not with your parents or other adults in your family?

	Frequency	% of total	% of valid
--	-----------	------------	------------

Valid	1	January	296	2.01%	6.8%
	2	February	180	1.22%	4.13%
	3	March	189	1.28%	4.34%
	4	April	315	2.14%	7.23%
	5	May	620	4.21%	14.24%
	6	June	736	4.99%	16.9%
	7	July	579	3.93%	13.3%
	8	August	430	2.92%	9.88%
	9	September	345	2.34%	7.92%
	10	October	256	1.74%	5.88%
	11	November	146	0.99%	3.35%
	12	December	262	1.78%	6.02%
		Total	4,354	29.54%	100%
Missing	.		1	0.01%	
	96	refused	97	0.66%	
	97	legitimate skip	9359	63.5%	
	98	don't know	927	6.29%	
		Total	10,384	70.46%	

Valid	Invalid	Minimum	Maximum
4354	10384	1	12

Type	Code
Measurement Unit	numeric
H2TO18Y	18Y. Since {MOLI}, in what [month and] year did you first have a drink of beer, wine, or liquor when you were not with your parents or other adults in your family?

			Frequency	% of total	% of valid
Valid	95	1995	2863	19.43%	64.37%
	96	1996	1585	10.75%	35.63%
		Total	4,448	30.18%	100%
Missing	.	missing	1	0.01%	
	996	refused	107	0.73%	
	997	legitimate skip	9359	63.5%	
	998	don't know	823	5.58%	
		Total	10,290	69.82%	

Valid	Invalid	Minimum	Maximum
4448	10290	95	96

 H2TO19 - S27Q19 PAST 12 MOS-DAYS DRINK ALCOHOL-W2

Type	Code
Measurement Unit	numeric
H2TO19	19. During the past 12 months, on how many days did you drink alcohol?

			Frequency	% of total	% of valid
Valid	1	every day or almost every day	145	0.98%	2.1%
	2	3 to 5 days a week	389	2.64%	5.64%
	3	1 or 2 days a week	1048	7.11%	15.2%
	4	2 or 3 days a month	1135	7.7%	16.46%
	5	once a month or less (3-12 times in the past 12 months)	1719	11.66%	24.93%
	6	1 or 2 days in the past 12 months	1996	13.54%	28.95%
	7	never	462	3.13%	6.7%
Total			6,894	46.78%	100%
Missing	96	refused	22	0.15%	
	97	legitimate skip	7808	52.98%	
	98	don't know	14	0.09%	
Total			7,844	53.22%	

Valid	Invalid	Minimum	Maximum
6894	7844	1	7

 H2TO20 - S27Q20 NO. OF DRINKS EACH TIME-W2

Type	Numeric (Double)
H2TO20	20. Think of all the times you had a drink during the past 12 months. How many drinks did you usually have each time? A "drink" is a glass of wine, a can of beer, a wine cooler, a shot glass of liquor, or a mixed drink.

			Frequency	% of total	% of valid
Missing	96	refused	19	0.13%	
	97	legitimate skip	8306	56.36%	
	98	don't know	140	0.95%	
Total			8,465	57.44%	

Valid	Invalid	Minimum	Maximum	Mean	StdDev
6273	8465	1	95	6.1144587...	7.9182064...

 H2TO21 - S27Q21 PAST 12 MOS->= 5 DRINKS-W2

Type	Code
Measurement Unit	numeric
H2TO21	21. Over the past 12 months, on how many days did you drink five or more drinks in a row?

			Frequency	% of total	% of valid
Valid	1	every day or almost every day	158	1.07%	2.48%
	2	3 to 5 days a week	291	1.97%	4.56%
	3	1 or 2 days a week	683	4.63%	10.7%
	4	2 or 3 days a month	699	4.74%	10.95%
	5	once a month or less (3-12 times in the past 12 months)	904	6.13%	14.16%
	6	1 or 2 days in the past 12 months	1319	8.95%	20.67%
	7	never	2328	15.8%	36.48%
Total			6,382	43.3%	100%
Missing	96	refused	15	0.1%	
	97	legitimate skip	8306	56.36%	
	98	don't know	35	0.24%	
Total			8,356	56.7%	

Valid	Invalid	Minimum	Maximum
6382	8356	1	7

 H2TO22 - S27Q22 PAST 12 MOS-GOTTEN DRUNK-W2

Type	Code
Measurement Unit	numeric
H2TO22	22. Over the past 12 months, on how many days have you gotten drunk or "very, very high" on alcohol?

			Frequency	% of total	% of valid
--	--	--	-----------	------------	------------

Valid	1	every day or almost every day	137	0.93%	2.14%
	2	3 to 5 days a week	233	1.58%	3.64%
	3	1 or 2 days a week	617	4.19%	9.63%
	4	2 or 3 days a month	664	4.51%	10.37%
	5	once a month or less (3-12 times in the past 12 months)	954	6.47%	14.9%
	6	1 or 2 days in the past 12 months	1635	11.09%	25.53%
	7	never	2164	14.68%	33.79%
		Total	6,404	43.45%	100%
Missing	96	refused	15	0.1%	
	97	legitimate skip	8306	56.36%	
	98	don't know	13	0.09%	
		Total	8,334	56.55%	

Valid	Invalid	Minimum	Maximum
6404	8334	1	7

H2TO23 - S27Q23 MOST COMMON ALCOHOLIC BEVERAGE-W2

Type	Code
Measurement Unit	numeric
H2TO23	23. Which do you drink most often--beer, wine, wine coolers, straight liquor, or mixed drinks?

			Frequency	% of total	% of valid
Valid	1	beer	2824	19.16%	44.19%
	2	wine	316	2.14%	4.95%
	3	wine coolers	962	6.53%	15.05%
	4	straight liquor	713	4.84%	11.16%
	5	mixed drinks	916	6.22%	14.33%
	6	whatever is available	659	4.47%	10.31%
		Total	6,390	43.36%	100%
Missing	96	refused	21	0.14%	
	97	legitimate skip	8306	56.36%	
	98	don't know	21	0.14%	
		Total	8,348	56.64%	

Valid	Invalid	Minimum	Maximum
6390	8348	1	6

H2TO24 - S27Q24 MOST RECENT TIME DRANK ALCOHOL-W2

Type	Code
Measurement Unit	numeric
H2TO24	24. When was the most recent time you drank alcohol--beer, wine, wine cooler, or hard liquor?

			Frequency	% of total	% of valid
Valid	1	less than 30 minutes ago	126	0.85%	1.99%
	2	30 minutes to 1 hour ago	54	0.37%	0.85%
	3	1 to 3 hours ago	97	0.66%	1.53%
	4	4 to 6 hours ago	83	0.56%	1.31%
	5	7 to 9 hours ago	99	0.67%	1.56%
	6	10 to 12 hours ago	262	1.78%	4.14%
	7	more than 12 hours ago	5608	38.05%	88.61%
Total			6,329	42.94%	100%
Missing	96	refused	46	0.31%	
	97	legitimate skip	8306	56.36%	
	98	don't know	57	0.39%	
Total			8,409	57.06%	

Valid	Invalid	Minimum	Maximum
6329	8409	1	7

H2TO25 - S27Q25 PARENT PROB BEC OF ALCOHOL-W2

Type	Code
Measurement Unit	numeric
H2TO25	25. Over the past 12 months, how many times has the following happened? You got into trouble with your parents because you had been drinking.

			Frequency	% of total	% of valid
Valid	0	never	5170	35.08%	80.59%
	1	once	804	5.46%	12.53%
	2	twice	248	1.68%	3.87%
	3	3 to 4 times	119	0.81%	1.86%
	4	5 or more times	74	0.5%	1.15%
Total			6,415	43.53%	100%
Missing	6	refused	10	0.07%	
	7	legitimate skip	8306	56.36%	
	8	don't know	7	0.05%	
Total			8,323	56.47%	

Valid	Invalid	Minimum	Maximum

6415	8323	0	4
------	------	---	---

Type	Code
Measurement Unit	numeric
H2TO26	26. Over the past 12 months, how many times has the following happened? You've had problems at school or with school work because you had been drinking.

			Frequency	% of total	% of valid
Valid	0	never	6003	40.73%	93.71%
	1	once	220	1.49%	3.43%
	2	twice	79	0.54%	1.23%
	3	3 to 4 times	60	0.41%	0.94%
	4	5 or more times	44	0.3%	0.69%
		Total	6,406	43.47%	100%
Missing	6	refused	15	0.1%	
	7	legitimate skip	8306	56.36%	
	8	don't know	11	0.07%	
		Total	8,332	56.53%	

Valid	Invalid	Minimum	Maximum
6406	8332	0	4

Type	Code
Measurement Unit	numeric
H2TO27	27. Over the past 12 months, how many times has the following happened? You had problems with your friends because you had been drinking.

			Frequency	% of total	% of valid
Valid	0	never	5473	37.14%	85.32%
	1	once	620	4.21%	9.66%
	2	twice	199	1.35%	3.1%
	3	3 to 4 times	80	0.54%	1.25%
	4	5 or more times	43	0.29%	0.67%
		Total	6,415	43.53%	100%
Missing	6	refused	9	0.06%	
	7	legitimate skip	8306	56.36%	
	8	don't know	8	0.05%	

		Total	8,323	56.47%	
--	--	-------	-------	--------	--

Valid	Invalid	Minimum	Maximum
6415	8323	0	4

Type	Code
Measurement Unit	numeric
H2TO28	28. Over the past 12 months, how many times has the following happened? You had problems with someone you were dating because you had been drinking.

			Frequency	% of total	% of valid
Valid	0	never	5286	35.87%	82.37%
	1	once	701	4.76%	10.92%
	2	twice	229	1.55%	3.57%
	3	3 to 4 times	116	0.79%	1.81%
	4	5 or more times	85	0.58%	1.32%
		Total	6,417	43.54%	100%
Missing	6	refused	9	0.06%	
	7	legitimate skip	8306	56.36%	
	8	don't know	6	0.04%	
		Total	8,321	56.46%	

Valid	Invalid	Minimum	Maximum
6417	8321	0	4

Type	Code
Measurement Unit	numeric
H2TO29	29. Over the past 12 months, how many times has the following happened? You did something you later regretted because you had been drinking.

			Frequency	% of total	% of valid
Valid	0	never	4656	31.59%	72.59%
	1	once	1193	8.09%	18.6%
	2	twice	341	2.31%	5.32%
	3	3 to 4 times	127	0.86%	1.98%
	4	5 or more times	97	0.66%	1.51%
		Total	6,414	43.52%	100%

Missing	6	refused	11	0.07%	
	7	legitimate skip	8306	56.36%	
	8	don't know	7	0.05%	
		Total	8,324	56.48%	

Valid	Invalid	Minimum	Maximum
6414	8324	0	4

Type	Code
Measurement Unit	numeric
H2TO30	30. Over the past 12 months, how many times were you hung over?

			Frequency	% of total	% of valid
Valid	0	never	3617	24.54%	56.35%
	1	once	1353	9.18%	21.08%
	2	twice	636	4.32%	9.91%
	3	3 to 4 times	414	2.81%	6.45%
	4	5 or more times	399	2.71%	6.22%
		Total	6,419	43.55%	100%
Missing	6	refused	7	0.05%	
	7	legitimate skip	8306	56.36%	
	8	don't know	6	0.04%	
		Total	8,319	56.45%	

Valid	Invalid	Minimum	Maximum
6419	8319	0	4

Type	Code
Measurement Unit	numeric
H2TO31	31. Over the past 12 months, how many times were you sick to your stomach or threw up after drinking?

			Frequency	% of total	% of valid
Valid	0	never	3843	26.08%	59.83%
	1	once	1447	9.82%	22.53%
	2	twice	581	3.94%	9.05%
	3	3 to 4 times	342	2.32%	5.32%
	4	5 or more times	210	1.42%	3.27%
		Total	6,423	43.58%	100%

Missing	6	refused	7	0.05%	
	7	legitimate skip	8306	56.36%	
	8	don't know	2	0.01%	
		Total	8,315	56.42%	

Valid	Invalid	Minimum	Maximum
6423	8315	0	4

Type	Code
Measurement Unit	numeric
H2TO32	32. Over the past 12 months, how many times did you get into a sexual situation that you later regretted because you had been drinking?

			Frequency	% of total	% of valid
Valid	0	never	5328	36.15%	83.03%
	1	once	773	5.24%	12.05%
	2	twice	180	1.22%	2.81%
	3	3 to 4 times	81	0.55%	1.26%
	4	5 or more times	55	0.37%	0.86%
		Total	6,417	43.54%	100%
Missing	6	refused	12	0.08%	
	7	legitimate skip	8306	56.36%	
	8	don't know	3	0.02%	
		Total	8,321	56.46%	

Valid	Invalid	Minimum	Maximum
6417	8321	0	4

Type	Code
Measurement Unit	numeric
H2TO33	33. Over the past 12 months, how many times did you get into a physical fight because you had been drinking?

			Frequency	% of total	% of valid
Valid	0	never	5512	37.4%	85.83%
	1	once	568	3.85%	8.84%
	2	twice	174	1.18%	2.71%
	3	3 to 4 times	93	0.63%	1.45%
	4	5 or more times	75	0.51%	1.17%

		Total	6,422	43.57%	100%
Missing	6	refused	9	0.06%	
	7	legitimate skip	8306	56.36%	
	8	don't know	1	0.01%	
		Total	8,316	56.43%	

Valid	Invalid	Minimum	Maximum
6422	8316	0	4

Type	Code
Measurement Unit	numeric
H2TO34	34. The most recent time you got into a fight, had you been drinking?

			Frequency	% of total	% of valid
Valid	0	no	525	3.56%	57.63%
	1	yes	386	2.62%	42.37%
		Total	911	6.18%	100%
Missing	6	refused	8	0.05%	
	7	legitimate skip	13818	93.76%	
	8	don't know	1	0.01%	
		Total	13,827	93.82%	

Valid	Invalid	Minimum	Maximum
911	13827	0	1

Type	Code
Measurement Unit	numeric
H2TO35	35. The most recent time you got into a fight, were you drunk?

			Frequency	% of total	% of valid
Valid	0	no	117	0.79%	30.47%
	1	yes	267	1.81%	69.53%
		Total	384	2.61%	100%
Missing	7	legitimate skip	14352	97.38%	
	8	don't know	2	0.01%	
		Total	14,354	97.39%	

Valid	Invalid	Minimum	Maximum
-------	---------	---------	---------

384	14354	0	1
-----	-------	---	---

Type	Code
Measurement Unit	numeric
H2TO36	36. Since {MOLI}, have you driven while drunk?

			Frequency	% of total	% of valid
Valid	0	no	5651	38.34%	88.02%
	1	yes	769	5.22%	11.98%
	Total		6,420	43.56%	100%
Missing	6	refused	11	0.07%	
	7	legitimate skip	8306	56.36%	
	8	don't know	1	0.01%	
	Total		8,318	56.44%	

Valid	Invalid	Minimum	Maximum
6420	8318	0	1

Type	Code
Measurement Unit	numeric
H2TO37	37. During the past 30 days, how often did you drive a car or other vehicle when you had been drinking alcohol?

			Frequency	% of total	% of valid
Valid	0	never	237	1.61%	30.82%
	1	1 time	247	1.68%	32.12%
	2	2 or 3 times	169	1.15%	21.98%
	3	4 or 5 times	55	0.37%	7.15%
	4	6 or more times	61	0.41%	7.93%
		Total	769	5.22%	100%
Missing	7	legitimate skip	13969	94.78%	
	Total		13,969	94.78%	

Valid	Invalid	Minimum	Maximum
769	13969	0	4

Type	Code
------	------

Measurement Unit	numeric
H2TO38	38. Since {MOLI}, have you been drunk at school?

			Frequency	% of total	% of valid
Valid	0	no	5861	39.77%	91.26%
	1	yes	561	3.81%	8.74%
Total			6,422	43.57%	100%
Missing	6	refused	8	0.05%	
	7	legitimate skip	8306	56.36%	
	8	don't know	2	0.01%	
Total			8,316	56.43%	

Valid	Invalid	Minimum	Maximum
6422	8316	0	1

H2TO39 - S27Q39 EVER DRUNK ALONE-W2

Type	Code
Measurement Unit	numeric
H2TO39	39. Since {MOLI}, have you drunk alcohol while you were alone?

			Frequency	% of total	% of valid
Valid	0	no	4886	33.15%	76.08%
	1	yes	1536	10.42%	23.92%
Total			6,422	43.57%	100%
Missing	6	refused	8	0.05%	
	7	legitimate skip	8306	56.36%	
	8	don't know	2	0.01%	
Total			8,316	56.43%	

Valid	Invalid	Minimum	Maximum
6422	8316	0	1

H2TO40 - S27Q40 MOST RECENT DRINK, ALONE-W2

Type	Code
Measurement Unit	numeric
H2TO40	40. The most recent time you drank alcohol, were you alone?

			Frequency	% of total	% of valid
Valid	0	no	1132	7.68%	73.75%
	1	yes	403	2.73%	26.25%

		Total	1,535	10.42%	100%
Missing	7	legitimate skip	13202	89.58%	
	8	don't know	1	0.01%	
		Total	13,203	89.58%	

Valid	Invalid	Minimum	Maximum
1535	13203	0	1

Type	Code
Measurement Unit	numeric
H2TO41	41. Of your three best friends, how many drink alcohol at least once a month?

			Frequency	% of total	% of valid
Valid	0	no friends	6121	41.53%	42.24%
	1	one friend	3224	21.88%	22.25%
	2	two friends	2205	14.96%	15.22%
	3	three friends	2942	19.96%	20.3%
		Total	14,492	98.33%	100%
Missing	6	refused	94	0.64%	
	8	don't know	152	1.03%	
		Total	246	1.67%	

Valid	Invalid	Minimum	Maximum
14492	246	0	3

Type	Code
Measurement Unit	numeric
H2TO42	42. Is alcohol easily available to you in your home?

			Frequency	% of total	% of valid
Valid	0	no	10859	73.68%	74.14%
	1	yes	3788	25.7%	25.86%
		Total	14,647	99.38%	100%
Missing	6	refused	60	0.41%	
	8	don't know	31	0.21%	
		Total	91	0.62%	

Valid	Invalid	Minimum	Maximum
-------	---------	---------	---------

14647	91	0	1
-------	----	---	---

H2TO44 - S27Q44 SINCE MOLI, TRIED MARIJUANA-W2

Type	Code
Measurement Unit	numeric
H2TO44	44. Since {MOLI}, have you tried or used marijuana?

			Frequency	% of total	% of valid
Valid	0	no	10819	73.41%	73.9%
	1	yes	3822	25.93%	26.1%
	Total		14,641	99.34%	100%
Missing	6	refused	68	0.46%	
	8	don't know	29	0.2%	
	Total		97	0.66%	

Valid	Invalid	Minimum	Maximum
14641	97	0	1

H2TO45 - S27Q45 TIMES SMOKED POT-W2

Type	Numeric (Double)
H2TO45	45. Since {MOLI}, how many times have you used marijuana?

			Frequency	% of total	% of valid
Missing	9996	refused	32	0.22%	
	9997	legitimate skip	10916	74.07%	
	9998	don't know	198	1.34%	
Total		11,146	75.63%		

Valid	Invalid	Minimum	Maximum	Mean	StdDev
3592	11146	1	996	42.898663...	112.44769...

H2TO46 - S27Q46 PAST 30 DAYS-TIMES SMOKED POT-W2

Type	Numeric (Double)
H2TO46	46. During the past 30 days, how many times have you used marijuana?

			Frequency	% of total	% of valid
Missing	996	refused	52	0.35%	
	997	legitimate skip	10916	74.07%	
	998	don't know	201	1.36%	
Total		11,169	75.78%		

Valid	Invalid	Minimum	Maximum	Mean	StdDev
3569	11169	0	900	7.8604651...	24.579059...

Type	Code
Measurement Unit	numeric
H2TO47	47. When was the most recent time you used marijuana?

			Frequency	% of total	% of valid
Valid	1	today	326	2.21%	8.64%
	2	yesterday (1 day ago)	547	3.71%	14.5%
	3	2 days ago	224	1.52%	5.94%
	4	3 days ago	116	0.79%	3.08%
	5	4 days ago	88	0.6%	2.33%
	6	5 days ago	103	0.7%	2.73%
	7	6 days ago	114	0.77%	3.02%
	8	1 to 2 weeks ago	438	2.97%	11.61%
	9	3 to 4 weeks ago	519	3.52%	13.76%
	10	5 to 6 weeks ago	209	1.42%	5.54%
	11	7 to 8 weeks ago	173	1.17%	4.59%
	12	more than 8 weeks ago	915	6.21%	24.26%
Total			3,772	25.59%	100%
Missing	96	refused	30	0.2%	
	97	legitimate skip	10916	74.07%	
	98	don't know	20	0.14%	
Total			10,966	74.41%	

Valid	Invalid	Minimum	Maximum
3772	10966	1	12

Type	Code
Measurement Unit	numeric
H2TO48	48. Of your three best friends, how many use marijuana at least once a month?

			Frequency	% of total	% of valid
Valid	0	none	8554	58.04%	59.03%
	1	1 friend	2877	19.52%	19.86%
	2	2 friends	1445	9.8%	9.97%
	3	3 friends	1614	10.95%	11.14%

		Total	14,490	98.32%	100%
Missing	6	refused	100	0.68%	
	8	don't know	148	1%	
		Total	248	1.68%	

Valid	Invalid	Minimum	Maximum
14490	248	0	3

H2TO49 - S27Q49 AGE FIRST TRIED COCAINE-W2

Type	Numeric (Double)
------	------------------

Valid	Invalid	Minimum	Maximum	Mean	StdDev
14738	0	97	97	97	0

H2TO50 - S27Q50 SINCE MOLI, TRIED COCAINE-W2

Type	Code
Measurement Unit	numeric
H2TO50	50. Since {MOLI}, have you tried or used any kind of cocaine - including powder, freebase, or crack cocaine?

			Frequency	% of total	% of valid
Valid	0	no	14276	96.87%	97.54%
	1	yes	360	2.44%	2.46%
		Total	14,636	99.31%	100%
Missing	6	refused	66	0.45%	
	8	don't know	36	0.24%	
		Total	102	0.69%	

Valid	Invalid	Minimum	Maximum
14636	102	0	1

H2TO51 - S27Q51 TIMES USED COCAINE-W2

Type	Numeric (Double)
H2TO51	51. Since {MOLI}, how many times have you used cocaine?

			Frequency	% of total	% of valid
Missing	996	refused	3	0.02%	
	997	legitimate skip	14378	97.56%	
	998	don't know	11	0.07%	
		Total	14,392	97.65%	

Valid	Invalid	Minimum	Maximum	Mean	StdDev
346	14392	1	900	14.485549...	59.030682...

H2TO52 - S27Q52 PAST 30 DAYS-TIMES USED COKE-W2

Type	Numeric (Double)
H2TO52	52. During the past 30 days, how many times have you used cocaine?

			Frequency	% of total	% of valid
Missing	996	refused	4	0.03%	
	997	legitimate skip	14378	97.56%	
	998	don't know	11	0.07%	
Total			14,393	97.66%	

Valid	Invalid	Minimum	Maximum	Mean	StdDev
345	14393	0	222	3.9478260...	16.217190...

H2TO54 - S27Q54 SINCE MOLI, TRIED INHALANTS-W2

Type	Code
Measurement Unit	numeric
H2TO54	54. Since {MOLI}, have you tried or used inhalants, such as glue or solvents?

			Frequency	% of total	% of valid
Valid	0	no	14341	97.31%	97.94%
	1	yes	302	2.05%	2.06%
	Total			14,643	99.36%
Missing	6	refused	63	0.43%	
	8	don't know	32	0.22%	
	Total			95	0.64%

Valid	Invalid	Minimum	Maximum
14643	95	0	1

H2TO55 - S27Q55 TIMES USED INHALANTS-W2

Type	Numeric (Double)
H2TO55	55. Since {MOLI}, how many times have you used inhalants?

			Frequency	% of total	% of valid
Missing	996	refused	1	0.01%	
	997	legitimate skip	14436	97.95%	
	998	don't know	12	0.08%	

		Total	14,449	98.04%	
--	--	-------	--------	--------	--

Valid	Invalid	Minimum	Maximum	Mean	StdDev
289	14449	1	360	7.6920415...	26.749713...

H2TO56 - S27Q56 PAST 30 DAYS-USED INHALANTS-W2

Type	Numeric (Double)
H2TO56	56. During the past 30 days, how many times have you used inhalants?

			Frequency	% of total	% of valid
Missing	996	refused	5	0.03%	
	997	legitimate skip	14436	97.95%	
	998	don't know	12	0.08%	
		Total	14,453	98.07%	

Valid	Invalid	Minimum	Maximum	Mean	StdDev
285	14453	0	222	2.4350877...	13.890422...

H2TO58 - S27Q58 SINCE MOLI, TRIED OTHER DRUGS-W2

Type	Code
Measurement Unit	numeric
H2TO58	58. Since {MOLI}, have you tried any other type of illegal drug, such as LSD, PCP, ecstasy, mushrooms, speed, ice, heroin, or pills, without a doctor's prescription?

			Frequency	% of total	% of valid
Valid	0	no	13768	93.42%	94.01%
	1	yes	877	5.95%	5.99%
		Total	14,645	99.37%	100%
Missing	6	refused	66	0.45%	
	8	don't know	27	0.18%	
		Total	93	0.63%	

Valid	Invalid	Minimum	Maximum
14645	93	0	1

H2TO59 - S27Q59 TIMES USE OTHER ILLEGAL DRUGS-W2

Type	Numeric (Double)
H2TO59	59. Since {MOLI}, how many times have you used any of these types of illegal drugs? (LSD, PCP, ecstasy, mushrooms, speed, ice, heroin, or pills)

			Frequency	% of total	% of valid
Missing	9996	refused	4	0.03%	
	9997	legitimate skip	13861	94.05%	
	9998	don't know	37	0.25%	
		Total	13,902	94.33%	

Valid	Invalid	Minimum	Maximum	Mean	StdDev
836	13902	1	996	22.156698...	89.066149...

H2TO60 - S27Q60 PAST 30 DAYS-USE OTH ILL DRUGS-W2

Type	Numeric (Double)
H2TO60	60. During the past 30 days, how many times did you use any of these types of illegal drugs? (LSD, PCP, ecstasy, mushrooms, speed, ice, heroin, or pills)

			Frequency	% of total	% of valid
Missing	996	refused	9	0.06%	
	997	legitimate skip	13861	94.05%	
	998	don't know	46	0.31%	
		Total	13,916	94.42%	

Valid	Invalid	Minimum	Maximum	Mean	StdDev
822	13916	0	900	6.2372262...	42.824070...

H2TO61 - S27Q61 INJECTED DRUGS-W2

Type	Code
Measurement Unit	numeric
H2TO61	61. Since {MOLI}, have you ever injected, shot up with a needle, any illegal drug, such as heroin, or cocaine?

			Frequency	% of total	% of valid
Valid	0	no	14571	98.87%	99.45%
	1	yes	81	0.55%	0.55%
	Total		14,652	99.42%	100%
Missing	6	refused	61	0.41%	
	8	don't know	25	0.17%	
	Total		86	0.58%	

Valid	Invalid	Minimum	Maximum
14652	86	0	1

 H2TO62 - S27Q62 HOW OFTEN INJECTED DRUGS-W2

Type	Code
Measurement Unit	numeric
H2TO62	62. Since {MOLI}, how often have you taken such a drug using a needle?

			Frequency	% of total	% of valid
Valid	1	once or twice	37	0.25%	45.68%
	2	a few times	23	0.16%	28.4%
	3	many times	21	0.14%	25.93%
	Total		81	0.55%	100%
Missing	7	legitimate skip	14657	99.45%	
	Total		14,657	99.45%	

Valid	Invalid	Minimum	Maximum
81	14657	1	3

 H2TO63 - S27Q63 AGE FIRST INJECTED DRUGS-W2

Type	Numeric (Double)
------	------------------

Valid	Invalid	Minimum	Maximum	Mean	StdDev
14738	0	97	97	97	0

 H2TO64 - S27Q64 PAST 30 DAYS-TIMES INJECTED-W2

Type	Code
Measurement Unit	numeric
H2TO64	64. During the past 30 days, how often did you take an illegal drug using a needle?

			Frequency	% of total	% of valid
Valid	0	never	13	0.09%	29.55%
	1	1 or 2 times	16	0.11%	36.36%
	2	3 to 10 times	8	0.05%	18.18%
	3	more than 10 times	7	0.05%	15.91%
		Total	44	0.3%	100%
Missing	7	legitimate skip	14694	99.7%	
	Total		14,694	99.7%	

Valid	Invalid	Minimum	Maximum
44	14694	0	3

 H2TO65 - S27Q65 DO YOU OWN NEEDLE/SYRINGE-W2

Type	Code
Measurement Unit	numeric
H2TO65	65. Do you have your own needle and syringe or works?

			Frequency	% of total	% of valid
Valid	0	no	15	0.1%	34.88%
	1	yes	28	0.19%	65.12%
Total			43	0.29%	100%
Missing	6	refused	1	0.01%	
	7	legitimate skip	14694	99.7%	
Total			14,695	99.71%	

Valid	Invalid	Minimum	Maximum
43	14695	0	1

 H2TO66 - S27Q66 EVER SHARED NEEDLE/SYRINGE-W2

Type	Code
Measurement Unit	numeric
H2TO66	66. Have you ever shared a needle and syringe with another person?

			Frequency	% of total	% of valid
Valid	0	no	28	0.19%	65.12%
	1	yes	15	0.1%	34.88%
Total			43	0.29%	100%
Missing	6	refused	1	0.01%	
	7	legitimate skip	14694	99.7%	
Total			14,695	99.71%	

Valid	Invalid	Minimum	Maximum
43	14695	0	1

 H2TO67 - S27Q67 BLEACH NEEDLE/SYRINGE BEF USE-W2

Type	Code
Measurement Unit	numeric
H2TO67	67. Do you always bleach the needle and syringe you are using before you use them?

			Frequency	% of total	% of valid
--	--	--	-----------	------------	------------

Valid	0	no	6	0.04%	40%
	1	yes	9	0.06%	60%
		Total	15	0.1%	100%
Missing	7	legitimate skip	14723	99.9%	
		Total	14,723	99.9%	

Valid	Invalid	Minimum	Maximum
15	14723	0	1

Type	Code
Measurement Unit	numeric
H2TO68	68. Are illegal drugs easily available to you in your home?

			Frequency	% of total	% of valid
Valid	0	no	14275	96.86%	97.41%
	1	yes	379	2.57%	2.59%
		Total	14,654	99.43%	100%
Missing	6	refused	62	0.42%	
	8	don't know	22	0.15%	
		Total	84	0.57%	

Valid	Invalid	Minimum	Maximum
14654	84	0	1

Type	Code
Measurement Unit	numeric
H2DS1	1. In the past 12 months, how often did you paint graffiti or signs on someone else's property or in a public place?

			Frequency	% of total	% of valid
Valid	0	never	13627	92.46%	93.03%
	1	1 or 2 times	697	4.73%	4.76%
	2	3 or 4 times	161	1.09%	1.1%
	3	5 or more times	163	1.11%	1.11%
		Total	14,648	99.39%	100%
Missing	6	refused	60	0.41%	
	8	don't know	30	0.2%	
		Total	90	0.61%	

Valid	Invalid	Minimum	Maximum
14648	90	0	3

H2DS2 - S28Q2 PAST 12 MOS-DAMAGE PROPERTY-W2

Type	Code
Measurement Unit	numeric
H2DS2	2. In the past 12 months, how often did you deliberately damage property that didn't belong to you?

			Frequency	% of total	% of valid
Valid	0	never	12690	86.1%	86.6%
	1	1 or 2 times	1540	10.45%	10.51%
	2	3 or 4 times	224	1.52%	1.53%
	3	5 or more times	200	1.36%	1.36%
		Total	14,654	99.43%	100%
Missing	6	refused	62	0.42%	
	8	don't know	22	0.15%	
		Total	84	0.57%	


Valid	Invalid	Minimum	Maximum
14654	84	0	3

H2DS3 - S28Q3 LIE TO PARENTS ABOUT WHEREABOUT-W2

Type	Code
Measurement Unit	numeric
H2DS3	3. In the past 12 months, how often did you lie to your parents or guardians about where you had been or whom you were with?

			Frequency	% of total	% of valid
Valid	0	never	7952	53.96%	54.29%
	1	1 or 2 times	4279	29.03%	29.21%
	2	3 or 4 times	1157	7.85%	7.9%
	3	5 or more times	1260	8.55%	8.6%
		Total	14,648	99.39%	100%
Missing	6	refused	62	0.42%	
	8	don't know	28	0.19%	
		Total	90	0.61%	

Valid	Invalid	Minimum	Maximum
14648	90	0	3

 H2DS4 - S28Q4 SHOPLIFT-W2

Type	Code
Measurement Unit	numeric
H2DS4	4. How often did you take something from a store without paying for it?

			Frequency	% of total	% of valid
Valid	0	never	11890	80.68%	81.16%
	1	1 or 2 times	1792	12.16%	12.23%
	2	3 or 4 times	422	2.86%	2.88%
	3	5 or more times	546	3.7%	3.73%
		Total	14,650	99.4%	100%
Missing	6	refused	61	0.41%	
	8	don't know	27	0.18%	
		Total	88	0.6%	


Valid	Invalid	Minimum	Maximum
14650	88	0	3

 H2DS5 - S28Q5 RUN AWAY FROM HOME-W2

Type	Code
Measurement Unit	numeric
H2DS5	5. How often did you run away from home?

			Frequency	% of total	% of valid
Valid	0	never	13756	93.34%	93.81%
	1	1 or 2 times	727	4.93%	4.96%
	2	3 or 4 times	100	0.68%	0.68%
	3	5 or more times	80	0.54%	0.55%
		Total	14,663	99.49%	100%
Missing	6	refused	56	0.38%	
	8	don't know	19	0.13%	
		Total	75	0.51%	

Valid	Invalid	Minimum	Maximum
14663	75	0	3

 H2DS6 - S28Q6 STEAL A CAR-W2

Type	Code
------	------

Measurement Unit	numeric
H2DS6	6. How often did you drive a car without the owner's permission?

			Frequency	% of total	% of valid
Valid	0	never	13496	91.57%	92.02%
	1	1 or 2 times	902	6.12%	6.15%
	2	3 or 4 times	128	0.87%	0.87%
	3	5 or more times	140	0.95%	0.95%
Total			14,666	99.51%	100%
Missing	6	refused	53	0.36%	
	8	don't know	19	0.13%	
	Total			72	0.49%

Valid	Invalid	Minimum	Maximum
14666	72	0	3

Type	Code
Measurement Unit	numeric
H2DS7	7. In the past 12 months, how often did you steal something worth more than \$50?

			Frequency	% of total	% of valid
Valid	0	never	13977	94.84%	95.31%
	1	1 or 2 times	462	3.13%	3.15%
	2	3 or 4 times	93	0.63%	0.63%
	3	5 or more times	133	0.9%	0.91%
Total			14,665	99.5%	100%
Missing	6	refused	56	0.38%	
	8	don't know	17	0.12%	
	Total			73	0.5%

Valid	Invalid	Minimum	Maximum
14665	73	0	3

Type	Code
Measurement Unit	numeric
H2DS8	8. How often did you go into a house or building to steal something?

			Frequency	% of total	% of valid
--	--	--	-----------	------------	------------

Valid	0	never	14077	95.51%	96.01%
	1	1 or 2 times	414	2.81%	2.82%
	2	3 or 4 times	71	0.48%	0.48%
	3	5 or more times	100	0.68%	0.68%
		Total	14,662	99.48%	100%
Missing	6	refused	54	0.37%	
	8	don't know	22	0.15%	
		Total	76	0.52%	

Valid	Invalid	Minimum	Maximum
14662	76	0	3

Type	Code
Measurement Unit	numeric
H2DS9	9. How often did you use or threaten to use a weapon to get something from someone?

			Frequency	% of total	% of valid
Valid	0	never	14141	95.95%	96.41%
	1	1 or 2 times	388	2.63%	2.65%
	2	3 or 4 times	73	0.5%	0.5%
	3	5 or more times	65	0.44%	0.44%
		Total	14,667	99.52%	100%
Missing	6	refused	52	0.35%	
	8	don't know	19	0.13%	
		Total	71	0.48%	

Valid	Invalid	Minimum	Maximum
14667	71	0	3

Type	Code
Measurement Unit	numeric
H2DS10	10. How often did you sell marijuana or other drugs?

			Frequency	% of total	% of valid
Valid	0	never	13550	91.94%	92.43%
	1	1 or 2 times	546	3.7%	3.72%
	2	3 or 4 times	190	1.29%	1.3%
	3	5 or more times	373	2.53%	2.54%

		Total	14,659	99.46%	100%
Missing	6	refused	56	0.38%	
	8	don't know	23	0.16%	
		Total	79	0.54%	

Valid	Invalid	Minimum	Maximum
14659	79	0	3

Type	Code
Measurement Unit	numeric
H2DS11	11. How often did you steal something worth less than \$50?

			Frequency	% of total	% of valid
Valid	0	never	12395	84.1%	84.54%
	1	1 or 2 times	1430	9.7%	9.75%
	2	3 or 4 times	311	2.11%	2.12%
	3	5 or more times	526	3.57%	3.59%
		Total	14,662	99.48%	100%
Missing	6	refused	56	0.38%	
	8	don't know	20	0.14%	
		Total	76	0.52%	

Valid	Invalid	Minimum	Maximum
14662	76	0	3

Type	Code
Measurement Unit	numeric
H2DS12	12. How often did you act loud, rowdy, or unruly in a public place?

			Frequency	% of total	% of valid
Valid	0	never	8881	60.26%	60.57%
	1	1 or 2 times	4006	27.18%	27.32%
	2	3 or 4 times	895	6.07%	6.1%
	3	5 or more times	880	5.97%	6%
		Total	14,662	99.48%	100%
Missing	6	refused	52	0.35%	
	8	don't know	24	0.16%	
		Total	76	0.52%	

Valid	Invalid	Minimum	Maximum
14662	76	0	3

H2DS13 - S28Q13 TAKE PART IN A GROUP FIGHT-W2

Type	Code
Measurement Unit	numeric
H2DS13	13. In the past 12 months, how often did you take part in a fight where a group of your friends was against another group?

			Frequency	% of total	% of valid
Valid	0	never	12018	81.54%	81.93%
	1	1 or 2 times	2013	13.66%	13.72%
	2	3 or 4 times	367	2.49%	2.5%
	3	5 or more times	270	1.83%	1.84%
		Total	14,668	99.53%	100%
Missing	6	refused	50	0.34%	
	8	don't know	20	0.14%	
		Total	70	0.47%	

Valid	Invalid	Minimum	Maximum
14668	70	0	3

H2DS14 - S28Q14 INITIATED INTO A NAMED GANG-W2

Type	Code
Measurement Unit	numeric
H2DS14	14. Have you been initiated into a named gang?

			Frequency	% of total	% of valid
Valid	0	no	13958	94.71%	95.2%
	1	yes	704	4.78%	4.8%
		Total	14,662	99.48%	100%
Missing	6	refused	51	0.35%	
	8	don't know	25	0.17%	
		Total	76	0.52%	

Valid	Invalid	Minimum	Maximum
14662	76	0	1

H2FV1 - S29Q1 SAW SHOOTING/STABBING OF PERSON-W2

Type	Code
------	------

Measurement Unit	numeric
H2FV1	1. During the past 12 months, how often did the following happen? You saw someone shoot or stab another person.

			Frequency	% of total	% of valid
Valid	0	never	13366	90.69%	91.16%
	1	once	968	6.57%	6.6%
	2	more than once	328	2.23%	2.24%
Total			14,662	99.48%	100%
Missing	6	refused	56	0.38%	
	8	don't know	20	0.14%	
	Total		76	0.52%	

Valid	Invalid	Minimum	Maximum
14662	76	0	2

H2FV2 - S29Q2 HAD KNIFE/GUN PULLED ON YOU-W2

Type	Code
Measurement Unit	numeric
H2FV2	2. During the past 12 months, how often did the following happen? Someone pulled a knife or gun on you.

			Frequency	% of total	% of valid
Valid	0	never	13142	89.17%	89.59%
	1	once	1204	8.17%	8.21%
	2	more than once	323	2.19%	2.2%
Total			14,669	99.53%	100%
Missing	6	refused	53	0.36%	
	8	don't know	16	0.11%	
	Total		69	0.47%	

Valid	Invalid	Minimum	Maximum
14669	69	0	2

H2FV3 - S29Q3 SOMEONE SHOT YOU-W2

Type	Code
Measurement Unit	numeric
H2FV3	3. During the past 12 months, how often did the following happen? Someone shot you.

			Frequency	% of total	% of valid
--	--	--	-----------	------------	------------

Valid	0	never	14493	98.34%	98.76%
	1	once	146	0.99%	0.99%
	2	more than once	36	0.24%	0.25%
		Total	14,675	99.57%	100%
Missing	6	refused	49	0.33%	
	8	don't know	14	0.09%	
		Total	63	0.43%	

Valid	Invalid	Minimum	Maximum
14675	63	0	2

Type	Code
Measurement Unit	numeric
H2FV4	4. During the past 12 months, how often did the following things happen? Someone cut or stabbed you.

			Frequency	% of total	% of valid
Valid	0	never	14167	96.13%	96.54%
	1	once	438	2.97%	2.98%
	2	more than once	69	0.47%	0.47%
		Total	14,674	99.57%	100%
Missing	6	refused	49	0.33%	
	8	don't know	15	0.1%	
		Total	64	0.43%	

Valid	Invalid	Minimum	Maximum
14674	64	0	2

Type	Code
Measurement Unit	numeric
H2FV5	5. During the past 12 months, how often did the following happen? You were jumped.

			Frequency	% of total	% of valid
Valid	0	never	13396	90.89%	91.29%
	1	once	990	6.72%	6.75%
	2	more than once	288	1.95%	1.96%
		Total	14,674	99.57%	100%

Missing	6	refused	48	0.33%	
	8	don't know	16	0.11%	
		Total	64	0.43%	

Valid	Invalid	Minimum	Maximum
14674	64	0	2

H2FV6 - S29Q6 PULLED A KNIFE/GUN ON SOMEONE-W2

Type	Code
Measurement Unit	numeric
H2FV6	6. During the past 12 months, how often did the following happen? You pulled a knife or gun on someone.

			Frequency	% of total	% of valid
Valid	0	never	13996	94.97%	95.38%
	1	once	474	3.22%	3.23%
	2	more than once	204	1.38%	1.39%
		Total	14,674	99.57%	100%
Missing	6	refused	48	0.33%	
	8	don't know	16	0.11%	
		Total	64	0.43%	

Valid	Invalid	Minimum	Maximum
14674	64	0	2

H2FV7 - S29Q7 SHOT/STABBED SOMEONE-W2

Type	Code
Measurement Unit	numeric
H2FV7	7. During the past 12 months, how often did the following happen? You shot or stabbed someone.

			Frequency	% of total	% of valid
Valid	0	never	14409	97.77%	98.17%
	1	once	175	1.19%	1.19%
	2	more than once	94	0.64%	0.64%
		Total	14,678	99.59%	100%
Missing	6	refused	46	0.31%	
	8	don't know	14	0.09%	
		Total	60	0.41%	

Valid	Invalid	Minimum	Maximum
-------	---------	---------	---------

14678	60	0	2
-------	----	---	---

Type	Code
Measurement Unit	numeric
H2FV8	8. Since {MOLI}, have you drunk alcohol while carrying a weapon, such as a gun, knife, or club?

			Frequency	% of total	% of valid
Valid	0	no	14133	95.89%	96.28%
	1	yes	546	3.7%	3.72%
	Total		14,679	99.6%	100%
Missing	6	refused	43	0.29%	
	8	don't know	16	0.11%	
	Total		59	0.4%	

Valid	Invalid	Minimum	Maximum
14679	59	0	1

Type	Code
Measurement Unit	numeric
H2FV9	9. Since {MOLI}, have you used drugs while carrying a weapon, such as a gun, knife, or club?

			Frequency	% of total	% of valid
Valid	0	no	14200	96.35%	96.77%
	1	yes	474	3.22%	3.23%
	Total		14,674	99.57%	100%
Missing	6	refused	47	0.32%	
	8	don't know	17	0.12%	
	Total		64	0.43%	

Valid	Invalid	Minimum	Maximum
14674	64	0	1

Type	Code
Measurement Unit	numeric

H2FV10	10. Since {MOLI}, have you used a weapon in a fight?
--------	--

			Frequency	% of total	% of valid
Valid	0	no	14060	95.4%	95.79%
	1	yes	618	4.19%	4.21%
		Total	14,678	99.59%	100%
Missing	6	refused	45	0.31%	
	8	don't know	15	0.1%	
		Total	60	0.41%	

Valid	Invalid	Minimum	Maximum
14678	60	0	1

H2FV11 - S29Q11 CARRY WEAPON TO SCHOOL-W2

Type	Code
Measurement Unit	numeric
H2FV11	11. Since {MOLI}, have you carried a weapon at school?

			Frequency	% of total	% of valid
Valid	0	no	13878	94.16%	94.56%
	1	yes	798	5.41%	5.44%
		Total	14,676	99.58%	100%
Missing	6	refused	46	0.31%	
	8	don't know	16	0.11%	
		Total	62	0.42%	

Valid	Invalid	Minimum	Maximum
14676	62	0	1

H2FV12 - S29Q12 PAST MO, CARRY WEAPON TO SCHL-W2

Type	Code
Measurement Unit	numeric
H2FV12	12. During the past 30 days, on how many days did you carry a weapon--such as a gun, knife, or club--to school?

			Frequency	% of total	% of valid
Valid	0	none	257	1.74%	32.21%
	1	1 day	172	1.17%	21.55%
	2	2 or 3 days	119	0.81%	14.91%
	3	4 or 5 days	59	0.4%	7.39%
	4	6 or more days	191	1.3%	23.93%

		Total	798	5.41%	100%
Missing	7	legitimate skip	13940	94.59%	
		Total	13,940	94.59%	

Valid	Invalid	Minimum	Maximum
798	13940	0	4

Type	Code
Measurement Unit	numeric
H2FV13	13. During the past 30 days, what one kind of weapon did you carry most often to school?

			Frequency	% of total	% of valid
Valid	1	a handgun	73	0.5%	13.49%
	2	other kind of gun such as a rifle, shotgun, etc.	23	0.16%	4.25%
	3	a club, stick, bat, or pipe	30	0.2%	5.55%
	4	a knife or razor	364	2.47%	67.28%
	5	some other kind of weapon	51	0.35%	9.43%
		Total	541	3.67%	100%
Missing	7	legitimate skip	14197	96.33%	
		Total	14,197	96.33%	

Valid	Invalid	Minimum	Maximum
541	14197	1	5

Type	Code
Measurement Unit	numeric
H2FV14	14. Is a gun easily available to you in your home?

			Frequency	% of total	% of valid
Valid	0	no	12310	83.53%	83.93%
	1	yes	2357	15.99%	16.07%
		Total	14,667	99.52%	100%
Missing	.	missing	2	0.01%	
	6	refused	49	0.33%	
	8	don't know	20	0.14%	
		Total	71	0.48%	

Valid	Invalid	Minimum	Maximum
14667	71	0	1

H2FV15A - S29Q15 TYPE OF GUN AVAILABLE-HANDGUN-W2

Type	Code
Measurement Unit	numeric
H2FV15A	15A. What kind of gun is available? If more than one kind is available, choose more than one answer. handgun (including pistol or revolver)

			Frequency	% of total	% of valid
Valid	0	not selected	980	6.65%	41.92%
	1	selected	1358	9.21%	58.08%
		Total	2,338	15.86%	100%
Missing	.	missing	2	0.01%	
	6	refused	6	0.04%	
	7	legitimate skip	12379	83.99%	
	8	don't know	13	0.09%	
		Total	12,400	84.14%	

Valid	Invalid	Minimum	Maximum
2338	12400	0	1

H2FV15B - S29Q15 TYPE OF GUN AVAILABLE-SHOTGUN-W2

Type	Code
Measurement Unit	numeric
H2FV15B	15B. What kind of gun is available? If more than one kind is available, choose more than one answer. shotgun

			Frequency	% of total	% of valid
Valid	0	not selected	884	6%	37.81%
	1	selected	1454	9.87%	62.19%
		Total	2,338	15.86%	100%
Missing	.	missing	2	0.01%	
	6	refused	6	0.04%	
	7	legitimate skip	12379	83.99%	
	8	don't know	13	0.09%	
		Total	12,400	84.14%	

Valid	Invalid	Minimum	Maximum
2338	12400	0	1

 H2FV15C - S29Q15 TYPE OF GUN AVAILABLE-RIFLE-W2

Type	Code
Measurement Unit	numeric
H2FV15C	15C. What kind of gun is available? If more than one kind is available, choose more than one answer. rifle

			Frequency	% of total	% of valid
Valid	0	not selected	975	6.62%	41.7%
	1	selected	1363	9.25%	58.3%
		Total	2,338	15.86%	100%
Missing	.	missing	2	0.01%	
	6	refused	6	0.04%	
	7	legitimate skip	12379	83.99%	
	8	don't know	13	0.09%	
		Total	12,400	84.14%	

Valid	Invalid	Minimum	Maximum
2338	12400	0	1

 H2FV15D - S29Q15 TYPE OF GUN AVAILABLE-OTHER-W2

Type	Code
Measurement Unit	numeric
H2FV15D	15D. What kind of gun is available? If more than one kind is available, choose more than one answer. Some other kind

			Frequency	% of total	% of valid
Valid	0	not selected	1977	13.41%	84.56%
	1	selected	361	2.45%	15.44%
		Total	2,338	15.86%	100%
Missing	.	missing	2	0.01%	
	6	refused	6	0.04%	
	7	legitimate skip	12379	83.99%	
	8	don't know	13	0.09%	
		Total	12,400	84.14%	

Valid	Invalid	Minimum	Maximum
2338	12400	0	1

 H2FV16 - S29Q16 PAST 12 MO, FREQ SERIOUS FIGHT-W2

Type	Code
Measurement Unit	numeric
H2FV16	16. In the past 12 months, how often did you get into a serious physical fight?

			Frequency	% of total	% of valid
Valid	0	never	11773	79.88%	80.24%
	1	1 or 2 times	2427	16.47%	16.54%
	2	3 or 4 times	302	2.05%	2.06%
	3	5 or more times	170	1.15%	1.16%
		Total	14,672	99.55%	100%
Missing	6	refused	47	0.32%	
	8	don't know	19	0.13%	
		Total	66	0.45%	

Valid	Invalid	Minimum	Maximum
14672	66	0	3

H2FV17 - S29Q17 PAST 12 MO, FREQ WEAPON-FIGHT-W2

Type	Code
Measurement Unit	numeric
H2FV17	17. In the past 12 months, how often did you use a weapon in a fight?

			Frequency	% of total	% of valid
Valid	0	never	2408	16.34%	83.12%
	1	1 or 2 times	367	2.49%	12.67%
	2	3 or 4 times	71	0.48%	2.45%
	3	5 or more times	51	0.35%	1.76%
		Total	2,897	19.66%	100%
Missing	6	refused	1	0.01%	
	7	legitimate skip	11839	80.33%	
	8	don't know	1	0.01%	
		Total	11,841	80.34%	

Valid	Invalid	Minimum	Maximum
2897	11841	0	3

H2FV18 - S29Q18 LAST FIGHT, WHO-W2

Type	Code
Measurement Unit	numeric
H2FV18	18. The last time you were in a physical fight, with whom did you fight?

			Frequency	% of total	% of valid
Valid	1	a total stranger	872	5.92%	30.14%
	2	a friend or someone you knew	1227	8.33%	42.41%
	3	a {GIRLFRIEND/BOYFRIEND} or date	75	0.51%	2.59%
	4	a parent, brother, sister, or other family member	206	1.4%	7.12%
	5	someone not listed above	381	2.59%	13.17%
	6	more than one of the persons listed above	132	0.9%	4.56%
Total			2,893	19.63%	100%
Missing	96	refused	3	0.02%	
	97	legitimate skip	11839	80.33%	
	98	don't know	3	0.02%	
Total			11,845	80.37%	

Valid	Invalid	Minimum	Maximum
2893	11845	1	6

H2FV19 - S29Q19 LAST FIGHT, WHERE-W2

Type	Code
Measurement Unit	numeric
H2FV19	19. The last time you were in a physical fight, where did it occur?

			Frequency	% of total	% of valid
Valid	1	at school	961	6.52%	33.18%
	2	in your neighborhood	612	4.15%	21.13%
	3	at home	300	2.04%	10.36%
	4	at work	22	0.15%	0.76%
	5	someplace else	1001	6.79%	34.56%
Total			2,896	19.65%	100%
Missing	6	refused	1	0.01%	
	7	legitimate skip	11839	80.33%	
	8	don't know	2	0.01%	
Total			11,842	80.35%	

Valid	Invalid	Minimum	Maximum
2896	11842	1	5

H2FV20 - S29Q20 PAST 12 MO, INJURED IN FIGHT-W2

Type	Numeric (Double)
H2FV20	20. In the past 12 months, how many times were you in a physical fight in which you were injured and had to be treated by a doctor or nurse?

			Frequency	% of total	% of valid
Missing	996	refused	10	0.07%	
	997	legitimate skip	11839	80.33%	
	998	don't know	21	0.14%	
Total			11,870	80.54%	

Valid	Invalid	Minimum	Maximum	Mean	StdDev
2868	11870	0	333	0.6046025...	6.5896098...

H2FV21M - S29Q21 MONTH, TREATED FIGHT INJURY-W2

Type	Code
Measurement Unit	numeric
H2FV21M	21M. In what month [and year] were you most recently injured in a fight badly enough that you had to be treated by a doctor or a nurse?

			Frequency	% of total	% of valid
Valid	0	you never had to be treated	2182	14.81%	84.77%
	1	January	43	0.29%	1.67%
	2	February	32	0.22%	1.24%
	3	March	48	0.33%	1.86%
	4	April	69	0.47%	2.68%
	5	May	59	0.4%	2.29%
	6	June	38	0.26%	1.48%
	7	July	15	0.1%	0.58%
	8	August	12	0.08%	0.47%
	9	September	21	0.14%	0.82%
	10	October	14	0.09%	0.54%
	11	November	16	0.11%	0.62%
	12	December	25	0.17%	0.97%
Total			2,574	17.47%	100%
Missing	96	refused	48	0.33%	
	97	legitimate skip	11839	80.33%	
	98	don't know	277	1.88%	
Total			12,164	82.53%	

Valid	Invalid	Minimum	Maximum
2574	12164	0	12

 H2FV21Y - S29Q21 YEAR, TREATED FIGHT INJURY-W2

Type	Code
Measurement Unit	numeric
H2FV21Y	21Y. In what [month and] year were you most recently injured in a fight badly enough that you had to be treated by a doctor or a nurse?

			Frequency	% of total	% of valid
Valid	0	you never had to be treated	2154	14.62%	83.23%
	78	1978	1	0.01%	0.04%
	89	1989	5	0.03%	0.19%
	90	1990	6	0.04%	0.23%
	91	1991	4	0.03%	0.15%
	92	1992	5	0.03%	0.19%
	93	1993	7	0.05%	0.27%
	94	1994	23	0.16%	0.89%
	95	1995	163	1.11%	6.3%
	96	1996	220	1.49%	8.5%
	Total		2,588	17.56%	100%
Missing	996	refused	47	0.32%	
	997	legitimate skip	11839	80.33%	
	998	don't know	264	1.79%	
	Total		12,150	82.44%	

Valid	Invalid	Minimum	Maximum
2588	12150	0	96

 H2FV22 - S29Q22 PAST 12 MO, INJURED SOMEONE-W2

Type	Code
Measurement Unit	numeric
H2FV22	22. In the past 12 months, how often did you hurt someone badly enough to need bandages or care from a doctor or nurse?

			Frequency	% of total	% of valid
Valid	0	never	1682	11.41%	58.48%
	1	1 or 2 times	950	6.45%	33.03%
	2	3 or 4 times	158	1.07%	5.49%
	3	5 or more times	86	0.58%	2.99%
	Total		2,876	19.51%	100%

Missing	6	refused	6	0.04%	
	7	legitimate skip	11839	80.33%	
	8	don't know	17	0.12%	
		Total	11,862	80.49%	

Valid	Invalid	Minimum	Maximum
2876	11862	0	3

H2JO1 - S30Q1 FIRST SEX-WERE YOU DRINKING-W2

Type	Code
Measurement Unit	numeric
H2JO1	1. The first time you had sexual intercourse, had you been drinking alcohol?

			Frequency	% of total	% of valid
Valid	0	no	411	2.79%	86.71%
	1	yes	63	0.43%	13.29%
		Total	474	3.22%	100%
Missing	.	don't know	619	4.2%	
	6	refused	1	0.01%	
	7	legitimate skip	13644	92.58%	
		Total	14,264	96.78%	

Valid	Invalid	Minimum	Maximum
474	14264	0	1

H2JO2 - S30Q2 FIRST SEX-WERE YOU DRUNK-W2

Type	Code
Measurement Unit	numeric
H2JO2	2. Were you drunk when you had sexual intercourse for the first time?

			Frequency	% of total	% of valid
Valid	0	no	26	0.18%	41.27%
	1	yes	37	0.25%	58.73%
		Total	63	0.43%	100%
Missing	.	don't know	619	4.2%	
	7	legitimate skip	14056	95.37%	
		Total	14,675	99.57%	

Valid	Invalid	Minimum	Maximum
63	14675	0	1

 H2JO3 - S30Q3 MOST RECENT SEX-DRINK ALCOHOL-W2

Type	Code
Measurement Unit	numeric
H2JO3	3. The most recent time you had sexual intercourse, had you been drinking?

			Frequency	% of total	% of valid
Valid	0	no	3362	22.81%	83.14%
	1	yes	627	4.25%	15.5%
	2	you have had sexual intercourse only once	55	0.37%	1.36%
Total			4,044	27.44%	100%
Missing	6	refused	10	0.07%	
	7	legitimate skip	10683	72.49%	
	8	don't know	1	0.01%	
Total			10,694	72.56%	

Valid	Invalid	Minimum	Maximum
4044	10694	0	2

 H2JO4 - S30Q4 MOST RECENT SEX-DRUNK-W2

Type	Code
Measurement Unit	numeric
H2JO4	4. Were you drunk when you had sexual intercourse most recently?

			Frequency	% of total	% of valid
Valid	0	no	296	2.01%	47.21%
	1	yes	331	2.25%	52.79%
Total			627	4.25%	100%
Missing	7	legitimate skip	14111	95.75%	
	Total			14,111	95.75%

Valid	Invalid	Minimum	Maximum
627	14111	0	1

 H2JO5 - S30Q5 FIRST SEX-USING DRUGS-W2

Type	Code
Measurement Unit	numeric
H2JO5	5. The first time you had sexual intercourse, had you been using drugs?

			Frequency	% of total	% of valid
Valid	0	no	260	1.76%	90.91%
	1	yes	26	0.18%	9.09%
		Total	286	1.94%	100%
Missing	.	missing	426	2.89%	
	7	legitimate skip	14026	95.17%	
		Total	14,452	98.06%	

Valid	Invalid	Minimum	Maximum
286	14452	0	1

H2JO6A - S30Q6A FIRST SEX-DRUG-POT-W2

Type	Code
Measurement Unit	numeric
H2JO6A	6A. What kind of drugs had you been using [the first time you had sex]? You may choose more than one answer. marijuana

			Frequency	% of total	% of valid
Valid	1	selected	26	0.18%	100%
			Total	26	0.18%
Missing	.	missing	426	2.89%	
	7	legitimate skip	14286	96.93%	
		Total	14,712	99.82%	

Valid	Invalid	Minimum	Maximum
26	14712	1	1

H2JO6B - S30Q6B FIRST SEX-DRUG-CRACK-W2

Type	Code
Measurement Unit	numeric
H2JO6B	6B. What kind of drugs had you been using [the first time you had sex]? You may choose more than one answer. crack cocaine

			Frequency	% of total	% of valid
Valid	0	not selected	25	0.17%	96.15%
	1	selected	1	0.01%	3.85%
		Total	26	0.18%	100%
Missing	.	missing	426	2.89%	
	7	legitimate skip	14286	96.93%	
		Total	14,712	99.82%	

Valid	Invalid	Minimum	Maximum
26	14712	0	1

H2JO6C - S30Q6C FIRST SEX-DRUG-OTHER COKE-W2

Type	Code
Measurement Unit	numeric
H2JO6C	6C. What kind of drugs had you been using [the first time you had sex]? You may choose more than one answer. other types of cocaine, including freebase or powder

			Frequency	% of total	% of valid
Valid	0	not selected	25	0.17%	96.15%
	1	selected	1	0.01%	3.85%
	Total		26	0.18%	100%
Missing	.	missing	426	2.89%	
	7	legitimate skip	14286	96.93%	
	Total		14,712	99.82%	

Valid	Invalid	Minimum	Maximum
26	14712	0	1

H2JO6D - S30Q6D FIRST SEX-DRUG-INHALANTS-W2

Type	Code
Measurement Unit	numeric
H2JO6D	6D. What kind of drugs had you been using [the first time you had sex]? You may choose more than one answer. inhalants, including glue or solvents

			Frequency	% of total	% of valid
Valid	0	not selected	26	0.18%	100%
	Total		26	0.18%	100%
Missing	.	missing	426	2.89%	
	7	legitimate skip	14286	96.93%	
	Total		14,712	99.82%	

Valid	Invalid	Minimum	Maximum
26	14712	0	0

H2JO6E - S30Q6E FIRST SEX-DRUG-OTHER ILLEGAL-W2

Type	Code
Measurement Unit	numeric

H2JO6E	6E. What kind of drugs had you been using [the first time you had sex]? You may choose more than one answer. other illegal drugs
--------	--

			Frequency	% of total	% of valid
Valid	0	not selected	23	0.16%	88.46%
	1	selected	3	0.02%	11.54%
Total			26	0.18%	100%
Missing	.	missing	426	2.89%	
	7	legitimate skip	14286	96.93%	
Total			14,712	99.82%	

Valid	Invalid	Minimum	Maximum
26	14712	0	1

H2JO7 - S30Q7 MOST RECENT SEX-DRUG USE-W2

Type	Code
Measurement Unit	numeric
H2JO7	7. The most recent time you had sexual intercourse, had you been using drugs?

			Frequency	% of total	% of valid
Valid	0	no	2313	15.69%	82.73%
	1	yes	433	2.94%	15.49%
	2	you have had sexual intercourse only once	50	0.34%	1.79%
Total			2,796	18.97%	100%
Missing	6	refused	9	0.06%	
	7	legitimate skip	11931	80.95%	
	8	don't know	2	0.01%	
Total			11,942	81.03%	

Valid	Invalid	Minimum	Maximum
2796	11942	0	2

H2JO8A - S30Q8A LATEST SEX/DRUG-POT-W2

Type	Code
Measurement Unit	numeric
H2JO8A	8A. What kind of drugs had you been using [the most recent time you had sex]? You may choose more than one answer. marijuana

			Frequency	% of total	% of valid
--	--	--	-----------	------------	------------

Valid	0	not selected	25	0.17%	5.79%
	1	selected	407	2.76%	94.21%
		Total	432	2.93%	100%
Missing	6	refused	1	0.01%	
	7	legitimate skip	14305	97.06%	
		Total	14,306	97.07%	

Valid	Invalid	Minimum	Maximum
432	14306	0	1

H2JO8B - S30Q8B LATEST SEX/DRUG-CRACK-W2

Type	Code
Measurement Unit	numeric
H2JO8B	8B. What kind of drugs had you been using [the most recent time you had sex]? You may choose more than one answer. crack cocaine

			Frequency	% of total	% of valid
Valid	0	not selected	413	2.8%	95.6%
	1	selected	19	0.13%	4.4%
		Total	432	2.93%	100%
Missing	6	refused	1	0.01%	
	7	legitimate skip	14305	97.06%	
		Total	14,306	97.07%	

Valid	Invalid	Minimum	Maximum
432	14306	0	1

H2JO8C - S30Q8C LATEST SEX/DRUG-OTHER COKE-W2

Type	Code
Measurement Unit	numeric
H2JO8C	8C. What kind of drugs had you been using [the most recent time you had sex]? You may choose more than one answer. other types of cocaine, including freebase or powder

			Frequency	% of total	% of valid
Valid	0	not selected	410	2.78%	94.91%
	1	selected	22	0.15%	5.09%
		Total	432	2.93%	100%
Missing	6	refused	1	0.01%	
	7	legitimate skip	14305	97.06%	

		Total	14,306	97.07%	
--	--	-------	--------	--------	--

Valid	Invalid	Minimum	Maximum
432	14306	0	1

H2JO8D - S30Q8D LATEST SEX/DRUGS-INHALANTS-W2

Type	Code
Measurement Unit	numeric
H2JO8D	8D. What kind of drugs had you been using [the most recent time you had sex]? You may choose more than one answer. inhalants, including glue or solvents

			Frequency	% of total	% of valid
Valid	0	not selected	425	2.88%	98.38%
	1	selected	7	0.05%	1.62%
	Total		432	2.93%	100%
Missing	6	refused	1	0.01%	
	7	legitimate skip	14305	97.06%	
	Total		14,306	97.07%	

Valid	Invalid	Minimum	Maximum
432	14306	0	1

H2JO8E - S30Q8E LATEST SEX/DRUG-OTHER ILLEGAL-W2

Type	Code
Measurement Unit	numeric
H2JO8E	8E. What kind of drugs had you been using [the most recent time you had sex]? You may choose more than one answer. other illegal drugs

			Frequency	% of total	% of valid
Valid	0	not selected	386	2.62%	89.35%
	1	selected	46	0.31%	10.65%
	Total		432	2.93%	100%
Missing	6	refused	1	0.01%	
	7	legitimate skip	14305	97.06%	
	Total		14,306	97.07%	

Valid	Invalid	Minimum	Maximum
432	14306	0	1

 H2JO9 - S30Q9 DRUNK ALCOHOL WHEN USING DRUGS-W2

Type	Code
Measurement Unit	numeric
H2JO9	9. Since {MOLI}, have you drunk alcohol when you were using drugs?

			Frequency	% of total	% of valid
Valid	0	no	1821	12.36%	56.17%
	1	yes	1421	9.64%	43.83%
Total			3,242	22%	100%
Missing	6	refused	5	0.03%	
	7	legitimate skip	11488	77.95%	
	8	don't know	3	0.02%	
Total			11,496	78%	

Valid	Invalid	Minimum	Maximum
3242	11496	0	1

 H2JO10A - S30Q10A DRINK/DRUGS-POT-W2

Type	Code
Measurement Unit	numeric
H2JO10A	10A. The most recent time you drank alcohol when you were using drugs, what kind of drugs were you using? You may choose more than one answer. marijuana

			Frequency	% of total	% of valid
Valid	0	not selected	57	0.39%	4.02%
	1	selected	1362	9.24%	95.98%
Total			1,419	9.63%	100%
Missing	6	refused	2	0.01%	
	7	legitimate skip	13317	90.36%	
Total			13,319	90.37%	

Valid	Invalid	Minimum	Maximum
1419	13319	0	1

 H2JO10B - S30Q10B DRINK/DRUGS-CRACK-W2

Type	Code
Measurement Unit	numeric

H2JO10B	10B. The most recent time you drank alcohol when you were using drugs, what kind of drugs were you using? You may choose more than one answer. crack cocaine
---------	---

			Frequency	% of total	% of valid
Valid	0	not selected	1375	9.33%	96.9%
	1	selected	44	0.3%	3.1%
Total			1,419	9.63%	100%
Missing	6	refused	2	0.01%	
	7	legitimate skip	13317	90.36%	
Total			13,319	90.37%	

Valid	Invalid	Minimum	Maximum
1419	13319	0	1

H2JO10C - S30Q10C DRINK/DRUGS-OTHER COKE-W2

Type	Code
Measurement Unit	numeric
H2JO10C	10C. The most recent time you drank alcohol when you were using drugs, what kind of drugs were you using? You may choose more than one answer. other types of cocaine, including freebase or powder

			Frequency	% of total	% of valid
Valid	0	not selected	1371	9.3%	96.62%
	1	selected	48	0.33%	3.38%
Total			1,419	9.63%	100%
Missing	6	refused	2	0.01%	
	7	legitimate skip	13317	90.36%	
Total			13,319	90.37%	

Valid	Invalid	Minimum	Maximum
1419	13319	0	1

H2JO10D - S30Q10D DRINK/DRUGS-INHALANTS-W2

Type	Code
Measurement Unit	numeric
H2JO10D	10D. The most recent time you drank alcohol when you were using drugs, what kind of drugs were you using? You may choose more than one answer. inhalants, including glue or solvents

			Frequency	% of total	% of valid
--	--	--	-----------	------------	------------

Valid	0	not selected	1400	9.5%	98.66%
	1	selected	19	0.13%	1.34%
		Total	1,419	9.63%	100%
Missing	6	refused	2	0.01%	
	7	legitimate skip	13317	90.36%	
		Total	13,319	90.37%	

Valid	Invalid	Minimum	Maximum
1419	13319	0	1

Type	Code
Measurement Unit	numeric
H2JO10E	10E. The most recent time you drank alcohol when you were using drugs, what kind of drugs were you using? You may choose more than one answer. other illegal drugs

			Frequency	% of total	% of valid
Valid	0	not selected	1295	8.79%	91.26%
	1	selected	124	0.84%	8.74%
		Total	1,419	9.63%	100%
Missing	6	refused	2	0.01%	
	7	legitimate skip	13317	90.36%	
		Total	13,319	90.37%	

Valid	Invalid	Minimum	Maximum
1419	13319	0	1

Type	Code
Measurement Unit	numeric
H2JO11	11. Since {MOLI}, have you driven while high on drugs?

			Frequency	% of total	% of valid
Valid	0	no	3133	21.26%	77.82%
	1	yes	893	6.06%	22.18%
		Total	4,026	27.32%	100%
Missing	6	refused	9	0.06%	
	7	legitimate skip	10700	72.6%	
	8	don't know	3	0.02%	

		Total	10,712	72.68%	
--	--	-------	--------	--------	--

Valid	Invalid	Minimum	Maximum
4026	10712	0	1

H2JO12 - S30Q12 HIGH AT SCHOOL-W2

Type	Code
Measurement Unit	numeric
H2JO12	12. Since {MOLI}, have you been high on drugs at school?

			Frequency	% of total	% of valid
Valid	0	no	2745	18.63%	68.22%
	1	yes	1279	8.68%	31.78%
Total			4,024	27.3%	100%
Missing	6	refused	10	0.07%	
	7	legitimate skip	10700	72.6%	
	8	don't know	4	0.03%	
Total			10,714	72.7%	

Valid	Invalid	Minimum	Maximum
4024	10714	0	1

H2JO13 - S30Q13 FIGHT WHILE HIGH-W2

Type	Code
Measurement Unit	numeric
H2JO13	13. Since {MOLI}, have you gotten into a fight when you had been using drugs?

			Frequency	% of total	% of valid
Valid	0	no	1039	7.05%	76.34%
	1	yes	322	2.18%	23.66%
Total			1,361	9.23%	100%
Missing	.	missing	8	0.05%	
	6	refused	1	0.01%	
	7	legitimate skip	13367	90.7%	
	8	don't know	1	0.01%	
Total			13,377	90.77%	

Valid	Invalid	Minimum	Maximum
1361	13377	0	1

 H2JO14A - S30Q14A LATEST FIGHT/DRUGS-POT-W2

Type	Code
Measurement Unit	numeric
H2JO14A	14A. The most recent time you got into a fight when you had been using drugs, what kind of drugs had you been using? You may choose more than one answer. marijuana

			Frequency	% of total	% of valid
Valid	0	not selected	36	0.24%	11.18%
	1	selected	286	1.94%	88.82%
Total			322	2.18%	100%
Missing	7	legitimate skip	14416	97.82%	
	Total		14,416	97.82%	

Valid	Invalid	Minimum	Maximum
322	14416	0	1

 H2JO14B - S30Q14B LATEST FIGHT/DRUGS-CRACK-W2

Type	Code
Measurement Unit	numeric
H2JO14B	14B. The most recent time you got into a fight when you had been using drugs, what kind of drugs had you been using? You may choose more than one answer. crack cocaine

			Frequency	% of total	% of valid
Valid	0	not selected	304	2.06%	94.41%
	1	selected	18	0.12%	5.59%
Total			322	2.18%	100%
Missing	7	legitimate skip	14416	97.82%	
	Total		14,416	97.82%	

Valid	Invalid	Minimum	Maximum
322	14416	0	1

 H2JO14C - S30Q14C LATEST FIGHT/DRUGS-OTHER COKE-W2

Type	Code
Measurement Unit	numeric

H2JO14C	14C. The most recent time you got into a fight when you had been using drugs, what kind of drugs had you been using? You may choose more than one answer. other types of cocaine, including freebase or powder
---------	--

			Frequency	% of total	% of valid
Valid	0	not selected	306	2.08%	95.03%
	1	selected	16	0.11%	4.97%
		Total	322	2.18%	100%
Missing	7	legitimate skip	14416	97.82%	
	Total		14,416	97.82%	

Valid	Invalid	Minimum	Maximum
322	14416	0	1

H2JO14D - S30Q14D LATEST FIGHT/DRUGS-INHALANTS-W2

Type	Code
Measurement Unit	numeric
H2JO14D	14D. The most recent time you got into a fight when you had been using drugs, what kind of drugs had you been using? You may choose more than one answer. inhalants, including glue or solvents

			Frequency	% of total	% of valid
Valid	0	not selected	312	2.12%	96.89%
	1	selected	10	0.07%	3.11%
		Total	322	2.18%	100%
Missing	7	legitimate skip	14416	97.82%	
	Total		14,416	97.82%	

Valid	Invalid	Minimum	Maximum
322	14416	0	1

H2JO14E - S30Q14E LATEST FIGHT/DRUGS-OTH ILLEG-W2

Type	Code
Measurement Unit	numeric
H2JO14E	14E. The most recent time you got into a fight when you had been using drugs, what kind of drugs had you been using? You may choose more than one answer. other illegal drugs

			Frequency	% of total	% of valid
Valid	0	not selected	288	1.95%	89.44%
	1	selected	34	0.23%	10.56%

		Total	322	2.18%	100%
Missing	7	legitimate skip	14416	97.82%	
		Total	14,416	97.82%	

Valid	Invalid	Minimum	Maximum
322	14416	0	1

Type	Code
Measurement Unit	numeric
H2JO16	16. Since {MOLI}, have you used drugs while you were alone?

			Frequency	% of total	% of valid
Valid	0	no	2990	20.29%	74.23%
	1	yes	1038	7.04%	25.77%
		Total	4,028	27.33%	100%
Missing	6	refused	8	0.05%	
	7	legitimate skip	10700	72.6%	
	8	don't know	2	0.01%	
		Total	10,710	72.67%	

Valid	Invalid	Minimum	Maximum
4028	10710	0	1

Type	Code
Measurement Unit	numeric
H2MP1	1. How much hairRespondent is under your arms now? Which sentence best describes you?

			Frequency	% of total	% of valid
Valid	1	I have no hair at all	494	3.35%	6.96%
	2	I have a little hair	983	6.67%	13.85%
	3	I have some hair, but not a lot; it has spread out since it first started growing and is thicker	2732	18.54%	38.48%
	4	I have a lot of hair that is thick	2295	15.57%	32.33%
	5	I have a whole lot of hair that is very thick, as much hair as a grown man	595	4.04%	8.38%

		Total	7,099	48.17%	100%
Missing	6	refused	57	0.39%	
	7	legitimate skip	7559	51.29%	
	8	don't know	23	0.16%	
		Total	7,639	51.83%	

Valid	Invalid	Minimum	Maximum
7099	7639	1	5

H2MP2 - S31AQ2 THICKNESS OF FACIAL HAIR-W2

Type	Code
Measurement Unit	numeric
H2MP2	2. How thick is the hair on your face? Which sentence best describes you?

			Frequency	% of total	% of valid
Valid	1	I have a few scattered hairs, but the growth is not thick	2876	19.51%	40.58%
	2	the hair respondent is somewhat thick, but you can still see a lot of skin under it	2947	20%	41.58%
	3	the hair respondent is thick; you can't see much skin under it	894	6.07%	12.61%
	4	the hair respondent is very thick, like a grown man's facial hair	371	2.52%	5.23%
		Total	7,088	48.09%	100%
Missing	6	refused	57	0.39%	
	7	legitimate skip	7559	51.29%	
	8	don't know	34	0.23%	
		Total	7,650	51.91%	

Valid	Invalid	Minimum	Maximum
7088	7650	1	4

H2MP3 - S31AQ3 VOICE LOWER THAN IN GRADE SCH-W2

Type	Code
Measurement Unit	numeric
H2MP3	3. Is your voice lower now than it was when you were in grade school?

			Frequency	% of total	% of valid
--	--	--	-----------	------------	------------

Valid	1	no, it is about the same as when I was in grade school	989	6.71%	13.98%
	2	yes, it is a little lower than when I was in grade school	930	6.31%	13.14%
	3	yes, it is somewhat lower than when I was in grade school	1437	9.75%	20.31%
	4	yes, it is a lot lower than when I was in grade school	2272	15.42%	32.11%
	5	yes, it is a whole lot lower than when I was in grade school; it is as low as an adult man's voice	1447	9.82%	20.45%
		Total	7,075	48.01%	100%
Missing	6	refused	50	0.34%	
	7	legitimate skip	7559	51.29%	
	8	don't know	54	0.37%	
		Total	7,663	51.99%	

Valid	Invalid	Minimum	Maximum
7075	7663	1	5

H2MP4 - S31AQ4 RELATIVE PHYSICAL DEVELOPMENT-W2

Type	Code
Measurement Unit	numeric
H2MP4	4. How advanced is your physical development compared to other boys your age?

			Frequency	% of total	% of valid
Valid	1	I look younger than most	878	5.96%	12.38%
	2	I look younger than some	806	5.47%	11.36%
	3	I look about average	2744	18.62%	38.68%
	4	I look older than some	1768	12%	24.92%
	5	I look older than most	898	6.09%	12.66%
		Total	7,094	48.13%	100%
Missing	6	refused	48	0.33%	
	7	legitimate skip	7559	51.29%	
	8	don't know	37	0.25%	
		Total	7,644	51.87%	

Valid	Invalid	Minimum	Maximum
7094	7644	1	5

 H2FP1 - S31BQ1 BREAST SIZE-W2

Type	Code
Measurement Unit	numeric
H2FP1	1. As a girl grows up her breasts develop and get bigger. Which sentence best describes you?

			Frequency	% of total	% of valid
Valid	1	my breasts are about the same size as when I was in grade school	366	2.48%	4.9%
	2	my breasts are a little bigger than when I was in grade school	1112	7.55%	14.89%
	3	my breasts are somewhat bigger than when I was in grade school	2482	16.84%	33.23%
	4	my breasts are a lot bigger than when I was in grade school	2229	15.12%	29.84%
	5	my breasts are a whole lot bigger than when I was in grade school; they are as developed as a grown woman's breasts	1281	8.69%	17.15%
Total			7,470	50.69%	100%
Missing	6	refused	57	0.39%	
	7	legitimate skip	7179	48.71%	
	8	don't know	32	0.22%	
Total			7,268	49.31%	

Valid	Invalid	Minimum	Maximum
7470	7268	1	5

 H2FP2 - S31BQ2 CURVACEOUS BODY-W2

Type	Code
Measurement Unit	numeric
H2FP2	2. As a girl grows up her body becomes more curved. Which sentence best describes you?

			Frequency	% of total	% of valid
--	--	--	-----------	------------	------------

Valid	1	my body is about as curvy as when I was in grade school	298	2.02%	3.99%
	2	my body is a little more curvy than when I was in grade school	975	6.62%	13.05%
	3	my body is somewhat more curvy than when I was in grade school	2544	17.26%	34.04%
	4	my body is a lot more curvy than when I was in grade school	2500	16.96%	33.45%
	5	my body is a whole lot more curvy than when I was in grade school	1156	7.84%	15.47%
		Total	7,473	50.71%	100%
Missing	6	refused	54	0.37%	
	7	legitimate skip	7179	48.71%	
	8	don't know	32	0.22%	
		Total	7,265	49.29%	

Valid	Invalid	Minimum	Maximum
7473	7265	1	5

H2FP3 - S31BQ3 EVER MENSTRUATED-W2	
Type	Code
Measurement Unit	numeric
H2FP3	3. Have you ever had a menstrual period or menstruated?

			Frequency	% of total	% of valid
Valid	0	no	524	3.56%	6.97%
	1	yes	6990	47.43%	93.03%
		Total	7,514	50.98%	100%
Missing	6	refused	28	0.19%	
	7	legitimate skip	7179	48.71%	
	8	don't know	17	0.12%	
		Total	7,224	49.02%	

Valid	Invalid	Minimum	Maximum
7514	7224	0	1

H2FP4 - S31BQ4 MENSTR-AGE FIRST PERIOD-W2	
Type	Code

Measurement Unit	numeric
H2FP4	4. How old were you when you had your very first menstrual period?

			Frequency	% of total	% of valid
Valid	7	7 years old and younger	1	0.01%	0.01%
	8	8 years old	26	0.18%	0.38%
	9	9 years old	200	1.36%	2.89%
	10	10 years old	431	2.92%	6.22%
	11	11 years old	1326	9%	19.15%
	12	12 years old	2187	14.84%	31.58%
	13	13 years old	1766	11.98%	25.5%
	14	14 years old	717	4.86%	10.35%
	15	15 years old	205	1.39%	2.96%
	16	16 years old	48	0.33%	0.69%
	17	17 years old and older	7	0.05%	0.1%
		Total	6,926	46.99%	100%
Missing	96	refused	11	0.07%	
	97	legitimate skip	7748	52.57%	
	98	don't know	53	0.36%	
		Total	7,812	53.01%	

Valid	Invalid	Minimum	Maximum
6926	7812	0	17

H2FP5M - S31BQ5M MENSTR-MO-LAST PERIOD-W2

Type	Code
Measurement Unit	numeric
H2FP5M	5M. On what month [and day] did your most recent period begin?

			Frequency	% of total	% of valid
Valid	1	January	100	0.68%	1.65%
	2	February	127	0.86%	2.09%
	3	March	359	2.44%	5.91%
	4	April	1505	10.21%	24.79%
	5	May	1935	13.13%	31.87%
	6	June	1196	8.12%	19.7%
	7	July	433	2.94%	7.13%
	8	August	158	1.07%	2.6%
	9	September	56	0.38%	0.92%
	10	October	52	0.35%	0.86%
	11	November	63	0.43%	1.04%
	12	December	87	0.59%	1.43%

		Total	6,071	41.19%	100%
Missing	.		1	0.01%	
	96	refused	77	0.52%	
	97	legitimate skip	7748	52.57%	
	98	don't know	841	5.71%	
		Total	8,667	58.81%	

Valid	Invalid	Minimum	Maximum
6071	8667	1	12

Type	Code
Measurement Unit	numeric
H2FP5D	5D. On what [month and] day did your most recent period begin?

	Frequency	% of total	% of valid
--	-----------	------------	------------

Valid	1	1st	334	2.27%	5.72%
	2	2nd	173	1.17%	2.96%
	3	3rd	212	1.44%	3.63%
	4	4th	180	1.22%	3.08%
	5	5th	222	1.51%	3.8%
	6	6th	184	1.25%	3.15%
	7	7th	187	1.27%	3.2%
	8	8th	157	1.07%	2.69%
	9	9th	155	1.05%	2.65%
	10	10th	254	1.72%	4.35%
	11	11th	176	1.19%	3.01%
	12	12th	310	2.1%	5.31%
	13	13th	186	1.26%	3.18%
	14	14th	214	1.45%	3.66%
	15	15th	323	2.19%	5.53%
	16	16th	153	1.04%	2.62%
	17	17th	195	1.32%	3.34%
	18	18th	164	1.11%	2.81%
	19	19th	154	1.04%	2.64%
	20	20th	261	1.77%	4.47%
	21	21st	192	1.3%	3.29%
	22	22nd	170	1.15%	2.91%
	23	23rd	208	1.41%	3.56%
	24	24th	158	1.07%	2.71%
	25	25th	203	1.38%	3.48%
	26	26th	114	0.77%	1.95%
	27	27th	134	0.91%	2.29%
	28	28th	187	1.27%	3.2%
	29	29th	117	0.79%	2%
	30	30th	107	0.73%	1.83%
	31	31st	57	0.39%	0.98%
		Total	5,841	39.63%	100%
Missing	.	missing	1	0.01%	
	96	refused	102	0.69%	
	97	legitimate skip	7748	52.57%	
	98	don't know	1046	7.1%	
		Total	8,897	60.37%	

Valid	Invalid	Minimum	Maximum
5841	8897	1	31



Type	Code
Measurement Unit	numeric
H2FP6	6. Did you have cramps during your most recent period?

			Frequency	% of total	% of valid
Valid	0	no	2542	17.25%	36.45%
	1	yes	4432	30.07%	63.55%
	Total		6,974	47.32%	100%
Missing	6	refused	8	0.05%	
	7	legitimate skip	7748	52.57%	
	8	don't know	8	0.05%	
	Total		7,764	52.68%	

Valid	Invalid	Minimum	Maximum
6974	7764	0	1

H2FP7 - S31BQ7 NO. DAYS W/ CRAMPS-W2

Type	Code
Measurement Unit	numeric
H2FP7	7. On how many days did you have cramps?

			Frequency	% of total	% of valid
Valid	1	1 day	1126	7.64%	25.71%
	2	2 days	1636	11.1%	37.36%
	3	3 days	932	6.32%	21.28%
	4	4 days	329	2.23%	7.51%
	5	5 days	205	1.39%	4.68%
	6	6 days	39	0.26%	0.89%
	7	7 days	97	0.66%	2.22%
	8	8 days	6	0.04%	0.14%
	9	9 days	4	0.03%	0.09%
	10	10 days	5	0.03%	0.11%
		Total	4,379	29.71%	100%
Missing	96	refused	8	0.05%	
	97	legitimate skip	10306	69.93%	
	98	don't know	45	0.31%	
		Total	10,359	70.29%	

Valid	Invalid	Minimum	Maximum
4379	10359	1	10

 H2FP8 - S31BQ8 TAKE MEDICATION FOR CRAMPS-W2

Type	Code
Measurement Unit	numeric
H2FP8	8. Did you take medication for the cramps?

			Frequency	% of total	% of valid
Valid	0	no	1883	12.78%	42.52%
	1	yes	2546	17.28%	57.48%
		Total	4,429	30.05%	100%
Missing	6	refused	2	0.01%	
	7	legitimate skip	10306	69.93%	
	8	don't know	1	0.01%	
		Total	10,309	69.95%	

Valid	Invalid	Minimum	Maximum
4429	10309	0	1

 H2FP9 - S31BQ9 RELATIVE PHYSICAL DEVELOPMENT-W2

Type	Code
Measurement Unit	numeric
H2FP9	9. How advanced is your physical development compared to other girls your age?

			Frequency	% of total	% of valid
Valid	1	I look younger than most	787	5.34%	10.49%
	2	I look younger than some	887	6.02%	11.82%
	3	I look about average	2982	20.23%	39.73%
	4	I look older than some	1957	13.28%	26.08%
	5	I look older than most	892	6.05%	11.89%
		Total	7,505	50.92%	100%
Missing	6	refused	30	0.2%	
	7	legitimate skip	7179	48.71%	
	8	don't know	24	0.16%	
		Total	7,233	49.08%	

Valid	Invalid	Minimum	Maximum
7505	7233	1	5

 H2FP10 - S31BQ10 EVER BEEN PREGNANT-W2

Type	Code
Measurement Unit	numeric
H2FP10	10. Have you ever been pregnant? Be sure to include if you are currently pregnant and any past pregnancy that ended in an abortion, stillbirth, miscarriage, or a live birth after which the baby died.

			Frequency	% of total	% of valid
Valid	0	no	2606	17.68%	78.31%
	1	yes	722	4.9%	21.69%
Total			3,328	22.58%	100%
Missing	6	refused	17	0.12%	
	7	legitimate skip	11386	77.26%	
	8	don't know	7	0.05%	
Total			11,410	77.42%	

Valid	Invalid	Minimum	Maximum
3328	11410	0	1

H2FP11 - S31BQ11 TIMES BEEN PREGNANT-W2

Type	Code
Measurement Unit	numeric
H2FP11	11. How many times have you been pregnant?

			Frequency	% of total	% of valid
Valid	1	1 time	583	3.96%	81.31%
	2	2 times	112	0.76%	15.62%
	3	3 times	13	0.09%	1.81%
	4	4 times	5	0.03%	0.7%
	5	5 times	1	0.01%	0.14%
	6	6 times	1	0.01%	0.14%
	7	7 times	1	0.01%	0.14%
	9	9 times	1	0.01%	0.14%
Total			717	4.86%	100%
Missing	96	refused	2	0.01%	
	97	legitimate skip	14016	95.1%	
	98	don't know	3	0.02%	
Total			14,021	95.14%	

Valid	Invalid	Minimum	Maximum
717	14021	1	9

 H2FP12M1 - S31BQ12M/13M PREG1-MONTH-W2

Type	Code
Measurement Unit	numeric
H2FP12M1	12M1. [If Q11 = 1, ask:] In what month [and year] did your pregnancy begin? [If Q11 >1, ask:] In what month [and year] did your most recent pregnancy begin?

			Frequency	% of total	% of valid
Valid	1	January	73	0.5%	10.85%
	2	February	56	0.38%	8.32%
	3	March	73	0.5%	10.85%
	4	April	68	0.46%	10.1%
	5	May	63	0.43%	9.36%
	6	June	41	0.28%	6.09%
	7	July	38	0.26%	5.65%
	8	August	54	0.37%	8.02%
	9	September	39	0.26%	5.79%
	10	October	57	0.39%	8.47%
	11	November	56	0.38%	8.32%
	12	December	55	0.37%	8.17%
		Total	673	4.57%	100%
Missing	96	refused	10	0.07%	
	97	legitimate skip	14016	95.1%	
	98	don't know	39	0.26%	
		Total	14,065	95.43%	

Valid	Invalid	Minimum	Maximum
673	14065	1	12

 H2FP12Y1 - S31BQ12Y/13Y PREG1-YEAR-W2

Type	Code
Measurement Unit	numeric
H2FP12Y1	12Y1. [If Q11 = 1, ask:] In what [month and] year did your pregnancy begin? [If Q11 >1, ask:] In what [month and] year did your most recent pregnancy begin?

			Frequency	% of total	% of valid
--	--	--	-----------	------------	------------

Valid	91	1991 and before	6	0.04%	0.88%
	92	1992	14	0.09%	2.05%
	93	1993	41	0.28%	6.01%
	94	1994	135	0.92%	19.79%
	95	1995	331	2.25%	48.53%
	96	1996	154	1.04%	22.58%
		Total	682	4.63%	100%
Missing	996	refused	9	0.06%	
	997	legitimate skip	14016	95.1%	
	998	don't know	31	0.21%	
		Total	14,056	95.37%	

Valid	Invalid	Minimum	Maximum
682	14056	90	96

H2FP14_1 - S31BQ14 BETW 1/1/94 & NOW ANY OTHER?-W2

Type	Code
Measurement Unit	numeric
H2FP14_1	14_1. 1st Pregnancy: Between January 1, 1994, and {MONTH/YEAR (from Q12)}, did you have any other pregnancies?

			Frequency	% of total	% of valid
Valid	0	no	53	0.36%	48.18%
	1	yes	57	0.39%	51.82%
		Total	110	0.75%	100%
Missing	.	missing	2	0.01%	
	7	legitimate skip	14626	99.24%	
		Total	14,628	99.25%	

Valid	Invalid	Minimum	Maximum
110	14628	0	1

H2FP12M2 - S31BQ12M/13M/15M PREG2-MONTH-W2

Type	Code
Measurement Unit	numeric
H2FP12M2	12M2. In what month [and year] did you get pregnant most recently between January 1, 1994, and {MONTH/YEAR} (from Q12)}? If you had more than one pregnancy in this time period, please enter month [and year] for the most recent one.

			Frequency	% of total	% of valid
--	--	--	-----------	------------	------------

Valid	1	January	5	0.03%	10.64%
	2	February	10	0.07%	21.28%
	3	March	12	0.08%	25.53%
	4	April	6	0.04%	12.77%
	5	May	2	0.01%	4.26%
	6	June	1	0.01%	2.13%
	7	July	2	0.01%	4.26%
	9	September	1	0.01%	2.13%
	11	November	2	0.01%	4.26%
	12	December	6	0.04%	12.77%
		Total	47	0.32%	100%
Missing	.	missing	2	0.01%	
	96	refused	1	0.01%	
	97	legitimate skip	14679	99.6%	
	98	don't know	9	0.06%	
		Total	14,691	99.68%	

Valid	Invalid	Minimum	Maximum
47	14691	1	12

Type	Code
Measurement Unit	numeric
H2FP12Y2	12Y2. In what [month and] year did you get pregnant most recently between January 1, 1994, and {MONTH/YEAR} (from Q12)}? If you had more than one pregnancy in this time period, please enter [month and] year for the most recent one.

			Frequency	% of total	% of valid
Valid	94	1994	18	0.12%	38.3%
	95	1995	22	0.15%	46.81%
	96	1996	7	0.05%	14.89%
		Total	47	0.32%	100%
Missing	.	missing	2	0.01%	
	996	refused	2	0.01%	
	997	legitimate skip	14679	99.6%	
	998	don't know	8	0.05%	
		Total	14,691	99.68%	

Valid	Invalid	Minimum	Maximum
47	14691	94	96

 H2FP14_2 - S31BQ14 BETW 1/1/94 & NOW ANY OTHER?-W2

Type	Code
Measurement Unit	numeric
H2FP14_2	14_2. 2nd Pregnancy: Between January 1, 1994, and {MONTH/YEAR (from Q12)}, did you have any other pregnancies?

			Frequency	% of total	% of valid
Valid	0	no	10	0.07%	71.43%
	1	yes	4	0.03%	28.57%
		Total	14	0.09%	100%
Missing	7	legitimate skip	14724	99.91%	
		Total	14,724	99.91%	

Valid	Invalid	Minimum	Maximum
14	14724	0	1

 H2FP12M3 - S31BQ12M/13M/15M PREG3-MONTH-W2

Type	Code
Measurement Unit	numeric
H2FP12M3	12M3. In what month [and year] did you get pregnant most recently between January 1, 1994, and {MONTH/YEAR} (from Q15)? If you had more than one pregnancy in this time period, please enter month [and year] for the most recent one.

			Frequency	% of total	% of valid
Valid	3	March	1	0.01%	33.33%
	5	May	1	0.01%	33.33%
	6	June	1	0.01%	33.33%
		Total	3	0.02%	100%
Missing	97	legitimate skip	14734	99.97%	
	98	don't know	1	0.01%	
		Total	14,735	99.98%	

Valid	Invalid	Minimum	Maximum
3	14735	3	6

 H2FP12Y3 - S31BQ12Y/13Y/15Y PREG3-YEAR-W2

Type	Code
Measurement Unit	numeric

H2FP12Y3	12Y3. In what [month and] year did you get pregnant most recently between January 1, 1994, and {MONTH/YEAR} (from Q15)? If you had more than one pregnancy in this time period, please enter [month and] year for the most recent one.
----------	--

			Frequency	% of total	% of valid
Valid	94	1994	2	0.01%	66.67%
	95	1995	1	0.01%	33.33%
	Total		3	0.02%	100%
Missing	997	legitimate skip	14734	99.97%	
	998	don't know	1	0.01%	
	Total		14,735	99.98%	

Valid	Invalid	Minimum	Maximum
3	14735	94	95

H2FP14_3 - S31BQ14 BETW 1/1/94 & NOW ANY OTHER?-W2

Type	Code
Measurement Unit	numeric
H2FP14_3	14_3. 3rd Pregnancy: Between January 1, 1994, and {MONTH/YEAR (from Q15)}, did you have any other pregnancies?

			Frequency	% of total	% of valid
Valid	0	no	2	0.01%	100%
	Total		2	0.01%	100%
Missing	7	legitimate skip	14736	99.99%	
	Total		14,736	99.99%	

Valid	Invalid	Minimum	Maximum
2	14736	0	0

H2FP16_1 - S31BQ16 PREG1-USE BIRTHCONTROL-W2

Type	Code
Measurement Unit	numeric
H2FP16_1	16_1. 1st Pregnancy: During {MONTH/YEAR} when you got pregnant, were you or your partner using any kind of birth control methods?

			Frequency	% of total	% of valid
Valid	0	no	523	3.55%	73.04%
	1	yes	193	1.31%	26.96%
Total		716	4.86%	100%	

Missing	.	missing	2	0.01%	
	6	refused	4	0.03%	
	7	legitimate skip	14016	95.1%	
		Total	14,022	95.14%	

Valid	Invalid	Minimum	Maximum
716	14022	0	1

H2FP17A1 - S31BQ17A PREG1 METHOD 1-W2

Type	Code
Measurement Unit	numeric
H2FP17A1	17A1. 1st Pregnancy: What method of birth control did you or your partner use?

			Frequency	% of total	% of valid
Valid	1	condoms (rubbers)	137	0.93%	70.98%
	2	withdrawal	13	0.09%	6.74%
	4	birth control pills	33	0.22%	17.1%
	6	foam, jelly, creme, suppositories	1	0.01%	0.52%
	9	Norplant	1	0.01%	0.52%
	11	Depo Provera	4	0.03%	2.07%
	12	contraceptive film	1	0.01%	0.52%
	13	some other method	3	0.02%	1.55%
		Total	193	1.31%	100%
Missing	.	missing	2	0.01%	
	97	legitimate skip	14543	98.68%	
		Total	14,545	98.69%	

Valid	Invalid	Minimum	Maximum
193	14545	1	13

H2FP17B1 - S31BQ17B PREG1 METHOD 2-W2

Type	Code
Measurement Unit	numeric
H2FP17B1	17B1. 1st Pregnancy: What other method of birth control did you or your partner use?

			Frequency	% of total	% of valid
--	--	--	-----------	------------	------------

Valid	1	condoms (rubbers)	9	0.06%	4.66%
	2	withdrawal	20	0.14%	10.36%
	3	rhythm (safe time)	2	0.01%	1.04%
	4	birth control pills	22	0.15%	11.4%
	5	vaginal sponge	1	0.01%	0.52%
	6	foam, jelly, creme, suppositories	1	0.01%	0.52%
	7	diaphragm, with or without jelly	1	0.01%	0.52%
	11	Depo Provera	2	0.01%	1.04%
	13	some other method	2	0.01%	1.04%
	14	no other method	133	0.9%	68.91%
		Total	193	1.31%	100%
Missing	.	missing	2	0.01%	
	97	legitimate skip	14543	98.68%	
		Total	14,545	98.69%	

Valid	Invalid	Minimum	Maximum
193	14545	1	14

Type	Code
Measurement Unit	numeric
H2FP17C1	17C1. 1st Pregnancy: What other method of birth control did you or your partner use?

			Frequency	% of total	% of valid
Valid	1	condoms (rubbers)	1	0.01%	1.67%
	2	withdrawal	6	0.04%	10%
	3	rhythm (safe time)	5	0.03%	8.33%
	4	birth control pills	3	0.02%	5%
	5	vaginal sponge	1	0.01%	1.67%
	6	foam, jelly, creme, suppositories	3	0.02%	5%
	11	Depo Provera	1	0.01%	1.67%
	14	no other method	40	0.27%	66.67%
		Total	60	0.41%	100%
Missing	.	missing	2	0.01%	
	97	legitimate skip	14676	99.58%	
		Total	14,678	99.59%	

Valid	Invalid	Minimum	Maximum
60	14678	1	14

 H2FP18_1 - S31BQ18 PREG1 BIRTHCONTROL ALWAYS-W2

Type	Code
Measurement Unit	numeric
H2FP18_1	18_1. 1st Pregnancy: Did you or your partner use {THIS METHOD/AT LEAST ONE METHOD OF BIRTH CONTROL} every time you and he had sexual intercourse that month?

			Frequency	% of total	% of valid
Valid	0	no	75	0.51%	38.86%
	1	yes	118	0.8%	61.14%
	Total		193	1.31%	100%
Missing	.	missing	2	0.01%	
	7	legitimate skip	14543	98.68%	
	Total		14,545	98.69%	

Valid	Invalid	Minimum	Maximum
193	14545	0	1

 H2FP19_1 - S31BQ19 PREG1 WANTED BABY-W2

Type	Code
Measurement Unit	numeric
H2FP19_1	19_1. 1st Pregnancy: Before you got pregnant, did you want to get pregnant by your partner at that time?

			Frequency	% of total	% of valid
Valid	1	definitely no	400	2.71%	55.79%
	2	probably no	69	0.47%	9.62%
	3	neither wanted nor didn't want	126	0.85%	17.57%
	4	probably yes	75	0.51%	10.46%
	5	definitely yes	47	0.32%	6.56%
		Total	717	4.86%	100%
Missing	.	missing	2	0.01%	
	6	refused	3	0.02%	
	7	legitimate skip	14016	95.1%	
		Total	14,021	95.14%	

Valid	Invalid	Minimum	Maximum
717	14021	1	5

 H2FP20_1 - S31BQ20 PREG1 MARRIED TO PARTNER-W2

Type	Code
Measurement Unit	numeric
H2FP20_1	20_1. 1st Pregnancy: At the time you got pregnant, were you and he married to each other?

			Frequency	% of total	% of valid
Valid	0	no	689	4.67%	95.96%
	1	yes	29	0.2%	4.04%
	Total		718	4.87%	100%
Missing	.	missing	2	0.01%	
	6	refused	2	0.01%	
	7	legitimate skip	14016	95.1%	
	Total		14,020	95.13%	

Valid	Invalid	Minimum	Maximum
718	14020	0	1

 H2FP21_1 - S31BQ21 PREG1 WANT TO MARRY PARTNER-W2

Type	Code
Measurement Unit	numeric
H2FP21_1	21_1. 1st Pregnancy: Did you want to marry him?

			Frequency	% of total	% of valid
Valid	0	no	370	2.51%	53.86%
	1	yes	265	1.8%	38.57%
	3	you didn't care	52	0.35%	7.57%
	Total		687	4.66%	100%
Missing	.	missing	2	0.01%	
	6	refused	3	0.02%	
	7	legitimate skip	14045	95.3%	
	8	don't know	1	0.01%	
	Total		14,051	95.34%	

Valid	Invalid	Minimum	Maximum
687	14051	0	3

 H2FP22_1 - S31BQ22 PREG1 DID YOU MARRY PARTNER-W2

Type	Code
------	------

Measurement Unit	numeric
H2FP22_1	22_1. 1st Pregnancy: Did you marry him?

			Frequency	% of total	% of valid
Valid	0	no	645	4.38%	93.75%
	1	yes	43	0.29%	6.25%
	Total		688	4.67%	100%
Missing	.	missing	2	0.01%	
	6	refused	2	0.01%	
	7	legitimate skip	14045	95.3%	
	8	don't know	1	0.01%	
Total		14,050	95.33%		

Valid	Invalid	Minimum	Maximum
688	14050	0	1

H2FP23_1 - S31BQ23 PREG1 WHEN MARRY-W2

Type	Code
Measurement Unit	numeric
H2FP23_1	23_1. 1st Pregnancy: When did you marry him, in relation to your pregnancy?

			Frequency	% of total	% of valid
Valid	1	before you were sure you were pregnant	5	0.03%	11.63%
	2	within a week of being sure you were pregnant	1	0.01%	2.33%
	3	within a month of being sure you were pregnant	5	0.03%	11.63%
	4	more than a month after you were sure you were pregnant, but before the pregnancy ended	20	0.14%	46.51%
	5	after the pregnancy ended	12	0.08%	27.91%
Total		43	0.29%	100%	
Missing	.	missing	2	0.01%	
	7	legitimate skip	14693	99.69%	
Total		14,695	99.71%		

Valid	Invalid	Minimum	Maximum
43	14695	1	5

H2FP24M1 - S31BQ24M PREG1 MO PREGNANCY ENDED-W2

Type	Code
Measurement Unit	numeric
H2FP24M1	24M1. 1st Pregnancy: In what month [and year] did this pregnancy end?

			Frequency	% of total	% of valid
Valid	0	still pregnant	127	0.86%	19.01%
	1	January	42	0.28%	6.29%
	2	February	57	0.39%	8.53%
	3	March	56	0.38%	8.38%
	4	April	56	0.38%	8.38%
	5	May	59	0.4%	8.83%
	6	June	38	0.26%	5.69%
	7	July	38	0.26%	5.69%
	8	August	40	0.27%	5.99%
	9	September	39	0.26%	5.84%
	10	October	35	0.24%	5.24%
	11	November	33	0.22%	4.94%
	12	December	48	0.33%	7.19%
	Total	668	4.53%	100%	
Missing	.	missing	3	0.02%	
	96	refused	12	0.08%	
	97	legitimate skip	14016	95.1%	
	98	don't know	39	0.26%	
	Total	14,070	95.47%		

Valid	Invalid	Minimum	Maximum
668	14070	0	12

H2FP24Y1 - S31BQ24Y PREG1 YR PREGNANCY ENDED-W2

Type	Code
Measurement Unit	numeric
H2FP24Y1	24Y1. 1st Pregnancy: In what [month and] year did this pregnancy end?

			Frequency	% of total	% of valid
Valid	0	still pregnant	127	0.86%	19.24%
	94	1994	104	0.71%	15.76%
	95	1995	252	1.71%	38.18%
	96	1996	177	1.2%	26.82%
	Total	660	4.48%	100%	

Missing	.	missing	4	0.03%	
	996	refused	18	0.12%	
	997	legitimate skip	14016	95.1%	
	998	don't know	40	0.27%	
		Total	14,078	95.52%	

Valid	Invalid	Minimum	Maximum
660	14078	0	96

H2FP25_1 - S31BQ25 PREG1 PREGNANCY OUTCOME-W2

Type	Code
Measurement Unit	numeric
H2FP25_1	25_1. 1st Pregnancy: How did this pregnancy end?

			Frequency	% of total	% of valid
Valid	1	it has not ended; you are still pregnant	138	0.94%	19.27%
	2	a live birth	298	2.02%	41.62%
	3	a stillbirth	4	0.03%	0.56%
	4	a miscarriage	127	0.86%	17.74%
	5	an abortion	149	1.01%	20.81%
		Total	716	4.86%	100%
Missing	.	missing	2	0.01%	
	6	refused	4	0.03%	
	7	legitimate skip	14016	95.1%	
		Total	14,022	95.14%	

Valid	Invalid	Minimum	Maximum
716	14022	1	5

H2FP26_1 - S31BQ26 PREG1 DID YOU HAVE TWINS-W2

Type	Code
Measurement Unit	numeric
H2FP26_1	26_1. 1st Pregnancy: Did you have twins?

			Frequency	% of total	% of valid
Valid	0	no	298	2.02%	100%
		Total	298	2.02%	100%
Missing	.	missing	2	0.01%	
	7	legitimate skip	14438	97.96%	

		Total	14,440	97.98%	
--	--	-------	--------	--------	--

Valid	Invalid	Minimum	Maximum
298	14440	0	0

H2FP27A1 - S31BQ27A PREG1 PLACED FOR ADOPT-W2

Type	Code
Measurement Unit	numeric
H2FP27A1	27A1. 1st Pregnancy: Was the {CHILD/FIRST TWIN/SECOND TWIN} placed for legal adoption?

			Frequency	% of total	% of valid
Valid	0	no	291	1.97%	97.65%
	1	yes	7	0.05%	2.35%
	Total		298	2.02%	100%
Missing	.	missing	2	0.01%	
	7	legitimate skip	14438	97.96%	
	Total		14,440	97.98%	

Valid	Invalid	Minimum	Maximum
298	14440	0	1

H2FP28A1 - S31BQ28A PREG1 CHILD STILL ALIVE-W2

Type	Code
Measurement Unit	numeric
H2FP28A1	28A1. 1st Pregnancy: Is the {CHILD/FIRST TWIN/SECOND TWIN} still living?

			Frequency	% of total	% of valid
Valid	0	no	3	0.02%	1.03%
	1	yes	288	1.95%	98.97%
	Total		291	1.97%	100%
Missing	.	missing	2	0.01%	
	7	legitimate skip	14445	98.01%	
	Total		14,447	98.03%	

Valid	Invalid	Minimum	Maximum
291	14447	0	1

H2F29MA1 - S31BQ29MA PREG1-MO CHILD DIED-W2

Type	Code
------	------

Measurement Unit	numeric
H2F29MA1	9MA1. 1st Pregnancy: In what month [and year] did the {CHILD/FIRST TWIN/SECOND TWIN} die?

			Frequency	% of total	% of valid
Valid	3	March	1	0.01%	50%
	8	August	1	0.01%	50%
		Total	2	0.01%	100%
Missing	.	missing	2	0.01%	
	96	refused	1	0.01%	
	97	legitimate skip	14733	99.97%	
		Total	14,736	99.99%	

Valid	Invalid	Minimum	Maximum
2	14736	3	8

H2F29YA1 - S31BQ29YA PREG1-YR CHILD DIED-W2

Type	Code
Measurement Unit	numeric
H2F29YA1	9YA1. 1st Pregnancy: In what [month and] year did the {CHILD/FIRST TWIN/SECOND TWIN} die?

			Frequency	% of total	% of valid
Valid	94	1994	1	0.01%	50%
	95	1995	1	0.01%	50%
		Total	2	0.01%	100%
Missing	.	missing	2	0.01%	
	996	refused	1	0.01%	
	997	legitimate skip	14733	99.97%	
		Total	14,736	99.99%	

Valid	Invalid	Minimum	Maximum
2	14736	94	95

H2FP30A1 - S31BQ30A PREG1-CHILD LIVE W/ YOU-W2

Type	Code
Measurement Unit	numeric
H2FP30A1	30A1. 1st Pregnancy: Does the {CHILD/FIRST TWIN/SECOND TWIN} live with you?

			Frequency	% of total	% of valid
--	--	--	-----------	------------	------------

Valid	0	no	6	0.04%	2.08%
	1	yes	282	1.91%	97.92%
		Total	288	1.95%	100%
Missing	.	missing	2	0.01%	
	7	legitimate skip	14448	98.03%	
		Total	14,450	98.05%	

Valid	Invalid	Minimum	Maximum
288	14450	0	1

Type	Code
Measurement Unit	numeric
H2FP31A1	31A1. 1st Pregnancy: How often do you visit with the {CHILD/FIRST TWIN/SECOND TWIN}?

			Frequency	% of total	% of valid
Valid	0	never	1	0.01%	16.67%
	4	more than once a week	5	0.03%	83.33%
		Total	6	0.04%	100%
Missing	.	missing	2	0.01%	
	7	legitimate skip	14730	99.95%	
		Total	14,732	99.96%	

Valid	Invalid	Minimum	Maximum
6	14732	0	4

Type	Code
Measurement Unit	numeric
H2FP32A1	32A1. 1st Pregnancy: With whom does the {CHILD/FIRST TWIN/SECOND TWIN} live?

			Frequency	% of total	% of valid
Valid	1	his or her father	2	0.01%	40%
	2	other relatives, including grandparents	2	0.01%	40%
	4	other	1	0.01%	20%
		Total	5	0.03%	100%

Missing	.	missing	2	0.01%	
	7	legitimate skip	14730	99.95%	
	8	don't know	1	0.01%	
		Total	14,733	99.97%	

Valid	Invalid	Minimum	Maximum
5	14733	1	4

Type	Code
Measurement Unit	numeric
H2FP33A1	33A1. 1st Pregnancy: Does the {CHILD/FIRST TWIN/SECOND TWIN}'s father live with you?

			Frequency	% of total	% of valid
Valid	0	no	189	1.28%	67.02%
	1	yes	93	0.63%	32.98%
		Total	282	1.91%	100%
Missing	.	missing	2	0.01%	
	7	legitimate skip	14454	98.07%	
		Total	14,456	98.09%	

Valid	Invalid	Minimum	Maximum
282	14456	0	1

Type	Code
Measurement Unit	numeric
H2FP34A1	34A1. 1st Pregnancy: How often does the father visit with the {CHILD/FIRST TWIN/SECOND TWIN}?

			Frequency	% of total	% of valid
Valid	0	never	51	0.35%	27.27%
	1	once a year	10	0.07%	5.35%
	2	once a month	19	0.13%	10.16%
	3	once a week	26	0.18%	13.9%
	4	more than once a week	81	0.55%	43.32%
	Total	187	1.27%	100%	

Missing	.	missing	2	0.01%	
	6	refused	1	0.01%	
	7	legitimate skip	14547	98.7%	
	8	don't know	1	0.01%	
		Total	14,551	98.73%	

Valid	Invalid	Minimum	Maximum
187	14551	0	4

Type	Code
Measurement Unit	numeric
H2FP35A1	35A1. 1st Pregnancy: Do you have a legal agreement with the father regarding custody of the {CHILD/FIRST TWIN/SECOND TWIN}?

			Frequency	% of total	% of valid
Valid	0	no	161	1.09%	85.64%
	1	yes	27	0.18%	14.36%
		Total	188	1.28%	100%
Missing	.	missing	2	0.01%	
	6	refused	1	0.01%	
	7	legitimate skip	14547	98.7%	
		Total	14,550	98.72%	

Valid	Invalid	Minimum	Maximum
188	14550	0	1

Type	Code
Measurement Unit	numeric
H2FP36A1	36A1. 1st Pregnancy: Do you have a legal agreement with the father regarding visitation with the {CHILD/FIRST TWIN/SECOND TWIN}?

			Frequency	% of total	% of valid
Valid	0	no	166	1.13%	88.3%
	1	yes	22	0.15%	11.7%
		Total	188	1.28%	100%
Missing	.	missing	2	0.01%	
	6	refused	1	0.01%	
	7	legitimate skip	14547	98.7%	
		Total	14,549	98.71%	

		Total	14,550	98.72%	
--	--	-------	--------	--------	--

Valid	Invalid	Minimum	Maximum
188	14550	0	1

H2FP37A1 - S31BQ37A PREG1-CHILD SUPPORT AGREE-W2

Type	Code
Measurement Unit	numeric
H2FP37A1	37A1. 1st Pregnancy: Do you have a legal agreement with the father regarding payment of child support for the {CHILD/FIRST TWIN/SECOND TWIN}?

			Frequency	% of total	% of valid
Valid	0	no	154	1.04%	81.91%
	1	yes	34	0.23%	18.09%
	Total		188	1.28%	100%
Missing	.	missing	2	0.01%	
	6	refused	1	0.01%	
	7	legitimate skip	14547	98.7%	
	Total		14,550	98.72%	

Valid	Invalid	Minimum	Maximum
188	14550	0	1

H2FP38A1 - S31BQ38A PREG1-AMOUNT CHILD SUPPORT-W2

Type	Numeric (Double)
H2FP38A1	38A1. 1st Pregnancy: In a typical month, how much support does the father pay for the {CHILD/FIRST TWIN/SECOND TWIN}?

			Frequency	% of total	% of valid
Missing	.	missing	2	0.01%	
	996	refused	1	0.01%	
	997	legitimate skip	14547	98.7%	
	998	don't know	10	0.07%	
Total		14,560	98.79%		

Valid	Invalid	Minimum	Maximum	Mean	StdDev
178	14560	0	900	94.415730...	140.77014...

H2FP16_2 - S31BQ16 PREG1-USE BIRTHCONTROL-W2

Type	Code
Measurement Unit	numeric
H2FP16_2	16_2. 2nd Pregnancy: During {MONTH/YEAR} when you got pregnant, were you or your partner using any kind of birth control methods?

			Frequency	% of total	% of valid
Valid	0	no	45	0.31%	78.95%
	1	yes	12	0.08%	21.05%
	Total		57	0.39%	100%
Missing	.	missing	2	0.01%	
	7	legitimate skip	14679	99.6%	
	Total		14,681	99.61%	

Valid	Invalid	Minimum	Maximum
57	14681	0	1

H2FP17A2 - S31BQ17A PREG2-METHOD 1-W2

Type	Code
Measurement Unit	numeric
H2FP17A2	17A2. 2nd Pregnancy: What method of birth control did you or your partner use?

			Frequency	% of total	% of valid
Valid	1	condoms (rubbers)	2	0.01%	66.67%
	9	Norplant	1	0.01%	33.33%
	Total		3	0.02%	100%
Missing	.	missing	11	0.07%	
	97	legitimate skip	14724	99.91%	
	Total		14,735	99.98%	

Valid	Invalid	Minimum	Maximum
3	14735	1	9

H2FP17B2 - S31BQ17B PREG2-METHOD 2-W2

Type	Code
Measurement Unit	numeric
H2FP17B2	17B2. 2nd Pregnancy: What other method of birth control did you or your partner use?

			Frequency	% of total	% of valid
--	--	--	-----------	------------	------------

Valid	4	birth control pills	1	0.01%	33.33%
	14	no other method	2	0.01%	66.67%
		Total	3	0.02%	100%
Missing	.	missing	11	0.07%	
	97	legitimate skip	14724	99.91%	
		Total	14,735	99.98%	

Valid	Invalid	Minimum	Maximum
3	14735	4	14

Type	Code
Measurement Unit	numeric
H2FP17C2	17C2. 2nd Pregnancy: What other method of birth control did you or your partner use?

			Frequency	% of total	% of valid
Valid	2	withdrawal	1	0.01%	100%
		Total	1	0.01%	100%
Missing	.	missing	11	0.07%	
	97	legitimate skip	14726	99.92%	
		Total	14,737	99.99%	

Valid	Invalid	Minimum	Maximum
1	14737	2	2

Type	Code
Measurement Unit	numeric
H2FP18_2	18_2. 2nd Pregnancy: Did you or your partner use {THIS METHOD/AT LEAST ONE METHOD OF BIRTH CONTROL} every time you and he had sexual intercourse that month?

			Frequency	% of total	% of valid
Valid	0	no	3	0.02%	25%
	1	yes	9	0.06%	75%
		Total	12	0.08%	100%
Missing	.	missing	2	0.01%	
	7	legitimate skip	14724	99.91%	
		Total	14,726	99.92%	

Valid	Invalid	Minimum	Maximum
12	14726	0	1

H2FP19_2 - S31BQ19 PREG2-WANTED BABY-W2

Type	Code
Measurement Unit	numeric
H2FP19_2	19_2. 2nd Pregnancy: Before you got pregnant, did you want to get pregnant by your partner at that time?

			Frequency	% of total	% of valid
Valid	1	definitely no	19	0.13%	33.93%
	2	probably no	5	0.03%	8.93%
	3	neither wanted nor didn't want	13	0.09%	23.21%
	4	probably yes	10	0.07%	17.86%
	5	definitely yes	9	0.06%	16.07%
		Total	56	0.38%	100%
Missing	.	missing	2	0.01%	
	6	refused	1	0.01%	
	7	legitimate skip	14679	99.6%	
		Total	14,682	99.62%	

Valid	Invalid	Minimum	Maximum
56	14682	1	5

H2FP20_2 - S31BQ20 PREG2-MARRIED TO PARTNER-W2

Type	Code
Measurement Unit	numeric
H2FP20_2	20_2. 2nd Pregnancy: At the time you got pregnant, were you and he married to each other?

			Frequency	% of total	% of valid
Valid	0	no	48	0.33%	84.21%
	1	yes	9	0.06%	15.79%
		Total	57	0.39%	100%
Missing	.	missing	2	0.01%	
	7	legitimate skip	14679	99.6%	
		Total	14,681	99.61%	

Valid	Invalid	Minimum	Maximum
57	14681	0	1

 H2FP21_2 - S31BQ21 PREG2-WANT TO MARRY PARTNER-W2

Type	Code
Measurement Unit	numeric
H2FP21_2	21_2. 2nd Pregnancy: Did you want to marry him?

			Frequency	% of total	% of valid
Valid	0	no	26	0.18%	54.17%
	1	yes	21	0.14%	43.75%
	3	You didn't care	1	0.01%	2.08%
Total			48	0.33%	100%
Missing	.	missing	2	0.01%	
	7	legitimate skip	14688	99.66%	
	Total			14,690	99.67%

Valid	Invalid	Minimum	Maximum
48	14690	0	3

 H2FP22_2 - S31BQ22 PREG2-DID YOU MARRY PARTNER-W2

Type	Code
Measurement Unit	numeric
H2FP22_2	22_2. 2nd Pregnancy: Did you marry him?

			Frequency	% of total	% of valid
Valid	0	no	47	0.32%	97.92%
	1	yes	1	0.01%	2.08%
	Total			48	0.33%
Missing	.	missing	2	0.01%	
	7	legitimate skip	14688	99.66%	
	Total			14,690	99.67%

Valid	Invalid	Minimum	Maximum
48	14690	0	1

 H2FP23_2 - S31BQ23 PREG2-WHEN MARRY-W2

Type	Code
Measurement Unit	numeric
H2FP23_2	23_2. 2nd Pregnancy: When did you marry him, in relation to your pregnancy?

			Frequency	% of total	% of valid
Valid	4	more than a month after you were sure you were pregnant, but before the pregnancy ended	1	0.01%	100%
		Total	1	0.01%	100%
Missing	.	missing	2	0.01%	
	7	legitimate skip	14735	99.98%	
		Total	14,737	99.99%	

Valid	Invalid	Minimum	Maximum
1	14737	4	4

Type	Code
Measurement Unit	numeric
H2FP24M2	24M2. 2nd Pregnancy: In what month [and year] did this pregnancy end?

			Frequency	% of total	% of valid
Valid	0	still pregnant	12	0.08%	22.64%
	1	January	1	0.01%	1.89%
	2	February	4	0.03%	7.55%
	3	March	4	0.03%	7.55%
	4	April	7	0.05%	13.21%
	5	May	5	0.03%	9.43%
	6	June	7	0.05%	13.21%
	7	July	2	0.01%	3.77%
	8	August	1	0.01%	1.89%
	9	September	2	0.01%	3.77%
	10	October	2	0.01%	3.77%
	11	November	2	0.01%	3.77%
	12	December	4	0.03%	7.55%
		Total	53	0.36%	100%
Missing	.	missing	2	0.01%	
	96	refused	2	0.01%	
	97	legitimate skip	14679	99.6%	
	98	don't know	2	0.01%	
		Total	14,685	99.64%	

Valid	Invalid	Minimum	Maximum
53	14685	0	12

 H2FP24Y2 - S31BQ24Y PREG2-YR PREGNANCY ENDED-W2

Type	Code
Measurement Unit	numeric
H2FP24Y2	24Y2. 2nd Pregnancy: In what [month and] year did this pregnancy end?

			Frequency	% of total	% of valid
Valid	0	still pregnant	12	0.08%	22.64%
	94	1994	12	0.08%	22.64%
	95	1995	19	0.13%	35.85%
	96	1996	10	0.07%	18.87%
		Total	53	0.36%	100%
Missing	.	missing	2	0.01%	
	996	refused	1	0.01%	
	997	legitimate skip	14679	99.6%	
	998	don't know	3	0.02%	
		Total	14,685	99.64%	

Valid	Invalid	Minimum	Maximum
53	14685	0	96

 H2FP25_2 - S31BQ25 PREG2-PREGNANCY OUTCOME-W2

Type	Code
Measurement Unit	numeric
H2FP25_2	25_2. 2nd Pregnancy: How did this pregnancy end?

			Frequency	% of total	% of valid
Valid	1	it has not ended; you are still pregnant	12	0.08%	21.05%
	2	a live birth	17	0.12%	29.82%
	4	a miscarriage	19	0.13%	33.33%
	5	an abortion	9	0.06%	15.79%
		Total	57	0.39%	100%
Missing	.		2	0.01%	
	7	legitimate skip	14679	99.6%	
		Total	14,681	99.61%	

Valid	Invalid	Minimum	Maximum
57	14681	1	5

 H2FP26_2 - S31BQ26 PREG2-DID YOU HAVE TWINS-W2

Type	Code
Measurement Unit	numeric
H2FP26_2	26_2. 2nd Pregnancy: Did you have twins?

			Frequency	% of total	% of valid
Valid	0	no	17	0.12%	100%
	Total		17	0.12%	100%
Missing	.		2	0.01%	
	7	legitimate skip	14719	99.87%	
		Total	14,721	99.88%	

Valid	Invalid	Minimum	Maximum
17	14721	0	0

 H2FP27A2 - S31BQ27A PREG2-PLACED FOR ADOPT-W2

Type	Code
Measurement Unit	numeric
H2FP27A2	27A2. 2nd Pregnancy: Was the {CHILD/FIRST TWIN/SECOND TWIN} placed for legal adoption?

			Frequency	% of total	% of valid
Valid	0	no	17	0.12%	100%
	Total		17	0.12%	100%
Missing	.		2	0.01%	
	7	legitimate skip	14719	99.87%	
		Total	14,721	99.88%	

Valid	Invalid	Minimum	Maximum
17	14721	0	0

 H2FP28A2 - S31BQ28A PREG2-CHILD STILL ALIVE-W2

Type	Code
Measurement Unit	numeric
H2FP28A2	28A2. 2nd Pregnancy: Is the {CHILD/FIRST TWIN/SECOND TWIN} still living?

			Frequency	% of total	% of valid
Valid	1	yes	17	0.12%	100%

		Total	17	0.12%	100%
Missing	.		2	0.01%	
	7	legitimate skip	14719	99.87%	
		Total	14,721	99.88%	

Valid	Invalid	Minimum	Maximum
17	14721	1	1

H2F29MA2 - S31BQ29MA PREG2-MO CHILD DIED-W2

Type	Numeric (Integer)
Measurement Unit	numeric
H2F29MA2	9MA2. 2nd Pregnancy: In what month [and year] did the {CHILD/FIRST TWIN/SECOND TWIN} die?

			Frequency
Missing	.		2
	97	legitimate skip	14736

Valid	Invalid
0	14738

H2F29YA2 - S31BQ29YA PREG2-YR CHILD DIED-W2

Type	Numeric (Integer)
Measurement Unit	numeric
H2F29YA2	9YA2. 2nd Pregnancy: In what [month and] year did the {CHILD/FIRST TWIN/SECOND TWIN} die?

			Frequency
Missing	.		2
	997	legitimate skip	14736

Valid	Invalid
0	14738

H2FP30A2 - S31BQ30A PREG2-CHILD LIVE W/ YOU-W2

Type	Code
Measurement Unit	numeric
H2FP30A2	30A2. 2nd Pregnancy: Does the {CHILD/FIRST TWIN/SECOND TWIN} live with you?

	Frequency	% of total	% of valid
--	-----------	------------	------------

Valid	0	no	1	0.01%	5.88%
	1	yes	16	0.11%	94.12%
		Total	17	0.12%	100%
Missing	.		2	0.01%	
	7	legitimate skip	14719	99.87%	
		Total	14,721	99.88%	

Valid	Invalid	Minimum	Maximum
17	14721	0	1

H2FP31A2 - S31BQ31A PREG2-VISIT CHILD-W2

Type	Code
Measurement Unit	numeric
H2FP31A2	31A2. 2nd Pregnancy: How often do you visit with the {CHILD/FIRST TWIN/SECOND TWIN}?

			Frequency	% of total	% of valid
Valid	4	more than once a week	1	0.01%	100%
		Total	1	0.01%	100%
Missing	.		2	0.01%	
	7	legitimate skip	14735	99.98%	
		Total	14,737	99.99%	

Valid	Invalid	Minimum	Maximum
1	14737	4	4

H2FP32A2 - S31BQ32A PREG2-CHILDS GUARDIANS-W2

Type	Code
Measurement Unit	numeric
H2FP32A2	32A2. 2nd Pregnancy: With whom does the {CHILD/FIRST TWIN/SECOND TWIN} live?

			Frequency	% of total	% of valid
Valid	2	other relatives, including grandparents	1	0.01%	100%
		Total	1	0.01%	100%
Missing	.		2	0.01%	
	7	legitimate skip	14735	99.98%	
		Total	14,737	99.99%	

Valid	Invalid	Minimum	Maximum
1	14737	2	2

H2FP33A2 - S31BQ33A PREG2-LIVE W/ CHILDS DAD-W2

Type	Code
Measurement Unit	numeric
H2FP33A2	33A2. 2nd Pregnancy: Does the {CHILD/FIRST TWIN/SECOND TWIN}'s father live with you?

			Frequency	% of total	% of valid
Valid	0	no	13	0.09%	81.25%
	1	yes	3	0.02%	18.75%
	Total		16	0.11%	100%
Missing	.	missing	2	0.01%	
	7	legitimate skip	14720	99.88%	
	Total		14,722	99.89%	

Valid	Invalid	Minimum	Maximum
16	14722	0	1

H2FP34A2 - S31BQ34A PREG2-CHILDS DAD VISIT-W2

Type	Code
Measurement Unit	numeric
H2FP34A2	34A2. 2nd Pregnancy: How often does the father visit with the {CHILD/FIRST TWIN/SECOND TWIN}?

			Frequency	% of total	% of valid
Valid	0	never	5	0.03%	38.46%
	3	once a week	3	0.02%	23.08%
	4	more than once a week	5	0.03%	38.46%
		Total	13	0.09%	100%
Missing	.		2	0.01%	
	7	legitimate skip	14723	99.9%	
	Total		14,725	99.91%	

Valid	Invalid	Minimum	Maximum
13	14725	0	4

H2FP35A2 - S31BQ35A PREG2-LEGAL CUSTODY AGREE-W2

Type	Code
------	------

Measurement Unit	numeric
H2FP35A2	35A2. 2nd Pregnancy: Do you have a legal agreement with the father regarding custody of the {CHILD/FIRST TWIN/SECOND TWIN}?

			Frequency	% of total	% of valid
Valid	0	no	11	0.07%	84.62%
	1	yes	2	0.01%	15.38%
	Total		13	0.09%	100%
Missing	.		2	0.01%	
	7	legitimate skip	14723	99.9%	
	Total		14,725	99.91%	

Valid	Invalid	Minimum	Maximum
13	14725	0	1

H2FP36A2 - S31BQ36A PREG2-LEGAL VISIT AGREE-W2

Type	Code
Measurement Unit	numeric
H2FP36A2	36A2. 2nd Pregnancy: Do you have a legal agreement with the father regarding visitation with the {CHILD/FIRST TWIN/SECOND TWIN}?

			Frequency	% of total	% of valid
Valid	0	no	11	0.07%	84.62%
	1	yes	2	0.01%	15.38%
	Total		13	0.09%	100%
Missing	.		2	0.01%	
	7	legitimate skip	14723	99.9%	
	Total		14,725	99.91%	

Valid	Invalid	Minimum	Maximum
13	14725	0	1

H2FP37A2 - S31BQ37A PREG2-CHILD SUPPORT AGREE-W2

Type	Code
Measurement Unit	numeric
H2FP37A2	37A2. 2nd Pregnancy: Do you have a legal agreement with the father regarding payment of child support for the {CHILD/FIRST TWIN/SECOND TWIN}?

			Frequency	% of total	% of valid
--	--	--	-----------	------------	------------

Valid	0	no	11	0.07%	84.62%
	1	yes	2	0.01%	15.38%
		Total	13	0.09%	100%
Missing	.		2	0.01%	
	7	legitimate skip	14723	99.9%	
		Total	14,725	99.91%	

Valid	Invalid	Minimum	Maximum
13	14725	0	1

H2FP38A2 - S31BQ38A PREG2-AMOUNT CHILD SUPPORT-W2

Type	Numeric (Integer)
Measurement Unit	numeric
H2FP38A2	38A2. 2nd Pregnancy: In a typical month, how much support does the father pay for the {CHILD/FIRST TWIN/SECOND TWIN}?

			Frequency	% of total	% of valid
Missing	.		2	0.01%	
	997	legitimate skip	14723	99.9%	
	998	don't know	1	0.01%	
		Total	14,726	99.92%	


Valid	Invalid	Minimum	Maximum	Mean	StdDev
12	14726	0	300	100.41666...	112.42084...

H2FP16_3 - S31BQ16 PREG3-USE BIRTHCONTROL-W2

Type	Code
Measurement Unit	numeric
H2FP16_3	16_3. 3rd Pregnancy: During {MONTH/YEAR} when you got pregnant, were you or your partner using any kind of birth control methods?

			Frequency	% of total	% of valid
Valid	0	no	2	0.01%	50%
	1	yes	2	0.01%	50%
		Total	4	0.03%	100%
Missing	7	legitimate skip	14734	99.97%	
		Total	14,734	99.97%	

Valid	Invalid	Minimum	Maximum
4	14734	0	1

 H2FP17A3 - S31BQ17A PREG3-METHOD 1-W2

Type	Code
Measurement Unit	numeric
H2FP17A3	17A3. 3rd Pregnancy: What method of birth control did you or your partner use?

			Frequency	% of total	% of valid
Valid	1	condoms (rubbers)	2	0.01%	100%
		Total	2	0.01%	100%
Missing	97	legitimate skip	14736	99.99%	
		Total	14,736	99.99%	

Valid	Invalid	Minimum	Maximum
2	14736	1	1

 H2FP17B3 - S31BQ17B PREG3-METHOD 2-W2

Type	Code
Measurement Unit	numeric
H2FP17B3	17B3. 3rd Pregnancy: What other method of birth control did you or your partner use?

			Frequency	% of total	% of valid
Valid	2	withdrawal	1	0.01%	50%
	4	birth control pills	1	0.01%	50%
		Total	2	0.01%	100%
Missing	97	legitimate skip	14736	99.99%	
		Total	14,736	99.99%	

Valid	Invalid	Minimum	Maximum
2	14736	2	4

 H2FP17C3 - S31BQ17C PREG3-METHOD 3-W2

Type	Code
Measurement Unit	numeric
H2FP17C3	17C3. 3rd Pregnancy: What other method of birth control did you or your partner use?

			Frequency	% of total	% of valid
--	--	--	-----------	------------	------------

Valid	4	birth control pills	1	0.01%	50%
	11	Depo Provera	1	0.01%	50%
		Total	2	0.01%	100%
Missing	97	legitimate skip	14736	99.99%	
		Total	14,736	99.99%	

Valid	Invalid	Minimum	Maximum
2	14736	4	11

H2FP18_3 - S31BQ18 PREG3-BIRTHCONTROL ALWAYS-W2

Type	Code
Measurement Unit	numeric
H2FP18_3	18_3. 3rd Pregnancy: Did you or your partner use {THIS METHOD/AT LEAST ONE METHOD OF BIRTH CONTROL} every time you and he had sexual intercourse that month?

			Frequency	% of total	% of valid
Valid	1	yes	2	0.01%	100%
		Total	2	0.01%	100%
Missing	7	legitimate skip	14736	99.99%	
		Total	14,736	99.99%	

Valid	Invalid	Minimum	Maximum
2	14736	1	1

H2FP19_3 - S31BQ19 PREG3-WANTED BABY-W2

Type	Code
Measurement Unit	numeric
H2FP19_3	19_3. 3rd Pregnancy: Before you got pregnant, did you want to get pregnant by your partner at that time?

			Frequency	% of total	% of valid
Valid	1	definitely no	1	0.01%	33.33%
	3	neither wanted nor didn't want	1	0.01%	33.33%
	4	probably yes	1	0.01%	33.33%
		Total	3	0.02%	100%
Missing	7	legitimate skip	14734	99.97%	
	8	don't know	1	0.01%	
		Total	14,735	99.98%	

Valid	Invalid	Minimum	Maximum
3	14735	1	4

H2FP20_3 - S31BQ20 PREG3-MARRIED TO PARTNER-W2

Type	Code
Measurement Unit	numeric
H2FP20_3	20_3. 3rd Pregnancy: At the time you got pregnant, were you and he married to each other?

			Frequency	% of total	% of valid
Valid	0	no	3	0.02%	100%
	Total		3	0.02%	100%
Missing	7	legitimate skip	14734	99.97%	
	8	don't know	1	0.01%	
	Total		14,735	99.98%	

Valid	Invalid	Minimum	Maximum
3	14735	0	0

H2FP21_3 - S31BQ21 PREG3-WANT TO MARRY PARTNER-W2

Type	Code
Measurement Unit	numeric
H2FP21_3	21_3. 3rd Pregnancy: Did you want to marry him?

			Frequency	% of total	% of valid
Valid	0	no	2	0.01%	66.67%
	1	yes	1	0.01%	33.33%
	Total		3	0.02%	100%
Missing	6	refused	1	0.01%	
	7	legitimate skip	14734	99.97%	
	Total		14,735	99.98%	

Valid	Invalid	Minimum	Maximum
3	14735	0	1

H2FP22_3 - S31BQ22 PREG3-DID YOU MARRY PARTNER-W2

Type	Code
Measurement Unit	numeric
H2FP22_3	22_3. 3rd Pregnancy: Did you marry him?

			Frequency	% of total	% of valid
Valid	0	no	3	0.02%	100%
	Total		3	0.02%	100%
Missing	6	refused	1	0.01%	
	7	legitimate skip	14734	99.97%	
		Total	14,735	99.98%	

Valid	Invalid	Minimum	Maximum
3	14735	0	0

H2FP23_3 - S31BQ23 PREG3-WHEN MARRY-W2

Type	Numeric (Integer)
Measurement Unit	numeric
H2FP23_3	23_3. 3rd Pregnancy: When did you marry him, in relation to your pregnancy?

			Frequency
Missing	7	legitimate skip	14738

Valid	Invalid
0	14738

H2FP24M3 - S31BQ24M PREG3-MO PREGNANCY ENDED-W2

Type	Code
Measurement Unit	numeric
H2FP24M3	24M3. 3rd Pregnancy: In what month [and year] did this pregnancy end?

			Frequency	% of total	% of valid
Valid	3	March	1	0.01%	33.33%
	7	July	1	0.01%	33.33%
	10	October	1	0.01%	33.33%
		Total	3	0.02%	100%
Missing	96	refused	1	0.01%	
	97	legitimate skip	14734	99.97%	
		Total	14,735	99.98%	

Valid	Invalid	Minimum	Maximum
3	14735	3	10

H2FP24Y3 - S31BQ24Y PREG3-YR PREGNANCY ENDED-W2

Type	Code
------	------

Measurement Unit	numeric
H2FP24Y3	24Y3. 3rd Pregnancy: In what [month and] year did this pregnancy end?

			Frequency	% of total	% of valid
Valid	94	1994	2	0.01%	66.67%
	95	1995	1	0.01%	33.33%
		Total	3	0.02%	100%
Missing	996	refused	1	0.01%	
	997	legitimate skip	14734	99.97%	
		Total	14,735	99.98%	

Valid	Invalid	Minimum	Maximum
3	14735	94	95

H2FP25_3 - S31BQ25 PREG3-PREGNANCY OUTCOME-W2

Type	Code
Measurement Unit	numeric
H2FP25_3	25_3. 3rd Pregnancy: How did this pregnancy end?

			Frequency	% of total	% of valid
Valid	2	a live birth	2	0.01%	66.67%
	4	a miscarriage	1	0.01%	33.33%
		Total	3	0.02%	100%
Missing	6	refused	1	0.01%	
	7	legitimate skip	14734	99.97%	
		Total	14,735	99.98%	

Valid	Invalid	Minimum	Maximum
3	14735	2	4

H2FP26_3 - S31BQ26 PREG3-DID YOU HAVE TWINS-W2

Type	Code
Measurement Unit	numeric
H2FP26_3	26_3. 3rd Pregnancy: Did you have twins?

			Frequency	% of total	% of valid
Valid	0	no	2	0.01%	100%
		Total	2	0.01%	100%
Missing	7	legitimate skip	14736	99.99%	
		Total	14,736	99.99%	

Valid	Invalid	Minimum	Maximum
2	14736	0	0

H2FP27A3 - S31BQ27A PREG3-PLACED FOR ADOPT-W2

Type	Code
Measurement Unit	numeric
H2FP27A3	27A3. 3rd Pregnancy: Was the {CHILD/FIRST TWIN/SECOND TWIN} placed for legal adoption?

			Frequency	% of total	% of valid
Valid	0	no	2	0.01%	100%
		Total	2	0.01%	100%
Missing	7	legitimate skip	14736	99.99%	
		Total	14,736	99.99%	

Valid	Invalid	Minimum	Maximum
2	14736	0	0

H2FP28A3 - S31BQ28A PREG3-CHILD STILL ALIVE-W2

Type	Code
Measurement Unit	numeric
H2FP28A3	28A3. 3rd Pregnancy: Is the {CHILD/FIRST TWIN/SECOND TWIN} still living?

			Frequency	% of total	% of valid
Valid	1	yes	2	0.01%	100%
		Total	2	0.01%	100%
Missing	7	legitimate skip	14736	99.99%	
		Total	14,736	99.99%	

Valid	Invalid	Minimum	Maximum
2	14736	1	1

H2F29MA3 - S31BQ29MA PREG3-MO CHILD DIED-W2

Type	Numeric (Integer)
Measurement Unit	numeric
H2F29MA3	9MA3. 3rd Pregnancy: In what month [and year] did the {CHILD/FIRST TWIN/SECOND TWIN} die?

			Frequency
Missing	97	legitimate skip	14738

Valid	Invalid
0	14738

H2F29YA3 - S31BQ29YA PREG3-YR CHILD DIED-W2

Type	Numeric (Integer)
Measurement Unit	numeric
H2F29YA3	9YA3. 3rd Pregnancy: In what [month and] year did the {CHILD/FIRST TWIN/SECOND TWIN} die?

			Frequency
Missing	997	legitimate skip	14738

Valid	Invalid
0	14738

H2FP30A3 - S31BQ30A PREG3-CHILD LIVE W/ YOU-W2

Type	Code
Measurement Unit	numeric
H2FP30A3	30A3. 3rd Pregnancy: Does the {CHILD/FIRST TWIN/SECOND TWIN} live with you?

			Frequency	% of total	% of valid
Valid	1	yes	2	0.01%	100%
		Total	2	0.01%	100%
Missing	7	legitimate skip	14736	99.99%	
		Total	14,736	99.99%	

Valid	Invalid	Minimum	Maximum
2	14736	1	1

H2FP31A3 - S31BQ31A PREG3-VISIT CHILD-W2

Type	Numeric (Integer)
Measurement Unit	numeric
H2FP31A3	31A3. 3rd Pregnancy: How often do you visit with the {CHILD/FIRST TWIN/SECOND TWIN}?

			Frequency
Missing	7	legitimate skip	14738

Valid	Invalid
0	14738

 H2FP32A3 - S31BQ32A PREG3-CHILDS GUARDIANS-W2

Type	Numeric (Integer)
Measurement Unit	numeric
H2FP32A3	32A3. 3rd Pregnancy: With whom does the {CHILD/FIRST TWIN/SECOND TWIN} live?

			Frequency
Missing	7	legitimate skip	14738

Valid	Invalid
0	14738

 H2FP33A3 - S31BQ33A PREG3-LIVE W/ CHILDS DAD-W2

Type	Code
Measurement Unit	numeric
H2FP33A3	33A3. 3rd Pregnancy: Does the {CHILD/FIRST TWIN/SECOND TWIN}'s father live with you?

			Frequency	% of total	% of valid
Valid	0	no	2	0.01%	100%
		Total	2	0.01%	100%
Missing	7	legitimate skip	14736	99.99%	
		Total	14,736	99.99%	

Valid	Invalid	Minimum	Maximum
2	14736	0	0

 H2FP34A3 - S31BQ34A PREG3-CHILDS DAD VISIT-W2

Type	Code
Measurement Unit	numeric
H2FP34A3	34A3. 3rd Pregnancy: How often does the father visit with the {CHILD/FIRST TWIN/SECOND TWIN}?

			Frequency	% of total	% of valid
Valid	0	never	1	0.01%	50%
		once a year	1	0.01%	50%
		Total	2	0.01%	100%
Missing	7	legitimate skip	14736	99.99%	
		Total	14,736	99.99%	

Valid	Invalid	Minimum	Maximum
2	14736	0	1

H2FP35A3 - S35BQ35A PREG3-LEGAL CUSTODY AGREE-W2

Type	Code
Measurement Unit	numeric
H2FP35A3	35A3. 3rd Pregnancy: Do you have a legal agreement with the father regarding custody of the {CHILD/FIRST TWIN/SECOND TWIN}?

			Frequency	% of total	% of valid
Valid	0	no	2	0.01%	100%
		Total	2	0.01%	100%
Missing	7	legitimate skip	14736	99.99%	
		Total	14,736	99.99%	

Valid	Invalid	Minimum	Maximum
2	14736	0	0

H2FP36A3 - S31BQ36A PREG3-LEGAL VISIT AGREE-W2

Type	Code
Measurement Unit	numeric
H2FP36A3	36A3. 3rd Pregnancy: Do you have a legal agreement with the father regarding visitation with the {CHILD/FIRST TWIN/SECOND TWIN}?

			Frequency	% of total	% of valid
Valid	0	no	2	0.01%	100%
		Total	2	0.01%	100%
Missing	7	legitimate skip	14736	99.99%	
		Total	14,736	99.99%	

Valid	Invalid	Minimum	Maximum
2	14736	0	0

H2FP37A3 - S31BQ37A PREG3-CHILD SUPPORT AGREE-W2

Type	Code
Measurement Unit	numeric
H2FP37A3	37A3. 3rd Pregnancy: Do you have a legal agreement with the father regarding payment of child support for the {CHILD/FIRST TWIN/SECOND TWIN}?

			Frequency	% of total	% of valid
Valid	0	no	2	0.01%	100%
	Total		2	0.01%	100%
Missing	7	legitimate skip	14736	99.99%	
	Total		14,736	99.99%	

Valid	Invalid	Minimum	Maximum
2	14736	0	0

H2FP38A3 - S31BQ38A PREG3-AMOUNT CHILD SUPPORT-W2

Type	Code
Measurement Unit	numeric
H2FP38A3	38A3. 3rd Pregnancy: In a typical month, how much support does the father pay for the {CHILD/FIRST TWIN/SECOND TWIN}?

			Frequency	% of total	% of valid
Valid	0	father does not pay support	2	0.01%	100%
	Total		2	0.01%	100%
Missing	997	legitimate skip	14736	99.99%	
	Total		14,736	99.99%	

Valid	Invalid	Minimum	Maximum
2	14736	0	0

H2SU1 - S32Q1 PAST YR-THINK ABOUT SUICIDE-W2

Type	Code
Measurement Unit	numeric
H2SU1	1. During the past 12 months, did you ever seriously think about committing suicide?

			Frequency	% of total	% of valid
Valid	0	no	13075	88.72%	89.28%
	1	yes	1570	10.65%	10.72%
	Total		14,645	99.37%	100%
Missing	6	refused	54	0.37%	
	8	don't know	39	0.26%	
	Total		93	0.63%	

Valid	Invalid	Minimum	Maximum
14645	93	0	1

 H2SU2 - S32Q2 PAST YR-ATTEMPT SUICIDE-W2

Type	Code
Measurement Unit	numeric
H2SU2	2. During the past 12 months, how many times did you actually attempt suicide?

			Frequency	% of total	% of valid
Valid	0	0 times	1062	7.21%	67.69%
	1	1 time	314	2.13%	20.01%
	2	2 or 3 times	137	0.93%	8.73%
	3	4 or 5 times	27	0.18%	1.72%
	4	6 or more times	29	0.2%	1.85%
		Total	1,569	10.65%	100%
Missing	6	refused	1	0.01%	
	7	legitimate skip	13168	89.35%	
		Total	13,169	89.35%	

Valid	Invalid	Minimum	Maximum
1569	13169	0	4

 H2SU3 - S32Q3 ATTEMPT RESULT IN MED TREATMT-W2

Type	Code
Measurement Unit	numeric
H2SU3	3. Did any [suicide] attempt result in an injury, poisoning, or overdose that had to be treated by a doctor or nurse?

			Frequency	% of total	% of valid
Valid	0	no	399	2.71%	78.7%
	1	yes	108	0.73%	21.3%
		Total	507	3.44%	100%
Missing	7	legitimate skip	14231	96.56%	
		Total	14,231	96.56%	

Valid	Invalid	Minimum	Maximum
507	14231	0	1

 H2SU4 - S32Q4 PAST YR-FRIENDS ATTEMPT SUICIDE-W2

Type	Code
Measurement Unit	numeric

H2SU4	4. Have any of your friends tried to kill themselves during the past 12 months?
-------	---

			Frequency	% of total	% of valid
Valid	0	no	12582	85.37%	86.11%
	1	yes	2029	13.77%	13.89%
Total			14,611	99.14%	100%
Missing	6	refused	55	0.37%	
	8	don't know	72	0.49%	
Total			127	0.86%	

Valid	Invalid	Minimum	Maximum
14611	127	0	1

H2SU5 - S32Q5 PAST YR-FRIENDS SUCCEED-W2

Type	Code
Measurement Unit	numeric
H2SU5	5. Have any of them succeeded [in committing suicide]?

			Frequency	% of total	% of valid
Valid	0	no	1605	10.89%	79.22%
	1	yes	421	2.86%	20.78%
Total			2,026	13.75%	100%
Missing	6	refused	2	0.01%	
	7	legitimate skip	12709	86.23%	
	8	don't know	1	0.01%	
Total			12,712	86.25%	

Valid	Invalid	Minimum	Maximum
2026	12712	0	1

H2SU6 - S32Q6 PAST YR-FAMILY ATTEMPT SUICIDE-W2

Type	Code
Measurement Unit	numeric
H2SU6	6. Have any of your family members tried to kill themselves during the past 12 months?

			Frequency	% of total	% of valid
Valid	0	no	14118	95.79%	96.53%
	1	yes	507	3.44%	3.47%

		Total	14,625	99.23%	100%
Missing	6	refused	56	0.38%	
	8	don't know	57	0.39%	
		Total	113	0.77%	

Valid	Invalid	Minimum	Maximum
14625	113	0	1

H2SU7 - S32Q7 PAST YR-FAMILY SUCCEED-W2

Type	Code
Measurement Unit	numeric
H2SU7	7. Have any of them succeeded [in committing suicide]?

			Frequency	% of total	% of valid
Valid	0	no	374	2.54%	74.06%
	1	yes	131	0.89%	25.94%
		Total	505	3.43%	100%
Missing	6	refused	1	0.01%	
	7	legitimate skip	14231	96.56%	
	8	don't know	1	0.01%	
		Total	14,233	96.57%	

Valid	Invalid	Minimum	Maximum
505	14233	0	1

H2SU8 - S32Q8 HOW HONESTLY ANSWERED QS-W2

Type	Code
Measurement Unit	numeric
H2SU8	8. Generally, for the parts of this interview that you have answered by yourself using the computer--without help from the interviewer--how honestly have you answered the questions?

			Frequency	% of total	% of valid
Valid	1	not honestly at all	688	4.67%	4.7%
	2	somewhat honestly	965	6.55%	6.59%
	3	very honestly	5017	34.04%	34.27%
	4	completely honestly	7968	54.06%	54.43%
		Total	14,638	99.32%	100%
Missing	6	refused	61	0.41%	
	8	don't know	39	0.26%	

		Total	100	0.68%	
--	--	-------	-----	-------	--

Valid	Invalid	Minimum	Maximum
14638	100	1	4

H2SU9 - S32Q9 FREQ-LISTENED TO QUESTIONS READ-W2

Type	Code
Measurement Unit	numeric
H2SU9	9. For the parts of this interview that you have answered by yourself using the computer, how did you listen to the questions with the headphones?

			Frequency	% of total	% of valid
Valid	1	I listened to all the questions being read to me	3173	21.53%	21.68%
	2	I listened to the questions being read most of the time	1111	7.54%	7.59%
	3	I listened to the questions being read about half of the time	1124	7.63%	7.68%
	4	I listened to the questions being read less than half of the time	1850	12.55%	12.64%
	5	I read all the questions myself and did not listen to them being read at all	7377	50.05%	50.41%
		Total	14,635	99.3%	100%
Missing	6	refused	53	0.36%	
	8	don't know	50	0.34%	
		Total	103	0.7%	

Valid	Invalid	Minimum	Maximum
14635	103	1	5

H2PA1 - S33Q1 MOM-FEEL ABOUT SEX NOW-W2

Type	Code
Measurement Unit	numeric
H2PA1	1. [If RESMOM:] How would she [resident mother] feel about your having sex at this time in your life?

			Frequency	% of total	% of valid
--	--	--	-----------	------------	------------

Valid	1	strongly disapprove	6567	44.56%	48.54%
	2	disapprove	3508	23.8%	25.93%
	3	neither disapprove nor approve	2941	19.96%	21.74%
	4	approve	411	2.79%	3.04%
	5	strongly approve	102	0.69%	0.75%
		Total	13,529	91.8%	100%
Missing	6	refused	37	0.25%	
	7	legitimate skip	1112	7.55%	
	8	don't know	60	0.41%	
		Total	1,209	8.2%	

Valid	Invalid	Minimum	Maximum
13529	1209	1	5

H2PA2 - S33Q2 MOM-YOU HAVING SEX WITH STEADY-W2

Type	Code
Measurement Unit	numeric
H2PA2	2. [If RESMOM:] How would she [resident mother] feel about you having sexual intercourse with someone who was special to you and whom you knew well-like a steady {GIRLFRIEND/BOYFRIEND}?

			Frequency	% of total	% of valid
Valid	1	strongly disapprove	5143	34.9%	38.05%
	2	disapprove	3440	23.34%	25.45%
	3	neither disapprove nor approve	3413	23.16%	25.25%
	4	approve	1289	8.75%	9.54%
	5	strongly approve	231	1.57%	1.71%
		Total	13,516	91.71%	100%
Missing	6	refused	41	0.28%	
	7	legitimate skip	1112	7.55%	
	8	don't know	69	0.47%	
		Total	1,222	8.29%	

Valid	Invalid	Minimum	Maximum
13516	1222	1	5

H2PA3 - S33Q3 MOM-USE OF BIRTHCONTROL-W2

Type	Code
Measurement Unit	numeric

H2PA3	3. [If RESMOM:] How would she [resident mother] feel about your using birth control at this time in your life?
-------	--

			Frequency	% of total	% of valid
Valid	1	strongly disapprove	3214	21.81%	23.86%
	2	disapprove	1731	11.75%	12.85%
	3	neither disapprove nor approve	2741	18.6%	20.35%
	4	approve	2953	20.04%	21.92%
	5	strongly approve	2830	19.2%	21.01%
		Total	13,469	91.39%	100%
Missing	6	refused	39	0.26%	
	7	legitimate skip	1112	7.55%	
	8	don't know	118	0.8%	
		Total	1,269	8.61%	

Valid	Invalid	Minimum	Maximum
13469	1269	1	5

H2PA4 - S33Q4 DAD-FEEL ABOUT SEX NOW-W2

Type	Code
Measurement Unit	numeric
H2PA4	4. [If RESDAD:] How would he [resident father] feel about your having sex at this time in your life?

			Frequency	% of total	% of valid
Valid	1	strongly disapprove	5390	36.57%	52.19%
	2	disapprove	2214	15.02%	21.44%
	3	neither disapprove nor approve	2190	14.86%	21.21%
	4	approve	416	2.82%	4.03%
	5	strongly approve	117	0.79%	1.13%
		Total	10,327	70.07%	100%
Missing	6	refused	31	0.21%	
	7	legitimate skip	4322	29.33%	
	8	don't know	58	0.39%	
		Total	4,411	29.93%	

Valid	Invalid	Minimum	Maximum
10327	4411	1	5

H2PA5 - S33Q5 DAD-YOU HAVING SEX WITH STEADY-W2

Type	Code
------	------

Measurement Unit	numeric
H2PA5	5. [If RESDAD:] How would he [resident father] feel about you having sexual intercourse with someone who was special to you and whom you knew well-like a steady {GIRLFRIEND/BOYFRIEND}?

			Frequency	% of total	% of valid
Valid	1	strongly disapprove	4746	32.2%	45.97%
	2	disapprove	2235	15.16%	21.65%
	3	neither disapprove nor approve	2418	16.41%	23.42%
	4	approve	741	5.03%	7.18%
	5	strongly approve	185	1.26%	1.79%
		Total	10,325	70.06%	100%
Missing	6	refused	34	0.23%	
	7	legitimate skip	4322	29.33%	
	8	don't know	57	0.39%	
		Total	4,413	29.94%	

Valid	Invalid	Minimum	Maximum
10325	4413	1	5

Type	Code
Measurement Unit	numeric
H2PA6	6. [If RESDAD:] How would he [resident father] feel about your using birth control at this time in your life?

			Frequency	% of total	% of valid
Valid	1	strongly disapprove	3017	20.47%	29.38%
	2	disapprove	1324	8.98%	12.89%
	3	neither disapprove nor approve	2319	15.73%	22.58%
	4	approve	1803	12.23%	17.56%
	5	strongly approve	1807	12.26%	17.59%
		Total	10,270	69.68%	100%
Missing	6	refused	38	0.26%	
	7	legitimate skip	4322	29.33%	
	8	don't know	108	0.73%	
		Total	4,468	30.32%	

Valid	Invalid	Minimum	Maximum
10270	4468	1	5

 H2PA7 - S33Q7 CONSIDER HAVING CHILD UNMARRIED-W2

Type	Code
Measurement Unit	numeric
H2PA7	7. Regardless of whether you have ever had a child, would you consider having a child in the future as an unmarried person?

			Frequency	% of total	% of valid
Valid	0	no	10756	72.98%	74.37%
	1	yes	3706	25.15%	25.63%
Total			14,462	98.13%	100%
Missing	6	refused	43	0.29%	
	7	legitimate skip	132	0.9%	
	8	don't know	101	0.69%	
Total			276	1.87%	

Valid	Invalid	Minimum	Maximum
14462	276	0	1

 H2PR1 - S34Q1 ADULTS CARE ABOUT YOU-W2

Type	Code
Measurement Unit	numeric
H2PR1	1. How much do you feel that adults care about you?

			Frequency	% of total	% of valid
Valid	1	not at all	114	0.77%	0.78%
	2	very little	375	2.54%	2.55%
	3	somewhat	1474	10%	10.03%
	4	quite a bit	3953	26.82%	26.9%
	5	very much	8717	59.15%	59.32%
	6	does not apply	62	0.42%	0.42%
Total			14,695	99.71%	100%
Missing	96	refused	16	0.11%	
	98	don't know	27	0.18%	
Total			43	0.29%	

Valid	Invalid	Minimum	Maximum
14695	43	1	6

 H2PR2 - S34Q2 TEACHERS CARE ABOUT YOU-W2

Type	Code
Measurement Unit	numeric
H2PR2	2. How much do you feel that your teachers care about you?

			Frequency	% of total	% of valid
Valid	1	not at all	624	4.23%	4.25%
	2	very little	1258	8.54%	8.56%
	3	somewhat	4970	33.72%	33.82%
	4	quite a bit	4607	31.26%	31.35%
	5	very much	2722	18.47%	18.52%
	6	does not apply	513	3.48%	3.49%
Total			14,694	99.7%	100%
Missing	96	refused	19	0.13%	
	98	don't know	25	0.17%	
Total			44	0.3%	

Valid	Invalid	Minimum	Maximum
14694	44	1	6

H2PR3 - S34Q3 PARENTS CARE ABOUT YOU-W2

Type	Code
Measurement Unit	numeric
H2PR3	3. How much do you feel that your parents care about you?

			Frequency	% of total	% of valid
Valid	1	not at all	76	0.52%	0.52%
	2	very little	228	1.55%	1.55%
	3	somewhat	469	3.18%	3.19%
	4	quite a bit	1691	11.47%	11.5%
	5	very much	12188	82.7%	82.88%
	6	does not apply	54	0.37%	0.37%
Total			14,706	99.78%	100%
Missing	96	refused	14	0.09%	
	98	don't know	18	0.12%	
Total			32	0.22%	

Valid	Invalid	Minimum	Maximum
14706	32	1	6

H2PR4 - S34Q4 FRIENDS CARE ABOUT YOU-W2

Type	Code
Measurement Unit	numeric
H2PR4	4. How much do you feel that your friends care about you?

			Frequency	% of total	% of valid
Valid	1	not at all	114	0.77%	0.78%
	2	very little	316	2.14%	2.15%
	3	somewhat	1813	12.3%	12.33%
	4	quite a bit	5248	35.61%	35.7%
	5	very much	7159	48.58%	48.7%
	6	does not apply	49	0.33%	0.33%
Total			14,699	99.74%	100%
Missing	96	refused	15	0.1%	
	98	don't know	24	0.16%	
	Total		39	0.26%	

Valid	Invalid	Minimum	Maximum
14699	39	1	6

H2PR5 - S34Q5 FAMILY UNDERSTAND YOU-W2

Type	Code
Measurement Unit	numeric
H2PR5	5. How much do you feel that people in your family understand you?

			Frequency	% of total	% of valid
Valid	1	not at all	580	3.94%	3.94%
	2	very little	1358	9.21%	9.23%
	3	somewhat	4784	32.46%	32.53%
	4	quite a bit	4683	31.78%	31.84%
	5	very much	3260	22.12%	22.17%
	6	does not apply	41	0.28%	0.28%
Total			14,706	99.78%	100%
Missing	96	refused	15	0.1%	
	98	don't know	17	0.12%	
	Total		32	0.22%	

Valid	Invalid	Minimum	Maximum
14706	32	1	6

H2PR6 - S34Q6 WANT TO LEAVE HOME-W2

Type	Code
Measurement Unit	numeric
H2PR6	6. How much do you feel that you want to leave home?

			Frequency	% of total	% of valid
Valid	1	not at all	5775	39.18%	39.28%
	2	very little	2718	18.44%	18.49%
	3	somewhat	3189	21.64%	21.69%
	4	quite a bit	1481	10.05%	10.07%
	5	very much	1146	7.78%	7.8%
	6	does not apply	392	2.66%	2.67%
Total			14,701	99.75%	100%
Missing	96	refused	16	0.11%	
	98	don't know	21	0.14%	
	Total		37	0.25%	

Valid	Invalid	Minimum	Maximum
14701	37	1	6

H2PR7 - S34Q7 FAMILY HAS FUN TOGETHER-W2

Type	Code
Measurement Unit	numeric
H2PR7	7. How much do you feel that you and your family have fun together?

			Frequency	% of total	% of valid
Valid	1	not at all	465	3.16%	3.16%
	2	very little	1424	9.66%	9.68%
	3	somewhat	4201	28.5%	28.57%
	4	quite a bit	4867	33.02%	33.1%
	5	very much	3663	24.85%	24.91%
	6	does not apply	86	0.58%	0.58%
Total			14,706	99.78%	100%
Missing	96	refused	16	0.11%	
	98	don't know	16	0.11%	
	Total		32	0.22%	

Valid	Invalid	Minimum	Maximum
14706	32	1	6

H2PR8 - S34Q8 FAMILY PAYS ATTENTION TO YOU-W2

Type	Code
Measurement Unit	numeric
H2PR8	8. How much do you feel that your family pays attention to you?

			Frequency	% of total	% of valid
Valid	1	not at all	237	1.61%	1.61%
	2	very little	752	5.1%	5.11%
	3	somewhat	3407	23.12%	23.17%
	4	quite a bit	5724	38.84%	38.92%
	5	very much	4504	30.56%	30.63%
	6	does not apply	82	0.56%	0.56%
Total			14,706	99.78%	100%
Missing	96	refused	15	0.1%	
	98	don't know	17	0.12%	
	Total		32	0.22%	

Valid	Invalid	Minimum	Maximum
14706	32	1	6

H2NB1 - S35Q1 KNOW MOST PEOPLE IN NBORHOOD-W2

Type	Code
Measurement Unit	numeric
H2NB1	1. Indicate whether the following statement is true for you: You know most of the people in your neighborhood.

			Frequency	% of total	% of valid
Valid	1	true	10288	69.81%	69.93%
	2	false	4424	30.02%	30.07%
Total			14,712	99.82%	100%
Missing	6	refused	14	0.09%	
	8	don't know	12	0.08%	
	Total		26	0.18%	

Valid	Invalid	Minimum	Maximum
14712	26	1	2

H2NB2 - S35Q2 PAST MO-STOP & TALK TO NEIGHBOR-W2

Type	Code
Measurement Unit	numeric

H2NB2	2. Indicate whether the following statement is true for you: In the past month, you have stopped on the street to talk with someone who lives in your neighborhood.
-------	---

			Frequency	% of total	% of valid
Valid	1	true	11335	76.91%	77.05%
	2	false	3376	22.91%	22.95%
Total			14,711	99.82%	100%
Missing	6	refused	14	0.09%	
	8	don't know	13	0.09%	
Total			27	0.18%	

Valid	Invalid	Minimum	Maximum
14711	27	1	2

H2NB3 - S35Q3 NEIGHBORS LOOK OUT FOR EA OTHER-W2

Type	Code
Measurement Unit	numeric
H2NB3	3. Indicate whether the following statement is true for you: People in this neighborhood look out for each other.

			Frequency	% of total	% of valid
Valid	1	true	10292	69.83%	70.99%
	2	false	4205	28.53%	29.01%
Total			14,497	98.36%	100%
Missing	6	refused	22	0.15%	
	8	don't know	219	1.49%	
Total			241	1.64%	

Valid	Invalid	Minimum	Maximum
14497	241	1	2

H2NB4 - S35Q4 USE REC CTR IN NBORHOOD-W2

Type	Code
Measurement Unit	numeric
H2NB4	4. Do you use a physical fitness or recreation center in your neighborhood?

			Frequency	% of total	% of valid
Valid	0	no	11691	79.33%	79.5%
	1	yes	3014	20.45%	20.5%

		Total	14,705	99.78%	100%
Missing	6	refused	13	0.09%	
	8	don't know	20	0.14%	
		Total	33	0.22%	

Valid	Invalid	Minimum	Maximum
14705	33	0	1

Type	Code
Measurement Unit	numeric
H2NB5	5. Do you usually feel safe in your neighborhood?

			Frequency	% of total	% of valid
Valid	0	no	1744	11.83%	11.87%
	1	yes	12953	87.89%	88.13%
		Total	14,697	99.72%	100%
Missing	6	refused	15	0.1%	
	8	don't know	26	0.18%	
		Total	41	0.28%	

Valid	Invalid	Minimum	Maximum
14697	41	0	1

Type	Code
Measurement Unit	numeric
H2NB6	6. On the whole, how happy are you with living in your neighborhood?

			Frequency	% of total	% of valid
Valid	1	not at all	537	3.64%	3.65%
	2	very little	882	5.98%	5.99%
	3	somewhat	3504	23.78%	23.82%
	4	quite a bit	5111	34.68%	34.74%
	5	very much	4679	31.75%	31.8%
		Total	14,713	99.83%	100%
Missing	6	refused	15	0.1%	
	8	don't know	10	0.07%	
		Total	25	0.17%	

Valid	Invalid	Minimum	Maximum
14713	25	1	5

Type	Code
Measurement Unit	numeric
H2NB7	7. If, for any reason, you had to move from here to some other neighborhood, how happy or unhappy would you be?

			Frequency	% of total	% of valid
Valid	1	very unhappy	3345	22.7%	22.77%
	2	a little unhappy	3998	27.13%	27.22%
	3	wouldn't make any difference	4764	32.32%	32.43%
	4	a little happy	1396	9.47%	9.5%
	5	very happy	1185	8.04%	8.07%
		Total	14,688	99.66%	100%
Missing	6	refused	15	0.1%	
	8	don't know	35	0.24%	
		Total	50	0.34%	

Valid	Invalid	Minimum	Maximum
14688	50	1	5

Type	Code
Measurement Unit	numeric
H2NB8	8. Have you lived here since {MOLI}?

			Frequency	% of total	% of valid
Valid	0	no	1624	11.02%	11.04%
	1	yes	13091	88.82%	88.96%
		Total	14,715	99.84%	100%
Missing	6	refused	13	0.09%	
	8	don't know	10	0.07%	
		Total	23	0.16%	

Valid	Invalid	Minimum	Maximum
14715	23	0	1

###

Type	Code
Measurement Unit	numeric
H2NB9	9. How many months have you lived here?

			Frequency	% of total	% of valid
Valid	1	1 month	269	1.83%	16.72%
	2	2 months	178	1.21%	11.06%
	3	3 months	153	1.04%	9.51%
	4	4 months	140	0.95%	8.7%
	5	5 months	126	0.85%	7.83%
	6	6 months	164	1.11%	10.19%
	7	7 months	110	0.75%	6.84%
	8	8 months	97	0.66%	6.03%
	9	9 months	115	0.78%	7.15%
	10	10 months	108	0.73%	6.71%
	11	11 months	79	0.54%	4.91%
	12	12 months	44	0.3%	2.73%
	13	13 months	6	0.04%	0.37%
	14	14 months	4	0.03%	0.25%
	15	15 months	1	0.01%	0.06%
	16	16 months	2	0.01%	0.12%
	17	17 months	1	0.01%	0.06%
	18	18 months	3	0.02%	0.19%
	19	19 months	2	0.01%	0.12%
	20	20 months	1	0.01%	0.06%
	22	22 months	2	0.01%	0.12%
	23	23 months	1	0.01%	0.06%
	24	24 months	3	0.02%	0.19%
			Total	1,609	10.92%
Missing	96	refused	1	0.01%	
	97	legitimate skip	13114	88.98%	
	98	don't know	14	0.09%	
		Total	13,129	89.08%	

Valid	Invalid	Minimum	Maximum
1609	13129	1	24

H2NB10 - S35Q10 TIMES MOVED SINCE MOLI-W2

Type	Code
Measurement Unit	numeric
H2NB10	10. How many times have you moved since {MOLI}?

			Frequency	% of total	% of valid
Valid	1	1 time	1147	7.78%	71.02%
	2	2 times	289	1.96%	17.89%
	3	3 times	109	0.74%	6.75%
	4	4 times	34	0.23%	2.11%
	5	5 times	26	0.18%	1.61%
	6	6 times	4	0.03%	0.25%
	7	7 times	3	0.02%	0.19%
	8	8 times	2	0.01%	0.12%
	10	10 times	1	0.01%	0.06%
		Total	1,615	10.96%	100%
Missing	96	refused	1	0.01%	
	97	legitimate skip	13114	88.98%	
	98	don't know	8	0.05%	
		Total	13,123	89.04%	

Valid	Invalid	Minimum	Maximum
1615	13123	1	10

H2RE1 - S36Q1 RELIGION-W2

Type	Code
Measurement Unit	numeric
H2RE1	1. What is your religion?

			Frequency	% of total	% of valid
--	--	--	-----------	------------	------------

Valid	1	Adventist	78	0.53%	0.54%
	2	AME, AME Zion, CME	159	1.08%	1.1%
	3	Assemblies of God	128	0.87%	0.88%
	4	Baptist	3180	21.58%	21.92%
	5	Christian Church (Disciples of Christ)	1844	12.51%	12.71%
	6	Christian Science	56	0.38%	0.39%
	7	Congregational	67	0.45%	0.46%
	8	Episcopal	201	1.36%	1.39%
	9	Friends/Quaker	11	0.07%	0.08%
	10	Holiness	142	0.96%	0.98%
	11	Jehovah's Witness	149	1.01%	1.03%
	12	Latter Day Saints (Mormon)	149	1.01%	1.03%
	13	Lutheran	433	2.94%	2.99%
	14	Methodist	627	4.25%	4.32%
	15	National Baptist	8	0.05%	0.06%
	16	Pentecostal	326	2.21%	2.25%
	17	Presbyterian	265	1.8%	1.83%
	18	United Church of Christ	69	0.47%	0.48%
	19	other Protestant	334	2.27%	2.3%
	20	Baha'i	4	0.03%	0.03%
	21	Buddhist	83	0.56%	0.57%
	22	Catholic	3627	24.61%	25.01%
	23	Eastern Orthodox	23	0.16%	0.16%
	24	Hindu	15	0.1%	0.1%
	25	Islam, Moslem, Muslim	46	0.31%	0.32%
	26	Jewish-Conservative, Reformed, Orthodox, or Reconstructionist	112	0.76%	0.77%
	27	Unitarian	16	0.11%	0.11%
	28	other religion	458	3.11%	3.16%
	29	none	1894	12.85%	13.06%
		Total	14,504	98.41%	100%
Missing	96	refused	76	0.52%	
	98	don't know	158	1.07%	
		Total	234	1.59%	

Valid	Invalid	Minimum	Maximum
14504	234	1	29

Type	Code
Measurement Unit	numeric

H2RE2	2. Do you agree or disagree that the sacred scriptures of your religion are the word of God and are completely without any mistakes?
-------	--

			Frequency	% of total	% of valid
Valid	1	agree	9487	64.37%	77.68%
	2	disagree	2365	16.05%	19.36%
	3	religion doesn't have sacred scriptures	361	2.45%	2.96%
Total			12,213	82.87%	100%
Missing	6	refused	38	0.26%	
	7	legitimate skip	2128	14.44%	
	8	don't know	359	2.44%	
Total			2,525	17.13%	

Valid	Invalid	Minimum	Maximum
12213	2525	1	3

H2RE3 - S36Q3 PAST YR-ATTEND SERVICES-W2

Type	Code
Measurement Unit	numeric
H2RE3	3. In the past 12 months, how often did you attend religious services?

			Frequency	% of total	% of valid
Valid	1	once a week or more	5485	37.22%	43.57%
	2	once a month or more, but less than once a week	2732	18.54%	21.7%
	3	less than once a month	2662	18.06%	21.14%
	4	never	1711	11.61%	13.59%
Total			12,590	85.43%	100%
Missing	6	refused	11	0.07%	
	7	legitimate skip	2128	14.44%	
	8	don't know	9	0.06%	
Total			2,148	14.57%	

Valid	Invalid	Minimum	Maximum
12590	2148	1	4

H2RE4 - S36Q4 HOW IMPORTANT IS RELIGION-W2

Type	Code
Measurement Unit	numeric

H2RE4	4. How important is religion to you?
-------	--------------------------------------

			Frequency	% of total	% of valid
Valid	1	very important	5967	40.49%	47.42%
	2	fairly important	5084	34.5%	40.4%
	3	fairly unimportant	969	6.57%	7.7%
	4	not important at all	563	3.82%	4.47%
		Total	12,583	85.38%	100%
Missing	6	refused	10	0.07%	
	7	legitimate skip	2128	14.44%	
	8	don't know	17	0.12%	
		Total	2,155	14.62%	

Valid	Invalid	Minimum	Maximum
12583	2155	1	4

H2RE5 - S36Q5 BORN-AGAIN CHRISTIAN-W2

Type	Code
Measurement Unit	numeric
H2RE5	5. Do you think of yourself as a Born-Again Christian?

			Frequency	% of total	% of valid
Valid	0	no	4200	28.5%	52.4%
	1	yes	3815	25.89%	47.6%
		Total	8,015	54.38%	100%
Missing	6	refused	19	0.13%	
	7	legitimate skip	6579	44.64%	
	8	don't know	125	0.85%	
		Total	6,723	45.62%	

Valid	Invalid	Minimum	Maximum
8015	6723	0	1

H2RE6 - S36Q6 HOW OFTEN DO YOU PRAY-W2

Type	Code
Measurement Unit	numeric
H2RE6	6. How often do you pray?

			Frequency	% of total	% of valid
--	--	--	-----------	------------	------------

Valid	1	at least once a day	5935	40.27%	47.14%
	2	at least once a week	3005	20.39%	23.87%
	3	at least once a month	1350	9.16%	10.72%
	4	less than once a month	1223	8.3%	9.71%
	5	never	1078	7.31%	8.56%
		Total	12,591	85.43%	100%
Missing	6	refused	10	0.07%	
	7	legitimate skip	2128	14.44%	
	8	don't know	9	0.06%	
		Total	2,147	14.57%	

Valid	Invalid	Minimum	Maximum
12591	2147	1	5

H2RE7 - S36Q7 PAST YR-ATTEND YOUTH GROUPS-W2	
Type	Code
Measurement Unit	numeric
H2RE7	7. Many churches, synagogues, and other places of worship have special activities for teenagers--such as youth groups, Bible classes, or choir. In the past 12 months, how often did you attend such youth activities?

			Frequency	% of total	% of valid
Valid	1	once a week or more	2868	19.46%	22.79%
	2	once a month or more, but less than once a week	1939	13.16%	15.41%
	3	less than once a month	1843	12.51%	14.65%
	4	never	5934	40.26%	47.16%
		Total	12,584	85.38%	100%
Missing	6	refused	11	0.07%	
	7	legitimate skip	2128	14.44%	
	8	don't know	15	0.1%	
		Total	2,154	14.62%	

Valid	Invalid	Minimum	Maximum
12584	2154	1	4

H2EE1 - S37Q1 WANT TO ATTEND COLLEGE-W2	
Type	Code
Measurement Unit	numeric

H2EE1	1. On a scale of 1 to 5, where 1 is low and 5 is high, how much do you want to go to college?
-------	---

			Frequency	% of total	% of valid
Valid	1	1 low	681	4.62%	4.64%
	2	2	481	3.26%	3.28%
	3	3	1583	10.74%	10.79%
	4	4	1987	13.48%	13.54%
	5	5 high	9484	64.35%	64.64%
	6	in college now	455	3.09%	3.1%
		Total	14,671	99.55%	100%
Missing	96	refused	20	0.14%	
	98	don't know	47	0.32%	
	Total		67	0.45%	

Valid	Invalid	Minimum	Maximum
14671	67	1	6

Type	Code
Measurement Unit	numeric
H2EE2	2. On a scale of 1 to 5, where 1 is low and 5 is high, how likely is it that you will go to college?

			Frequency	% of total	% of valid
Valid	1	1 low	971	6.59%	6.83%
	2	2	784	5.32%	5.52%
	3	3	2084	14.14%	14.67%
	4	4	2750	18.66%	19.36%
	5	5 high	7617	51.68%	53.61%
	6	in college now	1	0.01%	0.01%
		Total	14,207	96.4%	100%
Missing	96	refused	17	0.12%	
	97	legitimate skip	455	3.09%	
	98	don't know	59	0.4%	
		Total	531	3.6%	

Valid	Invalid	Minimum	Maximum
14207	531	1	6

##

Type	Code
Measurement Unit	numeric
H2EE3	3. In the last 4 weeks, did you work--for pay--for anyone outside your home? This includes both regular jobs and things like babysitting or yard work.

			Frequency	% of total	% of valid
Valid	0	no	6286	42.65%	42.74%
	1	yes	8420	57.13%	57.26%
	Total		14,706	99.78%	100%
Missing	6	refused	18	0.12%	
	8	don't know	14	0.09%	
	Total		32	0.22%	

Valid	Invalid	Minimum	Maximum
14706	32	0	1

H2EE4 - S37Q4 HRS/WEEK WORK-NONSUMMER-W2

Type	Numeric (Integer)
Measurement Unit	numeric
H2EE4	4. How many hours do you spend working for pay in a typical non-summer week?

			Frequency	% of total	% of valid
Missing	.	missing	1	0.01%	
	996	refused	20	0.14%	
	998	don't know	75	0.51%	
		Total	96	0.65%	

Valid	Invalid	Minimum	Maximum	Mean	StdDev
14642	96	0	164	9.7597322...	13.120877...

H2EE5 - S37Q5 MONEY EARNED/WEEK-NONSUMMER-W2

Type	Numeric (Double)
H2EE5	5. How much money do you earn in a typical non-summer week from all your jobs combined?

			Frequency	% of total	% of valid
Missing	.	missing	1	0.01%	
	996	refused	19	0.13%	
	997	legitimate skip	6302	42.76%	
	998	don't know	69	0.47%	

		Total	6,391	43.36%	
--	--	-------	-------	--------	--

Valid	Invalid	Minimum	Maximum	Mean	StdDev
8347	6391	0	900	97.336767...	95.705073...

H2EE6 - S37Q6 HRS/WEEK WORK-SUMMER-W2

Type	Numeric (Integer)
Measurement Unit	numeric
H2EE6	6. How many hours do you spend working for pay in a typical summer week?

			Frequency	% of total	% of valid
Missing	996	refused	25	0.17%	
	998	don't know	216	1.47%	
Total			241	1.64%	

Valid	Invalid	Minimum	Maximum	Mean	StdDev
14497	241	0	168	17.329240...	18.676008...

H2EE7 - S37Q7 MONEY EARNED/WEEK-SUMMER-W2

Type	Numeric (Double)
H2EE7	7. How much money do you earn in a typical summer week from all your jobs combined?

			Frequency	% of total	% of valid
Missing	996	refused	18	0.12%	
	997	legitimate skip	5270	35.76%	
	998	don't know	101	0.69%	
Total			5,389	36.57%	

Valid	Invalid	Minimum	Maximum	Mean	StdDev
9349	5389	0	990	143.58915...	112.87532...

H2EE8 - S37Q8 WEEKLY ALLOWANCE-W2

Type	Numeric (Integer)
Measurement Unit	numeric
H2EE8	8. How much is your allowance each week? If you don't receive your allowance weekly, how much would it be each week?

			Frequency	% of total	% of valid
Missing	96	refused	45	0.31%	
	98	don't know	112	0.76%	

		Total	157	1.07%	
--	--	-------	-----	-------	--

Valid	Invalid	Minimum	Maximum	Mean	StdDev
14581	157	0	95	7.1703586...	11.344181...

Type	Code
Measurement Unit	numeric
H2EE9	9. Have you ever driven a car?

			Frequency	% of total	% of valid
Valid	0	no	2875	19.51%	19.54%
	1	yes	11838	80.32%	80.46%
	Total		14,713	99.83%	100%
Missing	6	refused	15	0.1%	
	8	don't know	10	0.07%	
	Total		25	0.17%	

Valid	Invalid	Minimum	Maximum
14713	25	0	1

Type	Code
Measurement Unit	numeric
H2EE10	10. Do you have a driveRespondent's license - not a driveRespondent's permit?

			Frequency	% of total	% of valid
Valid	0	no	6180	41.93%	52.21%
	1	yes	5657	38.38%	47.79%
	Total		11,837	80.32%	100%
Missing	7	legitimate skip	2900	19.68%	
	8	don't know	1	0.01%	
	Total		2,901	19.68%	

Valid	Invalid	Minimum	Maximum
11837	2901	0	1

Type	Code
------	------

Measurement Unit	numeric
H2EE11	11. About how many miles do you drive each week?

			Frequency	% of total	% of valid
Valid	1	0 miles	3459	23.47%	29.26%
	2	1-50 miles	5149	34.94%	43.55%
	3	51-100 miles	1633	11.08%	13.81%
	4	over 100	1582	10.73%	13.38%
Total			11,823	80.22%	100%
Missing	6	refused	1	0.01%	
	7	legitimate skip	2900	19.68%	
	8	don't know	14	0.09%	
Total			2,915	19.78%	

Valid	Invalid	Minimum	Maximum
11823	2915	1	4

Type	Code
Measurement Unit	numeric
H2EE12	12. What do you think are the chances that the following will happen to you? You will live to age 35.

			Frequency	% of total	% of valid
Valid	1	almost no chance	188	1.28%	1.28%
	2	some chance, but probably not	355	2.41%	2.42%
	3	a 50-50 chance	1834	12.44%	12.5%
	4	a good chance	4733	32.11%	32.25%
	5	almost certain	7564	51.32%	51.55%
Total			14,674	99.57%	100%
Missing	6	refused	21	0.14%	
	8	don't know	43	0.29%	
Total			64	0.43%	

Valid	Invalid	Minimum	Maximum
14674	64	1	5

Type	Code
Measurement Unit	numeric

H2EE13	13. What do you think are the chances that the following will happen to you? You will be married by age 25.
--------	--

			Frequency	% of total	% of valid
Valid	1	almost no chance	1240	8.41%	8.46%
	2	some chance, but probably not	2156	14.63%	14.71%
	3	a 50-50 chance	5411	36.71%	36.93%
	4	a good chance	4111	27.89%	28.06%
	5	almost certain	1734	11.77%	11.83%
		Total	14,652	99.42%	100%
Missing	6	refused	22	0.15%	
	8	don't know	64	0.43%	
		Total	86	0.58%	

Valid	Invalid	Minimum	Maximum
14652	86	1	5

Type	Code
Measurement Unit	numeric
H2EE14	14. What do you think are the chances that the following thing will happen to you? You will be killed by age 21.

			Frequency	% of total	% of valid
Valid	1	almost no chance	7606	51.61%	51.89%
	2	some chance, but probably not	4670	31.69%	31.86%
	3	a 50-50 chance	2154	14.62%	14.7%
	4	a good chance	143	0.97%	0.98%
	5	almost certain	84	0.57%	0.57%
		Total	14,657	99.45%	100%
Missing	6	refused	20	0.14%	
	8	don't know	61	0.41%	
		Total	81	0.55%	

Valid	Invalid	Minimum	Maximum
14657	81	1	5

Type	Code
Measurement Unit	numeric

H2EE15	15. What do you think the chances are that the following will happen to you? You will get HIV or AIDS.
--------	---

			Frequency	% of total	% of valid
Valid	1	almost no chance	8728	59.22%	59.58%
	2	some chance, but probably not	4164	28.25%	28.42%
	3	a 50-50 chance	1648	11.18%	11.25%
	4	a good chance	75	0.51%	0.51%
	5	almost certain	35	0.24%	0.24%
Total			14,650	99.4%	100%
Missing	6	refused	24	0.16%	
	8	don't know	64	0.43%	
Total			88	0.6%	

Valid	Invalid	Minimum	Maximum
14650	88	1	5

Type	Code
Measurement Unit	numeric
H2EE16	16. What do you think are the chances that the following will happen to you? You will graduate from college.

			Frequency	% of total	% of valid
Valid	1	almost no chance	897	6.09%	6.12%
	2	some chance, but probably not	1020	6.92%	6.95%
	3	a 50-50 chance	2546	17.28%	17.36%
	4	a good chance	4474	30.36%	30.51%
	5	almost certain	5729	38.87%	39.06%
Total			14,666	99.51%	100%
Missing	6	refused	18	0.12%	
	8	don't know	54	0.37%	
Total			72	0.49%	

Valid	Invalid	Minimum	Maximum
14666	72	1	5

Type	Code
Measurement Unit	numeric

H2EE17	17. What do you think are the chances that the following will happen to you? You will have a middle-class family income by age 30.
--------	---

			Frequency	% of total	% of valid
Valid	1	almost no chance	825	5.6%	5.64%
	2	some chance, but probably not	1734	11.77%	11.86%
	3	a 50-50 chance	5420	36.78%	37.08%
	4	a good chance	4903	33.27%	33.54%
	5	almost certain	1735	11.77%	11.87%
Total			14,617	99.18%	100%
Missing	6	refused	24	0.16%	
	8	don't know	97	0.66%	
	Total			121	0.82%

Valid	Invalid	Minimum	Maximum
14617	121	1	5

H2SIBA - S38 STUDY SIB A-W2

Type	Code
Measurement Unit	numeric
H2SIBA	1st Sibling: Interviewer: Is {NAME} a study sib?

			Frequency	% of total	% of valid
Valid	0	no	6252	42.42%	64.31%
	1	yes	3470	23.54%	35.69%
	Total			9,722	65.97%
Missing	6	refused	7	0.05%	
	7	legitimate skip	4997	33.91%	
	8	don't know	12	0.08%	
	Total			5,016	34.03%

Valid	Invalid	Minimum	Maximum
9722	5016	0	1

H2TWINA - S38 RESPONDENTS TWIN-W2

Type	Code
Measurement Unit	numeric
H2TWINA	1st Sibling: Interviewer: Is {NAME} Respondent's twin?

			Frequency	% of total	% of valid
--	--	--	-----------	------------	------------

Valid	0	no	8662	58.77%	89.01%
	1	yes	1070	7.26%	10.99%
		Total	9,732	66.03%	100%
Missing	6	refused	6	0.04%	
	7	legitimate skip	4997	33.91%	
	8	don't know	3	0.02%	
		Total	5,006	33.97%	

Valid	Invalid	Minimum	Maximum
9732	5006	0	1

Type	Code
Measurement Unit	numeric
H2WS1A	1A. 1st Sibling: How much time do you and {NAME} spend together?

			Frequency	% of total	% of valid
Valid	1	a lot	3680	24.97%	37.9%
	2	some	3532	23.97%	36.38%
	3	a little	2006	13.61%	20.66%
	4	none	491	3.33%	5.06%
		Total	9,709	65.88%	100%
Missing	6	refused	26	0.18%	
	7	legitimate skip	4997	33.91%	
	8	don't know	6	0.04%	
		Total	5,029	34.12%	

Valid	Invalid	Minimum	Maximum
9709	5029	1	4

Type	Code
Measurement Unit	numeric
H2WS2A	2A. 1st Sibling: How much time do you and {NAME} spend with the same friend or group of friends?

			Frequency	% of total	% of valid
Valid	1	a lot	2005	13.6%	20.66%
	2	some	2306	15.65%	23.76%
	3	a little	2240	15.2%	23.08%
	4	none	3156	21.41%	32.51%

		Total	9,707	65.86%	100%
Missing	6	refused	26	0.18%	
	7	legitimate skip	4997	33.91%	
	8	don't know	8	0.05%	
		Total	5,031	34.14%	

Valid	Invalid	Minimum	Maximum
9707	5031	1	4

Type	Code
Measurement Unit	numeric
H2WS3A	3A. 1st Sibling: How often do you and {NAME} quarrel or fight?

			Frequency	% of total	% of valid
Valid	1	very often	1116	7.57%	11.5%
	2	often	1733	11.76%	17.85%
	3	sometimes	3174	21.54%	32.7%
	4	seldom	2683	18.2%	27.64%
	5	never	1001	6.79%	10.31%
		Total	9,707	65.86%	100%
Missing	6	refused	28	0.19%	
	7	legitimate skip	4997	33.91%	
	8	don't know	6	0.04%	
		Total	5,031	34.14%	

Valid	Invalid	Minimum	Maximum
9707	5031	1	5

Type	Code
Measurement Unit	numeric
H2WS4A	4A. 1st Sibling: How often do you feel love for {NAME}?

			Frequency	% of total	% of valid
Valid	1	very often	3954	26.83%	40.75%
	2	often	2799	18.99%	28.85%
	3	sometimes	2096	14.22%	21.6%
	4	seldom	623	4.23%	6.42%
	5	never	231	1.57%	2.38%

		Total	9,703	65.84%	100%
Missing	6	refused	26	0.18%	
	7	legitimate skip	4997	33.91%	
	8	don't know	12	0.08%	
		Total	5,035	34.16%	

Valid	Invalid	Minimum	Maximum
9703	5035	1	5

H2WS5A - S38Q5 RIVAL FOR PARENTS ATTN-W2

Type	Code
Measurement Unit	numeric
H2WS5A	5A. 1st Sibling: Think of all the things your parents do for you and {NAME}. Do you think that you or {NAME} receive more attention and love from your parents? Would you say {NAME} receives

			Frequency	% of total	% of valid
Valid	1	a lot more	652	4.42%	6.73%
	2	a little more	1245	8.45%	12.85%
	3	the same amount	6904	46.84%	71.28%
	4	a little less	453	3.07%	4.68%
	5	a lot less	110	0.75%	1.14%
	6	not applicable	322	2.18%	3.32%
		Total	9,686	65.72%	100%
Missing	96	refused	29	0.2%	
	97	legitimate skip	4997	33.91%	
	98	don't know	26	0.18%	
		Total	5,052	34.28%	

Valid	Invalid	Minimum	Maximum
9686	5052	1	6

H2WS6A - S38Q6 LOOK ALIKE-W2

Type	Code
Measurement Unit	numeric
H2WS6A	6A. 1st Sibling: How much do you and {NAME} look alike?

			Frequency	% of total	% of valid
--	--	--	-----------	------------	------------

Valid	1	not at all	3056	20.74%	31.6%
	2	very little	2017	13.69%	20.86%
	3	somewhat	2614	17.74%	27.03%
	4	quite a bit	1340	9.09%	13.86%
	5	very much	644	4.37%	6.66%
		Total	9,671	65.62%	100%
Missing	6	refused	38	0.26%	
	7	legitimate skip	4997	33.91%	
	8	don't know	32	0.22%	
		Total	5,067	34.38%	

Valid	Invalid	Minimum	Maximum
9671	5067	1	5

Type	Code
Measurement Unit	numeric
H2WS7A	7A. 1st Sibling: Are you and {NAME} identical twins or fraternal twins?

			Frequency	% of total	% of valid
Valid	1	identical	353	2.4%	33.68%
	2	fraternal	695	4.72%	66.32%
		Total	1,048	7.11%	100%
Missing	6	refused	1	0.01%	
	7	legitimate skip	13668	92.74%	
	8	don't know	21	0.14%	
		Total	13,690	92.89%	

Valid	Invalid	Minimum	Maximum
1048	13690	1	2

Type	Code
Measurement Unit	numeric
H2WS8A	8A. 1st Sibling: When you were young children, did you and {NAME} look very much alike, like two peas in a pod, or did you just look like members of the same family?

			Frequency	% of total	% of valid
Valid	1	two peas	623	4.23%	58.44%
	2	same family	443	3.01%	41.56%

		Total	1,066	7.23%	100%
Missing	6	refused	2	0.01%	
	7	legitimate skip	13668	92.74%	
	8	don't know	2	0.01%	
		Total	13,672	92.77%	

Valid	Invalid	Minimum	Maximum
1066	13672	1	2

H2WS9A - S38Q9 CONFUSE STRANGERS-W2

Type	Code
Measurement Unit	numeric
H2WS9A	9A. 1st Sibling: Are strangers ever confused about which one of you is which?

			Frequency	% of total	% of valid
Valid	0	no	136	0.92%	21.76%
	1	yes	489	3.32%	78.24%
		Total	625	4.24%	100%
Missing	6	refused	1	0.01%	
	7	legitimate skip	14111	95.75%	
	8	don't know	1	0.01%	
		Total	14,113	95.76%	


Valid	Invalid	Minimum	Maximum
625	14113	0	1

H2WS10A - S38Q10 CONFUSE TEACHERS-W2

Type	Code
Measurement Unit	numeric
H2WS10A	10A. 1st Sibling: Are your teachers ever confused?

			Frequency	% of total	% of valid
Valid	0	no	54	0.37%	11.04%
	1	yes	435	2.95%	88.96%
		Total	489	3.32%	100%
Missing	7	legitimate skip	14249	96.68%	
		Total	14,249	96.68%	

Valid	Invalid	Minimum	Maximum
489	14249	0	1

 H2WS11A - S38Q11 CONFUSE FAMILY-W2

Type	Code
Measurement Unit	numeric
H2WS11A	11A. 1st Sibling: Are family members ever confused?

			Frequency	% of total	% of valid
Valid	0	no	179	1.21%	41.24%
	1	yes	255	1.73%	58.76%
Total			434	2.94%	100%
Missing	7	legitimate skip	14303	97.05%	
	8	don't know	1	0.01%	
Total			14,304	97.06%	

Valid	Invalid	Minimum	Maximum
434	14304	0	1

 H2WS12A - S38Q12 SIMILAR PERSONALITY-W2

Type	Code
Measurement Unit	numeric
H2WS12A	12A. 1st Sibling: How similar are you in personality to {NAME}?

			Frequency	% of total	% of valid
Valid	1	not at all	3249	22.05%	33.57%
	2	very little	2357	15.99%	24.36%
	3	somewhat	2591	17.58%	26.77%
	4	quite a bit	1105	7.5%	11.42%
	5	very much	375	2.54%	3.88%
Total			9,677	65.66%	100%
Missing	6	refused	33	0.22%	
	7	legitimate skip	4997	33.91%	
	8	don't know	31	0.21%	
Total			5,061	34.34%	

Valid	Invalid	Minimum	Maximum
9677	5061	1	5

 H2SIBB - S38 STUDY SIB B-W2

Type	Code
------	------

Measurement Unit	numeric
H2SIBB	2nd Sibling: Interviewer: Is {NAME} a study sib?

			Frequency	% of total	% of valid
Valid	0	no	2624	17.8%	75.42%
	1	yes	855	5.8%	24.58%
Total			3,479	23.61%	100%
Missing	6	refused	2	0.01%	
	7	legitimate skip	11252	76.35%	
	8	don't know	5	0.03%	
Total			11,259	76.39%	

Valid	Invalid	Minimum	Maximum
3479	11259	0	1

H2TWINB - S38 RESPONDENTS TWIN-W2

Type	Code
Measurement Unit	numeric
H2TWINB	2nd Sibling: Interviewer: Is {NAME} Respondent's twin?

			Frequency	% of total	% of valid
Valid	0	no	3265	22.15%	93.74%
	1	yes	218	1.48%	6.26%
Total			3,483	23.63%	100%
Missing	6	refused	2	0.01%	
	7	legitimate skip	11252	76.35%	
	8	don't know	1	0.01%	
Total			11,255	76.37%	

Valid	Invalid	Minimum	Maximum
3483	11255	0	1

H2WS1B - S38Q1 SPEND TIME TOGETHER-W2

Type	Code
Measurement Unit	numeric
H2WS1B	1B. 2nd Sibling: How much time do you and {NAME} spend together?

			Frequency	% of total	% of valid
--	--	--	-----------	------------	------------

Valid	1	a lot	1071	7.27%	30.84%
	2	some	1190	8.07%	34.26%
	3	a little	908	6.16%	26.14%
	4	none	304	2.06%	8.75%
		Total	3,473	23.56%	100%
Missing	6	refused	9	0.06%	
	7	legitimate skip	11252	76.35%	
	8	don't know	4	0.03%	
		Total	11,265	76.44%	

Valid	Invalid	Minimum	Maximum
3473	11265	1	4

H2WS2B - S38Q2 SAME FRIENDS-W2

Type	Code
Measurement Unit	numeric
H2WS2B	2B. 2nd Sibling: How much time do you and {NAME} spend with the same friend or group of friends?

			Frequency	% of total	% of valid
Valid	1	a lot	535	3.63%	15.41%
	2	some	657	4.46%	18.92%
	3	a little	750	5.09%	21.6%
	4	none	1530	10.38%	44.07%
		Total	3,472	23.56%	100%
Missing	6	refused	9	0.06%	
	7	legitimate skip	11252	76.35%	
	8	don't know	5	0.03%	
		Total	11,266	76.44%	

Valid	Invalid	Minimum	Maximum
3472	11266	1	4

H2WS3B - S38Q3 FIGHT/QUARREL-W2

Type	Code
Measurement Unit	numeric
H2WS3B	3B. 2nd Sibling: How often do you and {NAME} quarrel or fight?

			Frequency	% of total	% of valid
--	--	--	-----------	------------	------------

Valid	1	very often	310	2.1%	8.93%
	2	often	515	3.49%	14.83%
	3	sometimes	1081	7.33%	31.13%
	4	seldom	962	6.53%	27.7%
	5	never	605	4.11%	17.42%
		Total	3,473	23.56%	100%
Missing	6	refused	9	0.06%	
	7	legitimate skip	11252	76.35%	
	8	don't know	4	0.03%	
		Total	11,265	76.44%	

Valid	Invalid	Minimum	Maximum
3473	11265	1	5

Type	Code
Measurement Unit	numeric
H2WS4B	4B. 2nd Sibling: How often do you feel love for {NAME}?

			Frequency	% of total	% of valid
Valid	1	very often	1363	9.25%	39.28%
	2	often	999	6.78%	28.79%
	3	sometimes	740	5.02%	21.33%
	4	seldom	249	1.69%	7.18%
	5	never	119	0.81%	3.43%
		Total	3,470	23.54%	100%
Missing	6	refused	11	0.07%	
	7	legitimate skip	11252	76.35%	
	8	don't know	5	0.03%	
		Total	11,268	76.46%	

Valid	Invalid	Minimum	Maximum
3470	11268	1	5

Type	Code
Measurement Unit	numeric
H2WS5B	5B. 2nd Sibling: Think of all the things your parents do for you and {NAME}. Do you think that you or {NAME} receive more attention and love from your parents? Would you say {NAME} receives

			Frequency	% of total	% of valid
Valid	1	a lot more	237	1.61%	6.85%
	2	a little more	417	2.83%	12.05%
	3	the same amount	2421	16.43%	69.93%
	4	a little less	194	1.32%	5.6%
	5	a lot less	49	0.33%	1.42%
	6	not applicable	144	0.98%	4.16%
Total			3,462	23.49%	100%
Missing	96	refused	13	0.09%	
	97	legitimate skip	11252	76.35%	
	98	don't know	11	0.07%	
Total			11,276	76.51%	

Valid	Invalid	Minimum	Maximum
3462	11276	1	6

Type	Code
Measurement Unit	numeric
H2WS6B	6B. 2nd Sibling: How much do you and {NAME} look alike?

			Frequency	% of total	% of valid
Valid	1	not at all	1450	9.84%	41.86%
	2	very little	724	4.91%	20.9%
	3	somewhat	707	4.8%	20.41%
	4	quite a bit	406	2.75%	11.72%
	5	very much	177	1.2%	5.11%
Total			3,464	23.5%	100%
Missing	6	refused	16	0.11%	
	7	legitimate skip	11252	76.35%	
	8	don't know	6	0.04%	
Total			11,274	76.5%	

Valid	Invalid	Minimum	Maximum
3464	11274	1	5

Type	Code
Measurement Unit	numeric
H2WS7B	7B. 2nd Sibling: Are you and {NAME} identical twins or fraternal twins?

			Frequency	% of total	% of valid
Valid	1	identical	64	0.43%	29.49%
	2	fraternal	153	1.04%	70.51%
Total			217	1.47%	100%
Missing	7	legitimate skip	14520	98.52%	
	8	don't know	1	0.01%	
Total			14,521	98.53%	

Valid	Invalid	Minimum	Maximum
217	14521	1	2

H2WS8B - S38Q8 SIMILARITY IN LOOKS-W2

Type	Code
Measurement Unit	numeric
H2WS8B	8B. 2nd Sibling: When you were young children, did you and {NAME} look very much alike, like two peas in a pod, or did you just look like members of the same family?

			Frequency	% of total	% of valid
Valid	1	two peas	114	0.77%	52.29%
	2	same family	104	0.71%	47.71%
Total			218	1.48%	100%
Missing	7	legitimate skip	14520	98.52%	
	Total		14,520	98.52%	

Valid	Invalid	Minimum	Maximum
218	14520	1	2

H2WS9B - S38Q9 CONFUSE STRANGERS-W2

Type	Code
Measurement Unit	numeric
H2WS9B	9B. 2nd Sibling: Are strangers ever confused about which one of you is which?

			Frequency	% of total	% of valid
Valid	0	no	38	0.26%	33.33%
	1	yes	76	0.52%	66.67%
Total			114	0.77%	100%
Missing	7	legitimate skip	14624	99.23%	
	Total		14,624	99.23%	

Valid	Invalid	Minimum	Maximum
114	14624	0	1

H2WS10B - S38Q10 CONFUSE TEACHERS-W2

Type	Code
Measurement Unit	numeric
H2WS10B	10B. 2nd Sibling: Are your teachers ever confused?

			Frequency	% of total	% of valid
Valid	0	no	6	0.04%	7.89%
	1	yes	70	0.47%	92.11%
	Total		76	0.52%	100%
Missing	7	legitimate skip	14662	99.48%	
	Total		14,662	99.48%	

Valid	Invalid	Minimum	Maximum
76	14662	0	1

H2WS11B - S38Q11 CONFUSE FAMILY-W2

Type	Code
Measurement Unit	numeric
H2WS11B	11B. 2nd Sibling: Are family members ever confused?

			Frequency	% of total	% of valid
Valid	0	no	26	0.18%	37.14%
	1	yes	44	0.3%	62.86%
	Total		70	0.47%	100%
Missing	7	legitimate skip	14668	99.53%	
	Total		14,668	99.53%	

Valid	Invalid	Minimum	Maximum
70	14668	0	1

H2WS12B - S38Q12 SIMILAR PERSONALITY-W2

Type	Code
Measurement Unit	numeric
H2WS12B	12B. 2nd Sibling: How similar are you in personality to {NAME}?

			Frequency	% of total	% of valid
--	--	--	-----------	------------	------------

Valid	1	not at all	1258	8.54%	36.41%
	2	very little	825	5.6%	23.88%
	3	somewhat	879	5.96%	25.44%
	4	quite a bit	361	2.45%	10.45%
	5	very much	132	0.9%	3.82%
		Total	3,455	23.44%	100%
Missing	6	refused	17	0.12%	
	7	legitimate skip	11252	76.35%	
	8	don't know	14	0.09%	
		Total	11,283	76.56%	

Valid	Invalid	Minimum	Maximum
3455	11283	1	5

H2SIBC - S38 STUDY SIB C-W2

Type	Code
Measurement Unit	numeric
H2SIBC	3rd Sibling: Interviewer: Is {NAME} a study sib?

			Frequency	% of total	% of valid
Valid	0	no	778	5.28%	83.21%
	1	yes	157	1.07%	16.79%
		Total	935	6.34%	100%
Missing	6	refused	1	0.01%	
	7	legitimate skip	13801	93.64%	
	8	don't know	1	0.01%	
		Total	13,803	93.66%	

Valid	Invalid	Minimum	Maximum
935	13803	0	1

H2TWINC - S38 RESPONDENTS TWIN-W2

Type	Code
Measurement Unit	numeric
H2TWINC	3rd Sibling: Interviewer: Is {NAME} Respondent's twin?

			Frequency	% of total	% of valid
Valid	0	no	905	6.14%	96.9%
	1	yes	29	0.2%	3.1%
		Total	934	6.34%	100%

Missing	6	refused	2	0.01%	
	7	legitimate skip	13801	93.64%	
	8	don't know	1	0.01%	
		Total	13,804	93.66%	

Valid	Invalid	Minimum	Maximum
934	13804	0	1

Type	Code
Measurement Unit	numeric
H2WS1C	1C. 3rd Sibling: How much time do you and {NAME} spend together?

			Frequency	% of total	% of valid
Valid	1	a lot	236	1.6%	25.35%
	2	some	333	2.26%	35.77%
	3	a little	234	1.59%	25.13%
	4	none	128	0.87%	13.75%
		Total	931	6.32%	100%
Missing	6	refused	5	0.03%	
	7	legitimate skip	13801	93.64%	
	8	don't know	1	0.01%	
		Total	13,807	93.68%	

Valid	Invalid	Minimum	Maximum
931	13807	1	4

Type	Code
Measurement Unit	numeric
H2WS2C	2C. 3rd Sibling: How much time do you and {NAME} spend with the same friend or group of friends?

			Frequency	% of total	% of valid
Valid	1	a lot	135	0.92%	14.5%
	2	some	146	0.99%	15.68%
	3	a little	184	1.25%	19.76%
	4	none	466	3.16%	50.05%
		Total	931	6.32%	100%

Missing	6	refused	4	0.03%	
	7	legitimate skip	13801	93.64%	
	8	don't know	2	0.01%	
		Total	13,807	93.68%	

Valid	Invalid	Minimum	Maximum
931	13807	1	4

Type	Code
Measurement Unit	numeric
H2WS3C	3C. 3rd Sibling: How often do you and {NAME} quarrel or fight?

			Frequency	% of total	% of valid
Valid	1	very often	77	0.52%	8.27%
	2	often	124	0.84%	13.32%
	3	sometimes	272	1.85%	29.22%
	4	seldom	237	1.61%	25.46%
	5	never	221	1.5%	23.74%
		Total	931	6.32%	100%
Missing	6	refused	4	0.03%	
	7	legitimate skip	13801	93.64%	
	8	don't know	2	0.01%	
		Total	13,807	93.68%	

Valid	Invalid	Minimum	Maximum
931	13807	1	5

Type	Code
Measurement Unit	numeric
H2WS4C	4C. 3rd Sibling: How often do you feel love for {NAME}?

			Frequency	% of total	% of valid
Valid	1	very often	338	2.29%	36.31%
	2	often	265	1.8%	28.46%
	3	sometimes	197	1.34%	21.16%
	4	seldom	77	0.52%	8.27%
	5	never	54	0.37%	5.8%
		Total	931	6.32%	100%

Missing	6	refused	4	0.03%	
	7	legitimate skip	13801	93.64%	
	8	don't know	2	0.01%	
		Total	13,807	93.68%	

Valid	Invalid	Minimum	Maximum
931	13807	1	5

Type	Code
Measurement Unit	numeric
H2WS5C	5C. 3rd Sibling: Think of all the things your parents do for you and {NAME}. Do you think that you or {NAME} receive more attention and love from your parents? Would you say {NAME} receives

			Frequency	% of total	% of valid
Valid	1	a lot more	67	0.45%	7.2%
	2	a little more	82	0.56%	8.82%
	3	the same amount	628	4.26%	67.53%
	4	a little less	65	0.44%	6.99%
	5	a lot less	32	0.22%	3.44%
	6	not applicable	56	0.38%	6.02%
		Total	930	6.31%	100%
Missing	96	refused	4	0.03%	
	97	legitimate skip	13801	93.64%	
	98	don't know	3	0.02%	
		Total	13,808	93.69%	

Valid	Invalid	Minimum	Maximum
930	13808	1	6

Type	Code
Measurement Unit	numeric
H2WS6C	6C. 3rd Sibling: How much do you and {NAME} look alike?

			Frequency	% of total	% of valid
--	--	--	-----------	------------	------------

Valid	1	not at all	475	3.22%	51.19%
	2	very little	165	1.12%	17.78%
	3	somewhat	168	1.14%	18.1%
	4	quite a bit	77	0.52%	8.3%
	5	very much	43	0.29%	4.63%
		Total	928	6.3%	100%
Missing	6	refused	6	0.04%	
	7	legitimate skip	13801	93.64%	
	8	don't know	3	0.02%	
		Total	13,810	93.7%	

Valid	Invalid	Minimum	Maximum
928	13810	1	5

Type	Code
Measurement Unit	numeric
H2WS7C	7C. 3rd Sibling: Are you and {NAME} identical twins or fraternal twins?

			Frequency	% of total	% of valid
Valid	1	identical	5	0.03%	17.86%
	2	fraternal	23	0.16%	82.14%
		Total	28	0.19%	100%
Missing	7	legitimate skip	14709	99.8%	
	8	don't know	1	0.01%	
		Total	14,710	99.81%	

Valid	Invalid	Minimum	Maximum
28	14710	1	2

Type	Code
Measurement Unit	numeric
H2WS8C	8C. 3rd Sibling: When you were young children, did you and {NAME} look very much alike, like two peas in a pod, or did you just look like members of the same family?

			Frequency	% of total	% of valid
Valid	1	two peas	11	0.07%	39.29%
	2	same family	17	0.12%	60.71%

		Total	28	0.19%	100%
Missing	7	legitimate skip	14709	99.8%	
	8	don't know	1	0.01%	
		Total	14,710	99.81%	

Valid	Invalid	Minimum	Maximum
28	14710	1	2

H2WS9C - S38Q9 CONFUSE STRANGERS-W2

Type	Code
Measurement Unit	numeric
H2WS9C	9C. 3rd Sibling: Are strangers ever confused about which one of you is which?

			Frequency	% of total	% of valid
Valid	0	no	4	0.03%	33.33%
	1	yes	8	0.05%	66.67%
		Total	12	0.08%	100%
Missing	7	legitimate skip	14726	99.92%	
		Total	14,726	99.92%	

Valid	Invalid	Minimum	Maximum
12	14726	0	1

H2WS10C - S38Q10 CONFUSE TEACHERS-W2

Type	Code
Measurement Unit	numeric
H2WS10C	10C. 3rd Sibling: Are your teachers ever confused?

			Frequency	% of total	% of valid
Valid	0	no	4	0.03%	50%
	1	yes	4	0.03%	50%
		Total	8	0.05%	100%
Missing	7	legitimate skip	14730	99.95%	
		Total	14,730	99.95%	

Valid	Invalid	Minimum	Maximum
8	14730	0	1

H2WS11C - S38Q11 CONFUSE FAMILY-W2

Type	Code
Measurement Unit	numeric
H2WS11C	11C. 3rd Sibling: Are family members ever confused?

			Frequency	% of total	% of valid
Valid	0	no	1	0.01%	25%
	1	yes	3	0.02%	75%
	Total		4	0.03%	100%
Missing	7	legitimate skip	14734	99.97%	
	Total		14,734	99.97%	

Valid	Invalid	Minimum	Maximum
4	14734	0	1

H2WS12C - S38Q12 SIMILAR PERSONALITY-W2

Type	Code
Measurement Unit	numeric
H2WS12C	12C. 3rd Sibling: How similar are you in personality to {NAME}?

			Frequency	% of total	% of valid
Valid	1	not at all	378	2.56%	40.78%
	2	very little	210	1.42%	22.65%
	3	somewhat	217	1.47%	23.41%
	4	quite a bit	96	0.65%	10.36%
	5	very much	26	0.18%	2.8%
	Total		927	6.29%	100%
Missing	6	refused	6	0.04%	
	7	legitimate skip	13801	93.64%	
	8	don't know	4	0.03%	
	Total		13,811	93.71%	

Valid	Invalid	Minimum	Maximum
927	13811	1	5

H2SIBD - S38 STUDY SIB D-W2

Type	Code
Measurement Unit	numeric
H2SIBD	4th Sibling: Interviewer: Is {NAME} a study sib?

			Frequency	% of total	% of valid
--	--	--	-----------	------------	------------

Valid	0	no	207	1.4%	89.61%
	1	yes	24	0.16%	10.39%
		Total	231	1.57%	100%
Missing	7	legitimate skip	14506	98.43%	
	8	don't know	1	0.01%	
		Total	14,507	98.43%	

Valid	Invalid	Minimum	Maximum
231	14507	0	1

Type	Code
Measurement Unit	numeric
H2TWIND	4th Sibling: Interviewer: Is {NAME} Respondent's twin?

			Frequency	% of total	% of valid
Valid	0	no	230	1.56%	99.14%
	1	yes	2	0.01%	0.86%
		Total	232	1.57%	100%
Missing	7	legitimate skip	14506	98.43%	
		Total	14,506	98.43%	

Valid	Invalid	Minimum	Maximum
232	14506	0	1

Type	Code
Measurement Unit	numeric
H2WS1D	1D. 4th Sibling: How much time do you and {NAME} spend together?

			Frequency	% of total	% of valid
Valid	1	a lot	48	0.33%	20.69%
	2	some	77	0.52%	33.19%
	3	a little	56	0.38%	24.14%
	4	none	51	0.35%	21.98%
		Total	232	1.57%	100%
Missing	7	legitimate skip	14506	98.43%	
		Total	14,506	98.43%	

Valid	Invalid	Minimum	Maximum

232	14506	1	4
-----	-------	---	---

Type	Code
Measurement Unit	numeric
H2WS2D	2D. 4th Sibling: How much time do you and {NAME} spend with the same friend or group of friends?

			Frequency	% of total	% of valid
Valid	1	a lot	24	0.16%	10.34%
	2	some	41	0.28%	17.67%
	3	a little	46	0.31%	19.83%
	4	none	121	0.82%	52.16%
		Total	232	1.57%	100%
Missing	7	legitimate skip	14506	98.43%	
		Total	14,506	98.43%	

Valid	Invalid	Minimum	Maximum
232	14506	1	4

Type	Code
Measurement Unit	numeric
H2WS3D	3D. 4th Sibling: How often do you and {NAME} quarrel or fight?

			Frequency	% of total	% of valid
Valid	1	very often	17	0.12%	7.33%
	2	often	24	0.16%	10.34%
	3	sometimes	65	0.44%	28.02%
	4	seldom	52	0.35%	22.41%
	5	never	74	0.5%	31.9%
		Total	232	1.57%	100%
Missing	7	legitimate skip	14506	98.43%	
		Total	14,506	98.43%	

Valid	Invalid	Minimum	Maximum
232	14506	1	5

Type	Code
------	------

Measurement Unit	numeric
H2WS4D	4D. 4th Sibling: How often do you feel love for {NAME}?

			Frequency	% of total	% of valid
Valid	1	very often	80	0.54%	34.48%
	2	often	68	0.46%	29.31%
	3	sometimes	46	0.31%	19.83%
	4	seldom	15	0.1%	6.47%
	5	never	23	0.16%	9.91%
		Total	232	1.57%	100%
Missing	7	legitimate skip	14506	98.43%	
		Total	14,506	98.43%	

Valid	Invalid	Minimum	Maximum
232	14506	1	5

H2WS5D - S38Q5 RIVAL FOR PARENTS ATTN-W2

Type	Code
Measurement Unit	numeric
H2WS5D	5D. 4th Sibling: Think of all the things your parents do for you and {NAME}. Do you think that you or {NAME} receive more attention and love from your parents? Would you say {NAME} receives

			Frequency	% of total	% of valid
Valid	1	a lot more	19	0.13%	8.19%
	2	a little more	11	0.07%	4.74%
	3	the same amount	163	1.11%	70.26%
	4	a little less	17	0.12%	7.33%
	5	a lot less	4	0.03%	1.72%
	6	not applicable	18	0.12%	7.76%
		Total	232	1.57%	100%
Missing	97	legitimate skip	14506	98.43%	
		Total	14,506	98.43%	

Valid	Invalid	Minimum	Maximum
232	14506	1	6

H2WS6D - S38Q6 LOOK ALIKE-W2

Type	Code
Measurement Unit	numeric

H2WS6D	6D. 4th Sibling: How much do you and {NAME} look alike?
--------	---

			Frequency	% of total	% of valid
Valid	1	not at all	132	0.9%	56.9%
	2	very little	39	0.26%	16.81%
	3	somewhat	37	0.25%	15.95%
	4	quite a bit	15	0.1%	6.47%
	5	very much	9	0.06%	3.88%
Total			232	1.57%	100%
Missing	7	legitimate skip	14506	98.43%	
	Total		14,506	98.43%	

Valid	Invalid	Minimum	Maximum
232	14506	1	5

H2WS7D - S38Q7 IDENTICAL OR FRATERNAL-W2

Type	Code
Measurement Unit	numeric
H2WS7D	7D. 4th Sibling: Are you and {NAME} identical twins or fraternal twins?

			Frequency	% of total	% of valid
Valid	2	fraternal	2	0.01%	100%
	Total		2	0.01%	100%
Missing	7	legitimate skip	14736	99.99%	
	Total		14,736	99.99%	

Valid	Invalid	Minimum	Maximum
2	14736	2	2

H2WS8D - S38Q8 SIMILARITY IN LOOKS-W2

Type	Code
Measurement Unit	numeric
H2WS8D	8D. 4th Sibling: When you were young children, did you and {NAME} look very much alike, like two peas in a pod, or did you just look like members of the same family?

			Frequency	% of total	% of valid
Valid	2	same family	2	0.01%	100%
	Total		2	0.01%	100%
Missing	7	legitimate skip	14736	99.99%	

		Total	14,736	99.99%	
--	--	-------	--------	--------	--

Valid	Invalid	Minimum	Maximum
2	14736	2	2

H2WS9D - S38Q9 CONFUSE STRANGERS-W2

Type	Numeric (Integer)
Measurement Unit	numeric
H2WS9D	9D. 4th Sibling: Are strangers ever confused about which one of you is which?

			Frequency
Missing	7	legitimate skip	14738

Valid	Invalid
0	14738

H2WS10D - S38Q10 CONFUSE TEACHERS-W2

Type	Numeric (Integer)
Measurement Unit	numeric
H2WS10D	10D. 4th Sibling: Are your teachers ever confused?

			Frequency
Missing	7	legitimate skip	14738

Valid	Invalid
0	14738

H2WS11D - S38Q11 CONFUSE FAMILY-W2

Type	Numeric (Integer)
Measurement Unit	numeric
H2WS11D	11D. 4th Sibling: Are family members ever confused?

			Frequency
Missing	7	legitimate skip	14738

Valid	Invalid
0	14738

H2WS12D - S38Q12 SIMILAR PERSONALITY-W2

Type	Code
Measurement Unit	numeric

H2WS12D	12D. 4th Sibling: How similar are you in personality to {NAME}?
---------	---

			Frequency	% of total	% of valid
Valid	1	not at all	119	0.81%	51.29%
	2	very little	47	0.32%	20.26%
	3	somewhat	46	0.31%	19.83%
	4	quite a bit	13	0.09%	5.6%
	5	very much	7	0.05%	3.02%
Total			232	1.57%	100%
Missing	7	legitimate skip	14506	98.43%	
	Total			14,506	98.43%

Valid	Invalid	Minimum	Maximum
232	14506	1	5

Type	Code
Measurement Unit	numeric
H2SIBE	5th Sibling: Interviewer: Is {NAME} a study sib?

			Frequency	% of total	% of valid
Valid	0	no	63	0.43%	94.03%
	1	yes	4	0.03%	5.97%
	Total			67	0.45%
Missing	7	legitimate skip	14671	99.55%	
	Total			14,671	99.55%

Valid	Invalid	Minimum	Maximum
67	14671	0	1

Type	Code
Measurement Unit	numeric
H2TWINE	5th Sibling: Interviewer: Is {NAME} Respondent's twin?

			Frequency	% of total	% of valid
Valid	0	no	66	0.45%	98.51%
	1	yes	1	0.01%	1.49%
	Total			67	0.45%
Missing	7	legitimate skip	14671	99.55%	

		Total	14,671	99.55%	
--	--	-------	--------	--------	--

Valid	Invalid	Minimum	Maximum
67	14671	0	1

Type	Code
Measurement Unit	numeric
H2WS1E	1E. 5th Sibling: How much time do you and {NAME} spend together?

			Frequency	% of total	% of valid
Valid	1	a lot	10	0.07%	14.93%
	2	some	20	0.14%	29.85%
	3	a little	20	0.14%	29.85%
	4	none	17	0.12%	25.37%
		Total	67	0.45%	100%
Missing	7	legitimate skip	14671	99.55%	
		Total	14,671	99.55%	

Valid	Invalid	Minimum	Maximum
67	14671	1	4

Type	Code
Measurement Unit	numeric
H2WS2E	2E. 5th Sibling: How much time do you and {NAME} spend with the same friend or group of friends?

			Frequency	% of total	% of valid
Valid	1	a lot	7	0.05%	10.45%
	2	some	11	0.07%	16.42%
	3	a little	15	0.1%	22.39%
	4	none	34	0.23%	50.75%
		Total	67	0.45%	100%
Missing	7	legitimate skip	14671	99.55%	
		Total	14,671	99.55%	


Valid	Invalid	Minimum	Maximum
67	14671	1	4

 H2WS3E - S38Q3 FIGHT/QUARREL-W2

Type	Code
Measurement Unit	numeric
H2WS3E	3E. 5th Sibling: How often do you and {NAME} quarrel or fight?

			Frequency	% of total	% of valid
Valid	1	very often	5	0.03%	7.46%
	2	often	8	0.05%	11.94%
	3	sometimes	6	0.04%	8.96%
	4	seldom	16	0.11%	23.88%
	5	never	32	0.22%	47.76%
		Total	67	0.45%	100%
Missing	7	legitimate skip	14671	99.55%	
		Total	14,671	99.55%	

Valid	Invalid	Minimum	Maximum
67	14671	1	5

 H2WS4E - S38Q4 FEEL LOVE FOR W2

Type	Code
Measurement Unit	numeric
H2WS4E	4E. 5th Sibling: How often do you feel love for {NAME}?

			Frequency	% of total	% of valid
Valid	1	very often	15	0.1%	22.39%
	2	often	23	0.16%	34.33%
	3	sometimes	14	0.09%	20.9%
	4	seldom	5	0.03%	7.46%
	5	never	10	0.07%	14.93%
		Total	67	0.45%	100%
Missing	7	legitimate skip	14671	99.55%	
		Total	14,671	99.55%	

Valid	Invalid	Minimum	Maximum
67	14671	1	5

 H2WS5E - S38Q5 RIVAL FOR PARENTS ATTN-W2

Type	Code
------	------

Measurement Unit	numeric
H2WS5E	5E. 5th Sibling: Think of all the things your parents do for you and {NAME}. Do you think that you or {NAME} receive more attention and love from your parents? Would you say {NAME} receives

			Frequency	% of total	% of valid
Valid	1	a lot more	4	0.03%	6.06%
	2	a little more	1	0.01%	1.52%
	3	the same amount	48	0.33%	72.73%
	4	a little less	4	0.03%	6.06%
	5	a lot less	4	0.03%	6.06%
	6	not applicable	5	0.03%	7.58%
Total			66	0.45%	100%
Missing	97	legitimate skip	14671	99.55%	
	98	don't know	1	0.01%	
Total			14,672	99.55%	

Valid	Invalid	Minimum	Maximum
66	14672	1	6

H2WS6E - S38Q6 LOOK ALIKE-W2

Type	Code
Measurement Unit	numeric
H2WS6E	6E. 5th Sibling: How much do you and {NAME} look alike?

			Frequency	% of total	% of valid
Valid	1	not at all	51	0.35%	76.12%
	2	very little	7	0.05%	10.45%
	3	somewhat	5	0.03%	7.46%
	4	quite a bit	3	0.02%	4.48%
	5	very much	1	0.01%	1.49%
Total			67	0.45%	100%
Missing	7	legitimate skip	14671	99.55%	
	Total		14,671	99.55%	

Valid	Invalid	Minimum	Maximum
67	14671	1	5

H2WS7E - S38Q7 IDENTICAL OR FRATERNAL-W2

Type	Code
------	------

Measurement Unit	numeric
H2WS7E	7E. 5th Sibling: Are you and {NAME} identical twins or fraternal twins?

			Frequency	% of total	% of valid
Valid	2	fraternal	1	0.01%	100%
		Total	1	0.01%	100%
Missing	7	legitimate skip	14737	99.99%	
		Total	14,737	99.99%	

Valid	Invalid	Minimum	Maximum
1	14737	2	2

H2WS8E - S38Q8 SIMILARITY IN LOOKS-W2

Type	Code
Measurement Unit	numeric
H2WS8E	8E. 5th Sibling: When you were young children, did you and {NAME} look very much alike, like two peas in a pod, or did you just look like members of the same family?

			Frequency	% of total	% of valid
Valid	1	two peas	1	0.01%	100%
		Total	1	0.01%	100%
Missing	7	legitimate skip	14737	99.99%	
		Total	14,737	99.99%	

Valid	Invalid	Minimum	Maximum
1	14737	1	1

H2WS9E - S38Q9 CONFUSE STRANGERS-W2

Type	Code
Measurement Unit	numeric
H2WS9E	9E. 5th Sibling: Are strangers ever confused about which one of you is which?

			Frequency	% of total	% of valid
Valid	0	no	1	0.01%	100%
		Total	1	0.01%	100%
Missing	7	legitimate skip	14737	99.99%	
		Total	14,737	99.99%	

Valid	Invalid	Minimum	Maximum

1	14737	0	0
---	-------	---	---

H2WS10E - S38Q10 CONFUSE TEACHERS-W2

Type	Numeric (Integer)
Measurement Unit	numeric
H2WS10E	10E. 5th Sibling: Are your teachers ever confused?

			Frequency
Missing	7	legitimate skip	14738

Valid	Invalid
0	14738

H2WS11E - S38Q11 CONFUSE FAMILY-W2

Type	Numeric (Integer)
Measurement Unit	numeric
H2WS11E	11E. 5th Sibling: Are family members ever confused?

			Frequency
Missing	7	legitimate skip	14738

Valid	Invalid
0	14738

H2WS12E - S38Q12 SIMILAR PERSONALITY-W2

Type	Code
Measurement Unit	numeric
H2WS12E	12E. 5th Sibling: How similar are you in personality to {NAME}?

			Frequency	% of total	% of valid
Valid	1	not at all	42	0.28%	62.69%
	2	very little	11	0.07%	16.42%
	3	somewhat	11	0.07%	16.42%
	4	quite a bit	2	0.01%	2.99%
	5	very much	1	0.01%	1.49%
		Total	67	0.45%	100%
Missing	7	legitimate skip	14671	99.55%	
		Total	14,671	99.55%	

Valid	Invalid	Minimum	Maximum
67	14671	1	5



Type	Code
Measurement Unit	numeric
H2SIBF	6th Sibling: Interviewer: Is {NAME} a study sib?

			Frequency	% of total	% of valid
Valid	0	no	24	0.16%	96%
	1	yes	1	0.01%	4%
Total			25	0.17%	100%
Missing	7	legitimate skip	14713	99.83%	
	Total		14,713	99.83%	

Valid	Invalid	Minimum	Maximum
25	14713	0	1



Type	Code
Measurement Unit	numeric
H2TWINF	6th Sibling: Interviewer: Is {NAME} Respondent's twin?

			Frequency	% of total	% of valid
Valid	0	no	25	0.17%	100%
	Total		25	0.17%	100%
Missing	7	legitimate skip	14713	99.83%	
	Total		14,713	99.83%	

Valid	Invalid	Minimum	Maximum
25	14713	0	0



Type	Code
Measurement Unit	numeric
H2WS1F	1F. 6th Sibling: How much time do you and {NAME} spend together?

			Frequency	% of total	% of valid
Valid	1	a lot	4	0.03%	16%
	2	some	12	0.08%	48%
	3	a little	6	0.04%	24%
	4	none	3	0.02%	12%

		Total	25	0.17%	100%
Missing	7	legitimate skip	14713	99.83%	
		Total	14,713	99.83%	

Valid	Invalid	Minimum	Maximum
25	14713	1	4

H2WS2F - S38Q2 SAME FRIENDS-W2

Type	Code
Measurement Unit	numeric
H2WS2F	2F. 6th Sibling: How much time do you and {NAME} spend with the same friend or group of friends?

			Frequency	% of total	% of valid
Valid	1	a lot	1	0.01%	4%
	2	some	7	0.05%	28%
	3	a little	6	0.04%	24%
	4	none	11	0.07%	44%
		Total	25	0.17%	100%
Missing	7	legitimate skip	14713	99.83%	
		Total	14,713	99.83%	

Valid	Invalid	Minimum	Maximum
25	14713	1	4

H2WS3F - S38Q3 FIGHT/QUARREL-W2

Type	Code
Measurement Unit	numeric
H2WS3F	3F. 6th Sibling: How often do you and {NAME} quarrel or fight?

			Frequency	% of total	% of valid
Valid	2	often	2	0.01%	8%
	3	sometimes	6	0.04%	24%
	4	seldom	6	0.04%	24%
	5	never	11	0.07%	44%
		Total	25	0.17%	100%
Missing	7	legitimate skip	14713	99.83%	
		Total	14,713	99.83%	

Valid	Invalid	Minimum	Maximum
-------	---------	---------	---------

25	14713	2	5
----	-------	---	---

Type	Code
Measurement Unit	numeric
H2WS4F	4F. 6th Sibling: How often do you feel love for {NAME}?

			Frequency	% of total	% of valid
Valid	1	very often	7	0.05%	28%
	2	often	6	0.04%	24%
	3	sometimes	4	0.03%	16%
	4	seldom	2	0.01%	8%
	5	never	6	0.04%	24%
		Total	25	0.17%	100%
Missing	7	legitimate skip	14713	99.83%	
		Total	14,713	99.83%	

Valid	Invalid	Minimum	Maximum
25	14713	1	5

Type	Code
Measurement Unit	numeric
H2WS5F	5F. 6th Sibling: Think of all the things your parents do for you and {NAME}. Do you think that you or {NAME} receive more attention and love from your parents? Would you say {NAME} receives

			Frequency	% of total	% of valid
Valid	3	the same amount	20	0.14%	83.33%
	4	a little less	2	0.01%	8.33%
	5	a lot less	1	0.01%	4.17%
	6	not applicable	1	0.01%	4.17%
		Total	24	0.16%	100%
Missing	97	legitimate skip	14713	99.83%	
	98	don't know	1	0.01%	
		Total	14,714	99.84%	

Valid	Invalid	Minimum	Maximum
24	14714	3	6

 H2WS6F - S38Q6 LOOK ALIKE-W2

Type	Code
Measurement Unit	numeric
H2WS6F	6F. 6th Sibling: How much do you and {NAME} look alike?

			Frequency	% of total	% of valid
Valid	1	not at all	17	0.12%	68%
	2	very little	4	0.03%	16%
	3	somewhat	2	0.01%	8%
	4	quite a bit	2	0.01%	8%
Total			25	0.17%	100%
Missing	7	legitimate skip	14713	99.83%	
	Total		14,713	99.83%	

Valid	Invalid	Minimum	Maximum
25	14713	1	4

 H2WS7F - S38Q7 IDENTICAL OR FRATERNAL-W2

Type	Numeric (Integer)
Measurement Unit	numeric
H2WS7F	7F. 6th Sibling: Are you and {NAME} identical twins or fraternal twins?

			Frequency
Missing	7	legitimate skip	14738

Valid	Invalid
0	14738

 H2WS8F - S38Q8 SIMILARITY IN LOOKS-W2

Type	Numeric (Integer)
Measurement Unit	numeric
H2WS8F	8F. 6th Sibling: When you were young children, did you and {NAME} look very much alike, like two peas in a pod, or did you just look like members of the same family?

			Frequency
Missing	7	legitimate skip	14738

Valid	Invalid
0	14738

 H2WS9F - S38Q9 CONFUSE STRANGERS-W2

Type	Numeric (Integer)
Measurement Unit	numeric
H2WS9F	9F. 6th Sibling: Are strangers ever confused about which one of you is which?

			Frequency
Missing	7	legitimate skip	14738

Valid	Invalid
0	14738

 H2WS10F - S38Q10 CONFUSE TEACHERS-W2

Type	Numeric (Integer)
Measurement Unit	numeric
H2WS10F	10F. 6th Sibling: Are your teachers ever confused?

			Frequency
Missing	7	legitimate skip	14738

Valid	Invalid
0	14738

 H2WS11F - S38Q11 CONFUSE FAMILY-W2

Type	Numeric (Integer)
Measurement Unit	numeric
H2WS11F	11F. 6th Sibling: Are family members ever confused?

			Frequency
Missing	7	legitimate skip	14738

Valid	Invalid
0	14738

 H2WS12F - S38Q12 SIMILAR PERSONALITY-W2

Type	Code
Measurement Unit	numeric
H2WS12F	12F. 6th Sibling: How similar are you in personality to {NAME}?

			Frequency	% of total	% of valid
--	--	--	-----------	------------	------------

Valid	1	not at all	14	0.09%	56%
	2	very little	5	0.03%	20%
	3	somewhat	5	0.03%	20%
	5	very much	1	0.01%	4%
		Total	25	0.17%	100%
Missing	7	legitimate skip	14713	99.83%	
		Total	14,713	99.83%	

Valid	Invalid	Minimum	Maximum
25	14713	1	5

H2SIBG - S38 STUDY SIB G-W2

Type	Code
Measurement Unit	numeric
H2SIBG	7th Sibling: Interviewer: Is {NAME} a study sib?

			Frequency	% of total	% of valid
Valid	0	no	11	0.07%	100%
		Total	11	0.07%	100%
Missing	7	legitimate skip	14727	99.93%	
		Total	14,727	99.93%	

Valid	Invalid	Minimum	Maximum
11	14727	0	0

H2TWING - S38 RESPONDENTS TWIN-W2

Type	Code
Measurement Unit	numeric
H2TWING	7th Sibling: Interviewer: Is {NAME} Respondent's twin?

			Frequency	% of total	% of valid
Valid	0	no	11	0.07%	100%
		Total	11	0.07%	100%
Missing	7	legitimate skip	14727	99.93%	
		Total	14,727	99.93%	


Valid	Invalid	Minimum	Maximum
11	14727	0	0

 H2WS1G - S38Q1 SPEND TIME TOGETHER-W2

Type	Code
Measurement Unit	numeric
H2WS1G	1G. 7th Sibling: How much time do you and {NAME} spend together?

			Frequency	% of total	% of valid
Valid	1	a lot	4	0.03%	36.36%
	2	some	3	0.02%	27.27%
	3	a little	2	0.01%	18.18%
	4	none	2	0.01%	18.18%
Total			11	0.07%	100%
Missing	7	legitimate skip	14727	99.93%	
	Total		14,727	99.93%	

Valid	Invalid	Minimum	Maximum
11	14727	1	4

 H2WS2G - S38Q2 SAME FRIENDS-W2

Type	Code
Measurement Unit	numeric
H2WS2G	2G. 7th Sibling: How much time do you and {NAME} spend with the same friend or group of friends?

			Frequency	% of total	% of valid
Valid	1	a lot	3	0.02%	27.27%
	2	some	2	0.01%	18.18%
	4	none	6	0.04%	54.55%
Total			11	0.07%	100%
Missing	7	legitimate skip	14727	99.93%	
	Total		14,727	99.93%	

Valid	Invalid	Minimum	Maximum
11	14727	1	4

 H2WS3G - S38Q3 FIGHT/QUARREL-W2

Type	Code
Measurement Unit	numeric
H2WS3G	3G. 7th Sibling: How often do you and {NAME} quarrel or fight?

			Frequency	% of total	% of valid
Valid	1	very often	1	0.01%	9.09%
	2	often	2	0.01%	18.18%
	3	sometimes	2	0.01%	18.18%
	5	never	6	0.04%	54.55%
		Total	11	0.07%	100%
Missing	7	legitimate skip	14727	99.93%	
		Total	14,727	99.93%	

Valid	Invalid	Minimum	Maximum
11	14727	1	5

H2WS4G - S38Q4 FEEL LOVE FOR W2

Type	Code
Measurement Unit	numeric
H2WS4G	4G. 7th Sibling: How often do you feel love for {NAME}?

			Frequency	% of total	% of valid
Valid	1	very often	3	0.02%	27.27%
	2	often	3	0.02%	27.27%
	3	sometimes	1	0.01%	9.09%
	4	seldom	2	0.01%	18.18%
	5	never	2	0.01%	18.18%
		Total	11	0.07%	100%
Missing	7	legitimate skip	14727	99.93%	
		Total	14,727	99.93%	

Valid	Invalid	Minimum	Maximum
11	14727	1	5

H2WS5G - S38Q5 RIVAL FOR PARENTS ATTN-W2

Type	Code
Measurement Unit	numeric
H2WS5G	5G. 7th Sibling: Think of all the things your parents do for you and {NAME}. Do you think that you or {NAME} receive more attention and love from your parents? Would you say {NAME} receives

			Frequency	% of total	% of valid
Valid	1	a lot more	1	0.01%	10%
	3	the same amount	9	0.06%	90%

		Total	10	0.07%	100%
Missing	97	legitimate skip	14727	99.93%	
	98	don't know	1	0.01%	
		Total	14,728	99.93%	

Valid	Invalid	Minimum	Maximum
10	14728	1	3

H2WS6G - S38Q6 LOOK ALIKE-W2

Type	Code
Measurement Unit	numeric
H2WS6G	6G. 7th Sibling: How much do you and {NAME} look alike?

			Frequency	% of total	% of valid
Valid	1	not at all	9	0.06%	81.82%
	3	somewhat	2	0.01%	18.18%
		Total	11	0.07%	100%
Missing	7	legitimate skip	14727	99.93%	
		Total	14,727	99.93%	

Valid	Invalid	Minimum	Maximum
11	14727	1	3

H2WS7G - S38Q7 IDENTICAL OR FRATERNAL-W2

Type	Numeric (Integer)
Measurement Unit	numeric
H2WS7G	7G. 7th Sibling: Are you and {NAME} identical twins or fraternal twins?

			Frequency
Missing	7	legitimate skip	14738

Valid	Invalid
0	14738

H2WS8G - S38Q8 SIMILARITY IN LOOKS-W2

Type	Numeric (Integer)
Measurement Unit	numeric
H2WS8G	8G. 7th Sibling: When you were young children, did you and {NAME} look very much alike, like two peas in a pod, or did you just look like members of the same family?

			Frequency
Missing	7	legitimate skip	14738

Valid	Invalid
0	14738

H2WS9G - S38Q9 CONFUSE STRANGERS-W2

Type	Numeric (Integer)
Measurement Unit	numeric
H2WS9G	9G. 7th Sibling: Are strangers ever confused about which one of you is which?

			Frequency
Missing	7	legitimate skip	14738

Valid	Invalid
0	14738

H2WS10G - S38Q10 CONFUSE TEACHERS-W2

Type	Numeric (Integer)
Measurement Unit	numeric
H2WS10G	10G. 7th Sibling: Are your teachers ever confused?

			Frequency
Missing	7	legitimate skip	14738

Valid	Invalid
0	14738

H2WS11G - S38Q11 CONFUSE FAMILY-W2

Type	Numeric (Integer)
Measurement Unit	numeric
H2WS11G	11G. 7th Sibling: Are family members ever confused?

			Frequency
Missing	7	legitimate skip	14738

Valid	Invalid
0	14738

H2WS12G - S38Q12 SIMILAR PERSONALITY-W2

Type	Code
------	------

Measurement Unit	numeric
H2WS12G	12G. 7th Sibling: How similar are you in personality to {NAME}?

			Frequency	% of total	% of valid
Valid	1	not at all	8	0.05%	72.73%
	2	very little	1	0.01%	9.09%
	3	somewhat	1	0.01%	9.09%
	4	quite a bit	1	0.01%	9.09%
Total			11	0.07%	100%
Missing	7	legitimate skip	14727	99.93%	
	Total		14,727	99.93%	

Valid	Invalid	Minimum	Maximum
11	14727	1	4

H2WS16HF - S38Q16 MEASURED HEIGHT-FEET-W2

Type	Code
Measurement Unit	numeric
H2WS16HF	16HF. Record respondent's height [and weight]. [feet]

			Frequency	% of total	% of valid
Valid	4	4 feet	279	1.89%	1.9%
	5	5 feet	12478	84.67%	85.06%
	6	6 feet	1912	12.97%	13.03%
Total			14,669	99.53%	100%
Missing	.	missing	2	0.01%	
	96	refused	56	0.38%	
	98	don't know	11	0.07%	
Total			69	0.47%	

Valid	Invalid	Minimum	Maximum
14669	69	4	6

H2WS16HI - S38Q16 MEASURED HEIGHT-INCHES-W2

Type	Code
Measurement Unit	numeric
H2WS16HI	16HI. Record respondent's height [and weight]. [inches]

			Frequency	% of total	% of valid
--	--	--	-----------	------------	------------

Valid	0	0 inches	1023	6.94%	6.97%
	1	1 inches	1015	6.89%	6.92%
	2	2 inches	1282	8.7%	8.74%
	3	3 inches	1274	8.64%	8.68%
	4	4 inches	1458	9.89%	9.94%
	5	5 inches	1383	9.38%	9.43%
	6	6 inches	1563	10.61%	10.66%
	7	7 inches	1377	9.34%	9.39%
	8	8 inches	1205	8.18%	8.21%
	9	9 inches	1143	7.76%	7.79%
	10	10 inches	956	6.49%	6.52%
	11	11 inches	990	6.72%	6.75%
		Total	14,669	99.53%	100%
Missing	.	missing	2	0.01%	
	96	refused	56	0.38%	
	98	don't know	11	0.07%	
		Total	69	0.47%	

Valid	Invalid	Minimum	Maximum
14669	69	0	11

H2WS16W - S38Q16 MEASURED WEIGHT-LBS-W2

Type	Numeric (Double)
H2WS16W	16W. Record respondent's [height and] weight.

			Frequency	% of total	% of valid
Missing	.	missing	2	0.01%	
	996	refused	142	0.96%	
	998	don't know	72	0.49%	
		Total	216	1.47%	

Valid	Invalid	Minimum	Maximum	Mean	StdDev
14522	216	50	531	146.94408...	37.523488...

H2WS17 - S38Q17 RESEARCH WORTHWHILE-W2

Type	Code
Measurement Unit	numeric
H2WS17	17. Now that you have completed the interview, do you think research like this is worthwhile?

			Frequency	% of total	% of valid
--	--	--	-----------	------------	------------

Valid	0	no	466	3.16%	3.18%
	1	yes	14170	96.15%	96.82%
		Total	14,636	99.31%	100%
Missing	6	refused	15	0.1%	
	8	don't know	87	0.59%	
		Total	102	0.69%	

Valid	Invalid	Minimum	Maximum
14636	102	0	1

H2IR1 - S39Q1 PHYSICAL ATTRACTIVENESS OF R-W2

Type	Code
Measurement Unit	numeric
H2IR1	1. How physically attractive is the respondent?

			Frequency	% of total	% of valid
Valid	1	very unattractive	132	0.9%	0.9%
	2	unattractive	630	4.27%	4.29%
	3	about average	6598	44.77%	44.92%
	4	attractive	5389	36.57%	36.69%
	5	very attractive	1940	13.16%	13.21%
		Total	14,689	99.67%	100%
Missing	.	missing	16	0.11%	
	8	don't know	33	0.22%	
		Total	49	0.33%	

Valid	Invalid	Minimum	Maximum
14689	49	1	5

H2IR2 - S39Q2 PERSONALITY ATTRACTNESS OF R-W2

Type	Code
Measurement Unit	numeric
H2IR2	2. How attractive is the respondent's personality?

			Frequency	% of total	% of valid
Valid	1	very unattractive	137	0.93%	0.93%
	2	unattractive	529	3.59%	3.59%
	3	about average	6612	44.86%	44.92%
	4	attractive	5343	36.25%	36.3%
	5	very attractive	2100	14.25%	14.27%

		Total	14,721	99.88%	100%
Missing	.	missing	16	0.11%	
	8	don't know	1	0.01%	
		Total	17	0.12%	

Valid	Invalid	Minimum	Maximum
14721	17	1	5

H2IR3 - S39Q3 GROOMING-W2

Type	Code
Measurement Unit	numeric
H2IR3	3. How well-groomed is the respondent?

			Frequency	% of total	% of valid
Valid	1	very poorly groomed	76	0.52%	0.52%
	2	poorly groomed	579	3.93%	3.93%
	3	about average	7805	52.96%	53.02%
	4	well groomed	4667	31.67%	31.71%
	5	very well groomed	1593	10.81%	10.82%
		Total	14,720	99.88%	100%
Missing	.	missing	16	0.11%	
	8	don't know	2	0.01%	
		Total	18	0.12%	

Valid	Invalid	Minimum	Maximum
14720	18	1	5

H2IR4 - S39Q4 CANDIDNESS OF R-W2

Type	Code
Measurement Unit	numeric
H2IR4	4. How candid was the respondent?

			Frequency	% of total	% of valid
Valid	1	very candid	7743	52.54%	52.63%
	2	moderately candid	5022	34.08%	34.13%
	3	somewhat candid	1361	9.23%	9.25%
	4	not candid	587	3.98%	3.99%
		Total	14,713	99.83%	100%

Missing	.	missing	16	0.11%	
	6	refused	1	0.01%	
	8	don't know	8	0.05%	
		Total	25	0.17%	

Valid	Invalid	Minimum	Maximum
14713	25	1	4

Type	Code
Measurement Unit	numeric
H2IR5	5. How physically mature was the respondent compared with other adolescents of {HIS/HER} age?

			Frequency	% of total	% of valid
Valid	1	very immature	171	1.16%	1.16%
	2	immature	990	6.72%	6.73%
	3	about average	7369	50%	50.06%
	4	mature	4670	31.69%	31.73%
	5	very mature	1519	10.31%	10.32%
		Total	14,719	99.87%	100%
Missing	.	missing	16	0.11%	
	8	don't know	3	0.02%	
		Total	19	0.13%	

Valid	Invalid	Minimum	Maximum
14719	19	1	5

Type	Code
Measurement Unit	numeric
H2IR6	6. Was a third person present during any portion of the interview--not just walking through the area where the interview was being administered, but listening or taking part in the interview process?

			Frequency	% of total	% of valid
Valid	0	no	12121	82.24%	82.35%
	1	yes	2598	17.63%	17.65%
		Total	14,719	99.87%	100%
Missing	.	missing	16	0.11%	
	8	don't know	3	0.02%	
		Total	19	0.13%	

		Total	19	0.13%	
--	--	-------	----	-------	--

Valid	Invalid	Minimum	Maximum
14719	19	0	1

H2IR7A - S39Q7A PRESENT AT INTERVIEW-W2

Type	Code
Measurement Unit	numeric
H2IR7A	7A. Who was present during the interview (check all that apply): wife or husband

			Frequency	% of total	% of valid
Valid	0	not selected	2571	17.44%	99.11%
	1	selected	23	0.16%	0.89%
Total			2,594	17.6%	100%
Missing	.	missing	16	0.11%	
	7	legitimate skip	12124	82.26%	
	8	don't know	4	0.03%	
Total			12,144	82.4%	

Valid	Invalid	Minimum	Maximum
2594	12144	0	1

H2IR7B - S39Q7B PRESENT AT INTERVIEW-W2

Type	Code
Measurement Unit	numeric
H2IR7B	7B. Who was present during the interview (check all that apply): partner

			Frequency	% of total	% of valid
Valid	0	not selected	2559	17.36%	98.65%
	1	selected	35	0.24%	1.35%
Total			2,594	17.6%	100%
Missing	.	missing	16	0.11%	
	7	legitimate skip	12124	82.26%	
	8	don't know	4	0.03%	
Total			12,144	82.4%	

Valid	Invalid	Minimum	Maximum
2594	12144	0	1

 H2IR7C - S39Q7C PRESENT AT INTERVIEW-W2

Type	Code
Measurement Unit	numeric
H2IR7C	7C. Who was present during the interview (check all that apply): son

			Frequency	% of total	% of valid
Valid	0	not selected	2577	17.49%	99.34%
	1	selected	17	0.12%	0.66%
Total			2,594	17.6%	100%
Missing	.	missing	16	0.11%	
	7	legitimate skip	12124	82.26%	
	8	don't know	4	0.03%	
Total			12,144	82.4%	

Valid	Invalid	Minimum	Maximum
2594	12144	0	1

 H2IR7D - S39Q7D PRESENT AT INTERVIEW-W2

Type	Code
Measurement Unit	numeric
H2IR7D	7D. Who was present during the interview (check all that apply): daughter

			Frequency	% of total	% of valid
Valid	0	not selected	2561	17.38%	98.73%
	1	selected	33	0.22%	1.27%
Total			2,594	17.6%	100%
Missing	.	missing	16	0.11%	
	7	legitimate skip	12124	82.26%	
	8	don't know	4	0.03%	
Total			12,144	82.4%	

Valid	Invalid	Minimum	Maximum
2594	12144	0	1

 H2IR7E - S39Q7E PRESENT AT INTERVIEW-W2

Type	Code
Measurement Unit	numeric
H2IR7E	7E. Who was present during the interview (check all that apply): brother

			Frequency	% of total	% of valid
Valid	0	not selected	2108	14.3%	81.26%
	1	selected	486	3.3%	18.74%
Total			2,594	17.6%	100%
Missing	.	missing	16	0.11%	
	7	legitimate skip	12124	82.26%	
	8	don't know	4	0.03%	
Total			12,144	82.4%	

Valid	Invalid	Minimum	Maximum
2594	12144	0	1

H2IR7F - S39Q7F PRESENT AT INTERVIEW-W2

Type	Code
Measurement Unit	numeric
H2IR7F	7F. Who was present during the interview (check all that apply): brother's wife

			Frequency	% of total	% of valid
Valid	0	not selected	2589	17.57%	99.81%
	1	selected	5	0.03%	0.19%
Total			2,594	17.6%	100%
Missing	.	missing	16	0.11%	
	7	legitimate skip	12124	82.26%	
	8	don't know	4	0.03%	
Total			12,144	82.4%	

Valid	Invalid	Minimum	Maximum
2594	12144	0	1

H2IR7G - S39Q7G PRESENT AT INTERVIEW-W2

Type	Code
Measurement Unit	numeric
H2IR7G	7G. Who was present during the interview (check all that apply): brother's partner

			Frequency	% of total	% of valid
Valid	0	not selected	2593	17.59%	99.96%
	1	selected	1	0.01%	0.04%
Total			2,594	17.6%	100%

Missing	.	missing	16	0.11%	
	7	legitimate skip	12124	82.26%	
	8	don't know	4	0.03%	
		Total	12,144	82.4%	

Valid	Invalid	Minimum	Maximum
2594	12144	0	1

Type	Code
Measurement Unit	numeric
H2IR7H	7H. Who was present during the interview (check all that apply): sister

			Frequency	% of total	% of valid
Valid	0	not selected	1989	13.5%	76.68%
	1	selected	605	4.11%	23.32%
		Total	2,594	17.6%	100%
Missing	.	missing	16	0.11%	
	7	legitimate skip	12124	82.26%	
	8	don't know	4	0.03%	
		Total	12,144	82.4%	

Valid	Invalid	Minimum	Maximum
2594	12144	0	1

Type	Code
Measurement Unit	numeric
H2IR7I	7I. Who was present during the interview (check all that apply): sister's husband

			Frequency	% of total	% of valid
Valid	0	not selected	2585	17.54%	99.65%
	1	selected	9	0.06%	0.35%
		Total	2,594	17.6%	100%
Missing	.	missing	16	0.11%	
	7	legitimate skip	12124	82.26%	
	8	don't know	4	0.03%	
		Total	12,144	82.4%	

Valid	Invalid	Minimum	Maximum
-------	---------	---------	---------

2594	12144	0	1
------	-------	---	---

H2IR7J - S39Q7J PRESENT AT INTERVIEW-W2

Type	Code
Measurement Unit	numeric
H2IR7J	7J. Who was present during the interview (check all that apply): sister's partner

			Frequency	% of total	% of valid
Valid	0	not selected	2587	17.55%	99.73%
	1	selected	7	0.05%	0.27%
	Total		2,594	17.6%	100%
Missing	.	missing	16	0.11%	
	7	legitimate skip	12124	82.26%	
	8	don't know	4	0.03%	
	Total		12,144	82.4%	

Valid	Invalid	Minimum	Maximum
2594	12144	0	1

H2IR7K - S39Q7K PRESENT AT INTERVIEW-W2

Type	Code
Measurement Unit	numeric
H2IR7K	7K. Who was present during the interview (check all that apply): father

			Frequency	% of total	% of valid
Valid	0	not selected	2218	15.05%	85.51%
	1	selected	376	2.55%	14.49%
	Total		2,594	17.6%	100%
Missing	.	missing	16	0.11%	
	7	legitimate skip	12124	82.26%	
	8	don't know	4	0.03%	
	Total		12,144	82.4%	

Valid	Invalid	Minimum	Maximum
2594	12144	0	1

H2IR7L - S39Q7L PRESENT AT INTERVIEW-W2

Type	Code
------	------

Measurement Unit	numeric
H2IR7L	7L. Who was present during the interview (check all that apply): fatheRespondent's wife

			Frequency	% of total	% of valid
Valid	0	not selected	2578	17.49%	99.38%
	1	selected	16	0.11%	0.62%
Total			2,594	17.6%	100%
Missing	.	missing	16	0.11%	
	7	legitimate skip	12124	82.26%	
	8	don't know	4	0.03%	
Total			12,144	82.4%	

Valid	Invalid	Minimum	Maximum
2594	12144	0	1

H2IR7M - S39Q7M PRESENT AT INTERVIEW-W2

Type	Code
Measurement Unit	numeric
H2IR7M	7M. Who was present during the interview (check all that apply): fatheRespondent's partner

			Frequency	% of total	% of valid
Valid	0	not selected	2583	17.53%	99.58%
	1	selected	11	0.07%	0.42%
Total			2,594	17.6%	100%
Missing	.	missing	16	0.11%	
	7	legitimate skip	12124	82.26%	
	8	don't know	4	0.03%	
Total			12,144	82.4%	

Valid	Invalid	Minimum	Maximum
2594	12144	0	1

H2IR7N - S39Q7N PRESENT AT INTERVIEW-W2

Type	Code
Measurement Unit	numeric
H2IR7N	7N. Who was present during the interview (check all that apply): mother

			Frequency	% of total	% of valid
--	--	--	-----------	------------	------------

Valid	0	not selected	1166	7.91%	44.95%
	1	selected	1428	9.69%	55.05%
		Total	2,594	17.6%	100%
Missing	.	missing	16	0.11%	
	7	legitimate skip	12124	82.26%	
	8	don't know	4	0.03%	
		Total	12,144	82.4%	

Valid	Invalid	Minimum	Maximum
2594	12144	0	1

H2IR7O - S39Q7O PRESENT AT INTERVIEW-W2

Type	Code
Measurement Unit	numeric
H2IR7O	7O. Who was present during the interview (check all that apply): motheRespondent's husband

			Frequency	% of total	% of valid
Valid	0	not selected	2571	17.44%	99.11%
	1	selected	23	0.16%	0.89%
		Total	2,594	17.6%	100%
Missing	.	missing	16	0.11%	
	7	legitimate skip	12124	82.26%	
	8	don't know	4	0.03%	
		Total	12,144	82.4%	

Valid	Invalid	Minimum	Maximum
2594	12144	0	1

H2IR7P - S39Q7P PRESENT AT INTERVIEW-W2

Type	Code
Measurement Unit	numeric
H2IR7P	7P. Who was present during the interview (check all that apply): motheRespondent's partner

			Frequency	% of total	% of valid
Valid	0	not selected	2574	17.47%	99.23%
	1	selected	20	0.14%	0.77%
		Total	2,594	17.6%	100%

Missing	.	missing	16	0.11%	
	7	legitimate skip	12124	82.26%	
	8	don't know	4	0.03%	
		Total	12,144	82.4%	

Valid	Invalid	Minimum	Maximum
2594	12144	0	1

H2IR7Q - S39Q7Q PRESENT AT INTERVIEW-W2

Type	Code
Measurement Unit	numeric
H2IR7Q	7Q. Who was present during the interview (check all that apply): father-in-law

			Frequency	% of total	% of valid
Valid	0	not selected	2594	17.6%	99.85%
		Total	2,598	17.63%	100%
Missing	.	missing	16	0.11%	
	7	legitimate skip	12124	82.26%	
		Total	12,140	82.37%	

Valid	Invalid	Minimum	Maximum
2598	12140	0	8

H2IR7R - S39Q7R PRESENT AT INTERVIEW-W2

Type	Code
Measurement Unit	numeric
H2IR7R	7R. Who was present during the interview (check all that apply): mother-in-law

			Frequency	% of total	% of valid
Valid	0	not selected	2591	17.58%	99.88%
	1	selected	3	0.02%	0.12%
		Total	2,594	17.6%	100%
Missing	.	missing	16	0.11%	
	7	legitimate skip	12124	82.26%	
	8	don't know	4	0.03%	
		Total	12,144	82.4%	

Valid	Invalid	Minimum	Maximum
2594	12144	0	1

 H2IR7S - S39Q7S PRESENT AT INTERVIEW-W2

Type	Code
Measurement Unit	numeric
H2IR7S	7S. Who was present during the interview (check all that apply): grandfather

			Frequency	% of total	% of valid
Valid	0	not selected	2562	17.38%	98.77%
	1	selected	32	0.22%	1.23%
Total			2,594	17.6%	100%
Missing	.	missing	16	0.11%	
	7	legitimate skip	12124	82.26%	
	8	don't know	4	0.03%	
Total			12,144	82.4%	

Valid	Invalid	Minimum	Maximum
2594	12144	0	1

 H2IR7T - S39Q7T PRESENT AT INTERVIEW-W2

Type	Code
Measurement Unit	numeric
H2IR7T	7T. Who was present during the interview (check all that apply): grandmother

			Frequency	% of total	% of valid
Valid	0	not selected	2487	16.87%	95.88%
	1	selected	107	0.73%	4.12%
Total			2,594	17.6%	100%
Missing	.	missing	16	0.11%	
	7	legitimate skip	12124	82.26%	
	8	don't know	4	0.03%	
Total			12,144	82.4%	

Valid	Invalid	Minimum	Maximum
2594	12144	0	1

 H2IR7U - S39Q7U PRESENT AT INTERVIEW-W2

Type	Code
Measurement Unit	numeric

H2IR7U	7U. Who was present during the interview (check all that apply): great-grandfather
--------	--

			Frequency	% of total	% of valid
Valid	0	not selected	2593	17.59%	99.96%
	1	selected	1	0.01%	0.04%
Total			2,594	17.6%	100%
Missing	.	missing	16	0.11%	
	7	legitimate skip	12124	82.26%	
	8	don't know	4	0.03%	
Total			12,144	82.4%	

Valid	Invalid	Minimum	Maximum
2594	12144	0	1

H2IR7V - S39Q7V PRESENT AT INTERVIEW-W2

Type	Code
Measurement Unit	numeric
H2IR7V	7V. Who was present during the interview (check all that apply): great-grandmother

			Frequency	% of total	% of valid
Valid	0	not selected	2589	17.57%	99.81%
	1	selected	5	0.03%	0.19%
Total			2,594	17.6%	100%
Missing	.	missing	16	0.11%	
	7	legitimate skip	12124	82.26%	
	8	don't know	4	0.03%	
Total			12,144	82.4%	

Valid	Invalid	Minimum	Maximum
2594	12144	0	1

H2IR7W - S39Q7W PRESENT AT INTERVIEW-W2

Type	Code
Measurement Unit	numeric
H2IR7W	7W. Who was present during the interview (check all that apply): uncle

			Frequency	% of total	% of valid
Valid	0	not selected	2564	17.4%	98.84%
	1	selected	30	0.2%	1.16%

		Total	2,594	17.6%	100%
Missing	.	missing	16	0.11%	
	7	legitimate skip	12124	82.26%	
	8	don't know	4	0.03%	
		Total	12,144	82.4%	

Valid	Invalid	Minimum	Maximum
2594	12144	0	1

Type	Code
Measurement Unit	numeric
H2IR7X	7X. Who was present during the interview (check all that apply): aunt

			Frequency	% of total	% of valid
Valid	0	not selected	2521	17.11%	97.19%
	1	selected	73	0.5%	2.81%
		Total	2,594	17.6%	100%
Missing	.	missing	16	0.11%	
	7	legitimate skip	12124	82.26%	
	8	don't know	4	0.03%	
		Total	12,144	82.4%	

Valid	Invalid	Minimum	Maximum
2594	12144	0	1

Type	Code
Measurement Unit	numeric
H2IR7Y	7Y. Who was present during the interview (check all that apply): cousin

			Frequency	% of total	% of valid
Valid	0	not selected	2472	16.77%	95.3%
	1	selected	122	0.83%	4.7%
		Total	2,594	17.6%	100%
Missing	.	missing	16	0.11%	
	7	legitimate skip	12124	82.26%	
	8	don't know	4	0.03%	
		Total	12,144	82.4%	

Valid	Invalid	Minimum	Maximum
2594	12144	0	1

Type	Code
Measurement Unit	numeric
H2IR7Z	7Z. Who was present during the interview (check all that apply): nephew

			Frequency	% of total	% of valid
Valid	0	not selected	2544	17.26%	98.07%
	1	selected	50	0.34%	1.93%
	Total		2,594	17.6%	100%
Missing	.	missing	16	0.11%	
	7	legitimate skip	12124	82.26%	
	8	don't know	4	0.03%	
Total		12,144	82.4%		

Valid	Invalid	Minimum	Maximum
2594	12144	0	1

Type	Code
Measurement Unit	numeric
H2IR7AA	7AA. Who was present during the interview (check all that apply): niece

			Frequency	% of total	% of valid
Valid	0	not selected	2548	17.29%	98.23%
	1	selected	46	0.31%	1.77%
	Total		2,594	17.6%	100%
Missing	.	missing	16	0.11%	
	7	legitimate skip	12124	82.26%	
	8	don't know	4	0.03%	
Total		12,144	82.4%		

Valid	Invalid	Minimum	Maximum
2594	12144	0	1

Type	Code
------	------

Measurement Unit	numeric
H2IR7BB	7BB. Who was present during the interview (check all that apply): other relative

			Frequency	% of total	% of valid
Valid	0	not selected	2459	16.68%	94.8%
	1	selected	135	0.92%	5.2%
	Total		2,594	17.6%	100%
Missing	.	missing	16	0.11%	
	7	legitimate skip	12124	82.26%	
	8	don't know	4	0.03%	
Total		12,144	82.4%		

Valid	Invalid	Minimum	Maximum
2594	12144	0	1

H2IR7CC - S39Q7CC PRESENT AT INTERVIEW-W2

Type	Code
Measurement Unit	numeric
H2IR7CC	7CC. Who was present during the interview (check all that apply): other non-relative

			Frequency	% of total	% of valid
Valid	0	not selected	2385	16.18%	91.94%
	1	selected	209	1.42%	8.06%
	Total		2,594	17.6%	100%
Missing	.	missing	16	0.11%	
	7	legitimate skip	12124	82.26%	
	8	don't know	4	0.03%	
Total		12,144	82.4%		

Valid	Invalid	Minimum	Maximum
2594	12144	0	1

H2IR7DD - S39Q7DD PRESENT AT INTERVIEW-W2

Type	Code
Measurement Unit	numeric
H2IR7DD	7DD. Who was present during the interview (check all that apply): unable to determine relationship

			Frequency	% of total	% of valid
--	--	--	-----------	------------	------------

Valid	0	not marked	2567	17.42%	98.96%
	1	marked	27	0.18%	1.04%
		Total	2,594	17.6%	100%
Missing	.	missing	16	0.11%	
	7	legitimate skip	12124	82.26%	
	8	don't know	4	0.03%	
		Total	12,144	82.4%	

Valid	Invalid	Minimum	Maximum
2594	12144	0	1

H2IR8A - S39Q8A NO. PERSONS UNDER AGE 6-W2

Type	Code
Measurement Unit	numeric
H2IR8A	8A. Record how many people other than those indicated in Q7 were in the following age category? Under 6

			Frequency	% of total	% of valid
Valid	0	no person under 6 years old	15	0.1%	57.69%
	1	one person under 6 years old	5	0.03%	19.23%
	2	two people under 6 years old	4	0.03%	15.38%
	3	three people under 6 years old	1	0.01%	3.85%
	4	four people under 6 years old	1	0.01%	3.85%
		Total	26	0.18%	100%
Missing	.	missing	16	0.11%	
	97	legitimate skip	14695	99.71%	
	98	don't know	1	0.01%	
		Total	14,712	99.82%	

Valid	Invalid	Minimum	Maximum
26	14712	0	4

H2IR8B - S39Q8B NO. PERSONS AGE 6-11-W2

Type	Code
Measurement Unit	numeric
H2IR8B	8B. Record how many people other than those indicated in Q7 were in the following age category? 6 to 11

	Frequency	% of total	% of valid
--	-----------	------------	------------

Valid	0	no person 6-11 years old	22	0.15%	84.62%
	1	one person 6-11 years old	2	0.01%	7.69%
	3	two people 6-11 years old	1	0.01%	3.85%
	4	three people 6-11 years old	1	0.01%	3.85%
		Total	26	0.18%	100%
Missing	.	missing	16	0.11%	
	97	legitimate skip	14695	99.71%	
	98	don't know	1	0.01%	
		Total	14,712	99.82%	

Valid	Invalid	Minimum	Maximum
26	14712	0	4

H2IR8C - S39Q8C NO. PERSONS AGE 12-18-W2

Type	Code
Measurement Unit	numeric
H2IR8C	8C. Record how many people other than those indicated in Q7 were in the following age category? 12 to 18

			Frequency	% of total	% of valid
Valid	0	no person 12-18 years old	12	0.08%	46.15%
	1	one person 12-18 years old	5	0.03%	19.23%
	2	two people 12-18 years old	5	0.03%	19.23%
	3	three people 12-18 years old	1	0.01%	3.85%
	4	four people 12-18 years old	1	0.01%	3.85%
	5	five people 12-18 years old	1	0.01%	3.85%
	8	eight people 12-18 years old	1	0.01%	3.85%
		Total	26	0.18%	100%
Missing	.	missing	16	0.11%	
	97	legitimate skip	14695	99.71%	
	98	don't know	1	0.01%	
		Total	14,712	99.82%	

Valid	Invalid	Minimum	Maximum
26	14712	0	8

H2IR8D - S39Q8D NO. PERSONS AGE 19 AND OLDER-W2

Type	Code
Measurement Unit	numeric

H2IR8D	8D. Record how many people other than those indicated in Q7 were in the following age category? 19 and older
--------	--

			Frequency	% of total	% of valid
Valid	0	no person 19 years and older	9	0.06%	34.62%
	1	one person 19 years and older	5	0.03%	19.23%
	2	two people 19 years and older	6	0.04%	23.08%
	3	three people 19 years and older	3	0.02%	11.54%
	5	five people 19 years and older	2	0.01%	7.69%
	9	nine people 19 years and older	1	0.01%	3.85%
		Total	26	0.18%	100%
Missing	.	missing	16	0.11%	
	97	legitimate skip	14695	99.71%	
	98	don't know	1	0.01%	
		Total	14,712	99.82%	

Valid	Invalid	Minimum	Maximum
26	14712	0	9

H2IR9 - S39Q9 LOCATION OF INTERVIEW-W2

Type	Code
Measurement Unit	numeric
H2IR9	9. Where was the interview being conducted?

			Frequency	% of total	% of valid
Valid	1	inside respondent's house	13465	91.36%	91.47%
	2	immediately outside respondent's house	366	2.48%	2.49%
	3	in interviewer's car	27	0.18%	0.18%
	4	at another location	863	5.86%	5.86%
		Total	14,721	99.88%	100%
Missing	.	missing	16	0.11%	
	8	don't know	1	0.01%	
		Total	17	0.12%	

Valid	Invalid	Minimum	Maximum
14721	17	1	4

H2IR10 - S39Q10 DESCRIPTION OF DWELLING UNIT-W2

Type	Code
Measurement Unit	numeric

H2IR10	10. In what kind of building does the respondent live?
--------	--

			Frequency	% of total	% of valid
Valid	1	detached single-family house	11001	74.64%	75.58%
	2	mobile home, trailer	882	5.98%	6.06%
	3	single-family row house or town house (2 or more attached units)	720	4.89%	4.95%
	4	divided house	247	1.68%	1.7%
	5	small apartment building (2 to 4 units)	541	3.67%	3.72%
	6	apartment building (5 or more units)-free access to housing units	680	4.61%	4.67%
	7	apartment building (5 or more units)-locked entry, or guarded by doorman, or both	292	1.98%	2.01%
	8	other	192	1.3%	1.32%
Total			14,555	98.76%	100%
Missing	.	missing	16	0.11%	
	98	don't know	167	1.13%	
Total			183	1.24%	

Valid	Invalid	Minimum	Maximum
14555	183	1	8

H2IR11 - S39Q11 CONDITION OF DWELLING UNIT-W2

Type	Code
Measurement Unit	numeric
H2IR11	11. How well-kept is the building in which the respondent lives?

			Frequency	% of total	% of valid
Valid	1	very well kept	7408	50.26%	51.22%
	2	fairly well kept (needs cosmetic work)	4587	31.12%	31.71%
	3	poorly kept (needs minor repairs)	1674	11.36%	11.57%
	4	very poorly kept (needs major repairs)	795	5.39%	5.5%
Total			14,464	98.14%	100%
Missing	.	missing	16	0.11%	
	6	refused	4	0.03%	
	8	don't know	254	1.72%	

	Total	274	1.86%	
--	-------	-----	-------	--

Valid	Invalid	Minimum	Maximum
14464	274	1	4

Type	Code
Measurement Unit	numeric
H2IR12	12. How would you describe the immediate area or street (one block, both sides) where the respondent lives?

			Frequency	% of total	% of valid
Valid	1	rural	3443	23.36%	23.71%
	2	suburban	5868	39.82%	40.42%
	3	urban, residential only	4644	31.51%	31.99%
	4	3 or more commercial properties, mostly retail	352	2.39%	2.42%
	5	3 or more commercial properties, mostly wholesale or industrial	89	0.6%	0.61%
	6	other	123	0.83%	0.85%
	Total		14,519	98.51%	100%
Missing	.	missing	16	0.11%	
	96	refused	1	0.01%	
	98	don't know	202	1.37%	
	Total		219	1.49%	

Valid	Invalid	Minimum	Maximum
14519	219	1	6

Type	Code
Measurement Unit	numeric
H2IR13	13. What type of residence is most common on the street (one block, both sides) where the respondent lives?

	Frequency	% of total	% of valid
--	-----------	------------	------------

Valid	1	detached single-family house	8541	57.95%	77.06%
	2	mobile home, trailer	260	1.76%	2.35%
	3	single-family row house or town house (2 or more attached units)	707	4.8%	6.38%
	4	divided house	162	1.1%	1.46%
	5	small apartment building (2 to 4 units)	459	3.11%	4.14%
	6	apartment building (5 or more units)-free access to housing units	589	4%	5.31%
	7	apartment building (5 or more units)-locked entry, or guarded by doorman, or both	229	1.55%	2.07%
	8	other	136	0.92%	1.23%
		Total	11,083	75.2%	100%
Missing	.	missing	16	0.11%	
	97	legitimate skip	3443	23.36%	
	98	don't know	196	1.33%	
		Total	3,655	24.8%	

Valid	Invalid	Minimum	Maximum
11083	3655	1	8

Type	Code
Measurement Unit	numeric
H2IR14	14. How well-kept are most of the buildings on the street?

			Frequency	% of total	% of valid
Valid	1	very well kept	5172	35.09%	46.75%
	2	fairly well kept (needs cosmetic work)	4355	29.55%	39.37%
	3	poorly kept (needs minor repairs)	1219	8.27%	11.02%
	4	very poorly kept (needs major repairs)	316	2.14%	2.86%
		Total	11,062	75.06%	100%
Missing	.	missing	16	0.11%	
	6	refused	2	0.01%	
	7	legitimate skip	3443	23.36%	
	8	don't know	215	1.46%	

		Total	3,676	24.94%	
--	--	-------	-------	--------	--

Valid	Invalid	Minimum	Maximum
11062	3676	1	4

Type	Code
Measurement Unit	numeric
H2IR15	15. When you went to the respondent's home, did you feel concerned for your safety?

			Frequency	% of total	% of valid
Valid	0	no	14074	95.49%	96.68%
	1	yes	483	3.28%	3.32%
		Total	14,557	98.77%	100%
Missing	.	missing	16	0.11%	
	6	refused	7	0.05%	
	8	don't know	158	1.07%	
		Total	181	1.23%	

Valid	Invalid	Minimum	Maximum
14557	181	0	1

Type	Numeric (Integer)
Measurement Unit	numeric
H2IR16	16. Number of interruptions during the interview.

			Frequency	% of total	% of valid
Missing	.	missing	16	0.11%	
	996	refused	1	0.01%	
	998	don't know	1	0.01%	
	Total	18	0.12%		

Valid	Invalid	Minimum	Maximum	Mean	StdDev
14720	18	0	96	0.9870923...	2.5200810...

Type	Code
Measurement Unit	numeric

H2IR17A	17A. Reason(s) for interruptions. Choose all that apply. respondent answered telephone call
---------	---

			Frequency	% of total	% of valid
Valid	0	not selected	2673	18.14%	50.35%
	1	selected	2636	17.89%	49.65%
Total			5,309	36.02%	100%
Missing	.	missing	16	0.11%	
	7	legitimate skip	9411	63.86%	
	8	don't know	2	0.01%	
Total			9,429	63.98%	

Valid	Invalid	Minimum	Maximum
5309	9429	0	1

H2IR17B - S39Q17B PLACED TELEPHONE CALL-W2

Type	Code
Measurement Unit	numeric
H2IR17B	17B. Reason(s) for interruptions. Choose all that apply. respondent placed telephone call

			Frequency	% of total	% of valid
Valid	0	not selected	5149	34.94%	96.99%
	1	selected	160	1.09%	3.01%
Total			5,309	36.02%	100%
Missing	.	missing	16	0.11%	
	7	legitimate skip	9411	63.86%	
	8	don't know	2	0.01%	
Total			9,429	63.98%	

Valid	Invalid	Minimum	Maximum
5309	9429	0	1

H2IR17C - S39Q17C DEALT WITH VISITORS-W2

Type	Code
Measurement Unit	numeric
H2IR17C	17C. Reason(s) for interruptions. Choose all that apply. respondent dealt with visitors, salesmen, repairmen

			Frequency	% of total	% of valid
--	--	--	-----------	------------	------------

Valid	0	not selected	4545	30.84%	85.61%
	1	selected	764	5.18%	14.39%
		Total	5,309	36.02%	100%
Missing	.	missing	16	0.11%	
	7	legitimate skip	9411	63.86%	
	8	don't know	2	0.01%	
		Total	9,429	63.98%	

Valid	Invalid	Minimum	Maximum
5309	9429	0	1

H2IR17D - S39Q17D HH MEMBERS PASSED THRU ROOM-W2

Type	Code
Measurement Unit	numeric
H2IR17D	17D. Reason(s) for interruptions. Choose all that apply. household members passed through

			Frequency	% of total	% of valid
Valid	0	not selected	3058	20.75%	57.6%
	1	selected	2251	15.27%	42.4%
		Total	5,309	36.02%	100%
Missing	.	missing	16	0.11%	
	7	legitimate skip	9411	63.86%	
	8	don't know	2	0.01%	
		Total	9,429	63.98%	

Valid	Invalid	Minimum	Maximum
5309	9429	0	1

H2IR17E - S39Q17E RESPONDED TO CHILDS NEEDS-W2

Type	Code
Measurement Unit	numeric
H2IR17E	17E. Reason(s) for interruptions. Choose all that apply. respondent attended to child's needs

			Frequency	% of total	% of valid
Valid	0	not selected	4918	33.37%	92.64%
	1	selected	391	2.65%	7.36%
		Total	5,309	36.02%	100%

Missing	.	missing	16	0.11%	
	7	legitimate skip	9411	63.86%	
	8	don't know	2	0.01%	
		Total	9,429	63.98%	

Valid	Invalid	Minimum	Maximum
5309	9429	0	1

Type	Code
Measurement Unit	numeric
H2IR17F	17F. Reason(s) for interruptions. Choose all that apply. respondent attended to household responsibilities

			Frequency	% of total	% of valid
Valid	0	not selected	5078	34.46%	95.65%
	1	selected	231	1.57%	4.35%
		Total	5,309	36.02%	100%
Missing	.	missing	16	0.11%	
	7	legitimate skip	9411	63.86%	
	8	don't know	2	0.01%	
		Total	9,429	63.98%	

Valid	Invalid	Minimum	Maximum
5309	9429	0	1

Type	Code
Measurement Unit	numeric
H2IR17G	17G. Reason(s) for interruptions. Choose all that apply. respondent's or intervieweRespondent's needs

			Frequency	% of total	% of valid
Valid	0	not selected	4865	33.01%	91.64%
	1	selected	444	3.01%	8.36%
		Total	5,309	36.02%	100%
Missing	.	missing	16	0.11%	
	7	legitimate skip	9411	63.86%	
	8	don't know	2	0.01%	
		Total	9,429	63.98%	

Valid	Invalid	Minimum	Maximum
5309	9429	0	1

H2IR17H - S39Q17H ENVIRONMENTAL DISTRACTIONS-W2

Type	Code
Measurement Unit	numeric
H2IR17H	17H. Reason(s) for interruptions. Choose all that apply. environmental distractions

			Frequency	% of total	% of valid
Valid	0	not selected	4744	32.19%	89.36%
	1	selected	565	3.83%	10.64%
	Total		5,309	36.02%	100%
Missing	.	missing	16	0.11%	
	7	legitimate skip	9411	63.86%	
	8	don't know	2	0.01%	
	Total		9,429	63.98%	

Valid	Invalid	Minimum	Maximum
5309	9429	0	1

H2IR17I - S39Q17I R OBTAINED INFORMATION-W2

Type	Code
Measurement Unit	numeric
H2IR17I	17I. Reason(s) for interruptions. Choose all that apply. respondent obtained interview information

			Frequency	% of total	% of valid
Valid	0	not selected	4781	32.44%	90.05%
	1	selected	528	3.58%	9.95%
	Total		5,309	36.02%	100%
Missing	.	missing	16	0.11%	
	7	legitimate skip	9411	63.86%	
	8	don't know	2	0.01%	
	Total		9,429	63.98%	

Valid	Invalid	Minimum	Maximum
5309	9429	0	1

H2IR17J - S39Q17J OTHER-W2

Type	Code
Measurement Unit	numeric
H2IR17J	17J. Reason(s) for interruptions. Choose all that apply. other

			Frequency	% of total	% of valid
Valid	0	not selected	4937	33.5%	92.99%
	1	selected	372	2.52%	7.01%
	Total		5,309	36.02%	100%
Missing	.	missing	16	0.11%	
	7	legitimate skip	9411	63.86%	
	8	don't know	2	0.01%	
Total		9,429	63.98%		

Valid	Invalid	Minimum	Maximum
5309	9429	0	1

H2IR18 - S39Q18 R APPEARED TO BE DRUNK/HIGH-W2

Type	Code
Measurement Unit	numeric
H2IR18	18. Did the respondent appear to be drunk or under the influence of a drug?

			Frequency	% of total	% of valid
Valid	0	no	14601	99.07%	99.2%
	1	yes	32	0.22%	0.22%
	2	perhaps	86	0.58%	0.58%
Total		14,719	99.87%	100%	
Missing	.	missing	16	0.11%	
	8	don't know	3	0.02%	
Total		19	0.13%		

Valid	Invalid	Minimum	Maximum
14719	19	0	2

H2IR19 - S39Q19 R APPEARED BORED/IMPATIENT-W2

Type	Code
Measurement Unit	numeric
H2IR19	19. Did the respondent ever seem bored or impatient during the interview?

			Frequency	% of total	% of valid
Valid	0	no	13568	92.06%	92.17%
	1	yes	1152	7.82%	7.83%

		Total	14,720	99.88%	100%
Missing	.	missing	16	0.11%	
	8	don't know	2	0.01%	
		Total	18	0.12%	

Valid	Invalid	Minimum	Maximum
14720	18	0	1

Type	Code
Measurement Unit	numeric
H2IR20	20. Did the respondent's boredom or impatience during the interview negatively affect the quality of the interview?

			Frequency	% of total	% of valid
Valid	0	no	879	5.96%	79.19%
	1	yes	231	1.57%	20.81%
		Total	1,110	7.53%	100%
Missing	.	missing	16	0.11%	
	7	legitimate skip	13570	92.07%	
	8	don't know	42	0.28%	
		Total	13,628	92.47%	

Valid	Invalid	Minimum	Maximum
1110	13628	0	1

Type	Code
Measurement Unit	numeric
H2IR21	21. Did the respondent ever appear embarrassed about answering questions during the interview?

			Frequency	% of total	% of valid
Valid	0	no	13900	94.31%	94.45%
	1	yes	817	5.54%	5.55%
		Total	14,717	99.86%	100%
Missing	.	missing	16	0.11%	
	8	don't know	5	0.03%	
		Total	21	0.14%	

Valid	Invalid	Minimum	Maximum
14717	21	0	1

H2IR22A - S39Q22A 1 GENERAL INTRO-W2

Type	Code
Measurement Unit	numeric
H2IR22A	22A. What topics did the respondent appear embarrassed about? Mark all that apply. General Introductory

			Frequency	% of total	% of valid
Valid	0	no	810	5.5%	99.75%
	1	yes	2	0.01%	0.25%
	Total		812	5.51%	100%
Missing	.	missing	16	0.11%	
	7	legitimate skip	13905	94.35%	
	8	don't know	5	0.03%	
	Total		13,926	94.49%	

Valid	Invalid	Minimum	Maximum
812	13926	0	1

H2IR22B - S39Q22B 2 DAILY ACTIVITIES-W2

Type	Code
Measurement Unit	numeric
H2IR22B	22B. What topics did the respondent appear embarrassed about? Mark all that apply. Daily Activities

			Frequency	% of total	% of valid
Valid	0	no	807	5.48%	99.38%
	1	yes	5	0.03%	0.62%
	Total		812	5.51%	100%
Missing	.	missing	16	0.11%	
	7	legitimate skip	13905	94.35%	
	8	don't know	5	0.03%	
	Total		13,926	94.49%	

Valid	Invalid	Minimum	Maximum
812	13926	0	1

H2IR22C - S39Q22C 3 GENERAL HEALTH-W2

Type	Code
Measurement Unit	numeric
H2IR22C	22C. What topics did the respondent appear embarrassed about? Mark all that apply. General Health

			Frequency	% of total	% of valid
Valid	0	no	794	5.39%	97.78%
	1	yes	18	0.12%	2.22%
	Total		812	5.51%	100%
Missing	.	missing	16	0.11%	
	7	legitimate skip	13905	94.35%	
	8	don't know	5	0.03%	
Total		13,926	94.49%		

Valid	Invalid	Minimum	Maximum
812	13926	0	1

H2IR22D - S39Q22D 4 NUTRITION-W2

Type	Code
Measurement Unit	numeric
H2IR22D	22D. What topics did the respondent appear embarrassed about? Mark all that apply. Nutrition

			Frequency	% of total	% of valid
Valid	0	no	796	5.4%	98.03%
	1	yes	16	0.11%	1.97%
	Total		812	5.51%	100%
Missing	.	missing	16	0.11%	
	7	legitimate skip	13905	94.35%	
	8	don't know	5	0.03%	
Total		13,926	94.49%		

Valid	Invalid	Minimum	Maximum
812	13926	0	1

H2IR22E - S39Q22E 5 SUN EXPOSURE-W2

Type	Code
Measurement Unit	numeric
H2IR22E	22E. What topics did the respondent appear embarrassed about? Mark all that apply. Sun Exposure

			Frequency	% of total	% of valid
Valid	0	no	801	5.43%	98.65%
	1	yes	11	0.07%	1.35%
		Total	812	5.51%	100%
Missing	.	missing	16	0.11%	
	7	legitimate skip	13905	94.35%	
	8	don't know	5	0.03%	
		Total	13,926	94.49%	

Valid	Invalid	Minimum	Maximum
812	13926	0	1

H2IR22F - S39Q22F 6 ACADEMICS-W2

Type	Code
Measurement Unit	numeric
H2IR22F	22F. What topics did the respondent appear embarrassed about? Mark all that apply. Academics and Education

			Frequency	% of total	% of valid
Valid	0	no	803	5.45%	98.89%
	1	yes	9	0.06%	1.11%
		Total	812	5.51%	100%
Missing	.	missing	16	0.11%	
	7	legitimate skip	13905	94.35%	
	8	don't know	5	0.03%	
		Total	13,926	94.49%	

Valid	Invalid	Minimum	Maximum
812	13926	0	1

H2IR22G - S39Q22G 7 ACCESS TO HEALTH SERVICES-W2

Type	Code
Measurement Unit	numeric
H2IR22G	22G. What topics did the respondent appear embarrassed about? Mark all that apply. Access to Health Services

			Frequency	% of total	% of valid
Valid	0	no	804	5.46%	99.01%
	1	yes	8	0.05%	0.99%
		Total	812	5.51%	100%

Missing	.	missing	16	0.11%	
	7	legitimate skip	13905	94.35%	
	8	don't know	5	0.03%	
		Total	13,926	94.49%	

Valid	Invalid	Minimum	Maximum
812	13926	0	1

H2IR22H - S39Q22H 8 RISK PERCEPTIONS-W2

Type	Code
Measurement Unit	numeric
H2IR22H	22H. What topics did the respondent appear embarrassed about? Mark all that apply. Pregnancy, AIDS, and STD Risk Perceptions

			Frequency	% of total	% of valid
Valid	0	no	392	2.66%	48.28%
	1	yes	420	2.85%	51.72%
		Total	812	5.51%	100%
Missing	.	missing	16	0.11%	
	7	legitimate skip	13905	94.35%	
	8	don't know	5	0.03%	
		Total	13,926	94.49%	

Valid	Invalid	Minimum	Maximum
812	13926	0	1

H2IR22I - S39Q22I 9 SELF EFFICACY-W2

Type	Code
Measurement Unit	numeric
H2IR22I	22I. What topics did the respondent appear embarrassed about? Mark all that apply. Self-Efficacy

			Frequency	% of total	% of valid
Valid	0	no	758	5.14%	93.35%
	1	yes	54	0.37%	6.65%
		Total	812	5.51%	100%
Missing	.	missing	16	0.11%	
	7	legitimate skip	13905	94.35%	
	8	don't know	5	0.03%	
		Total	13,926	94.49%	

Valid	Invalid	Minimum	Maximum
812	13926	0	1

Type	Code
Measurement Unit	numeric
H2IR22J	22J. What topics did the respondent appear embarrassed about? Mark all that apply. Feelings Scale

			Frequency	% of total	% of valid
Valid	0	no	761	5.16%	93.72%
	1	yes	51	0.35%	6.28%
	Total		812	5.51%	100%
Missing	.	missing	16	0.11%	
	7	legitimate skip	13905	94.35%	
	8	don't know	5	0.03%	
	Total		13,926	94.49%	

Valid	Invalid	Minimum	Maximum
812	13926	0	1

Type	Code
Measurement Unit	numeric
H2IR22K	22K. What topics did the respondent appear embarrassed about? Mark all that apply. Household Roster

			Frequency	% of total	% of valid
Valid	0	no	806	5.47%	99.26%
	1	yes	6	0.04%	0.74%
	Total		812	5.51%	100%
Missing	.	missing	16	0.11%	
	7	legitimate skip	13905	94.35%	
	8	don't know	5	0.03%	
	Total		13,926	94.49%	

Valid	Invalid	Minimum	Maximum
812	13926	0	1

###

Type	Code
Measurement Unit	numeric
H2IR22L	22L. What topics did the respondent appear embarrassed about? Mark all that apply. Non-Resident Biological Mother

			Frequency	% of total	% of valid
Valid	0	no	802	5.44%	98.77%
	1	yes	10	0.07%	1.23%
Total			812	5.51%	100%
Missing	.	missing	16	0.11%	
	7	legitimate skip	13905	94.35%	
	8	don't know	5	0.03%	
Total			13,926	94.49%	

Valid	Invalid	Minimum	Maximum
812	13926	0	1

H2IR22M - S39Q22M 13 NON-RESIDENT BIO DAD-W2

Type	Code
Measurement Unit	numeric
H2IR22M	22M. What topics did the respondent appear embarrassed about? Mark all that apply. Non-Resident Biological Father

			Frequency	% of total	% of valid
Valid	0	no	779	5.29%	95.94%
	1	yes	33	0.22%	4.06%
Total			812	5.51%	100%
Missing	.	missing	16	0.11%	
	7	legitimate skip	13905	94.35%	
	8	don't know	5	0.03%	
Total			13,926	94.49%	

Valid	Invalid	Minimum	Maximum
812	13926	0	1

H2IR22N - S39Q22N 14 RESIDENT MOM-W2

Type	Code
Measurement Unit	numeric
H2IR22N	22N. What topics did the respondent appear embarrassed about? Mark all that apply. Resident Mother

			Frequency	% of total	% of valid
Valid	0	no	801	5.43%	98.65%
	1	yes	11	0.07%	1.35%
		Total	812	5.51%	100%
Missing	.	missing	16	0.11%	
	7	legitimate skip	13905	94.35%	
	8	don't know	5	0.03%	
		Total	13,926	94.49%	

Valid	Invalid	Minimum	Maximum
812	13926	0	1

Type	Code
Measurement Unit	numeric
H2IR220	220. What topics did the respondent appear embarrassed about? Mark all that apply. Resident Father

			Frequency	% of total	% of valid
Valid	0	no	803	5.45%	98.89%
	1	yes	9	0.06%	1.11%
		Total	812	5.51%	100%
Missing	.	missing	16	0.11%	
	7	legitimate skip	13905	94.35%	
	8	don't know	5	0.03%	
		Total	13,926	94.49%	

Valid	Invalid	Minimum	Maximum
812	13926	0	1

Type	Code
Measurement Unit	numeric
H2IR22P	22P. What topics did the respondent appear embarrassed about? Mark all that apply. Relations with Parents

			Frequency	% of total	% of valid
Valid	0	no	780	5.29%	96.06%
	1	yes	32	0.22%	3.94%
		Total	812	5.51%	100%

Missing	.	missing	16	0.11%	
	7	legitimate skip	13905	94.35%	
	8	don't know	5	0.03%	
		Total	13,926	94.49%	

Valid	Invalid	Minimum	Maximum
812	13926	0	1

Type	Code
Measurement Unit	numeric
H2IR22Q	22Q. What topics did the respondent appear embarrassed about? Mark all that apply. Motivations to Engage in Risky Behaviors

			Frequency	% of total	% of valid
Valid	0	no	592	4.02%	72.91%
	1	yes	220	1.49%	27.09%
		Total	812	5.51%	100%
Missing	.	missing	16	0.11%	
	7	legitimate skip	13905	94.35%	
	8	don't know	5	0.03%	
		Total	13,926	94.49%	

Valid	Invalid	Minimum	Maximum
812	13926	0	1

Type	Code
Measurement Unit	numeric
H2IR22R	22R. What topics did the respondent appear embarrassed about? Mark all that apply. Personality and Family

			Frequency	% of total	% of valid
Valid	0	no	779	5.29%	95.94%
	1	yes	33	0.22%	4.06%
		Total	812	5.51%	100%
Missing	.	missing	16	0.11%	
	7	legitimate skip	13905	94.35%	
	8	don't know	5	0.03%	
		Total	13,926	94.49%	

Valid	Invalid	Minimum	Maximum
812	13926	0	1

H2IR22S - S39Q22S 19 KNOWLEDGE QUIZ-W2

Type	Code
Measurement Unit	numeric
H2IR22S	22S. What topics did the respondent appear embarrassed about? Mark all that apply. Knowledge Quiz

			Frequency	% of total	% of valid
Valid	0	no	569	3.86%	70.07%
	1	yes	243	1.65%	29.93%
	Total		812	5.51%	100%
Missing	.	missing	16	0.11%	
	7	legitimate skip	13905	94.35%	
	8	don't know	5	0.03%	
	Total		13,926	94.49%	

Valid	Invalid	Minimum	Maximum
812	13926	0	1

H2IR22T - S39Q22T 20 FRIENDS-W2

Type	Code
Measurement Unit	numeric
H2IR22T	22T. What topics did the respondent appear embarrassed about? Mark all that apply. Friends

			Frequency	% of total	% of valid
Valid	0	no	791	5.37%	97.41%
	1	yes	21	0.14%	2.59%
	Total		812	5.51%	100%
Missing	.	missing	16	0.11%	
	7	legitimate skip	13905	94.35%	
	8	don't know	5	0.03%	
	Total		13,926	94.49%	

Valid	Invalid	Minimum	Maximum
812	13926	0	1

H2IR22U - S39Q22U 21 ROMANTIC ROSTER-W2

Type	Code
Measurement Unit	numeric
H2IR22U	22U. What topics did the respondent appear embarrassed about? Mark all that apply. Romantic Relationship Roster

			Frequency	% of total	% of valid
Valid	0	no	618	4.19%	76.11%
	1	yes	194	1.32%	23.89%
	Total		812	5.51%	100%
Missing	.	missing	16	0.11%	
	7	legitimate skip	13905	94.35%	
	8	don't know	5	0.03%	
	Total		13,926	94.49%	

Valid	Invalid	Minimum	Maximum
812	13926	0	1

H2IR22V - S39Q22V 22 LIKED ROSTER-W2

Type	Code
Measurement Unit	numeric
H2IR22V	22V. What topics did the respondent appear embarrassed about? Mark all that apply. Liked Relationship Roster

			Frequency	% of total	% of valid
Valid	0	no	776	5.27%	95.57%
	1	yes	36	0.24%	4.43%
	Total		812	5.51%	100%
Missing	.	missing	16	0.11%	
	7	legitimate skip	13905	94.35%	
	8	don't know	5	0.03%	
	Total		13,926	94.49%	

Valid	Invalid	Minimum	Maximum
812	13926	0	1

H2IR22W - S39Q22W 23 CONTRACEPTION-W2

Type	Code
Measurement Unit	numeric
H2IR22W	22W. What topics did the respondent appear embarrassed about? Mark all that apply. Contraception

			Frequency	% of total	% of valid
Valid	0	no	513	3.48%	63.18%
	1	yes	299	2.03%	36.82%
		Total	812	5.51%	100%
Missing	.	missing	16	0.11%	
	7	legitimate skip	13905	94.35%	
	8	don't know	5	0.03%	
		Total	13,926	94.49%	

Valid	Invalid	Minimum	Maximum
812	13926	0	1

H2IR22X - S39Q22X 24 RELATIONSHIP INFO-W2

Type	Code
Measurement Unit	numeric
H2IR22X	22X. What topics did the respondent appear embarrassed about? Mark all that apply. Relationship Information

			Frequency	% of total	% of valid
Valid	0	no	740	5.02%	91.13%
	1	yes	72	0.49%	8.87%
		Total	812	5.51%	100%
Missing	.	missing	16	0.11%	
	7	legitimate skip	13905	94.35%	
	8	don't know	5	0.03%	
		Total	13,926	94.49%	

Valid	Invalid	Minimum	Maximum
812	13926	0	1

H2IR22Y - S39Q22Y 25 NONRELATIONSHIP INFO-W2

Type	Code
Measurement Unit	numeric
H2IR22Y	22Y. What topics did the respondent appear embarrassed about? Mark all that apply. Non-Relationship History

			Frequency	% of total	% of valid
Valid	0	no	810	5.5%	99.75%
	1	yes	2	0.01%	0.25%
		Total	812	5.51%	100%

Missing	.	missing	16	0.11%	
	7	legitimate skip	13905	94.35%	
	8	don't know	5	0.03%	
		Total	13,926	94.49%	

Valid	Invalid	Minimum	Maximum
812	13926	0	1

Type	Code
Measurement Unit	numeric
H2IR22Z	22Z. What topics did the respondent appear embarrassed about? Mark all that apply. Motivations for Birth Control

			Frequency	% of total	% of valid
Valid	0	no	788	5.35%	97.04%
	1	yes	24	0.16%	2.96%
		Total	812	5.51%	100%
Missing	.	missing	16	0.11%	
	7	legitimate skip	13905	94.35%	
	8	don't know	5	0.03%	
		Total	13,926	94.49%	

Valid	Invalid	Minimum	Maximum
812	13926	0	1

Type	Code
Measurement Unit	numeric
H2IR22AA	22AA. What topics did the respondent appear embarrassed about? Mark all that apply. Tobacco, Alcohol, Drugs

			Frequency	% of total	% of valid
Valid	0	no	811	5.5%	99.88%
	1	yes	1	0.01%	0.12%
		Total	812	5.51%	100%
Missing	.	missing	16	0.11%	
	7	legitimate skip	13905	94.35%	
	8	don't know	5	0.03%	
		Total	13,926	94.49%	

Valid	Invalid	Minimum	Maximum
812	13926	0	1

H2IR22BB - S39Q22BB 28 DELINQUENCY SCALE-W2

Type	Code
Measurement Unit	numeric
H2IR22BB	22BB. What topics did the respondent appear embarrassed about? Mark all that apply. Delinquency Scale

			Frequency	% of total	% of valid
Valid	0	no	810	5.5%	99.75%
	1	yes	2	0.01%	0.25%
	Total		812	5.51%	100%
Missing	.	missing	16	0.11%	
	7	legitimate skip	13905	94.35%	
	8	don't know	5	0.03%	
	Total		13,926	94.49%	

Valid	Invalid	Minimum	Maximum
812	13926	0	1

H2IR22CC - S39Q22CC 29 FIGHTING AND VIOLENCE-W2

Type	Code
Measurement Unit	numeric
H2IR22CC	22CC. What topics did the respondent appear embarrassed about? Mark all that apply. Fighting and Violence

			Frequency	% of total	% of valid
Valid	0	no	810	5.5%	99.75%
	1	yes	2	0.01%	0.25%
	Total		812	5.51%	100%
Missing	.	missing	16	0.11%	
	7	legitimate skip	13905	94.35%	
	8	don't know	5	0.03%	
	Total		13,926	94.49%	

Valid	Invalid	Minimum	Maximum
812	13926	0	1

H2IR22DD - S39Q22DD 30 JOINT OCCURRENCES-W2

Type	Code
Measurement Unit	numeric
H2IR22DD	22DD. What topics did the respondent appear embarrassed about? Mark all that apply. Joint Occurrences

			Frequency	% of total	% of valid
Valid	0	no	810	5.5%	99.75%
	1	yes	2	0.01%	0.25%
	Total		812	5.51%	100%
Missing	.	missing	16	0.11%	
	7	legitimate skip	13905	94.35%	
	8	don't know	5	0.03%	
Total		13,926	94.49%		

Valid	Invalid	Minimum	Maximum
812	13926	0	1

H2IR22EE - S39Q22EE 31 PHYSICAL DEVELOPMENT-W2

Type	Code
Measurement Unit	numeric
H2IR22EE	22EE. What topics did the respondent appear embarrassed about? Mark all that apply. Physical Development/Pregnancy History

			Frequency	% of total	% of valid
Valid	0	no	809	5.49%	99.63%
	1	yes	3	0.02%	0.37%
	Total		812	5.51%	100%
Missing	.	missing	16	0.11%	
	7	legitimate skip	13905	94.35%	
	8	don't know	5	0.03%	
Total		13,926	94.49%		

Valid	Invalid	Minimum	Maximum
812	13926	0	1

H2IR22FF - S39Q22FF 32 SUICIDE-W2

Type	Code
Measurement Unit	numeric
H2IR22FF	22FF. What topics did the respondent appear embarrassed about? Mark all that apply. Suicide

			Frequency	% of total	% of valid
Valid	0	no	805	5.46%	99.14%
	1	yes	7	0.05%	0.86%
Total			812	5.51%	100%
Missing	.	missing	16	0.11%	
	7	legitimate skip	13905	94.35%	
	8	don't know	5	0.03%	
Total			13,926	94.49%	

Valid	Invalid	Minimum	Maximum
812	13926	0	1

H2IR22GG - S39Q22GG 33 PARENTS ATTITUDE-W2

Type	Code
Measurement Unit	numeric
H2IR22GG	22GG. What topics did the respondent appear embarrassed about? Mark all that apply. Parents' Attitudes

			Frequency	% of total	% of valid
Valid	0	no	810	5.5%	99.75%
	1	yes	2	0.01%	0.25%
Total			812	5.51%	100%
Missing	.	missing	16	0.11%	
	7	legitimate skip	13905	94.35%	
	8	don't know	5	0.03%	
Total			13,926	94.49%	

Valid	Invalid	Minimum	Maximum
812	13926	0	1

H2IR22HH - S39Q22HH 34 PROTECTIVE FACTORS-W2

Type	Code
Measurement Unit	numeric
H2IR22HH	22HH. What topics did the respondent appear embarrassed about? Mark all that apply. Protective Factors

			Frequency	% of total	% of valid
Valid	0	no	810	5.5%	99.75%
	1	yes	2	0.01%	0.25%
Total			812	5.51%	100%

Missing	.	missing	16	0.11%	
	7	legitimate skip	13905	94.35%	
	8	don't know	5	0.03%	
		Total	13,926	94.49%	

Valid	Invalid	Minimum	Maximum
812	13926	0	1

Type	Code
Measurement Unit	numeric
H2IR22II	22II. What topics did the respondent appear embarrassed about? Mark all that apply. Neighborhood

			Frequency	% of total	% of valid
Valid	0	no	811	5.5%	99.88%
	1	yes	1	0.01%	0.12%
		Total	812	5.51%	100%
Missing	.	missing	16	0.11%	
	7	legitimate skip	13905	94.35%	
	8	don't know	5	0.03%	
		Total	13,926	94.49%	

Valid	Invalid	Minimum	Maximum
812	13926	0	1

Type	Code
Measurement Unit	numeric
H2IR22JJ	22JJ. What topics did the respondent appear embarrassed about? Mark all that apply. Religion

			Frequency	% of total	% of valid
Valid	0	no	811	5.5%	99.88%
	1	yes	1	0.01%	0.12%
		Total	812	5.51%	100%
Missing	.	missing	16	0.11%	
	7	legitimate skip	13905	94.35%	
	8	don't know	5	0.03%	
		Total	13,926	94.49%	

Valid	Invalid	Minimum	Maximum
812	13926	0	1

H2IR22KK - S39Q22KK 37 EXPECTATIONS, EMPLOYMT-W2

Type	Code
Measurement Unit	numeric
H2IR22KK	22KK. What topics did the respondent appear embarrassed about? Mark all that apply. Expectations, Employment, Income

			Frequency	% of total	% of valid
Valid	0	no	811	5.5%	99.88%
	1	yes	1	0.01%	0.12%
	Total		812	5.51%	100%
Missing	.	missing	16	0.11%	
	7	legitimate skip	13905	94.35%	
	8	don't know	5	0.03%	
	Total		13,926	94.49%	

Valid	Invalid	Minimum	Maximum
812	13926	0	1

H2IR22LL - S39Q22LL 38 RELATION W/ SIBLINGS-W2

Type	Code
Measurement Unit	numeric
H2IR22LL	22LL. What topics did the respondent appear embarrassed about? Mark all that apply. Relations with Siblings

			Frequency	% of total	% of valid
Valid	0	no	811	5.5%	99.88%
	1	yes	1	0.01%	0.12%
	Total		812	5.51%	100%
Missing	.	missing	16	0.11%	
	7	legitimate skip	13905	94.35%	
	8	don't know	5	0.03%	
	Total		13,926	94.49%	

Valid	Invalid	Minimum	Maximum
812	13926	0	1

H2IR23 - S39Q23 EVIDENCE OF SMOKING IN HH-W2

Type	Code
Measurement Unit	numeric
H2IR23	23. Was there any evidence of smoking in the household--for example, ashtrays, people smoking, cigarettes, the smell of cigarettes?

			Frequency	% of total	% of valid
Valid	0	no	11933	80.97%	82.1%
	1	yes	2601	17.65%	17.9%
	Total		14,534	98.62%	100%
Missing	.	missing	16	0.11%	
	6	refused	5	0.03%	
	8	don't know	183	1.24%	
	Total		204	1.38%	

Valid	Invalid	Minimum	Maximum
14534	204	0	1

H2IR24 - S39Q24 EVIDENCE OF DRINKING IN HH-W2

Type	Code
Measurement Unit	numeric
H2IR24	24. Did you see any evidence of drinking in the household--for example, beer cans, liquor bottles, people drinking?

			Frequency	% of total	% of valid
Valid	0	no	13984	94.88%	96.25%
	1	yes	545	3.7%	3.75%
	Total		14,529	98.58%	100%
Missing	.	missing	16	0.11%	
	6	refused	5	0.03%	
	8	don't know	188	1.28%	
	Total		209	1.42%	

Valid	Invalid	Minimum	Maximum
14529	209	0	1

H2IR25 - S39Q25 LANGUAGE OF INTERVIEW-W2

Type	Code
Measurement Unit	numeric
H2IR25	25. In what language was the interview conducted?

			Frequency	% of total	% of valid
--	--	--	-----------	------------	------------

Valid	1	English	14677	99.59%	99.69%
	2	Spanish	24	0.16%	0.16%
	3	other	21	0.14%	0.14%
		Total	14,722	99.89%	100%
Missing	.	missing	16	0.11%	
		Total	16	0.11%	

Valid	Invalid	Minimum	Maximum
14722	16	1	3

Type	Code
Measurement Unit	numeric
H2IR26	26. Is the respondent blind?

			Frequency	% of total	% of valid
Valid	0	no	14713	99.83%	99.95%
	1	yes, in 1 eye	6	0.04%	0.04%
	2	yes, in both eyes	2	0.01%	0.01%
		Total	14,721	99.88%	100%
Missing	.	missing	16	0.11%	
	8	don't know	1	0.01%	
		Total	17	0.12%	

Valid	Invalid	Minimum	Maximum
14721	17	0	2

Type	Code
Measurement Unit	numeric
H2IR27	27. Is the respondent deaf?

			Frequency	% of total	% of valid
Valid	0	no	14704	99.77%	99.88%
	1	yes	18	0.12%	0.12%
		Total	14,722	99.89%	100%
Missing	.	missing	16	0.11%	
		Total	16	0.11%	

Valid	Invalid	Minimum	Maximum
-------	---------	---------	---------

14722	16	0	1
-------	----	---	---

Type	Code
Measurement Unit	numeric
H2IR28	28. Is the respondent physically disabled?

			Frequency	% of total	% of valid
Valid	0	no	14646	99.38%	99.49%
	1	yes	75	0.51%	0.51%
	Total		14,721	99.88%	100%
Missing	.	missing	16	0.11%	
	8	don't know	1	0.01%	
	Total		17	0.12%	

Valid	Invalid	Minimum	Maximum
14721	17	0	1

Type	Code
Measurement Unit	numeric
H2IR31	31. Note anything else essential to the interpretation and understanding of this interview.

			Frequency	% of total	% of valid
Valid	1	enter comments	3679	24.96%	24.97%
	2	no comments	11056	75.02%	75.03%
	Total		14,735	99.98%	100%
Missing	.	missing	3	0.02%	
	Total		3	0.02%	

Valid	Invalid	Minimum	Maximum
14735	3	1	2